



INTRODUCTION & SUMMARY
OF THE
FISCAL YEAR 2022-2023
RECOMMENDED BUDGET

Submitted to the
INYO COUNTY BOARD OF SUPERVISORS

From
LESLIE L. CHAPMAN, CPA
County Administrator

SEPTEMBER 8, 2022
For the Budget Hearings beginning September 20, 2022

TABLE OF CONTENTS

BUDGET OVERVIEW 6

GENERAL FUND BUDGET ANALYSIS 9

EMPLOYEE COSTS & PERSONNEL ACTIONS 11

 Employee Costs 11

 Changes in Authorized Staffing 11

RESERVES AND CONTINGENCIES 11

 Reserves 11

 Contingencies 12

FUND BALANCE 13

CONCLUSION 14

ACKNOWLEDGEMENTS..... 14

SUMMARY OF RECOMMENDATIONS..... 16

The Inyo County Budget Team is pleased to present the Fiscal Year 2022-2023 CAO Recommended Budget. The title does not begin to describe the group effort and collaboration needed to present a budget of this size and complexity. It is a collaborative effort of the County Auditor-Controller, Senior Budget Analyst, HR, and all departments, along with the CAO and administrative staff working together to achieve this spending plan designed to accomplish Board of Supervisors' priorities. As always, this process reminds us that we have an extraordinary team that is dedicated to responsible leadership as they strive to achieve the best results for our citizens and visitors. My most sincere thanks to all.

Last fiscal year was a rollercoaster ride with highs of reaching for normalization, followed by dips of COVID-19 bouts whenever we dared to hope that the pandemic was over. Lately there are signs that the worst has passed, so we strive to reestablish routines and wonder what the future holds. Discretionary Revenue streams that were expected to dive, while a bit lower than normal, have been surprisingly stable. Recently, we are noticing more qualified people seem to be applying for County positions that were impossible to fill just a year ago. Higher-than-expected revenues, along with expenditure savings, tell us that fund balance will be robust going into the new fiscal year. Additionally, your Board has been diligent in following its pledge to transfer unused contingencies into reserves at the end of each fiscal year, resulting in a healthy foundation to support a budget that provides for delivery of Board priorities.

County leadership continues to underscore how having a strong fiscal foundation enables the County to spring back, adapt, and grow when the next recession hits. This is the classic definition of fiscal resiliency. As experience has demonstrated time and again, the issue is not whether there will be another recession, but rather predicting when the next recession will hit. Even though the economic outlook is better than expected, we remain cautious as we continue to strive for fiscal resiliency by making a conscience effort to match recurring revenues and expenditures and using one-time income for capital and other one-time investments.

While this recommended budget is not fully reflective of resiliency, there are key factors that indicate we are getting closer. It preserves core county services with no negative impact on the County's workforce. It adds needed positions, contains opportunities for employee promotions and advances, and includes crucial market rate adjustments for those who did not receive adjustments last year. Capital outlay to

replace and enhance County assets is included, as well as adding to existing reserve balances.

Moving forward, the Budget Team is pleased to present the Fiscal Year 2022-2023 Inyo County Recommended Budget which includes:

- Dedicated funding to contribute to housing solutions for veterans, workforce, and low-income citizens, including seeking grants and partnering with other agencies and developers. Funds will be transferred to a dedicated fund and supplemented in future budget cycles. (\$600,000)
- Funds to complete the Small Business Resource Center, and transfer management to a non-profit organization. (\$390,000)
- An operating subsidy for the Bishop Airport (\$150,000). We are also anticipating a Minimum Revenue Guarantee of up to \$500,000 that will be needed when year-round service is launched.
- Almost \$2.7 million in American Rescue Plan Act (ARPA) funds available to appropriate in the future for grant matches and/or funding for Board recommended one-time uses such as broadband services for all, water systems, infrastructure, the Small Business Resource Center completion and launch, and park and campground upgrades.
- Contribution to the Other Post Employment Benefit Trust. (\$300,000)
- New audio-visual equipment for the boardroom and remote access to improve transparency and quality of audio and video for in-person and online meeting attendees. (\$150,000)
- A grant-funded bookmobile to provide library services to far-reaching areas of our vast county. (\$168,789)
- Infrastructure improvements to the Diaz Lake campground, including water system replacements and two vault toilets. (\$540,000)
- An energy efficiency project to replace HVAC and remove swamp coolers from the windows at the Independence Courthouse. (\$768,030)
- Two (2) new Lead Park Specialists to address Board priority of beautiful parks and recreation areas.

- One additional Building and Maintenance worker to better address deferred maintenance projects and grounds maintenance at the Independence campus.
- A county-wide document management system. (\$200,000)
- A digital signature project. (\$75,000)
- Combining ESAAA with Inyo County GOLD for a savings to the County estimated at approximately \$85,000.
- Facility improvements at the Bishop, Lone Pine, and Tecopa senior centers. (\$205,136)
- A full-time Diversity and Equity Coordinator position in Health & Human Services. (\$109,848)
- A grant to provide Mental Health Services to school children through the Inyo County Office of Education. (\$1,333,766)
- A Mobile Health Clinic to provide rural healthcare in unserved areas of the county. (\$410,000)

In addition to the projects and programs that are in the budget, there are some exciting opportunities on the horizon. However, our fiscally conservative budgeting policies do not allow for budgeting revenues and related expenses that are not a sure thing. Staff has applied for funding to accomplish the following projects, the revenues and related expenses for which will be presented to the Board for approval upon notification that the funding has been approved:

- Regional broadband planning through the Rural County Representatives of California grant-funded strategic plan and detailed engineering in conjunction with the State's middle-mile and last-mile projects through a Local Agency Technical Assistance grant.
- A Wildfire Preparedness County Coordinator: a grant funded position to enhance our disaster services program and act as a liaison for fire safe councils countywide.
- A Jobs Accelerator Partnership program to be housed at the Small Business Resource Center and aid local businesses seeking to break into the lucrative industry of federal contracting for forest resilience and fire mitigation.
- A pending Federal Earmark application for Lone Pine water tank replacement.
- A pending Federal Earmark application for the terminal building at the Bishop Regional Airport.

Additionally, staff continues to seek additional opportunities to take advantage of increased State and Federal funding to supplement large and important initiatives such as broadband, housing, business development, and infrastructure. It will take discipline and vision to choose projects that enhance County infrastructure while maintaining the fiscal restraint that will provide resiliency for times where resources decline. Like the annual budget, it is a balancing act.

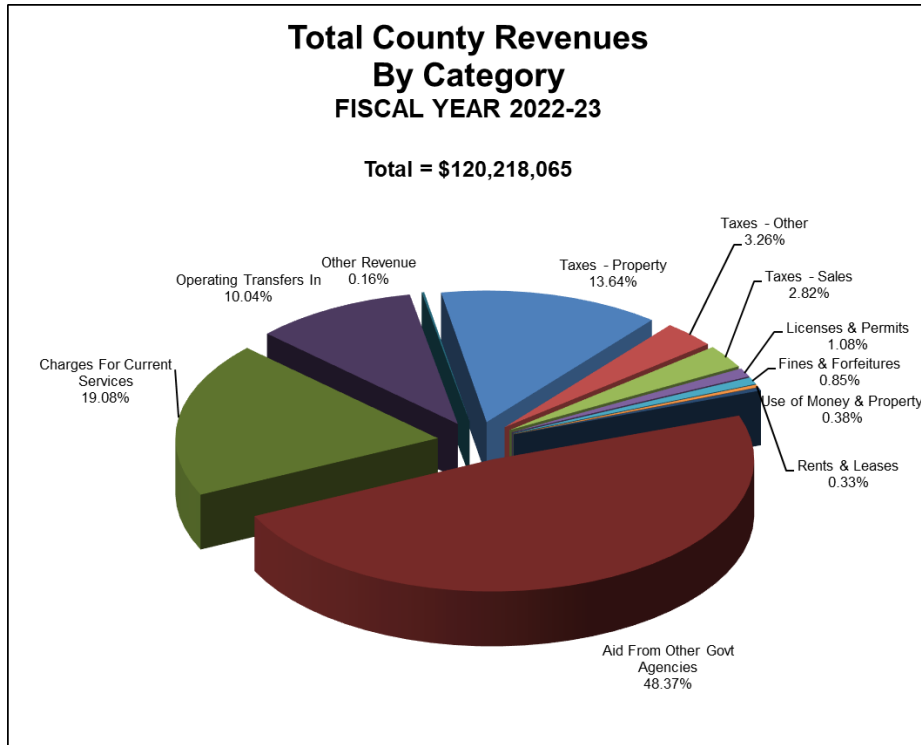
BUDGET OVERVIEW

As presented, the Fiscal Year 2022-2023 CAO Recommended Budget is *balanced*, as required by law. The Recommended Budget totals \$130,080,924 in expenditures and \$120,218,065 in revenues. The General Fund portion of the Recommended Budget is \$77,934,571 in expenditures and \$73,803,176 in revenues and is projected to use \$4,131,395 in carryover General Fund balance available from Fiscal Year 2021-2022. The Auditor-Controller will certify the final fund balance when your Board of Supervisors opens Budget Hearings on September 20, 2022.

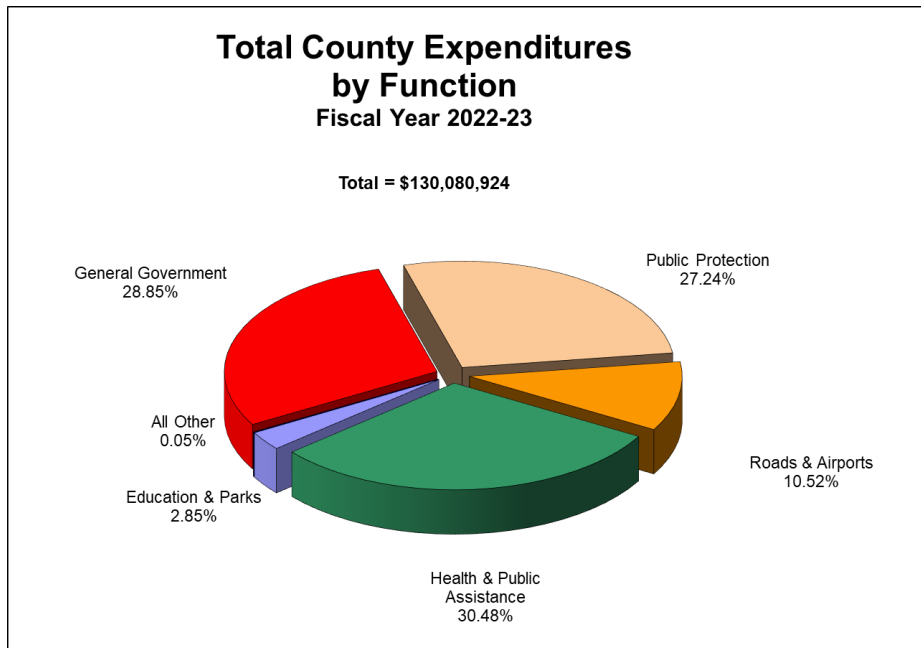
The following section provides a visual snapshot starting with a comparison of Department Requested to CAO Recommended budgets, followed by pie charts to illustrate the countywide Recommended Budget as proposed. The remainder of this report will focus on the General Fund because those budget units are where the Board of Supervisors has most discretion.

	Department Requested Budget			CAO Recommended Budget		
	Expense	Revenue	Shortfall	Expense	Revenue	Shortfall
General Fund	\$ 78,411,724	\$ 69,779,374	\$ (8,632,350)	\$ 77,934,571	\$ 73,803,176	\$ (4,131,395)
All Funds	\$ 125,524,738	\$ 112,221,025	\$ (13,303,713)	\$ 130,080,924	\$ 120,218,065	\$ (9,862,859)

Total Revenues by Category – All Funds:

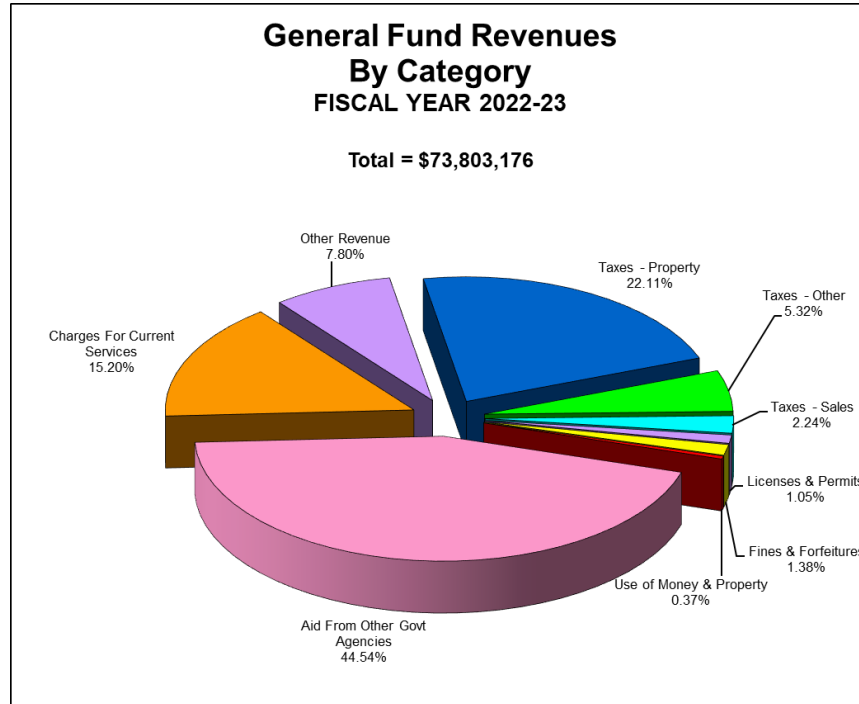


Total Expenditures by Function – All Funds:

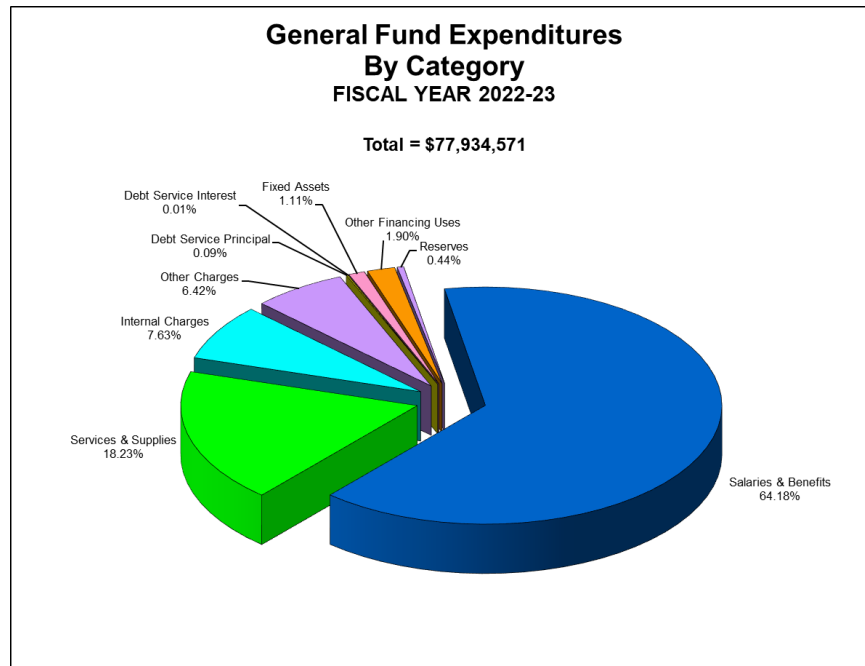


This section of pie charts shows the division of revenues and expenditures by category and function, giving the reader a visual perspective of where the County’s funds come from and how they are spent.

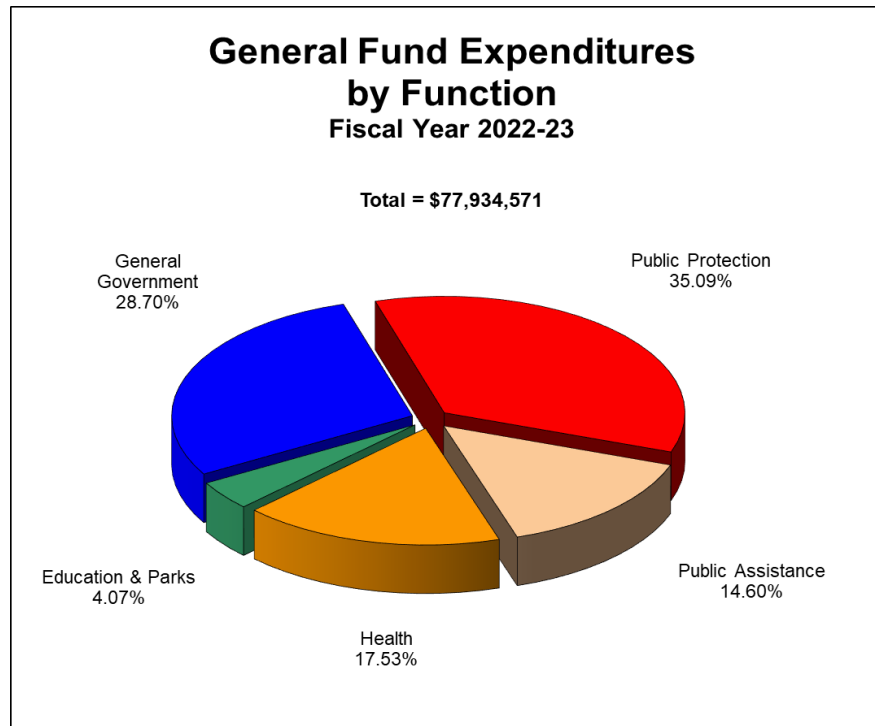
Revenues by Category – General Fund



Expenses by Category – General Fund



Expenses by Function – General Fund



GENERAL FUND BUDGET ANALYSIS

The following table illustrates the same data as shown in the graphs above and adds a comparison of the CAO Recommended Budget as presented to the prior year Board Approved Budget. This provides an easy way to identify the significant changes by category in both dollar amount and percentage change format.

GENERAL FUND	FY 2021-22 BOARD APPROVED BUDGET	FY 2022-23 CAO RECOMMENDED BUDGET	INCREASE (DECREASE)	% CHANGE
REVENUE				
Taxes- Property	\$ 14,929,288.00	\$ 16,314,743	\$ 1,385,455	9.28%
Taxes- Other	3,091,000	3,925,000	834,000	26.98%
Taxes- Sales	1,500,000	1,650,000	150,000	10.00%
Licenses & Permits	752,341	777,225	24,884	3.31%
Fines & Forfeitures	937,386	1,015,192	77,806	8.30%
Rents & Leases	14,600	25,000	10,400	71.23%
Use of Money & Property	227,930	247,598	19,668	8.63%
Aid From Other Government Ag	28,546,359	32,868,407	4,322,048	15.14%
Charges for Current Services	11,483,039	11,220,029	(263,010)	-2.29%
Transfers In	5,142,229	5,704,407	562,178	10.93%
Other Revenue	51,500	55,575	4,075	7.91%
TOTAL REVENUE	\$ 66,675,672	\$ 73,803,176	\$ 7,127,504	169.43%
EXPENDITURES				
Salaries & Benefits	\$ 46,207,123	\$ 50,016,519	\$ 3,809,396	8.24%
Services & Supplies	11,134,834	14,208,288	3,073,454	27.60%
Internal Charges	6,232,661	5,947,292	(285,369)	-4.58%
Other Charges	4,170,709	5,004,322	833,613	19.99%
Debt Service	74,101	74,101	-	0.00%
Capital outlay	557,389	861,667	304,278	54.59%
Operating Transfers - Out	2,701,544	1,477,382	(1,224,162)	-45.31%
Contingencies	725,000	345,000	(380,000)	-52.41%
TOTAL EXPENDITURES	\$ 71,803,361	\$ 77,934,571	\$ 6,131,210	8.12%
OPERATING DEFICIT	\$ (5,127,689.00)	\$ (4,131,395.00)	\$ 996,294.00	

This table takes an analytical look at the variances shown above and provides explanations – the more significant the change, the more detailed the explanation.

SIGNIFICANT REVENUE CATEGORY	BUDGETARY IMPACT
Taxes - Property – Current year secured, unsecured, unitary, supplemental, prior year secured & unsecured, and penalties on delinquent taxes	The current years secured and unsecured tax rolls account for the majority of the 9.28% increase in this revenue category. The increase in budgeted revenue in both the current years secured and unsecured taxes has been adjusted to account for the potential reduction in the assessed values that were enrolled on July 1, 2022, by the County Assessor. As a result, current property tax revenue is projected to increase by \$1,385,455.
Taxes - Other – Real Property Transfer Tax & Transient Occupance Tax (TOT)	TOT current actual receipts for FY 2021-22 have outperformed the budgeted projection by \$933,833, with an all-time high of \$4,413,833 at the end of the 4th quarter. This year's budget recommends an increase of \$800,000 over last years Board-Approved budget. TOT is still being budgeted conservatively to account for unknowns that may arise, such as future COVID impacts or catastrophic weather events that are out of your Board's control.
Taxes - Sales – Sales Taxes	Sales taxes are projected to increase by \$150,000 or 10%. The 15% reduction the County anticipated in FY 2021-22 not only didn't materialize, but the revenue exceeded expectations. Inyo County is receiving a large majority of its sales taxes from gas stations, which creates uncertainty in projecting future revenue considering the economic factors that surround gas prices. Sales tax revenue continues to be volatile so a five-year smoothing method is being used to project the revenue.
Licenses & Permits	Licenses & Permits are projected to increase by \$24,884 or 3.31%.
Fines & Forfeitures – Court Fines	Based on recent collections, court fines are projected to increase by \$77,806, or 8.3%.
Rents & Leases – Campground Concessions	Based on recent collections increasing by \$10,400, or 71.23%.
Use of Money & Property – Interest from the Treasury, Rents & Leases	The County receives about 30% of the total earnings on the Treasury interest pool. Revenue is only projected to increase by \$19,668 based on investments that are scheduled to settle in FY 22-23.
Aid From Other Government Agencies – State and Federal grants	Aid from other government agencies, such as state and federal grants account for over 44.5% of the general fund's revenue. The CAO recommends budget reflect a \$4,322,048 or 15.14% increase in revenue. These revenues are not generally discretionary and have corresponding expenditures.
Charges for Current Services	Charges for Current Services are projected to decrease by \$263,010 or 2.29%. The decrease in CCS is related to Cost Plan allocation charges.
Transfers In	Operating Transfers to the General Fund increased by \$562,178 or 10.93%. The increase is attributed to one-time capital projects, such as the Board Room audio/visual equipment and the document management project.
Other Revenue	Based on recent collections, revenue is projected to increase by \$4,075 or 7.91%.
Salaries & Benefits	Salaries and benefits are higher by \$3,809,396, or 8.24%. Increases in salaries and benefits are a combination of 4% annual COLA for most bargaining units, equity increases for mid-management employees, and an 18% increase to health insurance premiums. In addition, there are 7 new positions being recommended to be added to general fund budgets and 2 reclassifications.
Services & Supplies	Services & Supplies costs have risen by \$3,073,453 or 27.6%. Large service contracts in both Health and Community Mental Health are being requested for grant awards.
Internal Charges	Internal Charges are decreasing by \$285,369 or 4.58%. The decrease can be attributed to cost plan decreases.
Other Charges	Other Charges are increasing by \$833,613 or 19.99%. The majority of the increase is in support and care of others under Social Services in the amount of \$579,709 and Foster Care in the amount of \$175,000.
Debt Service Capital Outlay	Capital outlay is increasing by \$304,278 or 54.59%. One-time projects account for the majority of the increase, such as the document management solution and the digital signature project for \$275,000.
Operating Transfers - Out	Operating Transfers - Out have decreased by \$1,224,162 or 45.31%. Last fiscal year, one-time transfers from the General fund to the CAO-ACO were budgeted in the amount of \$1,159,293 accounting for the majority of the change.
Contingencies	Contingencies have decreased by \$380,000 or 52.41%. Last fiscal year, additional fund balance was certified and added to contingencies during the adoption of the budget.

EMPLOYEE COSTS & PERSONNEL ACTIONS

Employee Costs

The cost of employee salaries and benefits represents approximately 50% of the Fiscal Year 2022-2023 Recommended Budget. Of \$130,080,924 in proposed expenses, \$65,549,209 is being spent on employee compensation. In the Recommended General Fund Budget, which does not usually include large capital outlays, such as Road projects, among its expenses, employee costs are 64%, or \$50,016,519 of the \$73,803,176 Recommended General Fund Budget.

In addition to providing for a 8.9%, or \$924,969, increase in higher pension costs and an 18% increase in health insurance costs, the Recommended Budget includes an increase of \$400,623 to retiree healthcare costs.

Changes in Authorized Staffing

This year's Recommended Budget supports several requests to add, or reorganize and reclassify, personnel in departments' Authorized Staffing. Those department requests, and the rationale for supporting or not supporting the requested change in the department's Authorized Staffing in the Recommended Budget, are detailed in Attachment C.

Recommended changes to the Authorized Staffing for several departments and offices include deleting 10 positions and supporting 18 new position requests. There are also 10 reclassifications and/or changes to positions, along with salary adjustments for Middle Management. These changes in Authorized Staffing are summarized on a table in Attachment C and position change rationale is described in detail.

RESERVES AND CONTINGENCIES

Reserves

A critical indicator of fiscal resiliency is growing and maintaining a healthy reserve balance. Reserves are a necessary safeguard against risks like recessions that wreak havoc on the budget, or extreme events that demand a quick and decisive public safety response. The Government Finance Officers Association (GFOA) recommends that

local governments maintain reserves equal to two months of operating expenses or 16.7% of total operating revenue.

The County has three reserve funds: General Reserves, Economic Stabilization, and General Fund Stabilization Reserve. General Reserves is the most restricted of the three. The County may use these funds during development of the budget. After adoption, it requires a disaster, as defined in the Government Code, to justify a withdrawal during the fiscal year. Economic Stabilization is less restrictive and was set up by the County for the purpose of smoothing out impacts of economic downturns. The General Fund Stabilization was set up as a smoothing account for future employee costs. This fund has never been used and with the growth of the other two reserve funds, staff recommends closing that fund and transferring half to the General Reserve account and half to Accumulated Capital Outlay (\$412,968 each).

With the proposed transfer, General Reserve Fund Balance is \$5,389,240. This along with the Economic Stabilization balance of \$4,051,705 gives us a total reserve balance of \$9,440,945 – about 12.8% of this year's projected General Fund revenues. While we are still short of the GFOA's recommendation, the County has made significant progress towards that goal in the last few years. The biggest contributing factor has been your Board's policy to transfer unused contingency funds into reserves at the end of each fiscal year.

Contingencies

The Recommended Budget includes \$60,000 in General Fund contingencies. The policy for the last several years has been for unspent prior encumbrances and other identified unspent funds to be transferred to contingencies throughout the year. Last year, \$866,485 was added to the original \$440,000 budget; of that amount, \$283,861 was used and the remaining \$582,624 was transferred to General Reserves at the end of the fiscal year. As mentioned above, this policy has allowed the County to build reserves as part of its commitment to fiscal resiliency.

There is also a contingency appropriation of \$285,000 that is held in the Personnel budget and used for emergency purposes such as internal investigations and specialty attorney services for HR issues.

FUND BALANCE

The Recommended Budget requires \$4,131,395 of carryover fund balance which is about \$600,000 more than last year. Just like everyone's family budget, the County is feeling the impacts of inflation. Rather than contract operations, staff recommends using more available fund balance. This decision was made in conjunction with an analysis of the County's financial condition where carryover fund balance is expected to be strong, and we are recommending a healthy contribution to reserves.

Despite the decision to use more fund balance this year, we remember that adopting a structurally balanced budget where recurring expenditures are fully paid with recurring revenues and no reliance on carryover balances is a critical step towards achieving fiscal resiliency. The goal for future budgets is to become more precise and focusing on estimating revenues higher and closer to actual receipts. It can be scary to do this, but we have an expert budget team in our Senior Budget Analyst and Auditor-Controller. A word of caution, though – the more precise your budget, the less carryover fund balance you expect. This type of budgeting, at its best, allows the County to use carryover plus one-time revenues for one-time expenditures. Like all accounting, the textbook version is much easier than real life!

With the fund balance certified by the Auditor-Controller expected to exceed \$4,131,395, your Board of Supervisors may want to consider appropriating the additional funds to one or more of the following needs:

- Other priorities of your Board of Supervisors, identified during budget hearings and for which funding is not identified in the Recommended Budget *
- General Fund Contingencies
- Transfer to Accumulated Capital Outlay fund to reserve for projects.
- Economic Stabilization Fund
- General Reserve Fund
- OPEB Trust

- Leave in Fund Balance as a form of accessible reserves

**As is always the case with non-recurring funding, it is strongly recommended that these funds only be used for one-time costs.*

CONCLUSION

The Fiscal Year 2022-2023 CAO Recommended Budget has been prepared with an eye towards the future by considering options for infrastructure improvement, economic development and related housing needs, and adding key staff to improve county facilities including parks and campgrounds. This Budget provides for operational needs of the County by evaluating the requests of all County departments and balancing those against available and appropriate revenue streams.

As has been noted in previous budgets, the ability to take a measured approach, continue to plan for the future, and not abandon or suspend important ongoing projects is not a result of happenstance. It is the result of responsible management of resources by your departments and often difficult policy decisions made by your Board.

Adhering to these sound fiscal principles allows us to maintain resiliency through difficult times and emerge into recovery.

ACKNOWLEDGEMENTS

Preparation of this budget has been challenging and rewarding. As is always the case, development of a good budget relies on the contributions of many people working diligently and competently. This year's budget is no exception and has required additional concentration and focus to soldier through a plethora of distractions.

I would first like to acknowledge the hard work of all your Department Heads as well as their administrative and operational staff. They have consistently, and successfully, strived to meet deadlines, have meaningful discussions, and cooperate fully with the Budget Team.

Assistant to the County Administrator/Assistant Clerk of the Board of Supervisors Darcy Ellis, as always, provides insightful professional editing that quite frankly isn't available to many organizations. Her contributions to ongoing operations and to the preparation of the budget are invaluable.

The whole County Administrative Team pitched in and helped with assembling, editing, and developing pieces of the budget document, creating a team spirit and outstanding assembly line that can't be beat!

We were without our fearless leader, Senior Budget Analyst Denelle Carrington. We not only missed her terribly but got a great reaffirmation about how incredibly valuable she is. Thank you, Denelle, for getting us on the right path and then stepping in at the last minute to provide your stamp of approval and incredible skills that I lack!

Finally, Amy Shepherd, our Auditor-Controller, you saved the day! This would not have happened without your expertise and calm leadership in Denelle's absence. I can't explain how relieved and delighted I was to know that you would step in for Denelle, and that we would get to work closely together again for my last budget. You are a rockstar!

SUMMARY OF RECOMMENDATIONS

1. Adopt the Fiscal Year 2022-2023 Budget as Recommended by the County Administrator, including the recommendations presented herein.
2. Provide direction with regard to the use of Fund Balance the Auditor-Controller may certify below or in excess of \$4,131,395.
3. In adopting the Final Budget, (a) authorize and direct the County Administrator and Auditor-Controller to approve and make payments, greater than \$10,000, to Inter-Agency Visitor Center, Cal Expo Exhibit, and Tri-County Fairgrounds, and (b) authorize and direct the County Administrator to develop and execute contracts with all ongoing recipients of line-item grants and fishing promotion funding through the Community Project Sponsorship Program as revised by your Board of Supervisors on October 15, 2019, and provided for in the Advertising County Resources budget.
4. In adopting the Final Budget, authorize and direct the County Administrator to develop and execute contracts with all ongoing Grants-In-Support program funding recipients identified in the Grants-In-Support Budget.
5. Reaffirm the County Criminal Justice Realignment Policy adopted in Fiscal Year 2011-2012.
6. Set adoption of the Final Budget for September 27, 2022 or schedule a special meeting of the Board of Supervisors, depending on when Budget Hearings conclude.

Submitted, September 8, 2022 by:



Leslie L Chapman, CPA
Budget Officer

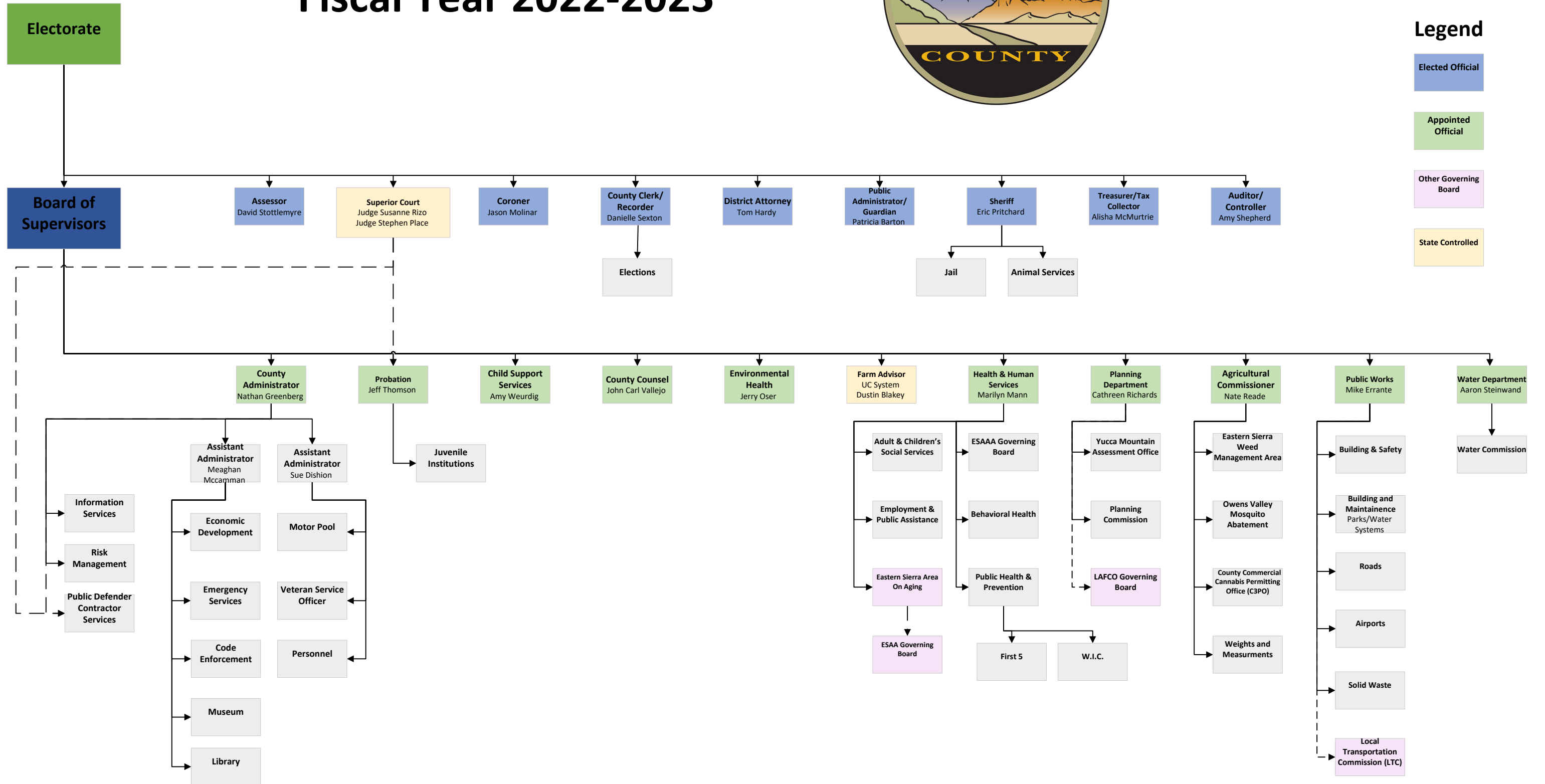
ATTACHMENTS

- Attachment A – **INYO COUNTY ORGANIZATIONAL CHART**
The organizational chart is provided for information purposes.
- Attachment B – **COUNTY OF INYO MANPOWER REPORT**
(As of July 1, 2021) The Manpower Report reflects the authorized full-time equivalent positions by department and part-time (BPAR) positions in the County.
- Attachment C – **PERSONNEL ACTIONS TABLE**
- Attachment D – **COUNTY OFFICE HOURS**
- Attachment E – **BUDGET GLOSSARY**

ATTACHMENT A

Inyo County Organizational Chart

Fiscal Year 2022-2023



Legend

Elected Official

Appointed Official

Other Governing Board

State Controlled

ATTACHMENT B

County of Inyo
Manpower Report

As of 7/1/2022

Page 1

AGRICULTURAL COMMISSIONER

Title	Salary	Range	Full	BPAR	APAR
AG BIOL WGHTS & MSRS INSPECTOR	\$3908 - 5334	060 - 065	1.00	0.00	0.00
AG CANNABIS INSPECTOR	\$3908 - 6012	060 - 070	1.00	0.00	0.00
AGRICULTURAL BIOLOGIST SUPV	\$5971 - 7255	078	1.00	0.00	0.00
AGRICULTURAL COMMISSIONER	\$8413 - 13060	150	1.00	0.00	0.00
FIELD TECHNICIAN	\$3243 - 4747	052 - 060	1.00	0.00	0.00
FIELD TECHNICIAN LEAD	\$4489 - 5464	066	2.00	0.00	0.00
OFFICE TECHNICIAN	\$3477 - 5091	055 - 063	1.00	0.00	0.00
PROJECT COORDINATOR	\$4489 - 5464	066	1.00	0.00	0.00
Budget Officer Totals			9.00	0.00	0.00

ATTACHMENT B

County of Inyo
Manpower Report

As of 7/1/2022

Page 2

ASSESSOR

Title	Salary	Range	Full	BPAR	APAR
ADMINISTRATIVE ANALYST	\$4714 - 6292	068 - 072	1.00	0.00	0.00
APPRAISER	\$4714 - 6292	068 - 072	2.00	0.00	0.00
ASSESSOR	\$11198	ELEC	1.00	0.00	0.00
ASSESSOR ASSISTANT	\$7708 - 9366	088	1.00	0.00	0.00
ASSESSOR SENIOR	\$7611 - 9248	088	1.00	0.00	0.00
AUDITOR APPRAISER	\$4943 - 7255	070 - 078	2.00	0.00	0.00
OFFICE TECHNICIAN	\$3477 - 5091	055 - 063	2.00	0.00	0.00
Budget Officer Totals			10.00	0.00	0.00

County of Inyo
Manpower Report

As of 7/1/2022

AUDITOR - CONTROLLER

Title	Salary	Range	Full	BPAR	APAR
ADMINISTRATIVE ANALYST	\$4714 - 6292	068 - 072	1.00	0.00	0.00
AUDITOR ASSISTANT	\$7708 - 9366	088	1.00	0.00	0.00
AUDITOR CONTROLLER	\$11198	ELEC	1.00	0.00	0.00
MANAGEMENT ANALYST	\$6259 - 7613	080	1.00	0.00	0.00
OFFICE TECHNICIAN	\$3477 - 5091	055 - 063	4.00	0.00	0.00
PAYROLL MANAGER	\$6259 - 7613	080	1.00	0.00	0.00
Budget Officer Totals			9.00	0.00	0.00

ATTACHMENT B

County of Inyo
Manpower Report

As of 7/1/2022

Page 4

BOARD OF SUPERVISORS

Title	Salary	Range	Full	BPAR	APAR
CAO BOS ASSISTANT	\$5432 - 6604	074	0.50	0.00	0.00
COMMUNICATIONS MANAGER	\$6259 - 7613	080	0.50	0.00	0.00
SUPERVISOR	\$6005	ELEC	4.00	0.00	0.00
SUPERVISOR DISTRICT 4	\$4956	ELEC	1.00	0.00	0.00
		Budget Officer Totals	6.00	0.00	0.00

County of Inyo
Manpower Report

As of 7/1/2022

CAO CULTURAL SERVICES

Title	Salary	Range	Full	BPAR	APAR
LIBRARIAN	\$3639 - 5091	057 - 063	2.00	2.00	2.00
LIBRARIAN MUSEUM COORDINATOR	\$3639 - 4421	057	1.00	0.00	0.00
LIBRARY DIRECTOR	\$5180 - 6292	072	1.00	0.00	0.00
LIBRARY MUSEUM ASSISTANT	\$2816 - 3764	046 - 050	0.00	2.00	0.00
LIBRARY SPECIALIST	\$2816 - 3764	046 - 050	0.00	1.00	0.00
MUSEUM ADMINISTRATOR	\$4943 - 6012	070	1.00	0.00	0.00
MUSEUM CURATOR COLL & EXHIBITS	\$3908 - 4747	060	1.00	0.00	0.00
Budget Officer Totals			6.00	5.00	2.00

County of Inyo
Manpower Report

As of 7/1/2022

CHILD SUPPORT SERVICES

Title	Salary	Range	Full	BPAR	APAR
ADMINISTRATIVE ANALYST	\$4714 - 6292	068 - 072	1.00	0.00	0.00
CHILD SUPPORT ATTORNEY	\$6407 - 9476	081 - 089	1.00	0.00	0.00
CHILD SUPPORT DIRECTOR	\$9213 - 11236	155	1.00	0.00	0.00
CHILD SUPPORT OFFICER	\$3639 - 5211	057 - 064	3.00	0.00	0.00
CHILD SUPPORT SUPERVISOR	\$5180 - 6292	072	1.00	0.00	0.00
OFFICE TECHNICIAN	\$3477 - 5091	055 - 063	1.00	0.00	0.00
PROGRAM MANAGER	\$6259 - 7613	080	1.00	0.00	0.00
Budget Officer Totals			9.00	0.00	0.00

County of Inyo
Manpower Report

As of 7/1/2022

COUNTY ADMINISTRATIVE OFFICER

Title	Salary	Range	Full	BPAR	APAR
ADMINISTRATIVE ANALYST	\$4714 - 6292	068 - 072	1.00	0.00	0.00
BUDGET ANALYST SENIOR	\$7611 - 9248	088	1.00	0.00	0.00
CAO ASSISTANT	\$10682 - 12984	160	2.00	0.00	0.00
CAO BOS ASSISTANT	\$5432 - 6604	074	0.50	0.00	0.00
CODE ENFORCEMENT OFFICER	\$4714 - 5728	068	1.00	0.00	0.00
COMMUNICATIONS MANAGER	\$6259 - 7613	080	0.50	0.00	0.00
COUNTY ADMINISTRATIVE OFFICER	\$16230	180	1.00	0.00	0.00
EMERGENCY SERVICES MANAGER	\$5971 - 7255	078	1.00	0.00	0.00
GIS ANALYST	\$5058 - 7984	071 - 082	1.00	0.00	0.00
GIS ANALYST SENIOR	\$6902 - 8389	084	1.00	0.00	0.00
INFORMATION SERVICES DEPUTY	\$7427 - 9020	087	1.00	0.00	0.00
INFORMATION SERVICES DIRECTOR	\$12262 - 14904	170	1.00	0.00	0.00
MOTOR POOL HELPER	\$2816 - 3439	046	0.00	0.00	2.00
NETWORK ANALYST	\$5058 - 7984	071 - 082	3.00	0.00	0.00
NETWORK ANALYST SENIOR	\$6902 - 8389	084	1.00	0.00	0.00
OFFICE CLERK	\$2965 - 3940	048 - 052	1.00	0.00	0.00
OFFICE TECHNICIAN	\$3477 - 5091	055 - 063	4.00	0.00	0.00
PERSONNEL ANALYST	\$4714 - 6292	068 - 072	2.00	0.00	0.00
PERSONNEL DEPUTY DIRECTOR	\$7611 - 9248	088	1.00	0.00	0.00
PROGRAMMER ANALYST	\$5058 - 7984	071 - 082	1.00	0.00	0.00
PROGRAMMER ANALYST SENIOR	\$6902 - 8389	084	2.00	0.00	0.00
PUBLIC INFORMATION OFFICER	\$5971 - 7255	078	0.30	0.00	0.00
RISK ATTORNEY	\$9957 - 12110	099	0.00	0.00	1.00
RISK MANAGER	\$7611 - 9248	088	1.00	0.00	0.00
VETERAN SERVICES OFFICER	\$5971 - 7255	078	1.00	0.00	0.00
VETERAN SERVICES REP	\$4602 - 5586	067	1.00	0.00	0.00
WILDFIRE PREP CNTY COORDINATOR	\$4489 - 5464	066	1.00	0.00	0.00

ATTACHMENT B

County of Inyo
Manpower Report

As of 7/1/2022

Page 8

Budget Officer Totals	31.30	0.00	3.00
------------------------------	-------	------	------

County of Inyo
Manpower Report

As of 7/1/2022

COUNTY CLERK

Title	Salary	Range	Full	BPAR	APAR
CLERK REC ADMINISTRATIVE ASST	\$4943 - 6012	070	1.00	0.00	0.00
CLERK RECORDER	\$10225	ELEC	1.00	0.00	0.00
CLERK RECORDER ASSISTANT	\$6991 - 8496	084	1.00	0.00	0.00
OFFICE TECHNICIAN	\$3477 - 5091	055 - 063	3.00	0.00	0.00
Budget Officer Totals			6.00	0.00	0.00

County of Inyo
Manpower Report

As of 7/1/2022

COUNTY COUNSEL

Title	Salary	Range	Full	BPAR	APAR
ADMINISTRATIVE LGL ASST TO CC	\$4943 - 6012	070	1.00	0.00	0.00
COUNTY COUNSEL	\$12151 - 16701	165	1.00	0.00	0.00
COUNTY COUNSEL ASSISTANT	\$10682 - 12984	160	1.00	0.00	0.00
COUNTY COUNSEL CHIEF DEPUTY	\$9483 - 11529	097	1.00	0.00	0.00
Budget Officer Totals			4.00	0.00	0.00

County of Inyo
Manpower Report

As of 7/1/2022

DISTRICT ATTORNEY

Title	Salary	Range	Full	BPAR	APAR
DA ADMINISTRATIVE ASSISTANT	\$4943 - 6012	070	1.00	0.00	0.00
DA CRIMINAL INVESTIGATOR	\$7340 - 10436	081SC - 08	1.00	0.00	0.00
DA INVESTIGATOR 1	\$5536 - 8130	071SA - 07	1.00	0.00	0.00
DA INVESTIGATOR 2	\$6076 - 8503	074SB - 07	1.00	0.00	0.00
DISTRICT ATTORNEY	\$14120	ELEC	1.00	0.00	0.00
DISTRICT ATTORNEY ASSISTANT	\$9603 - 11677	097	1.00	0.00	0.00
DISTRICT ATTORNEY DEPUTY	\$6902 - 10204	084 - 092	1.00	0.00	0.00
DISTRICT ATTORNEY DEPY SENIOR	\$8605 - 10452	093	2.00	0.00	0.00
OFFICE CLERK	\$2965 - 3940	048 - 052	1.00	0.00	0.00
SECRETARY LEGAL	\$3562 - 5211	056 - 064	2.00	0.00	0.00
VICTIM WITNESS ASSISTANT	\$3392 - 4127	054	1.00	0.00	0.00
VICTIM WITNESS COORDINATOR	\$4184 - 5091	063	1.00	0.00	0.00
Budget Officer Totals			14.00	0.00	0.00

County of Inyo
Manpower Report

As of 7/1/2022

Page 12

ENVIRONMENTAL HEALTH

Title	Salary	Range	Full	BPAR	APAR
ENVIRONMENTAL HEALTH DEPY DIR	\$7611 - 9248	088	1.00	0.00	0.00
ENVIRONMENTAL HEALTH DIRECTOR	\$8413 - 13060	150	1.00	0.00	0.00
ENVIRONMENTAL HEALTH REHS	\$5058 - 7431	071 - 079	1.00	0.00	0.00
ENVIRONMENTAL HEALTH TECH	\$3908 - 4747	060	1.00	0.00	0.00
ENVIRONMENTAL HEALTH TRAINEE	\$4602 - 5586	067	1.00	0.00	0.00
ENVIRONMENTAL HEALTH WATER	\$7611 - 9248	088	1.00	0.00	0.00
HAZARD MATERIALS MGR SENIOR	\$6902 - 8389	084	1.00	0.00	0.00
LABORATORY TECHNICIAN	\$3908 - 5334	060 - 065	1.00	0.00	0.00
OFFICE TECHNICIAN	\$3477 - 5091	055 - 063	1.00	0.00	0.00
Budget Officer Totals			9.00	0.00	0.00

ATTACHMENT B

County of Inyo
Manpower Report

As of 7/1/2022

Page 13

FARM ADVISOR

Title	Salary	Range	Full	BPAR	APAR
OFFICE CLERK	\$2965 - 3940	048 - 052	1.00	0.00	0.00
Budget Officer Totals			1.00	0.00	0.00

County of Inyo
Manpower Report

As of 7/1/2022

HEALTH & HUMAN SERVICES

Title	Salary	Range	Full	BPAR	APAR
ADDICTION COUNSELOR	\$3816 - 5464	059 - 066	3.00	1.00	2.00
ADDICTION SUPERVISOR	\$5180 - 6292	072	1.00	0.00	0.00
ADMINISTRATIVE ANALYST	\$4714 - 6292	068 - 072	6.00	0.00	0.00
AGING SERVICES SUPERVISOR	\$4943 - 6012	070	1.00	0.00	0.00
CAREGIVER RESIDENTIAL	\$3322 - 4747	053 - 060	6.28	1.00	0.00
CLINICAL ADMINISTRATOR	\$7246 - 8807	086	1.00	0.00	0.00
COVID ADMINISTRATIVE ANALYST	\$4714 - 6292	068 - 072	1.00	0.00	0.00
COVID DISASTER PROGRAM MANAGER	\$6259 - 7613	080	1.00	0.00	0.00
COVID EQUITY & DIVERSITY COORD	\$5180 - 6292	072	1.00	0.00	0.00
COVID PREVENTION SPECIALIST	\$3908 - 5464	060 - 066	1.00	0.00	0.00
COVID PROGRAM MANAGER	\$6259 - 7613	080	1.00	0.00	0.00
COVID PUBLIC HEALTH NURSE	\$6259 - 7613	080	1.00	0.00	0.00
COVID RESPONSE COORDINATOR	\$4184 - 5091	063	1.00	0.00	0.00
COVID RESPONSE SPECIALIST	\$3908 - 4747	060	0.00	4.00	0.00
FIRST SUPERVISOR	\$5971 - 7255	078	1.00	0.00	0.00
FOOD COOK	\$3169 - 3843	051	1.00	2.00	0.00
FOOD COOK SUPERVISOR	\$3726 - 4533	058	1.00	0.00	0.00
HEALTH OFFICER	\$17083.33	CONT	1.00	0.00	0.00
HHS ADMINISTRATIVE ASSISTANT	\$4943 - 6012	070	1.00	0.00	0.00
HHS ASSISTANT DIRECTOR	\$8394 - 10204	092	1.00	0.00	0.00
HHS DEPUTY DIRECTOR AGING & SS	\$7611 - 9248	088	1.00	0.00	0.00
HHS DEPUTY DIRECTOR BEHAV HLTH	\$7611 - 9248	088	1.00	0.00	0.00
HHS DEPUTY DIRECTOR PUB HEALTH	\$7611 - 9248	088	1.00	0.00	0.00
HHS DIRECTOR	\$10682 - 12984	160	1.00	0.00	0.00
HHS SPECIALIST	\$3094 - 4747	050 - 060	11.00	1.00	2.00
HUMAN SERVICES SUPERVISOR	\$4943 - 6012	070	4.00	0.00	0.00
HUMAN SERVICES SUPERVISOR ASST	\$4385 - 5334	065	0.00	1.00	0.00
INNOVATION & GRANT MANAGER	\$6259 - 7613	080	1.00	0.00	0.00

ATTACHMENT B

**County of Inyo
Manpower Report**

As of 7/1/2022

Page 15

INTEGRATED CASE WORKER	\$3908 - 5586	060 - 067	11.00	0.00	0.00
LONG TERM CARE OMBUDSMAN	\$5180 - 6292	072	1.00	0.00	0.00
MANAGEMENT ANALYST SENIOR	\$6902 - 8389	084	1.00	0.00	0.00
MHSA COMPLIANCE MANAGER	\$6259 - 7613	080	1.00	0.00	0.00
NURSE PHN SUPERVISOR	\$7246 - 8807	086	1.00	0.00	0.00
NURSE PUBLIC HEALTH	\$6259 - 7613	080	1.00	0.00	0.00
NURSE REGISTERED	\$5971 - 7255	078	4.00	0.00	0.00
NURSE REGISTERED BEHAV HEALTH	\$5971 - 7613	078 - 080	2.00	0.00	0.00
NURSE SUPERVISING	\$6902 - 8389	084	0.00	1.00	0.00
OFFICE CLERK	\$2965 - 3940	048 - 052	6.00	0.00	0.00
OFFICE CLERK SUPERVISOR	\$4489 - 5464	066	1.00	0.00	0.00
OFFICE TECHNICIAN	\$3477 - 5091	055 - 063	5.00	0.00	0.00
OPERATIONS MANAGER TECOPA	\$4602 - 5586	067	1.00	0.00	0.00
PREVENTION SPECIALIST	\$3908 - 5464	060 - 066	8.00	1.00	0.00
PROG INTEGRITY QA MNGR SENIOR	\$6902 - 8389	084	1.00	0.00	0.00
PROGRAM MANAGER	\$6259 - 7613	080	1.00	0.00	0.00
PROGRAM MANAGER CHILD ADULT	\$6259 - 7613	080	1.00	0.00	0.00
PROGRAM MANAGER FIRST FIVE	\$6259 - 7613	080	1.00	0.00	0.00
PROGRAM MANAGER PREVENTION	\$6259 - 7613	080	1.00	0.00	0.00
PROGRAM SERVICES ASST	\$2816 - 3764	046 - 050	0.00	8.00	1.00
PROGRAM SUPERVISOR	\$4943 - 6012	070	1.00	0.00	0.00
PROGRESS HOUSE SUPERVISOR	\$5180 - 6292	072	1.00	0.00	0.00
PSYCHIATRIST	\$0		1.00	0.00	0.00
PSYCHIATRIST PART TIME	\$9957 - 12110	099	0.00	1.00	0.00
PSYCHOTHERAPIST	\$6407 - 7792	081	3.00	0.00	0.00
RE-ENTRY SERVICES COORDINATOR	\$5302 - 6449	073	1.00	0.00	0.00
REGISTERED DIETITIAN NUTRITION	\$5432 - 6604	074	1.00	0.00	0.00
SECRETARY ADMINISTRATIVE	\$3562 - 5211	056 - 064	3.00	0.00	0.00
SOCIAL SERVICES AIDE	\$3908 - 4747	060	5.00	0.00	0.00
SOCIAL WORKER	\$4385 - 6449	065 - 073	17.00	0.00	0.00
SOCIAL WORKER SUPERVISOR	\$5695 - 6925	076	2.00	0.00	0.00
WELLNESS CENTER PRG SUPERVISOR	\$4943 - 6012	070	1.00	0.00	0.00

ATTACHMENT B

County of Inyo
Manpower Report

As of 7/1/2022

Page 16

Budget Officer Totals	135.28	21.00	5.00
------------------------------	--------	-------	------

County of Inyo
Manpower Report

As of 7/1/2022

PLANNING

Title	Salary	Range	Full	BPAR	APAR
PLANNING ASSISTANT	\$4943 - 6012	070	1.00	0.00	0.00
PLANNING ASSOCIATE	\$5432 - 6604	074	1.00	0.00	0.00
PLANNING DIRECTOR	\$8413 - 13060	150	1.00	0.00	0.00
PLANNING SENIOR	\$5971 - 7255	078	1.00	0.00	0.00
PROJECT COORDINATOR	\$4489 - 5464	066	1.00	0.00	0.00
Budget Officer Totals			5.00	0.00	0.00

County of Inyo
Manpower Report

As of 7/1/2022

PROBATION

Title	Salary	Range	Full	BPAR	APAR
ADMINISTRATIVE ANALYST	\$4714 - 6292	068 - 072	1.00	0.00	0.00
OFFICE CLERK	\$2965 - 3940	048 - 052	1.00	0.00	0.00
OFFICE TECHNICIAN	\$3477 - 5091	055 - 063	1.00	0.00	0.00
PROBATION CHIEF OFFICER	\$9213 - 11236	155	1.00	0.00	0.00
PROBATION DEP CHF ADULT/JUVEN	\$6902 - 8389	084	1.00	0.00	0.00
PROBATION DEP CHIEF JUV INST	\$6902 - 8389	084	1.00	0.00	0.00
PROBATION DEPUTY CHIEF OFFICER	\$7611 - 9248	088	1.00	0.00	0.00
PROBATION MANAGER	\$6407 - 7792	081	1.00	0.00	0.00
PROBATION OFFICER	\$4512 - 6322	067 - 073	6.00	0.00	0.00
PROBATION SERVICES COORDINATOR	\$4512 - 5476	067	1.00	0.00	0.00
REHAB SPECIALIST	\$3830 - 5110	060 - 064	8.00	2.00	0.00
SECRETARY LEGAL	\$3562 - 5211	056 - 064	2.00	0.00	0.00
Budget Officer Totals			25.00	2.00	0.00

ATTACHMENT B

County of Inyo
Manpower Report

As of 7/1/2022

Page 19

PUBLIC ADMINISTRATOR

Title	Salary	Range	Full	BPAR	APAR
PUBLIC ADMIN GUARD DEPUTY	\$3816 - 4636	059	1.00	0.00	0.00
PUBLIC ADMINISTRATOR GUARD	\$6979	ELEC	1.00	0.00	0.00
PUBLIC GUARDIAN SPECIALIST	\$3639 - 4421	057	0.00	1.00	0.00
Budget Officer Totals			2.00	1.00	0.00

County of Inyo
Manpower Report

As of 7/1/2022

PUBLIC WORKS

Title	Salary	Range	Full	BPAR	APAR
ADMINISTRATIVE ANALYST	\$4714 - 6292	068 - 072	2.00	0.00	0.00
AIRPORT DEPUTY DIRECTOR	\$7071 - 8597	085	1.00	0.00	0.00
AIRPORT SUPERVISOR OPERATIONS	\$5058 - 6150	071	1.00	0.00	0.00
AIRPORT TECHNICIAN	\$3562 - 4747	056 - 060	2.00	0.00	0.00
AIRPORT TECHNICIAN PART TIME	\$3392 - 4127	054	0.00	1.00	0.00
BUILDING INSPECTOR	\$4714 - 5728	068	1.00	0.00	0.00
BUILDING MAINTENANCE WATER SUP	\$5058 - 6449	071 - 073	1.00	0.00	0.00
BUILDING MAINTENANCE WORKER	\$3562 - 5211	056 - 064	3.00	0.00	0.00
BUILDING TECHNICAL OFFICIAL	\$5971 - 7255	078	1.00	0.00	0.00
CUSTODIAN	\$3094 - 4127	050 - 054	5.00	0.00	0.00
ENGINEER ASSOCIATE CIVIL	\$6575 - 7984	082	1.00	0.00	0.00
ENGINEER SENIOR CIVIL	\$7071 - 8597	085	1.00	0.00	0.00
ENGINEERING ASSISTANT	\$5058 - 6761	071 - 075	5.00	0.00	0.00
EQUIPMENT MECHANIC HEAVY	\$3997 - 5091	061 - 063	3.00	0.00	0.00
EQUIPMENT MECHANIC OPERATOR	\$3997 - 5091	061 - 063	2.00	0.00	0.00
EQUIPMENT MECHANIC TRAINEE	\$3094 - 3940	050 - 052	2.00	0.00	0.00
EQUIPMENT OPERATOR HEAVY	\$3726 - 4747	058 - 060	16.00	0.00	0.00
EQUIPMENT OPERATOR LEAD	\$4489 - 5464	066	4.00	0.00	0.00
GATE ATTENDANT	\$3094 - 3940	050 - 052	6.00	0.00	0.00
INT WST MGT SUPERINTENDENT	\$5971 - 7255	078	1.00	0.00	0.00
MANAGEMENT ANALYST SENIOR	\$6902 - 8389	084	1.00	0.00	0.00
OFFICE TECHNICIAN	\$3477 - 5091	055 - 063	7.00	0.00	0.00
PARK MANAGER	\$5058 - 6150	071	1.00	0.00	0.00
PARK SPECIALIST	\$3094 - 4321	050 - 056	4.00	0.00	0.00
PLANNING TECHNICIAN	\$3477 - 5091	055 - 063	1.00	0.00	0.00
PLANNING TRANSPORTATION	\$5432 - 6604	074	1.00	0.00	0.00
PUBLIC WORKS DEPUTY	\$7611 - 9248	088	2.00	0.00	0.00
PUBLIC WORKS DIRECTOR	\$10682 - 12984	160	1.00	0.00	0.00

ATTACHMENT B

County of Inyo
Manpower Report

As of 7/1/2022

Page 21

ROAD MAINTENANCE SUPERVISOR	\$5058 - 6150	071	4.00	0.00	0.00
ROAD MAINTENANCE WORKER	\$3094 - 3940	050 - 052	2.00	0.00	0.00
ROAD SHOP SUPERVISOR	\$5058 - 6150	071	1.00	0.00	0.00
ROAD SUPERINTENDENT	\$5971 - 7255	078	1.00	0.00	0.00
Budget Officer Totals			84.00	1.00	0.00

County of Inyo
Manpower Report

As of 7/1/2022

SHERIFF

Title	Salary	Range	Full	BPAR	APAR
ANIMAL CONTROL OFFICER	\$3562 - 4747	056 - 060	2.00	0.00	0.00
ANIMAL CONTROL SUPERVISOR	\$4289 - 5211	064	1.00	0.00	0.00
CIVIL OFFICER	\$4289 - 6012	064 - 070	1.00	0.00	0.00
CORPORAL	\$5257 - 7718	070SA - 07	7.00	0.00	0.00
CORRECTIONAL OFFICER	\$4344 - 6121	064 - 070	22.00	0.00	0.00
DEPUTY	\$4786 - 7032	067SA - 06	19.00	0.00	0.00
EVIDENCE TECHNICIAN	\$4289 - 6012	064 - 070	1.00	1.00	0.00
FOOD COOK	\$3169 - 3843	051	3.00	1.00	0.00
FOOD COOK SUPERVISOR	\$3726 - 4533	058	1.00	0.00	0.00
INVESTIGATOR	\$5536 - 8130	071SA - 07	3.00	0.00	0.00
LIEUTENANT	\$7340 - 10436	081SC - 08	3.00	0.00	0.00
OFFICE TECHNICIAN	\$3477 - 5091	055 - 063	4.00	0.00	0.00
PUBLIC INFORMATION OFFICER	\$5971 - 7255	078	0.70	0.00	0.00
PUBLIC SAFETY DISPATCHER	\$3639 - 5464	057 - 066	6.00	0.00	0.00
SERGEANT	\$5787 - 8503	074SA - 07	5.00	0.00	0.00
SHELTER ASSISTANT	\$2816 - 3439	046	3.00	0.00	0.00
SHERIFF	\$14120	ELSF	1.00	0.00	0.00
SHERIFF ADMINISTRATIVE ASST	\$4943 - 6012	070	1.00	0.00	0.00
UNDERSHERIFF	\$7864 - 11177	085SC - 08	1.00	0.00	0.00
Budget Officer Totals			84.70	2.00	0.00

ATTACHMENT B

County of Inyo
Manpower Report

As of 7/1/2022

Page 23

TREASURER

Title	Salary	Range	Full	BPAR	APAR
MANAGEMENT ANALYST	\$6259 - 7613	080	1.00	0.00	0.00
OFFICE TECHNICIAN	\$3477 - 5091	055 - 063	3.00	0.00	0.00
TREASURER TAX COLLECTOR	\$10225	ELEC	1.00	0.00	0.00
TREASURER TAX COLLECTOR ASST	\$6991 - 8496	084	1.00	0.00	0.00
Budget Officer Totals			6.00	0.00	0.00

County of Inyo
Manpower Report

As of 7/1/2022

Page 24

WATER

Title	Salary	Range	Full	BPAR	APAR
ADMINISTRATIVE ANALYST	\$4714 - 6292	068 - 072	1.00	0.00	0.00
MITIGATION PROJECT MANAGER	\$6259 - 7613	080	1.00	0.00	0.00
RESEARCH ASSISTANT	\$4093 - 4977	062	1.00	0.00	0.00
SALT CEDAR MANAGER	\$5180 - 6292	072	1.00	0.00	0.00
SCIENTIST SENIOR	\$6575 - 7984	082	3.00	0.00	0.00
VEGETATION MANAGER	\$5180 - 6292	072	1.00	0.00	0.00
WATER DEPUTY DIRECTOR	\$7611 - 9248	088	1.00	0.00	0.00
WATER DIRECTOR	\$9213 - 11236	155	1.00	0.00	0.00
Budget Officer Totals			10.00	0.00	0.00

ATTACHMENT B

County of Inyo
Manpower Report

As of 7/1/2022

Page 25

Report Totals	Full	BPAR	APAR
	466.28	32.00	10.00

ATTACHMENT C

**ATTACHMENT C
PERSONNEL ACTION TABLE - FY 2022-23**

POSITIONS RECOMMENDED FOR ELIMINATION			
DEPARTMENT	POSITION TITLE	RANGE	REASON FOR DELETION
AGRICULTURE COMMISSIONER	LEAD FIELD TECHNICIAN	66	DEPARTMENT REQUESTED
AGRICULTURE COMMISSIONER	PROJECT COORDINATOR	66	DEPARTMENT REQUESTED
ASSESSOR	SENIOR APPRAISER	88	DEPARTMENT REQUESTED
CAO	PUBLIC INFORMATION OFFICER MANAGER	80	DEPARTMENT REQUESTED
HEALTH & HUMAN SERVICES	PART-TIME SUPERVISING NURSE	84 PT	DEPARTMENT REQUESTED
HEALTH & HUMAN SERVICES	HHS SPECIALIST I-IV	50-60	DEPARTMENT REQUESTED
HEALTH & HUMAN SERVICES	PART-TIME NURSE	78 PT	DEPARTMENT REQUESTED
PROBATION	PROBATION DEPUTY CHIEF - ADULT	84	DEPARTMENT REQUESTED
PROBATION	PROBATION DEPUTY CHIEF - JUVENILE	84	DEPARTMENT REQUESTED
PUBLIC WORKS	EQUIPMENT MECHANIC TRAINEE	50	DEPARTMENT REQUESTED

POSITIONS RECOMMENDED TO BE ADDED TO DEPARTMENTS		
DEPARTMENT	POSITION TITLE	RANGE
CAO	ADMINISTRATIVE ANALYST OR ASST TO THE CAO	74
CAO-RISK MANAGEMENT	SAFETY COODINATOR	66
CAO-LIBRARY	LIBRARIAN	57
HEALTH & HUMAN SERVICES	SUPERVISING JAIL NURSE	84
HEALTH & HUMAN SERVICES	MANAGEMENT ANALYST	80
HEALTH & HUMAN SERVICES	PEER SUPPORT SPECIALIST	50
HEALTH & HUMAN SERVICES	PARENT PARTNER	50
PROBATION	PROBATION OFFICER (ADULT)	70
PUBLIC WORKS	PUBLIC WORKS DEPUTY DIRECTOR - RECYCLING & WASTE MANAGEMENT	88
PUBLIC WORKS	PUBLIC WORKS DEPUTY DIRECTOR - OPERATIONS	88
PUBLIC WORKS	BUILDING MAINTENANCE WORKER	60
PUBLIC WORKS	HEAVY EQUIPMENT MECHANIC	61
PUBLIC WORKS	SOLID WASTE FOREMAN	71
PUBLIC WORKS	GATE ATTENDANT I	50
PUBLIC WORKS	LEAD PARKS SPECIALIST	61
PUBLIC WORKS	LEAD PARKS SPECIALIST	61
PUBLIC WORKS	OFFICE TECHNICIAN III (AIRPORT)	63
SHERIFF	SUPPORT SERVICES ANALYST	68

CHANGES IN AUTHORIZED STAFFING TO DEPARTMENTS				
DEPARTMENT	POSITION TO BE DELETED	RANGE	POSITION TO BE ADDED	RANGE
CAO - PERSONNEL	PERSONNEL ANALYST III	72	SENIOR PERSONNEL ANALYST	78
CAO-BOARD OF SUPERVISORS	ASSISTANT CLERK OF THE BOARD/ASSISTANT TO CAO	74	ASSISTANT CLERK OF THE BOARD/PUBLIC RELATIONS LIASON	80
HEALTH & HUMAN SERVICES	SENIOR MANAGEMENT ANALYST	84	DEPUTY DIRECTOR OF FISCAL OVERSIGHT AND SPECIAL OPERATIONS	88
HEALTH & HUMAN SERVICES	SOCIAL WORKER SUPERVISOR I	76	SOCIAL WORKER SUPERVISOR II	78
HEALTH & HUMAN SERVICES	COVID-19 DISASTER PROGRAM MANAGER - LIMITED TERM	80	DISASTER PROGRAM MANAGER	80
HEALTH & HUMAN SERVICES	EQUITY AND DIVERSITY COORDINATOR - LIMITED TERM	72	EQUITY AND DIVERSITY COORDINATOR	72
HEALTH & HUMAN SERVICES	LVN/RN/PHN - LIMITED TERM	76/78/80	LVN/RN/PHN	76/78/80
PUBLIC WORKS	DEPUTY PUBLIC WORKS DIRECTOR	88	PUBLIC WORKS ASSISTANT DIRECTOR	92
PUBLIC WORKS	ROAD SUPERINTENDENT	78	PUBLIC WORKS DEPUTY DIRECTOR - ROAD	88
PUBLIC WORKS	AIRPORT DEPUTY DIRECTOR	85	PUBLIC WORKS DEPUTY DIRECTOR - AIRPORT	88

EQUITY ADJUSTMENTS - MIDDLE MANAGEMENT				
DEPARTMENT	CURRENT POSITION TITLE	CURRENT RANGE	PROPOSED POSITION TITLE	PROPOSED RANGE
CAO - INFORMATION SERVICES	INFORMATION SERVICES DEPUTY DIRECTOR	87	INFORMATION SERVICES ASSISTANT DIRECTOR	92
CAO - PERSONNEL	DEPUTY PERSONNEL DIRECTOR	88	PERSONNEL ASSISTANT DIRECTOR	92
CAO - RISK MANAGEMENT	RISK MANAGER	88	RISK MANAGER	92
CAO - MUSEUM	MUSEUM ADMINISTRATOR	70	MUSEUM ADMINISTRATOR	78
CAO - LIBRARY	LIBRARY DIRECTOR	72	LIBRARY DIRECTOR	80
PUBLIC ADMINISTRATOR/PUBLIC GUARDIAN	DEPUTY PUBLIC GUARDIAN / ADMINISTRATOR	59	ASSISTANT PUBLIC GUARDIAN / ADMINISTRATOR	68

EMPLOYEE COSTS & PERSONNEL ACTIONS

Changes in Authorized Staffing

Agricultural Comm / Sealer. The Recommended Budget does not support the department's request to reclassify an Office Technician II (Range 59) to Administrative Analyst I (Range 68). The Recommended Budget supports the deletion of one (1) Lead Field Technician (Range 66) and one (1) Project Coordinator (Range 66).

Assessor. The Recommended Budget does not support the department's request to reclassify an Administrative Analyst III (Range 72) to Management Analyst (Range 80). The Recommended Budget supports the deletion of one (1) Senior Appraiser (Range 88), as outlined in the Departmental Budget narrative.

Board of Supervisors. The Recommended Budget supports the department's request to delete one (1) Public Information Officer Manager (Range 80). The Recommended Budget also supports reclassifying the Assistant Clerk of the Board/Assistant to the CAO (Range 74) to Assistant Clerk of the Board/Public Relations Liaison (Range 80). In reviewing the needs of the BOS, Administration, and the organization as a whole, it was determined that the Assistant Clerk of the Board/Assistant to the CAO has the necessary skills and training to help increase and improve the County's public relations and outreach. The position will not only continue the duties related to clerking for the Board of Supervisors, it will also act as the Public Relations Liaison in assisting various media outlets in coverage of government activities, develop and implement marketing strategies, respond to public inquiries, and report out on activities of the County.

Coroner. The Recommended Budget supports the department's request to increase the Deputy Coroner contracted monthly fee by \$400.00 per month. The Recommended Budget does not support the department's request to add one (1) Deputy Coroner position.

County Administrator. The Recommended Budget supports the department's request to change the Authorized Staffing by adding one (1) Safety Coordinator (Range 66). This position will support the Risk Manager with employee safety program implementation, conducting annual inspections and providing training to County staff as needed. The Recommended Budget also supports adding either one (1) Administrative Analyst I, II or III (Range 68, 70 or 72), or an Assistant to the CAO (Range 74), dependent on the need of the new CAO. With the reclassification of the Assistant Clerk of the Board/Assistant to the CAO, the CAO will no longer have dedicated administrative support. Over the next few months, the CAO will be

establishing priorities and identifying the appropriate position needed to successfully support the administrative office and administrative team as a whole.

The Recommended Budget also supports reclassifying the Personnel Analyst III (Range 72) to a Senior Personnel Analyst (Range 78). With the need for additional support in the daily operations of the department, this position will be providing direct supervision of the staff, be the lead contact between the County and partner agencies in relation to retirement, health benefits, etc., and provide policy level interpretation of rules and regulations. The position will also act as the Department Lead on the implementation of the upgrade to the financial software specific to Human Resources, and provide training as needed.

Health and Human Services. The Recommended Budget supports the requested change in Authorized Strength, with the deletion of one (1) Part-Time Supervising Registered Nurse (Range 84), the deletion of one (1) Part-Time Nurse (Range 78), and the addition of one (1) Full-Time Supervising Registered Nurse (Range 84), to support the needs of the of the Jail and oversee a coordinated health and behavioral health service delivery team within the jail.

The Recommended Budget also supports the department's request to increase the Authorized Staffing in Behavioral Health by adding one (1) Peer Support Specialist (Range 50) who can, with training, provide Medi-Cal billable services through the perspective of lived experience.

Also supported is the department's request to change its Authorized Strength in the FIRST program, with the deletion of one (1) Health & Human Services Specialist I-IV (Range 50-60) and the addition of one (1) Parent Partner (Range 50), to support the work within the Wraparound/FIRST program through the perspective of lived experience,

Additionally supported is the department's request to add a career ladder to the Social Worker Supervisor position within the Aging & Social Services Division by deleting one (1) Social Worker Supervisor I (Range 76) and adding one (1) Social Worker Supervisor II (Range 78).

The Recommended Budget also supports the department's request within the Administration/Fiscal Division by reclassing a Senior Management Analyst (Range 84) to a Deputy Director of Fiscal Oversight & Special Operations (Range 88) and increasing the Authorized Staffing within the division by adding one (1) Management Analyst (Range 80). The newly establish Deputy Director will oversee department-wide fiscal operations and special operations/programming that has department-wide implications, such as housing/Continuum of Care, CalAIM (California Advancing and Innovating Medi-Cal) implementation, and disaster preparedness. The newly

authorized Management Analyst would directly supervise the daily functions of the department's fiscal operations.

The Recommended Budget does not support changing the Authorized Strength with the addition of a Full-Time Health Officer (Range 180), resulting from the department's initial anticipation that all California counties would be required to have such a position. However, the department recently received notification that the State recognized the impact this would have on small counties and determined that as long as the current Health Officer contract has a provision for 24/7 response, full-time status was not a requirement. Personnel will be working with the department to identify the appropriate next steps and if needed, will bring any additional action before your Board.

The Recommended Budget also does not support the deletion of one (1) IHSS Nurse (Range 78) and the addition of one (1) Public Health Nurse Case Manager (Range 80). The Recommended Budget does support budgeting the existing IHSS Nurse position at the Public Health Nurse Case Manager range and allowing the department to recruit at either level. As a Public Health Nurse certification is required to fulfill some of the duties, a Registered Nurse could be hired with the requirement that Public Health certification be obtained within an appropriate timeframe, and once received, be moved to the Public Health Case Manager classification.

Finally, the department has recommended numerous positions be reclassified from limited-term positions to permanent positions. The Recommended Budget supports the department's request to change one (1) COVID-19 Disaster Program Manager -Limited-Term (Range 80) to Disaster Program Manager - Permanent (Range 80), and one (1) Equity and Diversity Coordinator - Limited-Term (Range 72) to Equity and Diversity Coordinator - Permanent (Range 72), and one (1) LVN/RN/PHN - Limited-Term (Range 76/78/80) to LVN/RN/PHN - Permanent (Range 76/78/80).

Information Services. The Recommended Budget does not support increasing the Authorized Strength by adding one (1) Senior Security Analyst (Range 84) and does not support adding one (1) Seasonal Intern (Range 50).

Library. The Recommended Budget supports increasing the Authorized Strength with the addition of one (1) Librarian I (Range 57). The addition of this position will allow the department to cross-train and undertake educational activities for all age levels while still supporting the coverage needs in the library branches.

Probation. The Recommended Budget supports changing the Authorized Strength by adding one (1) Probation Officer (Range 70) and deleting two (2) Probation Deputy Chief positions (Range 84). The additional Probation Officer will

support the work of SB 129, with a dedicated staff to provide expanded pretrial services.

The Recommended Budget does not support the department's request to reclassify an Administrative Analyst III (Range 72) to Management Analyst (Range 80) and does not support the request to reclassify a Legal Secretary III (Range 64) to Administrative Legal Secretary (Range 70).

Public Works. The Recommended Budget supports the restructuring of the Public Works Department with the following changes:

- Reclassifying the Road Superintendent (Range 78) to Public Works Deputy Director – Roads (Range 88).
- Adding one (1) Public Works Deputy Director – Operations (Range 88).
- Reclassifying the Public Works Deputy Director (Range 88) to Public Works Assistant Director (Range 92).
- Adding one (1) Public Works Deputy Director – Recycling & Waste Management (Range 88).
- Reclass the Airport Deputy Director (Range 85) to Public Works Deputy Director – Airports (Range 88).

The Recommended Budget also supports the change in Authorized Strength by deleting one (1) Equipment Mechanic Trainee (Range 50) and adding one (1) Heavy Equipment Mechanic (Range 61). The department has determined that it has a greater need for an experienced mechanic to support the needs in maintaining the County's Road equipment.

The Recommended Budget supports the addition of one (1) Building and Maintenance Worker (Range 60). This added position will provide the greatly needed support in Building and Maintenance and will respond to work order requests, work on deferred maintenance projects, maintain the Independence campus grounds, assist with repairs to the County operated water systems. This position will also assist the Parks and Recreation Division with deferred maintenance projects in the parks and campgrounds.

The Recommended Budget supports the addition of one (1) Solid Waste Foreman (Range 71). With the reclassification of the Solid Waste Superintendent, there is a need for an in-the-field supervisor that can support and oversee staff. The Foreman position will take on this role and be available to staff at all landfill locations throughout the county.

The Recommended Budget supports the addition of one (1) Gate Attendant (Range 50). The department currently has six (6) gate attendants to operate three (3) landfills and one (1) transfer station. Coverage of the gatehouses can be challenging when staff is out on vacation or sick time. Gate staff is also responsible for outside

duties, including picking up blown trash, boxing electronic waste, loading mattresses and tires, separating batteries and placing in shipping containers, etc. These duties fall behind when staff is out. The addition of the requested position will help the department stay in compliance with the outside duties.

The Recommended Budget supports the addition of two (2) Park Specialist Leads (Range 61). These two added positions will provide the needed resources to the Parks and Recreation Division, assist in bringing the County's parks and campgrounds to a higher level of standard, and help deliver identified deferred maintenance projects for this division. Each of the lead positions will be assigned to a northern and southern section of the County to oversee the maintenance, repair, and delivery of projects in the parks and campgrounds. These positions will also provide training and supervision of other subordinate staff members and will assist in succession and retention planning by providing a potential for career ladder promotions.

The Recommended Budget supports the addition of one (1) Office Technician III (Range 63) within the Airport Budget. The fiscal and clerical tasks for the Airports Division have generally been handled by multiple Office Techs in the Public Works Department. However, with the Bishop Airport's transition to scheduled commercial passenger service, the clerical demands at the Airport have increased dramatically - and several of the new tasks can only be accomplished by someone on site. The operations staff would benefit greatly from an on-site Office Tech to help answer phone calls, ring up overnight parkers, assist with the FAA required daily paperwork, and handle airport tenant badging applications. The onsite Office Tech would also take over the Airport duties currently handled by other Public Works fiscal staff, such as paying invoices, issuing rent bills to Airport tenants, completing monthly fuel sales documents, etc.

Finally, the Recommended Budget does not support the reclassifying of the Senior Management Analyst (Range 84) to Public Works Deputy Director – Fiscal (Range 88); does not support the reclassification of an Office Tech III (Range 63) to Administrative Analyst I (Range 68); does not support the establishment of an Engineering Assistant III classification and the reclassifying of an Engineering Assistant II, into this newly requested/created classification; and does not support adding to the Authorized Strength with the addition of one (1) Office Technician III (Range 63) within the Recycling & Waste Management Budget.

Sheriff. The Recommended Budget supports increasing the Authorized Strength by adding one (1) Non-Sworn Support Services Analyst (Range 68). The addition of the Non-Sworn Support Services Analyst will support the department in completing the administrative non-sworn functions of the department and relieve sworn staff of the additional assigned rotation through administration.

The Recommended Budget does not support the addition of one (1) Program Technician (IS Senior Technician) (Range 84), nor does it support “unfreezing” and funding a Deputy Sheriff (Range 67) position.

Middle Management – Equity Review

During the Fiscal Year 2021-2022 Budget, multiple represented classifications received equity adjustments. As a result, there was salary impaction to some unrepresented, Middle Management positions. The impaction and salary equity were reviewed using the Board of Supervisors’ established banding matrix, As a result of that review, the following recommendations are being made and are supported in the FY 2022-2023 Recommended Budget:

Department	Current Position Title	Current Range	Proposed Position Title	Proposed Range
CAO	Information Services Deputy Director	87	Information Services Assistant Director	92
CAO	Deputy Personnel Director	88	Personnel Assistant Director	92
CAO	Risk Manager	88	Risk Manager	92
CAO	Museum Administrator	70	Museum Administrator	78
CAO	Library Director	72	Library Director	80
Public Guardian	Public Administrator Guardian Deputy	59	Assistant Public Administrator Guardian	68

ATTACHMENT D

ATTACHMENT D

County Office Hours

Per Board Resolution No. 2001-29, titled, “A Resolution of the Board of Supervisors, County of Inyo, State of California, Establishing Hours for County Offices,” approved and adopted on April 17, 2001, the County Administrative Officer is to publish County office hours in the annual budget document for review of the Board of Supervisors, and once a year in the newspaper of record. Other than exceptions that are identified below, County offices are open for the transaction of the people’s business from 8 a.m. until 5 p.m. every day, except Saturday, Sunday, and holidays. All Departments are required to either have voicemail or make other arrangements to provide coverage during noontime and other times, as necessary, during the workday.

The Department Heads within the County structure have the flexibility and discretion to adjust the hours of operations to improve the service and program access to the citizens and residents of Inyo County. Listed below are the departments that have modified their office hours to maximize public access to their programs:

DEPARTMENT	DAYS	HOURS	LUNCH/CLOSURES
<u>Agriculture</u> Bishop	Monday-Friday	7:30 a.m.-4:30 p.m.	Open during lunch
<u>District Attorney</u> Independence Bishop	Mon, Tues, Thurs, Fri Monday-Friday	8 a.m.-4:30 p.m. 8 a.m.-5 p.m.	Open during lunch Closed for lunch 12 p.m.-1 p.m.
<u>Clerk Recorder</u> Independence <u>Elections</u> Independence	Monday – Friday Monday – Friday	8:30 a.m.-4 p.m. 8:30 a.m.-5 p.m.	Closed for lunch 12 p.m.-1 p.m.
<u>Environmental Health</u> Independence Bishop	Monday-Friday Monday-Friday	8 a.m.-5 p.m. 8 a.m.-5 p.m.	Closed for lunch 12 p.m.-1 p.m. Closed for lunch 12 p.m.-1 p.m.
<u>Farm Advisor</u> Bishop	Monday-Friday	8 a.m.-5 p.m.	Closed for lunch 12 p.m.-1 p.m.
<u>Health & Human Services</u> Bishop Public Health Clinic Employment & Eligibility, Lone Pine Tecopa Big Pine Senior Center Bishop Senior Center Independence Senior Meals (155 E Market) Lone Pine Senior Center Bishop Wellness Center *staff are at Wellness from 4pm - 5pm but not open for walk-ins, staff are charting/cleaning at this time* Lone Pine Wellness Center	Monday-Friday Tues, Thurs Monday-Friday Monday-Friday Mon, Tues, Wed, Fri Monday-Friday Friday Monday-Friday Monday Tuesday-Friday Tuesday, Thursday	8 a.m.-5 p.m. 1 p.m.-4 p.m. 8 a.m.-5 p.m. 8 a.m.-4 p.m. 11:30 a.m.-12:30 p.m. 8 a.m.-1 p.m. 11:30 a.m.-12:30 p.m. 8 a.m.-1 p.m. 8 a.m. -10 a.m./1 p.m.-4 p.m. 8 a.m.-4 p.m. 9 a.m.-2 p.m.	Some programs may not have staff from 12 p.m. to 1 p.m. Walk ins welcome Closed for lunch 12 p.m.-1 p.m. Closed for lunch 12 p.m.-12:30 p.m. Open Upon Request Closed for lunch 12 p.m.-1 p.m. Closed for lunch 12 p.m.-1 p.m. Closed for lunch 12 p.m.-1 p.m.

ATTACHMENT D

DEPARTMENT	DAYS	HOURS	LUNCH/CLOSURES
<u>Library</u> Central Library Big Pine Library Bishop Library Furnace Creek Library Lone Pine Library Tecopa Library	Tuesday-Friday Tues, Thurs, Fri Wednesday Tuesday-Friday Saturday Wednesday, Thursday Saturday Tuesday- Friday Saturday Tuesday Wednesday Thursday	12 p.m.-5 p.m. 12 p.m.-5 p.m. 2 p.m.-7 p.m. 10 a.m.-6 p.m. 10 a.m.-2 p.m. 4:30 p.m.-8:30 p.m. 9 a.m.-12 p.m. 12 p.m.-6 p.m. 9 a.m.-12 p.m. 9 a.m.-4 p.m. 9 a.m.-3 p.m. 10 a.m.-4 p.m.	
<u>Museum</u> Independence	Monday-Sunday	10 a.m.-5 p.m.	
<u>Probation</u> Bishop	Monday Tuesday-Friday	9 a.m.-5 p.m. 8 a.m.-5 p.m.	Closed for lunch 12 p.m.-1 p.m. Closed for lunch 12 p.m.-1 p.m.
<u>Public Works</u> Independence <u>Public Works Building & Safety</u> Bishop Independence <u>Public Works Road Facilities</u> Bishop Road Yard #1 Bishop Shop Big Pine Road Yard Independence Road Mazourka Shop Lone Pine Road Yard Shoshone Road Yard	Monday-Friday Monday-Friday Monday-Friday Monday-Thursday Tuesday-Friday Tuesday-Friday Tuesday-Friday Tuesday-Friday Monday-Thursday Monday-Thursday	8 a.m.-5 p.m. 8 a.m.-4:30 p.m. 8 a.m.-5 p.m. 6 a.m.-4:30 p.m. 6 a.m.-4:30 p.m. 6 a.m.-4:30 p.m. 6 a.m.-4:30 p.m. 6 a.m.-4:30 p.m. 6 a.m.-4:30 p.m. 6 a.m.-4:30 p.m.	Closed Friday Closed Monday Closed Monday Closed Monday Closed Monday Closed Friday Closed Friday
<u>Recycling & Waste Management</u> <u>Landfill Facilities</u> Bishop-Sunland Landfill Big Pine Transfer Station Independence Landfill Lone Pine Landfill	Monday-Sunday Tuesday, Saturday Sunday, Thursday Thurs, Fri, Sat, Sun, Mon	7:30 a.m.-3:30 p.m. 7:30 a.m.-3 p.m. 7:30 a.m.-3:30 p.m. 7:30 a.m.-3:30p.m.	Closed for lunch 12 p.m.-12:30 p.m.
<u>Sheriff's Office</u> Lone Pine Bishop	Monday - Friday Monday-Friday	8 a.m.-5 p.m. 8 a.m.-5 p.m.	Closed for lunch 12 p.m.-1 p.m. Open to public at 9 a.m. Closed for lunch 12-1 p.m.
<u>Treasurer-Tax Collector</u> Independence	Monday-Friday	8 a.m.-5 p.m.	Closed for lunch 12 p.m.-1 p.m.
<u>Veterans Office</u> Bishop Bishop Lone Pine Mono County	Mon, Tues, Fri Mon, Tues, Fri Wednesday Thursday	8:30 am-11:30 a.m. 1 p.m.-4 p.m. 9 a.m.-3:30 p.m. 9 a.m.-3:30 p.m.	Appointments Walk ins

ATTACHMENT E

Budget Glossary

Adopted Budget: The budget document formally approved by the Board of Supervisors after the required public hearings and deliberations on the Recommended Budget.

Appropriation: An authorization by the Board of Supervisors from a specific fund to a specific agency or program to make expenditures or incur obligations for a specified purpose and period of time. The budget contains many items of appropriation. These appropriations are limited to one year unless otherwise specified.

Budget Unit: Similar to sub-accounts within budgets; created for tracking expenditures or revenues which must be accounted for separately.

Capital Expenditures: Expenditures incurred for the improvement to or acquisition of land, facilities and infrastructure.

Capital Improvement Plan (CIP): A mid-range plan, usually four to ten years, which identifies capital projects and equipment purchases, provides a planning schedule and identifies options for financing the plan.

Contingencies: A budgetary provision representing that portion of the set aside to meet unforeseen expenditure requirements or to offset revenue shortfalls during the fiscal year. Contingencies may be budgeted for specific funds or groups of funds.

Debt Service: Annual principal and interest payments that local government owes on borrowed money.

Enterprise Fund: A fund established to account for operations that are financed and operated in a manner similar to private business enterprises (e.g. water, gas and electric utilities; airports; parking garages; or transit systems). The governing body intends that the costs of providing goods and services to the general public on a continuing basis be financed or recovered primarily through user charges.

Expenditures: Actual spending of funds authorized by an appropriation.

Fee for Services: Fees charged for certain services provided to citizens and other public agencies. Examples of these fees include: planning and public works services such as sale of plans and specifications and blueprints, and plan or map check fees; park facilities usage including camping, parking and picnic area usage; document recording services, certified copies of vital statistics; animal services such as vaccination and impound fees.

Final Budget: The Adopted Budget adjusted by all revisions throughout the fiscal year as of June 30.

Fiscal Year (FY): A 12-month period to which the annual operating budget applies and at the end of which a government determines its financial position and the results of its operations. The County of Mono's fiscal year is July 1 through June 30.

Full Time Equivalent (FTE): In concept, one person working full-time for one year. A normal fiscal year equals 2,080 staff hours. Two workers, each working half that number of hours, together equal one staff year. County salaries and benefits costs are based on the total number of FTEs approved in each budget unit.

Fund: A fiscal and accounting entity in which cash and other financial resources, all related liabilities and equities or balances, and changes therein, are recorded and segregated to carry on specific activities or attain certain objectives in accordance with special regulations, restrictions or limitations. Funds may contain one or more budget units.

Fund Balance: The amount of dollar resources remaining in a fund at year's end. Usually this is the difference between total expenditures and total resources of a fund.

Budget Glossary

Fund Balance Types:

- **Nonspendable Fund Balance:** Amounts that cannot be spent because they are either (1) not in spendable form or (2) legally or contractually required to be maintained intact.
- **Restricted Fund Balance:** When constraints placed on the use of the resources are either (1) externally imposed by creditors, grantors, contributors, or laws or regulations of other governments; or (2) imposed by law through constitutional provisions or enabling legislation.
- **Committed Fund Balance:** Amounts that can only be used for specific purposes pursuant to constraints imposed by formal action of the Board of Supervisors. These committed amounts cannot be used for any other purpose unless the government removes or changes the specified use by taking the same type of action it employed to previously commit these amounts.
- **Assigned Fund Balance:** Amounts that are constrained by the Board's intent to use the funds for specific purposes, but are neither restricted nor committed.
- **Unassigned Fund Balance:** The residual classification for the General Fund. This classification represents fund balance that has not been assigned to other funds and that has not been restricted, committed, or assigned to specific purposes within the General Fund.

General Fund: The County's primary operating fund, which is used to account for all financial resources, except those required to be accounted for in another fund.

Generally Accepted Accounting Principles (GAAP): The uniform minimum standards and guidelines for financial accounting and reporting. They govern the form and content of the financial statement of an entity.

General Purpose Revenue: Revenue derived from sources not specific to any program or service delivery that may be used for any purpose that is a legal expenditure of County funds. Examples of General Purpose Revenue include property taxes, sales taxes, transient occupancy taxes, court fines, real property transfer tax and miscellaneous other sources. There are no restrictions as to the use of these monies - often referred to as discretionary revenue.

General Reserve: A reserve established to address unforeseen catastrophic situations. The general reserve can only be established or adjusted during the annual budget adoption process and is not available except during a legally declared emergency. Generally accepted accounting principles (GAAP) and Mono County policy provide that a local government should maintain a general reserve between 5% and 15% of expenditures.

Goal: A long-term organizational target or direction of development. It states what the organization wants to accomplish or become over the next several years. (Bryson)

Government Finance Officers Association (GFOA): An organization comprised of government accounting and finance professionals throughout the United States and Canada, whose goals include but are not limited to improving financial management practices and encouraging excellence in financial reporting and budgeting by state and local governments.

Internal Service Fund (ISF): A proprietary type fund used to account for the financing of goods or services provided by one department to other departments of the County, or to other governmental units, on a full cost-reimbursement basis, including replacement of capital.

Maintenance of Effort (MOE): Occasionally required by state law or by an initiative, it requires the county to maintain a designated base level of spending, usually in order to receive additional revenues.

Mandate: A requirement from the State or federal government that the County perform a task, perform a task in a particular way, or perform a task to meet a particular standard.

Mission: What the County is striving to do over a continuous period of time; its organizational purpose.

Net County Cost: Budgeted appropriations less estimate of revenue anticipated. The amount of General Fund dollars needed to balance the proposed budget.

Objective: A measurable target that must be met on the way to attaining a goal. A statement of anticipated accomplishment, usually measurable and timebound.

Budget Glossary

Operating Transfers: Operating transfers result when one fund provides a service on behalf of another fund or when one fund transfers revenues to fund expenditures in another fund. The providing fund budgets the amount required by the other fund in the "Operating Transfer Out" expenditure account. The receiving fund budgets the amount in one of the "Operating Transfer In" revenue accounts.

Realignment Funds: These funds come from vehicle license fee and sales tax revenue collected by the state and allocated to counties. The funds are a "backfill" of the loss of state General Fund support or a shift of program responsibility from the state to the county for health, social services and youth corrections.

Recommended Budget: The budget document developed by the CAO and county departments and formally approved by the Board of Supervisors to serve as the basis for public hearings and deliberations prior to the de-termination of the adopted budget.

Requested Budget: The budget as submitted and requested by the division, department or district.

Reserves: A portion of fund equity that is set aside and not appropriated or spent, or that is legally or contractually restricted for a specific future.

Revenues: Amounts received from taxes, fees, permits, licenses, interest earnings and intergovernmental sources.

Special Revenue Fund: A fund used to account for the proceeds of specific revenue sources that are legally restricted to expenditures for specified purposes. Usually eligible expenses are very specific and known to a reasonable degree of accuracy.

Strategic Goal: A long-term organizational target or direction of development. The established long range priorities that the organization strives to achieve.

Unreserved/Undesignated Fund Balance: The portion of fund balance that is available for financing the budget requirements for a current or future fiscal period. Also known as spendable fund balance.

Budget Glossary

ABBREVIATIONS

- CAO:** Chief Administrative Officer
- CDBG:** Community Development Block Grant
- CSA:** County Service Area
- CSAC:** California State Association of Counties
- CSS:** Department of Child Support Services
- CWS:** Child Welfare Services
- FEMA:** Federal Emergency Management Agency
- FY:** Fiscal Year
- GAAP:** Generally Accepted Accounting Principles
- GASB:** Governmental Accounting Standards Board
- GFOA:** Government Finance Officers Association
- GIS:** Geographic Information System
- IHSS:** In-Home Supportive Services
- ISF:** Internal Service Fund
- IT:** Information Technology
- NACO:** National Association of Counties
- OES:** Office of Emergency Services
- OPEB:** Other Post Employment Benefit
- TOT:** Transient Occupancy Tax
- VLF:** Vehicle License Fees

BUDGET INDEX

INYO COUNTY FISCAL YEAR 2022-2023 BUDGET HEARINGS SCHEDULE
Administrative Center, Independence
September 20, 2022 – beginning at 10:15 a.m. & continuing as necessary

I. Budget Message: Introduction and Summary of Fiscal Year 2022-2023 CAO Recommended Budget

II. Consent Agenda:	Page
Water	1
Owens River Water Trail Grant	7
Salt Cedar Project	10
Treasurer – Tax Collector	13
Sheriff	18
Animal Control – General	24
CalMet Task Force	28
DNA	32
Illegal Cannabis Suppression	35
Jail – CAD/RMS Project	38
Jail – General	41
Jail – Safety Personnel	46
Jail – STC	50
Jail Security Project	53
Kitchen Services	56
Off Highway Vehicle Grant	60
RAN	63
Sheriff – Safety Personnel	66
Road	71
State Funded Road Projects	77
Public Works	80
Big Pine Lighting	85
Bishop Airport – Operating	89
Bishop Airport – Special Aviation	95
Bishop Airport – Environmental Assessment	98
Building & Safety	101
County Services Area #2	105
Deferred Maintenance	109
Independence Airport – Operating	112
Independence Airport – Special Aviation	116
Independence Lighting	119
Lone Pine/Death Valley Airport – Operating	123
Lone Pine/Death Valley Airport – Special Aviation	127
Lone Pine Lighting	130
Maintenance – Building & Grounds	134
Parks & Recreation	140
Per Capita Grant Prop 68	146
Recycling & Waste Management	149
Recycling & Waste Capital Improvement	156
Shoshone Airport – Special Aviation	159
Tecopa Lagoon Project	162
Transportation & Planning Trust	165
Water Systems Budget	170
Assessor	175

II. Consent Agenda Continued:	Page
Agricultural Commissioner/Sealer	179
Cannabis Regulation – General Operating	185
Eastern Sierra Weed Management Area Grant	189
Inyo Mosquito Abatement Program	194
Child Support Services	200
Public Administrator/Guardian	205
Probation – General	210
Criminal Justice Realignment	217
Juvenile Institutions	221
Out of County – Juvenile Hall	228
Prop 64 Public Health & Safety	231
Planning & Zoning	234
Yucca Mountain Oversight Grant	239
Health & Human Services – Health	243
California Children Services – Administration	251
California Children Services – Treatment	256
Community Based Child Abuse Prevention (CBCAP)	259
Child Health & Disability Prevention (CHDP)	263
Community Mental Health	267
COC Continuum of Care	274
Drinking Driver Program	277
Eastern Sierra Area Agency on Aging (ESAAA)	281
ELC-2 Enhanced Lab Capacity	288
First Five Commission	293
FIRST Program	298
Foster Care	303
General Relief	306
Maternal Child Health Grant (MCAH)	309
Social Services – General	314
Substance Use Disorders	323
TANF/CalWORKs	328
Tobacco Tax Grant 22-25	332
Women, Infants, Children Grant 21-22 (WIC)	337
Women, Infants, Children Grant 22-23 (WIC)	342
Work Investment Act (WIA)	347
Grand Jury	352
Farm Advisor	355
Lease Rental	360
Range Improvement	363
Environmental Health – General	366
District Attorney	371
District Attorney – Safety	376
OES – VWAC 21-22	379
OES – VWAC 22-23	383
County Counsel	387
County Clerk – General	392
Elections	397
Recorder – Recorders Micrographic System	402
Coroner	406
Board of Supervisors	409

II. Consent Agenda Continued:	Page
Auditor-Controller – General	414
Auditor-Controller – CalPERS Refunding Safety	418
Auditor-Controller – Economic Stabilization	421
Auditor-Controller – General Reserves	424
Auditor-Controller – Geothermal	427
General Revenues & Expenditures	430
IFAS Upgrade	434
Insurance, Retirement, OASDI	437
PILT Trust	440
County Administrative Officer – General	441
Abatement	446
Accumulated Capital Outlay	449
Advertising County Resources	452
American Rescue Plan Act 2021	457
Computer Systems Fund	460
Computer Upgrade	461
Consolidated Office Building	464
Contingencies	468
County Liability Trust	469
County Library	473
Disaster Services	479
Economic Development	484
Emergency Preparedness 20-21	488
Emergency Preparedness 21-22	492
Emergency Preparedness 22-23	496
Fish & Game	499
General Relief Fund	502
Grants In Support	505
Great Basin APC Grant	508
Homeland Security 20-21	511
Homeland Security 21-22	514
Information Services	517
Law Library	522
Medical Malpractice Trust	525
Motor Pool – Operating	528
Motor Pool – Replacement	533
Museum – General	536
Natural Resource Development	541
Personnel	544
Property Tax Upgrade	548
Public Defender	551
Purchasing Revolving	554
Risk Management	557
Veterans Service Officer	562
Workers Compensation	566

WATER DEPARTMENT

024102

DEPARTMENTAL FUNCTIONS

The Water Department's responsibilities set forth in Inyo County Resolution 99-43 are to assist the implementation of the County's policy on extraction and use of water. The primary activities of the Water Department are implementation of the provisions in the Inyo/Los Angeles Long-Term Water Agreement (LTWA), the Final Environmental Impact Report for the LTWA, the 1997 Memorandum of Understanding (MOU) that established additional requirements for LTWA mitigation projects, and the Inyo County Groundwater Ordinance (Ordinance 1004) which regulates non-LADWP groundwater transfers. These responsibilities are met through development and implementation of water management strategies, environmental monitoring, implementation and monitoring of mitigation projects, environmental data analysis and interpretation, and providing information to the public through public meetings, the Department's website, and annual reports. Other functions include representing the County in the Inyo-Mono Integrated Regional Management Group, acting as Executive Manager and Administrative staff to the Owens Valley Groundwater Authority, and administering the Clean Air Projects Program II. The Water Department provides technical and scientific analysis of water-related projects and to support dispute resolution proceedings under the LTWA or water-related litigation.

MAJOR ACCOMPLISHMENTS IN FISCAL YEAR 2021-2022

- Completed all vegetation, hydrologic, and mitigation monitoring duties required by the LTWA and continued riparian vegetation study.
- Submitted the Final Groundwater Sustainability Plan and grant report to the Department of Water Resources for the OVGA. Coordinated the future role of the OVGA and arrangement of groundwater sustainability agencies in the basin.
- Administered the CAPP II grant program under contract with the Great Basin Air Pollution Control District.
- Completed evaluation of the McNally Ponds mitigation project and nearby area for a potential mitigation project.
- Developed an operating budget for the Owens River Water Trail project.

GOALS FOR FISCAL YEAR 2022-2023

- Fulfill all LTWA monitoring requirements, continue the riparian vegetation study, initiate monitoring at spring and seep reference sites, incorporate drone remote sensing methods into monitoring programs, and update soil water monitoring program. .
- Negotiate a land access agreement with LADWP for the Owens River Water Trail.
- Continue cooperative effort with MOU parties to track implementation of adaptive management at Blackrock Waterfowl Area and Lower Owens River Project..
- Participate and support the Inyo County Drought Task Force.
- Fill a vacant Research Associate position.

DEPARTMENTAL BUDGET REQUEST FOR FISCAL YEAR 2022-2023

The Department's Fiscal Year 2022-2023 Requested Budget represents an overall increase of \$385,636 in expenditures, and an increase of \$114,781 in revenues, when compared to the Fiscal Year 2021-2022 Board Approved Budget. As a result, the Requested Net County Cost is increased by \$270,855.

Increase for temporary Deputy Director for possible transition planning, increase in motor pool costs, cost plan charges increased by \$145,000, COLA, and medical costs up 15%.

Personnel Costs increased by \$175,823 compared to the Fiscal Year 2021-2022 Board Approved Budget, due to the addition of a temporary Deputy Water Director, COLA, and increased medical costs..

Revenues

4301 (INTEREST FROM TREASURY) decreased by \$6,000: based on 2021-22 revenue; **4563** (CONTRIBUTION FROM DWP) increased by \$131,856: based on CPI index; **4599** (OTHER AGENCIES) decreased by \$1,075: less OVGA staff time; **4824** (INTER GOVERNMENT CHARGES) increased by \$5,000: Billings for CAPPII Grant Administration; **4998** (OPERATING TRANSFERS IN) decreased by \$15,000: Mosquito abatement costs have declined.

Personnel

The Department's Requested Budget represents an increase in the number of fulltime equivalent (FTE) positions that are supported by this budget.

The temporary addition of a Deputy Director for possible transition planning.

Services & Supplies

5232 (OFFICE & OTHER EQUIP < \$5,000) decreased by \$12,000: reductions based on last fiscal year purchases; **5263** (ADVERTISING) decreased by \$400: based on 2021-22 costs; **5265** (PROFESSIONAL & SPECIAL SERVICE) increased by \$85,276: Possible consultants and Greg James contract increase; **5311** (GENERAL OPERATING EXPENSE) increased by \$3,647: additional costs for annual drone software program for vegetation mapping.

Support & Care of Persons

(There are no changes in this object category from the previous fiscal year.)

Fixed Assets

(There are no changes in this object category from the previous fiscal year.)

FISCAL YEAR 2022-2023 REDUCTION IMPACTS TO BASE BUDGET

N/A

FISCAL YEAR 2022-2023 STATE/FEDERAL FUNDING SUMMARY

N/A

FISCAL YEAR 2022-2023 REGULATORY COMPLIANCE SUMMARY

N/A

MAJOR POLICY CONSIDERATIONS BEING REQUESTED

Inyo County, through the efforts of the Board, County Counsel, the CAO, the Water Department, and the Auditor assisted the OVGAs develop a GSP. Implementation of the GSP will require continued engagement by the County, albeit as a substantially reduced effort. Annual reporting and additional coordination with GSAs formed in Mono County will be required in the upcoming year. A Board decision whether to proceed with the Owens River Water Trail project and begin lease discussions with LADWP are anticipated next year. Continuing to track the effects of the current extreme drought on water supply in the state and the Owens Valley could require policy considerations if requests to curtail irrigation or mitigation arise or to comply with additional management or reporting requirements mandated by the State.

COUNTY OF INYO
BUD002A - BUDGET REQUESTS

RUNDATE: 06/30/2022 TODAY'S DATE: 09/02/2022

FOR FISCAL YEARS: 07/01/2020 - 06/30/23

	YTD ACTUALS 06/30/2021	BOARD APPROVED 06/30/2022	WORKING BUDGET 06/30/2022	YTD ACTUALS 06/30/2022	DEPT REQUESTED 06/30/2023	CAO RECOMM 06/30/2023	BOARD APPROVED 06/30/2023
BUDGET UNIT: 024102 WATER DEPARTMENT							
FUND: 0024 WATER PROJECTS FUND							
REVENUES:							
4301 - INTEREST FROM TREASURY	\$9,638	\$11,000	\$5,000	\$5,028	\$5,000	\$5,000	\$0
REV USE OF MONEY & PROPERTY	\$9,638	\$11,000	\$5,000	\$5,028	\$5,000	\$5,000	\$0
4498 - STATE GRANTS	\$0	\$110,000	\$0	\$0	\$110,000	\$110,000	\$0
4563 - CONTRIBUTION FROM DWP	\$1,611,069	\$1,669,067	\$1,669,067	\$1,669,067	\$1,800,923	\$1,800,923	\$0
4599 - OTHER AGENCIES	\$46,970	\$46,970	\$46,970	\$62,180	\$45,895	\$45,895	\$0
AID FROM OTHER GOVT AGENCIES	\$1,658,039	\$1,826,037	\$1,716,037	\$1,731,247	\$1,956,818	\$1,956,818	\$0
4824 - INTER GOVERNMENT CHARGES	\$1,200	\$1,200	\$3,825	\$12,852	\$6,200	\$6,200	\$0
CHARGES FOR CURRENT SERVICES	\$1,200	\$1,200	\$3,825	\$12,852	\$6,200	\$6,200	\$0
4998 - OPERATING TRANSFERS IN	\$91,679	\$80,000	\$60,000	\$53,664	\$65,000	\$65,000	\$0
OTHER FINANCING SOURCES	\$91,679	\$80,000	\$60,000	\$53,664	\$65,000	\$65,000	\$0
4922 - SALES OF COPIES	\$0	\$100	\$100	\$113	\$100	\$100	\$0
OTHER REVENUE	\$0	\$100	\$100	\$113	\$100	\$100	\$0
TOTAL REVENUES:	\$1,760,557	\$1,918,337	\$1,784,962	\$1,802,905	\$2,033,118	\$2,033,118	\$0
EXPENSES:							
5001 - SALARIED EMPLOYEES	\$661,459	\$706,707	\$706,707	\$692,175	\$807,080	\$807,080	\$0
5012 - PART TIME EMPLOYEES	\$21,239	\$60,138	\$60,138	\$27,564	\$62,868	\$62,868	\$0
5021 - RETIREMENT & SOCIAL SECURITY	\$51,268	\$59,598	\$59,598	\$54,777	\$67,892	\$67,892	\$0
5022 - PERS RETIREMENT	\$101,185	\$103,560	\$103,560	\$101,358	\$112,968	\$112,968	\$0
5024 - RETIREMENT-UNFUNDED LIAB	\$92,901	\$94,870	\$94,870	\$94,870	\$107,003	\$107,003	\$0
5025 - RETIREE HEALTH BENEFITS	\$72,206	\$75,986	\$75,986	\$75,544	\$93,023	\$93,023	\$0
5031 - MEDICAL INSURANCE	\$102,846	\$140,104	\$140,104	\$95,715	\$158,165	\$158,165	\$0
5032 - DISABILITY INSURANCE	\$6,994	\$9,087	\$9,087	\$7,609	\$9,654	\$9,654	\$0
5043 - OTHER BENEFITS	\$5,734	\$4,814	\$9,450	\$10,493	\$12,034	\$12,034	\$0
SALARIES & BENEFITS	\$1,115,835	\$1,254,864	\$1,259,500	\$1,160,109	\$1,430,687	\$1,430,687	\$0
5112 - PERSONAL & SAFETY EQUIPMENT	\$430	\$3,000	\$2,000	\$566	\$3,000	\$3,000	\$0

COUNTY OF INYO
BUD002A - BUDGET REQUESTS

RUNDATE: 06/30/2022 TODAY'S DATE: 09/02/2022

FOR FISCAL YEARS: 07/01/2020 - 06/30/23

	YTD ACTUALS 06/30/2021	BOARD APPROVED 06/30/2022	WORKING BUDGET 06/30/2022	YTD ACTUALS 06/30/2022	DEPT REQUESTED 06/30/2023	CAO RECOMM 06/30/2023	BOARD APPROVED 06/30/2023
5122 - CELL PHONES	\$4,607	\$6,000	\$6,000	\$5,113	\$6,000	\$6,000	\$0
5154 - UNEMPLOYMENT INSURANCE	\$420	\$1,000	\$1,000	\$108	\$1,000	\$1,000	\$0
5173 - MAINTENANCE OF EQUIPMENT-MATER	\$0	\$500	\$500	\$0	\$500	\$500	\$0
5199 - MAINT OF STRUCTURES-MATERIALS	\$263	\$500	\$500	\$0	\$500	\$500	\$0
5232 - OFFICE & OTHER EQUIP < \$5,000	\$1,253	\$26,400	\$20,000	\$4,186	\$14,400	\$14,400	\$0
5263 - ADVERTISING	\$463	\$1,000	\$500	\$426	\$600	\$600	\$0
5265 - PROFESSIONAL & SPECIAL SERVICE	\$76,787	\$145,000	\$100,000	\$36,129	\$230,276	\$230,276	\$0
5291 - OFFICE, SPACE & SITE RENTAL	\$51,351	\$53,051	\$53,051	\$51,351	\$53,051	\$53,051	\$0
5301 - SMALL TOOLS & INSTRUMENTS	\$0	\$1,000	\$500	\$0	\$1,000	\$1,000	\$0
5311 - GENERAL OPERATING EXPENSE	\$14,349	\$23,157	\$23,157	\$20,657	\$26,804	\$26,804	\$0
5326 - LATE FEES & FINANCE CHARGES	\$497	\$0	\$0	\$0	\$0	\$0	\$0
5331 - TRAVEL EXPENSE	\$0	\$19,650	\$3,000	\$3,163	\$19,650	\$19,650	\$0
SERVICES & SUPPLIES	\$150,423	\$280,258	\$210,208	\$121,703	\$356,781	\$356,781	\$0
5121 - INTERNAL CHARGES	\$46,431	\$68,000	\$58,000	\$33,364	\$47,000	\$47,000	\$0
5123 - TECH REFRESH EXPENSE	\$16,301	\$15,776	\$15,776	\$15,776	\$17,543	\$17,543	\$0
5127 - MOBILE DEVICE MANAGEMENT-INTER	\$178	\$234	\$234	\$172	\$73	\$73	\$0
5128 - INTERNAL SHREDDING CHARGES	\$179	\$179	\$377	\$377	\$576	\$576	\$0
5129 - INTERNAL COPY CHARGES (NON-IS)	\$1,824	\$3,000	\$2,000	\$1,681	\$3,000	\$3,000	\$0
5152 - WORKERS COMPENSATION	\$16,346	\$17,201	\$17,201	\$17,201	\$13,292	\$13,292	\$0
5155 - PUBLIC LIABILITY INSURANCE	\$7,615	\$16,595	\$16,595	\$16,595	\$21,246	\$21,246	\$0
5315 - COUNTY COST PLAN	\$128,472	\$27,398	\$27,398	\$27,398	\$172,502	\$172,502	\$0
5333 - MOTOR POOL	\$38,812	\$37,501	\$51,000	\$52,998	\$53,942	\$53,942	\$0
INTERNAL CHARGES	\$256,159	\$185,884	\$188,581	\$165,565	\$329,174	\$329,174	\$0
5539 - OTHER AGENCY CONTRIBUTIONS	\$143,793	\$85,000	\$75,000	\$58,664	\$75,000	\$75,000	\$0
OTHER CHARGES	\$143,793	\$85,000	\$75,000	\$58,664	\$75,000	\$75,000	\$0
5650 - EQUIPMENT	\$0	\$0	\$7,500	\$359	\$0	\$0	\$0
FIXED ASSETS	\$0	\$0	\$7,500	\$359	\$0	\$0	\$0
5801 - OPERATING TRANSFERS OUT	\$0	\$0	\$85,624	\$85,624	\$0	\$0	\$0
OTHER FINANCING USES	\$0	\$0	\$85,624	\$85,624	\$0	\$0	\$0

COUNTY OF INYO

BUD002A - BUDGET REQUESTS

RUNDATE: 06/30/2022 TODAY'S DATE: 09/02/2022

FOR FISCAL YEARS: 07/01/2020 - 06/30/23

	YTD ACTUALS 06/30/2021	BOARD APPROVED 06/30/2022	WORKING BUDGET 06/30/2022	YTD ACTUALS 06/30/2022	DEPT REQUESTED 06/30/2023	CAO RECOMM 06/30/2023	BOARD APPROVED 06/30/2023
TOTAL EXPENSES:	\$1,666,212	\$1,806,006	\$1,826,413	\$1,592,026	\$2,191,642	\$2,191,642	\$0
BUDGET UNIT: 024102 WATER DEPARTMENT	\$94,345	\$112,331	(\$41,451)	\$210,879	(\$158,524)	(\$158,524)	\$0

OWENS RIVER WATER TRAIL GRANT 621902

DEPARTMENTAL FUNCTIONS

The Owens River Water Trail (ORWT) Grant is a special budget unit created for funds obtained from the California Natural Resources Agency, River Parkways grant. These grant funds may be expended if planning or construction begins on the project. Several requirements remain before these funds can be expended, including; acquiring a land access agreement with LADWP, certification of CEQA, issuance of all permits, and Board of Supervisors authorization to proceed with the project. Several of these requirements may be completed in 2022-2023. If the project proceeds, it will remove numerous in-channel obstructions in a 6.3 mile stretch of the Lower Owens River, construct river access facilities, restrooms, and signage to create a water trail for non-motorized boats.

MAJOR ACCOMPLISHMENTS IN FISCAL YEAR 2021-2022

- Continuation of work on a final budget and acquired grant extension through March 2023
- Much of the work on this recreational project was postponed due to the pandemic.

GOALS FOR FISCAL YEAR 2022-2023

- Inyo Board consideration of the anticipated construction, and operating and maintenance budgets for the project
- Negotiate land access agreement with LADWP
- Complete final engineering design and required permitting that rely on this grant funding to complete.

DEPARTMENTAL BUDGET REQUEST FOR FISCAL YEAR 2022-2023

The Department's Fiscal Year 2022-2023 Requested Budget represents an overall increase of \$0 in expenditures, and an increase of \$0 in revenues, when compared to the Fiscal Year 2021-2022 Board Approved Budget. As a result, the Requested Net County Cost is increased by \$0.

Personnel Costs did not change compared to the Fiscal Year 2021-2022 Board Approved Budget.

Revenues

(There are no changes in this object category from the previous fiscal year.)

Personnel

The Department's Requested Budget represents no change in the number of fulltime equivalent (FTE) positions that are supported by this budget.

Water Department staff administer the grant; no positions are supported by this grant.

Services & Supplies

(There are no changes in this object category from the previous fiscal year.)

Support & Care of Persons

(There are no changes in this object category from the previous fiscal year.)

Fixed Assets

(There are no changes in this object category from the previous fiscal year.)

FISCAL YEAR 2022-2023 REDUCTION IMPACTS TO BASE BUDGET

N/A

FISCAL YEAR 2022-2023 STATE/FEDERAL FUNDING SUMMARY

N/A

FISCAL YEAR 2022-2023 REGULATORY COMPLIANCE SUMMARY

N/A

MAJOR POLICY CONSIDERATIONS BEING REQUESTED

This grant and another from the Department of Boating and Waterways require a 20-year land access or lease agreement with LADWP to secure access to the site before grant funds can be expended for planning or construction. LADWP has expressed concerns over the potential costs to the City to remediate damage from potential impacts from the project not corrected by the County. That issue will be addressed by conditions in the lease agreement including development of a bond or similar vehicle to compensate for impacts mitigated by LADWP. The lease terms have yet to be negotiated with the City of Los Angeles and will require Board approval.

The Lower Owens River Project Post Implementation Agreement with Los Angeles provides that the County is responsible for all costs arising from the development of a recreational use plan for the LORP; the ORWT is part of the recreational use plan. Increased construction costs since the project was originally conceived will probably require acquisition of additional outside funding which will require Board approval. The project, if constructed using the grant funds, will require the County to commit to maintain the facilities for a 20 year period. Proceeding to develop this project presents significant opportunities and obligations for the County in the long term.

COUNTY OF INYO

BUD002A - BUDGET REQUESTS

RUNDATE: 06/30/2022 TODAY'S DATE: 09/02/2022

FOR FISCAL YEARS: 07/01/2020 - 06/30/23

	YTD ACTUALS 06/30/2021	BOARD APPROVED 06/30/2022	WORKING BUDGET 06/30/2022	YTD ACTUALS 06/30/2022	DEPT REQUESTED 06/30/2023	CAO RECOMM 06/30/2023	BOARD APPROVED 06/30/2023
BUDGET UNIT: 621902 OWENS RIVER WATER TRAIL GRANT							
FUND: 6274 OWENS RIVER WATER TRAIL GRANT							
REVENUES:							
4498 - STATE GRANTS	\$0	\$500,032	\$0	\$0	\$500,032	\$500,032	\$0
AID FROM OTHER GOVT AGENCIES	\$0	\$500,032	\$0	\$0	\$500,032	\$500,032	\$0
TOTAL REVENUES:	<u>\$0</u>	<u>\$500,032</u>	<u>\$0</u>	<u>\$0</u>	<u>\$500,032</u>	<u>\$500,032</u>	<u>\$0</u>
EXPENSES:							
5265 - PROFESSIONAL & SPECIAL SERVICE	\$0	\$500,032	\$0	\$0	\$500,032	\$500,032	\$0
SERVICES & SUPPLIES	\$0	\$500,032	\$0	\$0	\$500,032	\$500,032	\$0
TOTAL EXPENSES:	<u>\$0</u>	<u>\$500,032</u>	<u>\$0</u>	<u>\$0</u>	<u>\$500,032</u>	<u>\$500,032</u>	<u>\$0</u>
BUDGET UNIT: 621902 OWENS RIVER WATER TRAIL GRANT	\$0	\$0	\$0	\$0	\$0	\$0	\$0

SALT CEDAR PROJECT 024502

DEPARTMENTAL FUNCTIONS

The Saltcedar program is responsible for identifying, treating, and monitoring saltcedar populations on City of Los Angeles owned lands within the Owens Valley. Funds for the program are provided in accordance with the Long Term Water Agreement (LTWA). The program generally operates October through March when treatment control measures are most effective. Until additional grant funds are obtained, the available annual funding is sufficient to support fixed costs and a single staff member for the field season.

MAJOR ACCOMPLISHMENTS IN FISCAL YEAR 2021-2022

- Successfully cooperated with LADWP to implement a joint saltcedar control program.
- Maintained staff pesticide applicator's certification
- Treated 500+ acres of saltcedar infested lands in the LORP, Laws, Goose Lake, and Billy Lake areas

GOALS FOR FISCAL YEAR 2022-2023

- Fill the vacant Research Assistant position
- Continue to cooperate with LADWP to jointly implement a saltcedar control program
- The primary focus of the program will include treating previously untreated areas and re-sprouts in treated areas to increase control effectiveness
- Survey and treat areas of saltcedar in the LORP, including recruits not located or treated in previous efforts

DEPARTMENTAL BUDGET REQUEST FOR FISCAL YEAR 2022-2023

The Department's Fiscal Year 2022-2023 Requested Budget represents an overall increase of \$34,986 in expenditures, and an increase of \$6,626 in revenues, when compared to the Fiscal Year 2021-2022 Board Approved Budget. As a result, the Requested Net County Cost is increased by \$28,360.

Personnel Costs increased by \$26,282 compared to the Fiscal Year 2021-2022 Board Approved Budget, due to current Research Assistant position is vacant at this time but will fill in upcoming fiscal year.

Revenues

4563 (CONTRIBUTION FROM DWP) increased by \$6,626: Increase is based on CPI index.

Personnel

The Department's Requested Budget represents no change in the number of fulltime equivalent (FTE) positions that are supported by this budget.

The Research Position is currently vacant but recruitment and filling the position will occur in the upcoming fiscal year.

Services & Supplies

5265 (PROFESSIONAL & SPECIAL SERVICE) increased by \$300: additional cleaning services;
5311 (GENERAL OPERATING EXPENSE) increased by \$4,000: Additional supply purchases needed this year.

Support & Care of Persons

(There are no changes in this object category from the previous fiscal year.)

Fixed Assets

(There are no changes in this object category from the previous fiscal year.)

FISCAL YEAR 2022-2023 REDUCTION IMPACTS TO BASE BUDGET

N/A

FISCAL YEAR 2022-2023 STATE/FEDERAL FUNDING SUMMARY

N/A

FISCAL YEAR 2022-2023 REGULATORY COMPLIANCE SUMMARY

N/A

MAJOR POLICY CONSIDERATIONS BEING REQUESTED

N/A

COUNTY OF INYO
BUD002A - BUDGET REQUESTS

RUNDATE: 06/30/2022 TODAY'S DATE: 09/02/2022

FOR FISCAL YEARS: 07/01/2020 - 06/30/23

	YTD ACTUALS 06/30/2021	BOARD APPROVED 06/30/2022	WORKING BUDGET 06/30/2022	YTD ACTUALS 06/30/2022	DEPT REQUESTED 06/30/2023	CAO RECOMM 06/30/2023	BOARD APPROVED 06/30/2023
BUDGET UNIT: 024502 SALT CEDAR PROJECT							
FUND: 0024 WATER PROJECTS FUND							
REVENUES:							
4563 - CONTRIBUTION FROM DWP	\$70,537	\$83,879	\$151,485	\$92,484	\$90,505	\$90,505	\$0
AID FROM OTHER GOVT AGENCIES	\$70,537	\$83,879	\$151,485	\$92,484	\$90,505	\$90,505	\$0
TOTAL REVENUES:	<u>\$70,537</u>	<u>\$83,879</u>	<u>\$151,485</u>	<u>\$92,484</u>	<u>\$90,505</u>	<u>\$90,505</u>	<u>\$0</u>
EXPENSES:							
5001 - SALARIED EMPLOYEES	\$25,516	\$27,937	\$25,056	\$25,055	\$25,596	\$25,596	\$0
5012 - PART TIME EMPLOYEES	\$0	\$0	\$16,800	\$16,784	\$20,792	\$20,792	\$0
5021 - RETIREMENT & SOCIAL SECURITY	\$2,066	\$2,163	\$3,300	\$3,213	\$3,590	\$3,590	\$0
5022 - PERS RETIREMENT	\$2,510	\$2,621	\$2,351	\$2,350	\$2,343	\$2,343	\$0
5024 - RETIREMENT-UNFUNDED LIAB	\$17,418	\$17,788	\$17,788	\$17,788	\$20,063	\$20,063	\$0
5031 - MEDICAL INSURANCE	\$474	\$4,269	\$2,908	\$2,907	\$8,501	\$8,501	\$0
5032 - DISABILITY INSURANCE	\$268	\$336	\$287	\$286	\$511	\$511	\$0
5043 - OTHER BENEFITS	\$1,200	\$0	\$265	\$264	\$0	\$0	\$0
SALARIES & BENEFITS	\$49,452	\$55,114	\$68,755	\$68,651	\$81,396	\$81,396	\$0
5265 - PROFESSIONAL & SPECIAL SERVICE	\$260	\$400	\$700	\$561	\$700	\$700	\$0
5311 - GENERAL OPERATING EXPENSE	\$378	\$1,000	\$5,000	\$3,513	\$5,000	\$5,000	\$0
SERVICES & SUPPLIES	\$638	\$1,400	\$5,700	\$4,074	\$5,700	\$5,700	\$0
5152 - WORKERS COMPENSATION	\$1,448	\$792	\$792	\$792	\$977	\$977	\$0
5155 - PUBLIC LIABILITY INSURANCE	\$284	\$1,000	\$1,000	\$1,000	\$1,302	\$1,302	\$0
5315 - COUNTY COST PLAN	\$13,725	\$12,609	\$12,609	\$12,609	\$14,526	\$14,526	\$0
5333 - MOTOR POOL	\$4,990	\$4,000	\$5,500	\$5,356	\$6,000	\$6,000	\$0
INTERNAL CHARGES	\$20,447	\$18,401	\$19,901	\$19,757	\$22,805	\$22,805	\$0
TOTAL EXPENSES:	<u>\$70,537</u>	<u>\$74,915</u>	<u>\$94,356</u>	<u>\$92,484</u>	<u>\$109,901</u>	<u>\$109,901</u>	<u>\$0</u>
BUDGET UNIT: 024502 SALT CEDAR PROJECT	\$0	\$8,964	\$57,129	(\$0)	(\$19,396)	(\$19,396)	\$0

TTC GENERAL

010500

DEPARTMENTAL FUNCTIONS

The Treasury provides investment services that ensure the safety, liquidity, and yield on all public funds on deposit. The Treasury Pool reached a new deposit high of over \$195,000,000.00 this fiscal year. This office is the depository for all County offices, School Districts, other Local Agencies, and Special Districts. As the banker for the Treasury Pool participants, this Department is responsible for initiating, receiving, and reconciling over \$900,000,000.00 dollars worth of transactions annually.

The Tax Collector functions include the billing, collection, enforcement, and accounting of over \$56,000,000.00 in annual revenues that benefit all taxing agencies within Inyo County, and a few in adjacent jurisdictions. Real property, personal property, Transient Occupancy Tax (TOT), and Cannabis taxes, are just a few types of tax revenues managed by this Department. This Department, in conjunction with the Auditor-Controller's office, works to ensure that all checks and balances and internal controls are in place and operating as expected. As one half of the oversight coin, we strive to provide the highest levels of security for all the funds on deposit. Securing and maintaining the taxpayers confidence in our operations is a top priority for this Department.

MAJOR ACCOMPLISHMENTS IN FISCAL YEAR 2021-2022

- Finalized onboarding of four (4) new County employees for the department allowing for improved efficiencies.
- Completed the segregation and streamlining between the treasury and tax operations positioning the department to provide targeted customer services.

GOALS FOR FISCAL YEAR 2022-2023

- Continue the implementation of the Aumentum property tax management system.
- Coordinate the review and updating of Inyo County Code Section 3.20. Transient Occupancy Tax.
- Present a recommendation for a countywide business license program to the Board of Supervisors.

DEPARTMENTAL BUDGET REQUEST FOR FISCAL YEAR 2022-2023

The Department's Fiscal Year 2022-2023 Requested Budget represents an overall increase of \$48,417 in expenditures, and a decrease of \$365,121 in revenues, when compared to the Fiscal Year 2021-2022 Board Approved Budget. As a result, the Requested Net County Cost is increased by \$413,538.

The increase to the department's Net County Cost are attributed to increasing Personnel costs including our new and reclassified positions for the entire fiscal year. Revenues decreased as a result of not conducting a tax-defaulted auction this fiscal year.

Personnel Costs increased by \$48,607 compared to the Fiscal Year 2021-2022 Board Approved Budget, due to a full fiscal years expenses associated with the new position as well as the reclassified position..

Revenues

4605 (DELINQUENT TAX SALE FEE) decreased by \$399,500: We will not be conducting a tax-defaulted land auction this fiscal year; **4825** (OTHER CURRENT CHARGES) increased by \$35,504: Related cost increases to treasury operations result in an increase to the Treasurer's Administrative Fee; **4958** (UNCLAIMED FUNDS) decreased by \$1,000: We do not anticipate completing this process in this fiscal year and any resulting revenues would be allocated to next fiscal year when received; **4959** (MISCELLANEOUS REVENUE) decreased by \$125: Tax Roll preparation costs are decreasing as our ability to create electronic data increases.

Personnel

The Department's Requested Budget represents no change in the number of fulltime equivalent (FTE) positions that are supported by this budget.

N/A

Services & Supplies

5232 (OFFICE & OTHER EQUIP < \$5,000) decreased by \$4,350: New positions are almost outfitted with work stations with only a few items remaining; **5263** (ADVERTISING) increased by \$100: Increased costs associated with mandated publications; **5265** (PROFESSIONAL & SPECIAL SERVICE) decreased by \$9,900: Not conducting a tax-defaulted land auction this fiscal year; **5311** (GENERAL OPERATING EXPENSE) increased by \$3,620: Not conducting a tax-defaulted land auction this fiscal year; **5331** (TRAVEL EXPENSE) increased by \$9,650: Training meetings for new employees; **5332** (MILEAGE REIMBURSEMENT) increased by \$2,700: Return to meeting in person after COVID-19 pandemic; **5351** (UTILITIES) decreased by \$5,000: Not conducting a tax-defaulted land auction this fiscal year.

Support & Care of Persons

(There are no changes in this object category from the previous fiscal year.)

Fixed Assets

(There are no changes in this object category from the previous fiscal year.)

FISCAL YEAR 2022-2023 REDUCTION IMPACTS TO BASE BUDGET

Outside of Personnel costs, the department is able to meet the budget parameters. In doing so, we will not be conducting a tax-defaulted land auction this fiscal year.

FISCAL YEAR 2022-2023 STATE/FEDERAL FUNDING SUMMARY

N/A

FISCAL YEAR 2022-2023 REGULATORY COMPLIANCE SUMMARY

N/A

MAJOR POLICY CONSIDERATIONS BEING REQUESTED

Complete the review and community input meetings on Transient Occupancy Tax and present findings to the Board of Supervisors for their consideration on potential updates to Inyo County Code Section 3.20. Present information for a proposed County Business License program to the Board of Supervisors for their consideration. Potential changes can be absorbed by the current staffing levels in the department. Any upfront costs associated with either proposal will be recoverable over time resulting in a zero net county cost.

COUNTY OF INYO
BUD002A - BUDGET REQUESTS

RUNDATE: 06/30/2022 TODAY'S DATE: 09/02/2022

FOR FISCAL YEARS: 07/01/2020 - 06/30/23

	YTD ACTUALS 06/30/2021	BOARD APPROVED 06/30/2022	WORKING BUDGET 06/30/2022	YTD ACTUALS 06/30/2022	DEPT REQUESTED 06/30/2023	CAO RECOMM 06/30/2023	BOARD APPROVED 06/30/2023
BUDGET UNIT: 010500 TTC GENERAL							
FUND: 0001 GENERAL FUND							
REVENUES:							
4605 - DELINQUENT TAX SALE FEE	\$880	\$400,000	\$1,500	\$1,636	\$500	\$300,000	\$0
4812 - NSF CHARGES	\$78	\$40	\$40	\$60	\$40	\$40	\$0
4825 - OTHER CURRENT CHARGES	\$367,380	\$464,556	\$464,556	\$464,556	\$500,060	\$500,060	\$0
CHARGES FOR CURRENT SERVICES	\$368,338	\$864,596	\$466,096	\$466,252	\$500,600	\$800,100	\$0
4998 - OPERATING TRANSFERS IN	\$0	\$28,000	\$28,000	\$0	\$28,000	\$31,000	\$0
OTHER FINANCING SOURCES	\$0	\$28,000	\$28,000	\$0	\$28,000	\$31,000	\$0
4958 - UNCLAIMED FUNDS	\$0	\$1,000	\$140,000	\$0	\$0	\$0	\$0
4959 - MISCELLANEOUS REVENUE	\$3,469	\$1,200	\$1,200	\$1,940	\$1,075	\$1,075	\$0
OTHER REVENUE	\$3,469	\$2,200	\$141,200	\$1,940	\$1,075	\$1,075	\$0
TOTAL REVENUES:	<u>\$371,807</u>	<u>\$894,796</u>	<u>\$635,296</u>	<u>\$468,192</u>	<u>\$529,675</u>	<u>\$832,175</u>	<u>\$0</u>
EXPENSES:							
5001 - SALARIED EMPLOYEES	\$348,390	\$444,457	\$387,000	\$361,762	\$479,681	\$479,681	\$0
5003 - OVERTIME	\$2,368	\$3,000	\$3,000	\$1,666	\$6,403	\$3,000	\$0
5021 - RETIREMENT & SOCIAL SECURITY	\$27,781	\$36,318	\$32,000	\$28,584	\$38,530	\$38,530	\$0
5022 - PERS RETIREMENT	\$53,404	\$59,673	\$53,000	\$48,102	\$54,251	\$54,251	\$0
5024 - RETIREMENT-UNFUNDED LIAB	\$58,062	\$59,293	\$59,293	\$59,293	\$66,876	\$66,876	\$0
5031 - MEDICAL INSURANCE	\$45,923	\$75,218	\$57,000	\$45,556	\$80,401	\$80,401	\$0
5032 - DISABILITY INSURANCE	\$2,487	\$5,558	\$3,100	\$2,577	\$5,482	\$5,482	\$0
5034 - EDUCATION REIMBURSEMENT	\$0	\$0	\$0	\$0	\$500	\$0	\$0
5043 - OTHER BENEFITS	\$13,957	\$12,034	\$18,050	\$16,587	\$12,034	\$12,034	\$0
SALARIES & BENEFITS	\$552,374	\$695,551	\$612,443	\$564,130	\$744,158	\$740,255	\$0
5122 - CELL PHONES	\$179	\$0	\$0	\$0	\$0	\$0	\$0
5232 - OFFICE & OTHER EQUIP < \$5,000	\$3,079	\$5,750	\$8,712	\$7,711	\$1,400	\$1,400	\$0
5263 - ADVERTISING	\$1,619	\$6,700	\$1,765	\$1,764	\$6,800	\$16,800	\$0
5265 - PROFESSIONAL & SPECIAL SERVICE	\$68,541	\$110,145	\$76,405	\$76,404	\$100,245	\$125,245	\$0
5311 - GENERAL OPERATING EXPENSE	\$10,064	\$7,705	\$5,850	\$5,918	\$11,325	\$11,325	\$0

COUNTY OF INYO
BUD002A - BUDGET REQUESTS

RUNDATE: 06/30/2022 TODAY'S DATE: 09/02/2022

FOR FISCAL YEARS: 07/01/2020 - 06/30/23

	YTD ACTUALS 06/30/2021	BOARD APPROVED 06/30/2022	WORKING BUDGET 06/30/2022	YTD ACTUALS 06/30/2022	DEPT REQUESTED 06/30/2023	CAO RECOMM 06/30/2023	BOARD APPROVED 06/30/2023
5326 - LATE FEES & FINANCE CHARGES	\$43	\$0	\$20	\$20	\$0	\$0	\$0
5331 - TRAVEL EXPENSE	\$1,364	\$8,000	\$3,042	\$3,041	\$17,650	\$17,650	\$0
5332 - MILEAGE REIMBURSEMENT	\$0	\$900	\$0	\$0	\$3,600	\$0	\$0
5351 - UTILITIES	\$1,800	\$6,980	\$1,750	\$1,800	\$1,980	\$1,980	\$0
SERVICES & SUPPLIES	\$86,692	\$146,180	\$97,544	\$96,660	\$143,000	\$174,400	\$0
5123 - TECH REFRESH EXPENSE	\$7,299	\$6,351	\$6,351	\$6,351	\$8,596	\$8,596	\$0
5127 - MOBILE DEVICE MANAGEMENT-INTER	\$0	\$18	\$18	\$0	\$0	\$0	\$0
5128 - INTERNAL SHREDDING CHARGES	\$67	\$67	\$178	\$178	\$288	\$288	\$0
5129 - INTERNAL COPY CHARGES (NON-IS)	\$6,421	\$8,500	\$6,987	\$6,986	\$5,000	\$5,000	\$0
5152 - WORKERS COMPENSATION	\$4,653	\$5,758	\$5,758	\$5,758	\$6,743	\$6,743	\$0
5155 - PUBLIC LIABILITY INSURANCE	\$3,868	\$8,961	\$8,961	\$8,961	\$10,778	\$10,778	\$0
5333 - MOTOR POOL	\$10,256	\$17,760	\$14,574	\$14,556	\$19,000	\$19,000	\$0
INTERNAL CHARGES	\$32,564	\$47,415	\$42,827	\$42,791	\$50,405	\$50,405	\$0
TOTAL EXPENSES:	<u>\$671,631</u>	<u>\$889,146</u>	<u>\$752,814</u>	<u>\$703,582</u>	<u>\$937,563</u>	<u>\$965,060</u>	<u>\$0</u>
BUDGET UNIT: 010500 TTC GENERAL	(\$299,823)	\$5,650	(\$117,518)	(\$235,389)	(\$407,888)	(\$132,885)	\$0

SHERIFF - GENERAL

022700

DEPARTMENTAL FUNCTIONS

The Sheriff's General Budget covers the personnel costs of the Sheriff's Administrative Assistant, Dispatchers, two Office Managers, Civil Officer, Evidence Tech, Public Information Officer, and seven Reserve Deputy Sheriffs. The budget also covers general operating expenses including supplies, investigation costs, search and rescue, motor pool, communications, and training for Safety and non-sworn personnel. Training expenses within this budget consist of all training for safety officers (Deputy Sheriffs) and support staff. There is a minimum of mandated training that all safety officers must attend. The Sheriff's office conducts as much "in-house" training that existing personnel and equipment allow. Additionally, the K-9 and K-9 handler attend monthly training routine training that requires overnight travel in southern California.

MAJOR ACCOMPLISHMENTS IN FISCAL YEAR 2021-2022

- The Sheriff's office has continued to utilize social media to keep the public informed of upcoming events and emergency services updates
- The Code-Red emergency notification system continues to be successful for warning the public in emergency situations.
- Increased community outreach and involvement
- K-9 unit visiting local schools and meeting with staff and students
- Began County Radio Upgrade Project

GOALS FOR FISCAL YEAR 2022-2023

- Update dispatch center
- Acquire and train new canine for seamless transition from retiring canine to new canine
- Continue to increase community support through programs, news events and social media
- Continue upgrading technology to better serve the staff and community.

DEPARTMENTAL BUDGET REQUEST FOR FISCAL YEAR 2022-2023

The Department's Fiscal Year 2022-2023 Requested Budget represents an overall increase of \$305,595 in expenditures, and a decrease of \$256,336 in revenues, when compared to the Fiscal Year 2021-2022 Board Approved Budget. As a result, the Requested Net County Cost is increased by \$561,931.

Personnel Costs increased by \$275,579 compared to the Fiscal Year 2021-2022 Board Approved Budget, due to MOU salary and medical increases; request to add full-time Program Technician to Sheriff authorized strength; request to add a TBD non-sworn position to the administrative staff to replace sworn staff rotating through administration..

Revenues

4177 (GUN PERMITS) decreased by \$500: Prior year actuals; **4178** (FINGERPRINT PERMITS) decreased by \$2,000: Prior year actuals; **4211** (CRIMINAL FINES) increased by \$800: Restitution payments for damage; **4485** (STATE - PUBLIC SAFETY SERVICES) decreased by \$105,000: Prior year actuals; **4488** (CITIZEN OPTION - PUBLIC SAFETY) increased by \$22,180: Annual amount and fund balance for new hires; **4499** (STATE OTHER) decreased by \$4,000: Prior year actuals; **4555** (FEDERAL GRANTS) increased by \$18,875: Anticipated BVP reimbursement for 50% ballistic vests; **4699** (CIVIL PROCESS SERVICE) decreased by \$1,000: Prior year actuals; **4765** (P.O.S.T.) decreased by \$10,000: Prior year actuals; **4809** (WRAP FEES) decreased by \$2,500: Prior year actuals; **4819** (SERVICES & FEES) decreased by \$200: Prior year actuals; **4821** (INTRA COUNTY CHARGES) decreased by \$172,991: Rollover balance for Radio Upgrade Project.

Personnel

The Department's Requested Budget represents an increase in the number of fulltime equivalent (FTE) positions that are supported by this budget.

Request for full-time Program Technician and TBD non-sworn support position for administration.

Services & Supplies

5112 (PERSONAL & SAFETY EQUIPMENT) increased by \$46,580: New hire and replacement gear for safety employees; **5171** (MAINTENANCE OF EQUIPMENT) decreased by \$1,980: Prior year actuals; **5199** (MAINT OF STRUCTURES-MATERIALS) decreased by \$10,000: Prior year actuals; **5211** (MEMBERSHIPS) increased by \$6,427: Increased membership and subscription costs; **5232** (OFFICE & OTHER EQUIP < \$5,000) decreased by \$77,544: Radio purchase completed in FY 2021/2022; **5263** (ADVERTISING) increased by \$600: Increase community outreach; **5265** (PROFESSIONAL & SPECIAL SERVICE) increased by \$26,045: New hire costs for backgrounds, outfitting K-9 unit vehicle (asset forfeiture trust), increase service and maintenance costs; **5281** (RENTS & LEASES-EQUIPMENT) decreased by \$1,000: Prior year actuals; **5291** (OFFICE, SPACE & SITE RENTAL) increased by \$1,146: Lease agreement annual increases for radio repeater sites and tax increase for sub-station; **5311** (GENERAL OPERATING EXPENSE) increased by \$526: Cost increases; **5313** (LAW ENFORCEMENT SPECIAL) increased by \$13,000: Canine purchase (canine replacement trust); **5331** (TRAVEL EXPENSE) increased by \$101,350: Core academy for 6 deputies; **5351** (UTILITIES) increased by \$3,863: Cost increases.

Support & Care of Persons

(There are no changes in this object category from the previous fiscal year.)

Fixed Assets

5700 (CONSTRUCTION IN PROGRESS) decreased by \$96,911: Rollover of Radio Upgrade Project balance.

FISCAL YEAR 2022-2023 REDUCTION IMPACTS TO BASE BUDGET

General operating costs may not be enough to make it through the fiscal year.

FISCAL YEAR 2022-2023 STATE/FEDERAL FUNDING SUMMARY

AB443 small county Sheriff state funds, COPS law enforcement state funds, DOJ BVP reimbursement program, AB109 Community corrections, and US Forest funds are used to offset approved expenses.

FISCAL YEAR 2022-2023 REGULATORY COMPLIANCE SUMMARY

N/A

MAJOR POLICY CONSIDERATIONS BEING REQUESTED

N/A

COUNTY OF INYO
BUD002A - BUDGET REQUESTS

RUNDATE: 06/30/2022 TODAY'S DATE: 09/02/2022

FOR FISCAL YEARS: 07/01/2020 - 06/30/23

	YTD ACTUALS 06/30/2021	BOARD APPROVED 06/30/2022	WORKING BUDGET 06/30/2022	YTD ACTUALS 06/30/2022	DEPT REQUESTED 06/30/2023	CAO RECOMM 06/30/2023	BOARD APPROVED 06/30/2023
BUDGET UNIT: 022700 SHERIFF - GENERAL							
FUND: 0001 GENERAL FUND							
REVENUES:							
4177 - GUN PERMITS	\$4,452	\$4,500	\$4,500	\$5,365	\$4,000	\$4,500	\$0
4178 - FINGERPRINT PERMITS	\$14,657	\$12,000	\$6,200	\$5,259	\$10,000	\$10,000	\$0
4179 - EXPLOSIVE PERMITS	\$2	\$10	\$10	\$10	\$10	\$10	\$0
LICENSES & PERMITS	\$19,111	\$16,510	\$10,710	\$10,634	\$14,010	\$14,510	\$0
4211 - CRIMINAL FINES	\$198	\$200	\$337	\$371	\$1,000	\$500	\$0
FINES & FORFEITURES	\$198	\$200	\$337	\$371	\$1,000	\$500	\$0
4485 - STATE - PUBLIC SAFETY SERVICES	\$743,673	\$700,000	\$700,000	\$724,612	\$595,000	\$850,000	\$0
4486 - AB443 - SHERIFF	\$0	\$130,000	\$140,559	\$0	\$130,000	\$130,000	\$0
4488 - CITIZEN OPTION - PUBLIC SAFETY	\$105,153	\$160,000	\$160,000	\$55,894	\$182,180	\$182,180	\$0
4497 - STATE MANDATE PROGRAMS	\$844	\$500	\$500	\$609	\$500	\$500	\$0
4499 - STATE OTHER	\$0	\$5,000	\$5,000	\$1,000	\$1,000	\$1,000	\$0
4555 - FEDERAL GRANTS	\$0	\$15,000	\$5,000	\$0	\$33,875	\$33,875	\$0
AID FROM OTHER GOVT AGENCIES	\$849,671	\$1,010,500	\$1,011,059	\$782,116	\$942,555	\$1,197,555	\$0
4676 - RESTITUTION	\$200	\$0	\$425	\$500	\$0	\$0	\$0
4693 - FOREST SERVICE	\$10,989	\$12,000	\$12,000	\$7,104	\$12,000	\$12,000	\$0
4695 - SEARCH & RESCUE	\$326	\$1,000	\$1,000	\$0	\$1,000	\$1,000	\$0
4699 - CIVIL PROCESS SERVICE	\$3,388	\$5,000	\$3,000	\$4,071	\$4,000	\$4,000	\$0
4765 - P.O.S.T.	\$15,856	\$25,000	\$25,000	\$11,260	\$15,000	\$15,000	\$0
4809 - WRAP FEES	\$2,750	\$4,000	\$2,000	\$1,400	\$1,500	\$1,500	\$0
4819 - SERVICES & FEES	\$1,199	\$1,200	\$1,200	\$779	\$1,000	\$1,000	\$0
4821 - INTRA COUNTY CHARGES	\$0	\$342,569	\$342,569	\$2,921	\$169,578	\$169,578	\$0
CHARGES FOR CURRENT SERVICES	\$34,710	\$390,769	\$387,194	\$28,036	\$204,078	\$204,078	\$0
4998 - OPERATING TRANSFERS IN	\$64,795	\$0	\$80,129	\$55,129	\$0	\$75,072	\$0
OTHER FINANCING SOURCES	\$64,795	\$0	\$80,129	\$55,129	\$0	\$75,072	\$0
4922 - SALES OF COPIES	\$0	\$0	\$1	\$0	\$0	\$0	\$0
4936 - MISCELLANEOUS SALES	\$0	\$0	\$525	\$525	\$0	\$0	\$0

COUNTY OF INYO
BUD002A - BUDGET REQUESTS

RUNDATE: 06/30/2022 TODAY'S DATE: 09/02/2022

FOR FISCAL YEARS: 07/01/2020 - 06/30/23

	YTD ACTUALS 06/30/2021	BOARD APPROVED 06/30/2022	WORKING BUDGET 06/30/2022	YTD ACTUALS 06/30/2022	DEPT REQUESTED 06/30/2023	CAO RECOMM 06/30/2023	BOARD APPROVED 06/30/2023
4959 - MISCELLANEOUS REVENUE	\$1,500	\$0	\$7,190	\$7,190	\$0	\$0	\$0
4961 - REIMBURSED EXPENSES	\$0	\$0	\$5	\$0	\$0	\$0	\$0
4997 - CASH OVER OR SHORT	(\$5)	\$0	\$0	\$5	\$0	\$0	\$0
4999 - PRIOR YEARS REIMBURSEMENTS	\$199	\$0	\$0	\$0	\$0	\$0	\$0
OTHER REVENUE	\$1,694	\$0	\$7,721	\$7,720	\$0	\$0	\$0
TOTAL REVENUES:	\$970,180	\$1,417,979	\$1,497,150	\$884,008	\$1,161,643	\$1,491,715	\$0
EXPENSES:							
5001 - SALARIED EMPLOYEES	\$639,479	\$738,728	\$690,240	\$723,273	\$903,881	\$857,580	\$0
5003 - OVERTIME	\$44,637	\$58,356	\$58,356	\$56,709	\$66,868	\$58,356	\$0
5004 - STANDBY TIME	\$664	\$2,068	\$2,068	\$400	\$346	\$346	\$0
5005 - HOLIDAY OVERTIME	\$16,769	\$16,821	\$20,000	\$19,459	\$21,368	\$21,368	\$0
5012 - PART TIME EMPLOYEES	\$53,084	\$50,000	\$80,000	\$88,214	\$65,187	\$65,187	\$0
5021 - RETIREMENT & SOCIAL SECURITY	\$52,809	\$71,412	\$71,412	\$63,988	\$83,320	\$79,720	\$0
5022 - PERS RETIREMENT	\$100,104	\$104,513	\$104,513	\$102,757	\$118,287	\$116,245	\$0
5024 - RETIREMENT-UNFUNDED LIAB	\$121,931	\$124,515	\$124,515	\$124,515	\$140,440	\$140,440	\$0
5031 - MEDICAL INSURANCE	\$116,033	\$123,049	\$123,049	\$110,778	\$161,711	\$154,495	\$0
5032 - DISABILITY INSURANCE	\$7,638	\$11,110	\$11,110	\$9,326	\$11,919	\$11,410	\$0
5033 - SHERIFF DEPUTIES DISABILITY	\$71	\$72	\$72	\$118	\$72	\$72	\$0
5034 - EDUCATION REIMBURSEMENT	\$0	\$350	\$350	\$0	\$350	\$350	\$0
5042 - SICK LEAVE BUY OUT	\$1,225	\$0	\$0	\$0	\$0	\$0	\$0
5043 - OTHER BENEFITS	\$21,238	\$20,458	\$20,458	\$21,939	\$23,106	\$23,106	\$0
5111 - CLOTHING	\$1,506	\$2,031	\$2,031	\$2,348	\$2,207	\$2,207	\$0
SALARIES & BENEFITS	\$1,177,193	\$1,323,483	\$1,308,174	\$1,323,831	\$1,599,062	\$1,530,882	\$0
5112 - PERSONAL & SAFETY EQUIPMENT	\$97,411	\$105,000	\$178,694	\$146,400	\$151,580	\$151,580	\$0
5114 - INMATE CLOTHING	\$381	\$0	\$0	\$0	\$0	\$0	\$0
5122 - CELL PHONES	\$32,437	\$35,284	\$35,284	\$33,324	\$35,284	\$35,284	\$0
5132 - JAIL-HOUSEHOLD	\$61	\$0	\$0	\$0	\$0	\$0	\$0
5171 - MAINTENANCE OF EQUIPMENT	\$38,858	\$38,000	\$43,422	\$19,736	\$36,020	\$36,020	\$0
5173 - MAINTENANCE OF EQUIPMENT-MATER	\$4,197	\$1,000	\$2,302	\$0	\$1,000	\$1,000	\$0
5199 - MAINT OF STRUCTURES-MATERIALS	\$0	\$10,000	\$10,000	\$3,765	\$0	\$0	\$0
5211 - MEMBERSHIPS	\$0	\$29,680	\$29,680	\$25,081	\$36,107	\$36,107	\$0
5232 - OFFICE & OTHER EQUIP < \$5,000	\$7,123	\$86,794	\$94,934	\$86,504	\$9,250	\$9,250	\$0

COUNTY OF INYO
BUD002A - BUDGET REQUESTS

RUNDATE: 06/30/2022 TODAY'S DATE: 09/02/2022

FOR FISCAL YEARS: 07/01/2020 - 06/30/23

	YTD ACTUALS 06/30/2021	BOARD APPROVED 06/30/2022	WORKING BUDGET 06/30/2022	YTD ACTUALS 06/30/2022	DEPT REQUESTED 06/30/2023	CAO RECOMM 06/30/2023	BOARD APPROVED 06/30/2023
5263 - ADVERTISING	\$598	\$900	\$1,400	\$892	\$1,500	\$1,500	\$0
5265 - PROFESSIONAL & SPECIAL SERVICE	\$35,494	\$41,045	\$58,230	\$43,263	\$67,090	\$50,000	\$0
5281 - RENTS & LEASES-EQUIPMENT	\$3,300	\$84,200	\$84,200	\$34,861	\$83,200	\$83,200	\$0
5291 - OFFICE, SPACE & SITE RENTAL	\$45,497	\$47,379	\$47,393	\$45,230	\$48,525	\$48,525	\$0
5311 - GENERAL OPERATING EXPENSE	\$48,810	\$30,189	\$50,000	\$32,553	\$30,715	\$30,715	\$0
5313 - LAW ENFORCEMENT SPECIAL	\$35,107	\$32,600	\$34,072	\$35,923	\$45,600	\$45,600	\$0
5321 - SPECIAL APPROPRIATION	\$5,000	\$5,000	\$5,000	\$0	\$5,000	\$5,000	\$0
5326 - LATE FEES & FINANCE CHARGES	\$19	\$0	\$600	\$768	\$0	\$0	\$0
5331 - TRAVEL EXPENSE	\$32,515	\$90,000	\$90,000	\$76,426	\$191,350	\$100,000	\$0
5351 - UTILITIES	\$67,006	\$57,629	\$72,647	\$67,662	\$61,492	\$61,492	\$0
SERVICES & SUPPLIES	\$453,821	\$694,700	\$837,858	\$652,395	\$803,713	\$695,273	\$0
5121 - INTERNAL CHARGES	\$0	\$2,400	\$2,400	\$0	\$1,000	\$1,000	\$0
5123 - TECH REFRESH EXPENSE	\$46,951	\$48,648	\$48,648	\$48,648	\$57,795	\$57,795	\$0
5127 - MOBILE DEVICE MANAGEMENT-INTER	\$900	\$1,116	\$1,116	\$937	\$410	\$410	\$0
5128 - INTERNAL SHREDDING CHARGES	\$536	\$536	\$844	\$844	\$1,152	\$1,152	\$0
5129 - INTERNAL COPY CHARGES (NON-IS)	\$16,429	\$16,000	\$16,000	\$14,489	\$11,000	\$11,000	\$0
5152 - WORKERS COMPENSATION	\$66,728	\$34,664	\$34,664	\$34,664	\$42,000	\$42,000	\$0
5155 - PUBLIC LIABILITY INSURANCE	\$8,488	\$22,741	\$22,741	\$22,741	\$30,662	\$30,662	\$0
5333 - MOTOR POOL	\$752,618	\$800,000	\$800,000	\$853,417	\$800,000	\$800,000	\$0
INTERNAL CHARGES	\$892,652	\$926,105	\$926,413	\$975,741	\$944,019	\$944,019	\$0
5700 - CONSTRUCTION IN PROGRESS	\$0	\$186,989	\$186,990	\$173,338	\$90,078	\$90,078	\$0
FIXED ASSETS	\$0	\$186,989	\$186,990	\$173,338	\$90,078	\$90,078	\$0
TOTAL EXPENSES:	\$2,523,667	\$3,131,277	\$3,259,435	\$3,125,306	\$3,436,872	\$3,260,252	\$0
BUDGET UNIT: 022700 SHERIFF - GENERAL	(\$1,553,486)	(\$1,713,298)	(\$1,762,285)	(\$2,241,297)	(\$2,275,229)	(\$1,768,537)	\$0

ANIMAL CONTROL - GENERAL

023900

DEPARTMENTAL FUNCTIONS

The Animal Services Division of the Sheriff's Office is primarily charged with enforcing and providing Federal, State and County mandated services to; conduct a rabies control program; prevent/investigate abuse and/or neglect of animals; investigate animal bites, livestock attacks, injured animals, potentially dangerous animals or vicious dog attacks and respond to and take enforcement actions if needed.

The A/S Division supplies requested services in the form of impoundment of unwanted or stray animals, leash law patrol/enforcement; nuisance complaint investigation/action; trapping equipment/animal dispositions; public education, is the source for animal control information and assists other agencies as required.

The A/S Division operates and maintains the animal shelter providing adequate nutrition/water/health services; maintenance of records for impounded animal dispositions; adoptions to the public along with educational and spay/neutering programs.

MAJOR ACCOMPLISHMENTS IN FISCAL YEAR 2021-2022

- Through increased adoptions, with the help of local rescue and support groups and a successful program of returning animals to their owners, the rate of euthanasia of animals continues to decline and continue to be at the lowest level ever in the history of this department
- Partnered with DocuPet to offer online dog licensing which includes the HomeSafe service for lost dogs
- Maintained a high level of exposure throughout the County by continuous and aggressive patrols
- Worked closely with the District Attorney's Office to enforce laws on animal abuse and neglect
- Resumed in-person licensing clinics

GOALS FOR FISCAL YEAR 2022-2023

- Maintain a supportive affiliation with the local rescue and support groups and assist in their efforts with off-site adoption event
- Publicize the Inyo County Sheriff's Animal Shelter through media contacts and promote the services that are provided by the Shelter
- Continue with our efforts to ensure that the public is served as promptly and as efficiently as possible

DEPARTMENTAL BUDGET REQUEST FOR FISCAL YEAR 2022-2023

The Department's Fiscal Year 2022-2023 Requested Budget represents an overall increase of \$15,753 in expenditures, and a decrease of \$21,000 in revenues, when compared to the Fiscal Year 2021-2022 Board Approved Budget. As a result, the Requested Net County Cost is increased by \$36,753.

We are working towards mitigating the reduced licensing revenue. License and impound fees have been raised to be in line with other California agencies and to reflect increased costs for care and boarding. We are working with our licensing contractor to mitigate fees associated with paper mailing costs.

Personnel Costs increased by \$13,266 compared to the Fiscal Year 2021-2022 Board Approved Budget, due to ICEA MOU increases.

Revenues

4101 (ANIMAL LICENSES) decreased by \$20,000: Loss of license fees since the pandemic. Slight fee increase to bring Inyo's fees in-line with cost increases; **4212** (ANIMAL FINES) decreased by \$1,000: Loss of license fees since the pandemic. Slight fee increase to bring Inyo's fees in-line with cost increases.

Personnel

The Department's Requested Budget represents no change in the number of fulltime equivalent (FTE) positions that are supported by this budget.

No changes to personnel.

Services & Supplies

5112 (PERSONAL & SAFETY EQUIPMENT) decreased by \$20: Decrease in requested equipment; **5232** (OFFICE & OTHER EQUIP < \$5,000) decreased by \$808: Laptops for ACO; **5263** (ADVERTISING) decreased by \$250: Advertising expenses reduced by licensing vendor handling mailers; **5265** (PROFESSIONAL & SPECIAL SERVICE) increased by \$1,000: Docupet fees; **5311** (GENERAL OPERATING EXPENSE) increased by \$1,850: Cost increase for animal care; **5331** (TRAVEL EXPENSE) decreased by \$3,000: Decrease based on prior year travel costs; **5351** (UTILITIES) increased by \$486: Increase in monthly utilities.

Support & Care of Persons

(There are no changes in this object category from the previous fiscal year.)

Fixed Assets

5650 (EQUIPMENT) increased by \$12,000: Horse trailer to replace broken large animal trailer.

FISCAL YEAR 2022-2023 REDUCTION IMPACTS TO BASE BUDGET

Reduced revenues from licensing impact the overall ability to maintain the cost increases in day-to-day running of the shelter.

FISCAL YEAR 2022-2023 STATE/FEDERAL FUNDING SUMMARY

The department's FY 2021-2022 Requested budget identifies two sources of State-derived revenue, State Motor Vehicle In Lieu Tax (VLF) and Health Realignment. This revenue makes up approximately 89% of the budget's \$xxx revenue. This State-derived funding helps support this department with staffing, patrol and animal care.

FISCAL YEAR 2022-2023 REGULATORY COMPLIANCE SUMMARY

N/A

MAJOR POLICY CONSIDERATIONS BEING REQUESTED

N/A

COUNTY OF INYO
BUD002A - BUDGET REQUESTS

RUNDATE: 06/30/2022 TODAY'S DATE: 09/02/2022

FOR FISCAL YEARS: 07/01/2020 - 06/30/23

	YTD ACTUALS 06/30/2021	BOARD APPROVED 06/30/2022	WORKING BUDGET 06/30/2022	YTD ACTUALS 06/30/2022	DEPT REQUESTED 06/30/2023	CAO RECOMM 06/30/2023	BOARD APPROVED 06/30/2023
BUDGET UNIT: 023900 ANIMAL CONTROL - GENERAL							
FUND: 0001 GENERAL FUND							
REVENUES:							
4101 - ANIMAL LICENSES	\$9,524	\$30,000	\$10,000	\$11,591	\$10,000	\$10,000	\$0
LICENSES & PERMITS	\$9,524	\$30,000	\$10,000	\$11,591	\$10,000	\$10,000	\$0
4212 - ANIMAL FINES	\$6,163	\$6,000	\$5,500	\$4,893	\$5,000	\$12,000	\$0
FINES & FORFEITURES	\$6,163	\$6,000	\$5,500	\$4,893	\$5,000	\$12,000	\$0
4411 - STATE MOTOR VEHICLE IN LIEU TX	\$257,372	\$265,000	\$265,000	\$304,864	\$265,000	\$347,553	\$0
4430 - HEALTH REALIGNMENT	\$18,986	\$78,196	\$78,196	\$0	\$78,196	\$12,000	\$0
AID FROM OTHER GOVT AGENCIES	\$276,358	\$343,196	\$343,196	\$304,864	\$343,196	\$359,553	\$0
TOTAL REVENUES:	\$292,046	\$379,196	\$358,696	\$321,349	\$358,196	\$381,553	\$0
EXPENSES:							
5001 - SALARIED EMPLOYEES	\$325,535	\$349,972	\$299,410	\$302,821	\$353,204	\$353,204	\$0
5003 - OVERTIME	\$12,511	\$13,000	\$18,100	\$16,350	\$16,461	\$16,461	\$0
5004 - STANDBY TIME	\$11,848	\$14,262	\$16,500	\$17,487	\$10,852	\$10,852	\$0
5005 - HOLIDAY OVERTIME	\$1,623	\$1,700	\$2,400	\$2,076	\$3,617	\$3,617	\$0
5012 - PART TIME EMPLOYEES	\$6,879	\$0	\$16,900	\$15,806	\$0	\$0	\$0
5021 - RETIREMENT & SOCIAL SECURITY	\$25,888	\$30,469	\$30,469	\$26,072	\$30,956	\$30,956	\$0
5022 - PERS RETIREMENT	\$47,901	\$49,115	\$49,115	\$43,585	\$48,502	\$48,502	\$0
5024 - RETIREMENT-UNFUNDED LIAB	\$56,902	\$58,108	\$58,108	\$58,108	\$65,539	\$65,539	\$0
5031 - MEDICAL INSURANCE	\$48,137	\$49,406	\$50,000	\$52,154	\$46,770	\$46,770	\$0
5032 - DISABILITY INSURANCE	\$3,674	\$4,760	\$4,760	\$3,700	\$4,468	\$4,468	\$0
5033 - SHERIFF DEPUTIES DISABILITY	\$71	\$72	\$72	\$59	\$72	\$72	\$0
5043 - OTHER BENEFITS	\$14,799	\$12,876	\$12,876	\$14,646	\$16,487	\$16,487	\$0
5111 - CLOTHING	\$4,878	\$5,341	\$5,341	\$5,019	\$5,419	\$5,419	\$0
SALARIES & BENEFITS	\$560,652	\$589,081	\$564,051	\$557,887	\$602,347	\$602,347	\$0
5112 - PERSONAL & SAFETY EQUIPMENT	\$53	\$1,020	\$2,900	\$2,038	\$1,000	\$1,000	\$0
5122 - CELL PHONES	\$1,943	\$2,027	\$2,027	\$2,188	\$2,027	\$2,027	\$0
5131 - FOOD & HOUSEHOLD SUPPLIES	\$0	\$0	\$0	\$3,290	\$0	\$0	\$0

COUNTY OF INYO
BUD002A - BUDGET REQUESTS

RUNDATE: 06/30/2022 TODAY'S DATE: 09/02/2022

FOR FISCAL YEARS: 07/01/2020 - 06/30/23

	YTD ACTUALS 06/30/2021	BOARD APPROVED 06/30/2022	WORKING BUDGET 06/30/2022	YTD ACTUALS 06/30/2022	DEPT REQUESTED 06/30/2023	CAO RECOMM 06/30/2023	BOARD APPROVED 06/30/2023
5211 - MEMBERSHIPS	\$0	\$350	\$350	\$250	\$350	\$350	\$0
5232 - OFFICE & OTHER EQUIP < \$5,000	\$527	\$1,808	\$800	\$0	\$1,000	\$1,000	\$0
5260 - HEALTH - EMPLOYEE PHYSICALS	\$0	\$600	\$600	\$0	\$600	\$600	\$0
5263 - ADVERTISING	\$0	\$1,000	\$700	\$693	\$750	\$750	\$0
5265 - PROFESSIONAL & SPECIAL SERVICE	\$13,691	\$18,950	\$31,976	\$18,259	\$19,950	\$19,950	\$0
5311 - GENERAL OPERATING EXPENSE	\$23,313	\$32,000	\$29,800	\$32,784	\$33,850	\$33,850	\$0
5326 - LATE FEES & FINANCE CHARGES	\$0	\$0	\$25	\$28	\$0	\$0	\$0
5331 - TRAVEL EXPENSE	\$1,259	\$4,000	\$4,000	\$1,189	\$1,000	\$1,000	\$0
5351 - UTILITIES	\$3,744	\$4,194	\$4,194	\$4,559	\$4,680	\$4,680	\$0
SERVICES & SUPPLIES	\$44,534	\$65,949	\$77,372	\$65,282	\$65,207	\$65,207	\$0
5121 - INTERNAL CHARGES	\$2,927	\$2,000	\$8,200	\$5,271	\$2,000	\$2,000	\$0
5123 - TECH REFRESH EXPENSE	\$7,371	\$6,245	\$6,245	\$6,245	\$5,333	\$5,333	\$0
5127 - MOBILE DEVICE MANAGEMENT-INTER	\$44	\$54	\$54	\$45	\$20	\$20	\$0
5128 - INTERNAL SHREDDING CHARGES	\$134	\$134	\$67	\$67	\$0	\$0	\$0
5129 - INTERNAL COPY CHARGES (NON-IS)	\$453	\$400	\$400	\$390	\$700	\$700	\$0
5152 - WORKERS COMPENSATION	\$21,908	\$21,220	\$21,220	\$21,220	\$22,332	\$22,332	\$0
5155 - PUBLIC LIABILITY INSURANCE	\$4,045	\$8,995	\$8,995	\$8,995	\$10,692	\$10,692	\$0
5333 - MOTOR POOL	\$71,977	\$72,000	\$72,000	\$59,565	\$61,200	\$61,200	\$0
INTERNAL CHARGES	\$108,860	\$111,048	\$117,181	\$101,799	\$102,277	\$102,277	\$0
5650 - EQUIPMENT	\$0	\$0	\$0	\$0	\$12,000	\$12,000	\$0
FIXED ASSETS	\$0	\$0	\$0	\$0	\$12,000	\$12,000	\$0
TOTAL EXPENSES:	\$714,046	\$766,078	\$758,604	\$724,969	\$781,831	\$781,831	\$0
BUDGET UNIT: 023900 ANIMAL CONTROL - GENERAL	(\$422,000)	(\$386,882)	(\$399,908)	(\$403,620)	(\$423,635)	(\$400,278)	\$0

CALMET TASK FORCE 671413

DEPARTMENTAL FUNCTIONS

The California Multi-Jurisdictional Methamphetamine Enforcement Team (Cal-MMET) program is dedicated state grant funds provided to California County Sheriff's to bolster methamphetamine enforcement efforts. This is the tenth year the grant has been available to the Inyo County Sheriff's Office. The main recipient of the grant will be our multi-agency Major Investigation and Narcotics Task Force (MINT). The Cal-MMET grant will be used to fund the MINT's methamphetamine enforcement efforts. The Cal-MMET grant will also be used to cover normal operating expenses such as cell phones, training, rent, utilities, etc. There is no time frame in which the grant money has to be spent. The Cal-MMET funds are also being used to contribute to the SED Medic program. Any unused monies will remain in the fund balance and will be available for use.

MAJOR ACCOMPLISHMENTS IN FISCAL YEAR 2021-2022

- Re-organization of division to broaden investigative focus
- In-house promotion for new investigator to backfill vacancy
- Continued controlled substance investigations resulting in arrests throughout our communities

GOALS FOR FISCAL YEAR 2022-2023

- Reduction in methamphetamine production, distribution and availability locally.
- Reduction in methamphetamine related offenses.
- Reduction in hazardous waste sites and physical property damage associated with methamphetamine manufacturing.
- Reduction in medical responses associated with methamphetamine use
- Acquire and utilize license plate readers

DEPARTMENTAL BUDGET REQUEST FOR FISCAL YEAR 2022-2023

The Department's Fiscal Year 2022-2023 Requested Budget represents an overall decrease of \$21,134 in expenditures, and an increase of \$0 in revenues, when compared to the Fiscal Year 2021-2022 Board Approved Budget. As a result, the Requested Net County Cost is decreased by \$21,134.

Fund balance available for 2022-2023 expense overages

Personnel Costs did not change compared to the Fiscal Year 2021-2022 Board Approved Budget.

Revenues

(There are no changes in this object category from the previous fiscal year.)

Personnel

The Department's Requested Budget represents no change in the number of fulltime equivalent (FTE) positions that are supported by this budget.

\$45,000 to offset investigator salaries in Sheriff Safety Budget

Services & Supplies

5112 (PERSONAL & SAFETY EQUIPMENT) increased by \$4,800: Ballistic vests and breach tools for investigations; **5122** (CELL PHONES) decreased by \$1,428: Transfer cell phones to District Attorney as part of re-organization; **5171** (MAINTENANCE OF EQUIPMENT) decreased by \$1,000: Prior year actuals; **5211** (MEMBERSHIPS) increased by \$3,360: Previously in general operating, separated for accurate cost tracking; **5232** (OFFICE & OTHER EQUIP < \$5,000) decreased by \$500: Prior year actuals; **5265** (PROFESSIONAL & SPECIAL SERVICE) increased by \$1,460: LPR's, installation and training; **5281** (RENTS & LEASES-EQUIPMENT) decreased by \$960: Prior year actuals; **5311** (GENERAL OPERATING EXPENSE) decreased by \$4,660: Prior year actuals; subscriptions moved to separate object code; **5331** (TRAVEL EXPENSE) decreased by \$13,004: Prior year actuals; **5351** (UTILITIES) increased by \$6,160: Significant increase in monthly utility cost.

Support & Care of Persons

(There are no changes in this object category from the previous fiscal year.)

Fixed Assets

5650 (EQUIPMENT) decreased by \$5,500: Deferred purchases to comply with county budget constraints.

FISCAL YEAR 2022-2023 REDUCTION IMPACTS TO BASE BUDGET

Reduction in travel and training for new and existing investigators. Replacement equipment purchases deferred. New equipment to expand investigative capabilities is deferred.

FISCAL YEAR 2022-2023 STATE/FEDERAL FUNDING SUMMARY

The Cal-MMET program is a dedicated state grant funding provided to California County Sheriffs to bolster law enforcement efforts.

FISCAL YEAR 2022-2023 REGULATORY COMPLIANCE SUMMARY

N/A

MAJOR POLICY CONSIDERATIONS BEING REQUESTED

N/A

COUNTY OF INYO
BUD002A - BUDGET REQUESTS

RUNDATE: 06/30/2022 TODAY'S DATE: 09/02/2022

FOR FISCAL YEARS: 07/01/2020 - 06/30/23

	YTD ACTUALS 06/30/2021	BOARD APPROVED 06/30/2022	WORKING BUDGET 06/30/2022	YTD ACTUALS 06/30/2022	DEPT REQUESTED 06/30/2023	CAO RECOMM 06/30/2023	BOARD APPROVED 06/30/2023
BUDGET UNIT: 671413 CALMET TASK FORCE							
FUND: 6193 CALMET TASK FORCE							
REVENUES:							
4498 - STATE GRANTS	\$123,060	\$122,558	\$122,558	\$123,060	\$122,558	\$122,558	\$0
AID FROM OTHER GOVT AGENCIES	\$123,060	\$122,558	\$122,558	\$123,060	\$122,558	\$122,558	\$0
TOTAL REVENUES:	\$123,060	\$122,558	\$122,558	\$123,060	\$122,558	\$122,558	\$0
EXPENSES:							
5112 - PERSONAL & SAFETY EQUIPMENT	\$1,775	\$0	\$2,000	\$1,049	\$4,800	\$4,800	\$0
5122 - CELL PHONES	\$1,394	\$3,252	\$3,252	\$1,376	\$1,824	\$1,824	\$0
5171 - MAINTENANCE OF EQUIPMENT	\$0	\$1,000	\$1,000	\$0	\$0	\$0	\$0
5211 - MEMBERSHIPS	\$0	\$250	\$250	\$90	\$3,610	\$3,610	\$0
5232 - OFFICE & OTHER EQUIP < \$5,000	\$0	\$500	\$500	\$0	\$0	\$0	\$0
5265 - PROFESSIONAL & SPECIAL SERVICE	\$3,122	\$250	\$250	\$0	\$1,710	\$1,710	\$0
5281 - RENTS & LEASES-EQUIPMENT	\$0	\$960	\$960	\$0	\$0	\$0	\$0
5291 - OFFICE, SPACE & SITE RENTAL	\$27,420	\$27,420	\$27,420	\$27,420	\$27,420	\$27,420	\$0
5311 - GENERAL OPERATING EXPENSE	\$7,207	\$10,028	\$18,865	\$15,171	\$5,368	\$5,368	\$0
5331 - TRAVEL EXPENSE	(\$585)	\$19,790	\$12,427	\$6,023	\$6,786	\$6,786	\$0
5351 - UTILITIES	\$11,935	\$11,200	\$19,323	\$15,956	\$17,360	\$17,360	\$0
SERVICES & SUPPLIES	\$52,269	\$74,650	\$86,247	\$67,087	\$68,878	\$68,878	\$0
5121 - INTERNAL CHARGES	\$40,681	\$51,000	\$51,000	\$47,282	\$51,000	\$51,000	\$0
5124 - EXTERNAL CHARGES	\$0	\$0	\$0	\$0	\$0	\$19,000	\$0
5127 - MOBILE DEVICE MANAGEMENT-INTER	\$14	\$18	\$18	\$15	\$7	\$7	\$0
5129 - INTERNAL COPY CHARGES (NON-IS)	\$228	\$250	\$250	\$84	\$150	\$150	\$0
5315 - COUNTY COST PLAN	\$8,880	\$25,595	\$25,595	\$25,595	\$15,844	\$15,844	\$0
INTERNAL CHARGES	\$49,804	\$76,863	\$76,863	\$72,976	\$67,001	\$86,001	\$0
5539 - OTHER AGENCY CONTRIBUTIONS	\$10,000	\$10,000	\$10,000	\$10,000	\$10,000	\$10,000	\$0
OTHER CHARGES	\$10,000	\$10,000	\$10,000	\$10,000	\$10,000	\$10,000	\$0
5650 - EQUIPMENT	\$0	\$5,500	\$7,600	\$0	\$0	\$0	\$0
FIXED ASSETS	\$0	\$5,500	\$7,600	\$0	\$0	\$0	\$0

COUNTY OF INYO

BUD002A - BUDGET REQUESTS

RUNDATE: 06/30/2022 TODAY'S DATE: 09/02/2022

FOR FISCAL YEARS: 07/01/2020 - 06/30/23

	YTD ACTUALS 06/30/2021	BOARD APPROVED 06/30/2022	WORKING BUDGET 06/30/2022	YTD ACTUALS 06/30/2022	DEPT REQUESTED 06/30/2023	CAO RECOMM 06/30/2023	BOARD APPROVED 06/30/2023
TOTAL EXPENSES:	\$112,074	\$167,013	\$180,710	\$150,064	\$145,879	\$164,879	\$0
BUDGET UNIT: 671413 CALMET TASK FORCE	\$10,985	(\$44,455)	(\$58,152)	(\$27,004)	(\$23,321)	(\$42,321)	\$0

DNA
056605

DEPARTMENTAL FUNCTIONS

Administrative oversight and reimbursement of direct expenses incurred during the collections of DNA specimens.

MAJOR ACCOMPLISHMENTS IN FISCAL YEAR 2021-2022

- No major accomplishments for fiscal year 2022-2023

GOALS FOR FISCAL YEAR 2022-2023

- Reimburse local law enforcement agencies for the collection of DNA

DEPARTMENTAL BUDGET REQUEST FOR FISCAL YEAR 2022-2023

The Department's Fiscal Year 2022-2023 Requested Budget represents an overall increase of \$0 in expenditures, and an increase of \$0 in revenues, when compared to the Fiscal Year 2021-2022 Board Approved Budget. As a result, the Requested Net County Cost is increased by \$0.

Personnel Costs did not change compared to the Fiscal Year 2021-2022 Board Approved Budget.

Revenues

(There are no changes in this object category from the previous fiscal year.)

Personnel

The Department's Requested Budget represents no change in the number of fulltime equivalent (FTE) positions that are supported by this budget.

No personnel costs in this budget.

Services & Supplies

(There are no changes in this object category from the previous fiscal year.)

Support & Care of Persons

(There are no changes in this object category from the previous fiscal year.)

Fixed Assets

(There are no changes in this object category from the previous fiscal year.)

FISCAL YEAR 2022-2023 REDUCTION IMPACTS TO BASE BUDGET

N/A

FISCAL YEAR 2022-2023 STATE/FEDERAL FUNDING SUMMARY

DNA funding is accumulated through penalties and forfeitures levied on criminal offenses including traffic offenses, but excluding parking offenses. There are no general fund monies involved. Funding is received quarterly and is to be expended annually.

FISCAL YEAR 2022-2023 REGULATORY COMPLIANCE SUMMARY

Funding to be used for reimbursement of expenditures/administration costs incurred to comply with Penal Code Section 298(b)(5)-State of California, Department of Justice

MAJOR POLICY CONSIDERATIONS BEING REQUESTED

N/A

COUNTY OF INYO

BUD002A - BUDGET REQUESTS

RUNDATE: 06/30/2022 TODAY'S DATE: 09/02/2022

FOR FISCAL YEARS: 07/01/2020 - 06/30/23

	YTD ACTUALS 06/30/2021	BOARD APPROVED 06/30/2022	WORKING BUDGET 06/30/2022	YTD ACTUALS 06/30/2022	DEPT REQUESTED 06/30/2023	CAO RECOMM 06/30/2023	BOARD APPROVED 06/30/2023
BUDGET UNIT: 056605 DNA							
FUND: 0001 GENERAL FUND							
REVENUES:							
4211 - CRIMINAL FINES	\$0	\$10,000	\$10,000	\$1,000	\$10,000	\$10,000	\$0
FINES & FORFEITURES	\$0	\$10,000	\$10,000	\$1,000	\$10,000	\$10,000	\$0
TOTAL REVENUES:	<u>\$0</u>	<u>\$10,000</u>	<u>\$10,000</u>	<u>\$1,000</u>	<u>\$10,000</u>	<u>\$10,000</u>	<u>\$0</u>
EXPENSES:							
5265 - PROFESSIONAL & SPECIAL SERVICE	\$0	\$10,000	\$10,000	\$1,000	\$10,000	\$10,000	\$0
SERVICES & SUPPLIES	\$0	\$10,000	\$10,000	\$1,000	\$10,000	\$10,000	\$0
TOTAL EXPENSES:	<u>\$0</u>	<u>\$10,000</u>	<u>\$10,000</u>	<u>\$1,000</u>	<u>\$10,000</u>	<u>\$10,000</u>	<u>\$0</u>
BUDGET UNIT: 056605 DNA	\$0	\$0	\$0	\$0	\$0	\$0	\$0

ILLEGAL CANNABIS SUPPRESSION

671507

DEPARTMENTAL FUNCTIONS

The Domestic Cannabis Eradication/Suppression Grant is a grant dedicated to the investigation of illegal cannabis cultivation. The United States Drug Enforcement Administration (DEA) administers grants through the United States Department of Justice. DEA awards grants to local law enforcement agencies to augment illegal cannabis enforcement activities on State and/or Federal lands. The grant is being used to equip, train and fund the Major Investigation Narcotic Team's (MINT) efforts in suppressing/eradicating illegal cannabis cultivations locally.

MAJOR ACCOMPLISHMENTS IN FISCAL YEAR 2021-2022

- Utilizing 4x4 vehicles, OHV's, allied agencies helicopters to surveil terrain, and access remote areas. We hiked areas where vehicles were unable to go to target grow sites.
- Investigated possible illegal marijuana gardens on State and/or Federal lands, marijuana sales cases, mapped possible illegal marijuana gardens and gathered intelligence information

GOALS FOR FISCAL YEAR 2022-2023

- Locate and eradicate illegal marijuana cultivation sites, on State and/or Federal lands, throughout Inyo County and continue to assist outside agencies within Inyo County.
- Identify and apprehend all persons responsible for the cultivation sites
- Reduce illegal marijuana production on State and/or Federal land and distribution within Inyo County
- Reduce hazardous waste associated with illegal marijuana cultivation and assist other law enforcement agencies with the clean up of eradicated cultivations
- Maintain grant funding for the operation of the MINT task force

DEPARTMENTAL BUDGET REQUEST FOR FISCAL YEAR 2022-2023

The Department's Fiscal Year 2022-2023 Requested Budget represents an overall increase of \$0 in expenditures, and an increase of \$0 in revenues, when compared to the Fiscal Year 2021-2022 Board Approved Budget. As a result, the Requested Net County Cost is increased by \$0.

Personnel Costs did not change compared to the Fiscal Year 2021-2022 Board Approved Budget.

Revenues

(There are no changes in this object category from the previous fiscal year.)

Personnel

The Department's Requested Budget represents no change in the number of fulltime equivalent (FTE) positions that are supported by this budget.

Overtime costs associated with operations are reimbursed through the grant.

Services & Supplies

(There are no changes in this object category from the previous fiscal year.)

Support & Care of Persons

(There are no changes in this object category from the previous fiscal year.)

Fixed Assets

(There are no changes in this object category from the previous fiscal year.)

FISCAL YEAR 2022-2023 REDUCTION IMPACTS TO BASE BUDGET

N/A

FISCAL YEAR 2022-2023 STATE/FEDERAL FUNDING SUMMARY

The Domestic Cannabis Eradication/Suppression Grant is a grant dedicated to the investigation of illegal cannabis cultivation. The United States Drug Enforcement Administration (DEA) administers grants through the United States Department of Justice. DEA awards the grants to local law enforcement agencies to augment illegal cannabis enforcement activities on State and/or Federal lands.

FISCAL YEAR 2022-2023 REGULATORY COMPLIANCE SUMMARY

N/A

MAJOR POLICY CONSIDERATIONS BEING REQUESTED

N/A

COUNTY OF INYO

BUD002A - BUDGET REQUESTS

RUNDATE: 06/30/2022 TODAY'S DATE: 09/02/2022

FOR FISCAL YEARS: 07/01/2020 - 06/30/23

	YTD ACTUALS 06/30/2021	BOARD APPROVED 06/30/2022	WORKING BUDGET 06/30/2022	YTD ACTUALS 06/30/2022	DEPT REQUESTED 06/30/2023	CAO RECOMM 06/30/2023	BOARD APPROVED 06/30/2023
BUDGET UNIT: 671507 ILLEGAL CANNABIS SUPPRESSION							
FUND: 6738 ILLEGAL CANNABIS SUPPRESSION							
REVENUES:							
4555 - FEDERAL GRANTS	\$12,403	\$20,000	\$21,507	\$21,506	\$20,000	\$20,000	\$0
AID FROM OTHER GOVT AGENCIES	\$12,403	\$20,000	\$21,507	\$21,506	\$20,000	\$20,000	\$0
TOTAL REVENUES:	<u>\$12,403</u>	<u>\$20,000</u>	<u>\$21,507</u>	<u>\$21,506</u>	<u>\$20,000</u>	<u>\$20,000</u>	<u>\$0</u>
EXPENSES:							
5003 - OVERTIME	\$8,062	\$15,000	\$15,000	\$0	\$15,000	\$15,000	\$0
SALARIES & BENEFITS	\$8,062	\$15,000	\$15,000	\$0	\$15,000	\$15,000	\$0
5112 - PERSONAL & SAFETY EQUIPMENT	\$1,799	\$1,000	\$2,507	\$1,925	\$1,000	\$1,000	\$0
5171 - MAINTENANCE OF EQUIPMENT	\$0	\$2,500	\$2,500	\$0	\$2,500	\$2,500	\$0
5232 - OFFICE & OTHER EQUIP < \$5,000	\$495	\$0	\$0	\$0	\$0	\$0	\$0
5265 - PROFESSIONAL & SPECIAL SERVICE	\$0	\$300	\$300	\$0	\$300	\$300	\$0
5281 - RENTS & LEASES-EQUIPMENT	\$0	\$200	\$200	\$0	\$200	\$200	\$0
5331 - TRAVEL EXPENSE	\$0	\$1,000	\$1,000	\$0	\$1,000	\$1,000	\$0
SERVICES & SUPPLIES	\$2,295	\$5,000	\$6,507	\$1,925	\$5,000	\$5,000	\$0
TOTAL EXPENSES:	<u>\$10,357</u>	<u>\$20,000</u>	<u>\$21,507</u>	<u>\$1,925</u>	<u>\$20,000</u>	<u>\$20,000</u>	<u>\$0</u>
BUDGET UNIT: 671507 ILLEGAL CANNABIS SUPPRESSION	\$2,046	\$0	\$0	\$19,580	\$0	\$0	\$0

JAIL - CAD RMS PROJECT 022950

DEPARTMENTAL FUNCTIONS

Our office purchased the Jail Management System (JMS), Records Management System (RMS), and Computer-Aided Dispatch (CAD) System from Sun Ridge Systems, Inc. in 2006. Additionally, in Spring 2020, the Sheriff's Office purchased iRIMS a mobile version of the system to empower deputies in the field and increase service to the public. In FY 20/21 the Sheriff's Office installed iPADS in all of our patrol vehicles. These four components are all integrated into one central database through proprietary operating software and a mirror server system. Annual service and maintenance through Sun Ridge Systems, Inc. are required to keep this system operating and updated.

MAJOR ACCOMPLISHMENTS IN FISCAL YEAR 2021-2022

- Continued the maintenance and service of the JMS/RMS/CAD systems with Sun Ridge Systems, Inc
- Deployment and training of iRIMS mobile application of the Sun Ridge Systems for field use by personnel.
- Department use of iPADS in all patrol vehicles.

GOALS FOR FISCAL YEAR 2022-2023

- Continue the maintenance and service of the JMS/RMS/CAD systems with Sun Ridge Systems, Inc.
- Continue use of mobile iRIMS suite to empower deputies in the field and increase service to the public.
- Prepare use of iRIMS platform to comply with RIPA (AB 953) requirements.

DEPARTMENTAL BUDGET REQUEST FOR FISCAL YEAR 2022-2023

The Department's Fiscal Year 2022-2023 Requested Budget represents an overall increase of \$7,585 in expenditures, and a decrease of \$50,936 in revenues, when compared to the Fiscal Year 2021-2022 Board Approved Budget. As a result, the Requested Net County Cost is increased by \$58,521.

Personnel Costs did not change compared to the Fiscal Year 2021-2022 Board Approved Budget.

Revenues

4998 (OPERATING TRANSFERS IN) decreased by \$50,936: The Budget Team makes operating transfer recommendations.

Personnel

The Department's Requested Budget represents no change in the number of fulltime equivalent (FTE) positions that are supported by this budget.

No personnel costs in this budget.

Services & Supplies

5265 (PROFESSIONAL & SPECIAL SERVICE) increased by \$7,585: Annual maintenance contract increase.

Support & Care of Persons

(There are no changes in this object category from the previous fiscal year.)

Fixed Assets

(There are no changes in this object category from the previous fiscal year.)

FISCAL YEAR 2022-2023 REDUCTION IMPACTS TO BASE BUDGET

N/A

FISCAL YEAR 2022-2023 STATE/FEDERAL FUNDING SUMMARY

N/A

FISCAL YEAR 2022-2023 REGULATORY COMPLIANCE SUMMARY

N/A

MAJOR POLICY CONSIDERATIONS BEING REQUESTED

N/A

COUNTY OF INYO

BUD002A - BUDGET REQUESTS

RUNDATE: 06/30/2022 TODAY'S DATE: 09/02/2022

FOR FISCAL YEARS: 07/01/2020 - 06/30/23

	YTD ACTUALS 06/30/2021	BOARD APPROVED 06/30/2022	WORKING BUDGET 06/30/2022	YTD ACTUALS 06/30/2022	DEPT REQUESTED 06/30/2023	CAO RECOMM 06/30/2023	BOARD APPROVED 06/30/2023
BUDGET UNIT: 022950 JAIL - CAD RMS PROJECT							
FUND: 0001 GENERAL FUND							
REVENUES:							
4998 - OPERATING TRANSFERS IN	\$25,521	\$50,936	\$50,936	\$25,936	\$0	\$58,521	\$0
OTHER FINANCING SOURCES	\$25,521	\$50,936	\$50,936	\$25,936	\$0	\$58,521	\$0
TOTAL REVENUES:	<u>\$25,521</u>	<u>\$50,936</u>	<u>\$50,936</u>	<u>\$25,936</u>	<u>\$0</u>	<u>\$58,521</u>	<u>\$0</u>
EXPENSES:							
5265 - PROFESSIONAL & SPECIAL SERVICE	\$23,736	\$50,936	\$75,936	\$25,936	\$58,521	\$58,521	\$0
SERVICES & SUPPLIES	\$23,736	\$50,936	\$75,936	\$25,936	\$58,521	\$58,521	\$0
TOTAL EXPENSES:	<u>\$23,736</u>	<u>\$50,936</u>	<u>\$75,936</u>	<u>\$25,936</u>	<u>\$58,521</u>	<u>\$58,521</u>	<u>\$0</u>
BUDGET UNIT: 022950 JAIL - CAD RMS PROJECT	\$1,785	\$0	(\$25,000)	\$0	(\$58,521)	\$0	\$0

JAIL - GENERAL

022900

DEPARTMENTAL FUNCTIONS

The jail budget covers the costs of civilian custody staff including 22 Correctional Officers (CO) and a Records Clerk. Additionally, Jail General covers the cost of services, supplies, household equipment, fire, and safety equipment maintenance, and mandated training. Costs for three (3) Correctional Officer positions are offset using AB443-Sheriff's Rural funding.

The Jail has experienced some turnover this year. While two (2) positions remain frozen. We have (1) entry-level Correctional Officer hired that needs to attend the Riverside County Corrections Core Academy. Annual training consists of 24 hours minimum for recertification at a cost of about \$809 per person. In most cases this training is conducted in-house by use of Corrections One online training program. The majority of corrections staff must attend this annual training. The costs and logistics of sending an average of 15-20 staff through annual training is considerable. Some of these costs are offset through Standard of Training for Corrections (STC), which provides about \$15,000 in subvention funding annually. Additional funding for training has been greatly reduced this year due to an increase in in-house training. Recruitment costs must also be considered, with the average cost of \$2,000 per individual for physical, psychological assessment and background investigations.

Court security continues to be the responsibility of the custody division. Fiscal Year 2021-2022 funding for two (2) bailiff positions comes from monies allocated through AB 118 Public Safety Realignment in the amount estimated at \$370,000. This funding covers the costs of two bailiffs. It also covers the costs of one (1) Correctional Officer or Deputy only for the duration of the time they are present in the courtroom. It does not cover the costs of additional bailiffs when multiple courts are in session or the transportation officers who, in addition to transporting inmates to and from court, must also remain and provide security while the inmates are there. Demands for additional manpower from the court are difficult at best to plan for, with trials scheduled, then often continued. Lengthy jury trials and last minute changes to the court schedule can create a sudden demand for manpower. In the past, those demands could only be satisfied by re-assigning patrol personnel and custody personnel to court security. We have been able to offset the strain on patrol services, with the creation of the Senior Reserve Deputy Sheriff classification. These Senior Reserves now augment existing court personnel when needed as bailiff, and transportation and courtroom security, allowing the custody division greater flexibility in focusing resources on our jail population where security concerns are heightened due to the increased level of prisoner sophistication since State Public Realignment took effect in 2011.

MAJOR ACCOMPLISHMENTS IN FISCAL YEAR 2021-2022

- Utilization of Correctional Range Masters to provide basic firearms training for Sheriff's personnel
- Recruitment of Correctional Officers to meet staffing levels necessary for safe operations of the jail
- Continued work through Re-entry Coordinator to work directly with inmates, program providers, probationers
- Continuation of PoliceOne online STC training program for Correctional Officers to increase in-house training
- Began upgrade County Radio system, utilizing AB109 funds

GOALS FOR FISCAL YEAR 2022-2023

- Meet annual STC training requirements with little to no outside training
- Continue to increase number of inmate programs provided

- Operate successfully on a reduced budget for personnel and equipment
- Complete upgrade County Radio system, utilizing AB109 funds
- Create virtual meeting space for inmates, utilizing AB109 funds

DEPARTMENTAL BUDGET REQUEST FOR FISCAL YEAR 2022-2023

The Department's Fiscal Year 2022-2023 Requested Budget represents an overall increase of \$343,212 in expenditures, and an increase of \$23,089 in revenues, when compared to the Fiscal Year 2021-2022 Board Approved Budget. As a result, the Requested Net County Cost is increased by \$320,123.

MOU increases; four (4) vacant correctional officer positions include core academy training, travel and gear increases in request.

Personnel Costs increased by \$229,911 compared to the Fiscal Year 2021-2022 Board Approved Budget, due to MOU salary increases.

Revenues

4486 (AB443 - SHERIFF) increased by \$9,322: Increased to reimburse CO salary increases; **4821** (INTRA COUNTY CHARGES) increased by \$49,544: CO salary increase AB109 reimbursement; **4998** (OPERATING TRANSFERS IN) decreased by \$33,777: Recommended by budget team; **4959** (MISCELLANEOUS REVENUE) decreased by \$2,000: Based on prior years.

Personnel

The Department's Requested Budget represents no change in the number of fulltime equivalent (FTE) positions that are supported by this budget.

Authorized strength remains the same. There are four (4) vacant correctional officer positions going into Fiscal Year 2022-2023 that may be lateral hires, but more likely new hires requiring core training and equipment.

Services & Supplies

5112 (PERSONAL & SAFETY EQUIPMENT) increased by \$17,793: Glove and mask cost increase remaining in compliance with state guidelines; increase in vest costs for new hires and replacements; **5114** (INMATE CLOTHING) increased by \$1,000: Based on prior year actuals; **5132** (JAIL-HOUSEHOLD) increased by \$7,000: Increase in cleaning, health & safety and mattresses for inmates; **5211** (MEMBERSHIPS) increased by \$810: Annual increases to memberships; **5232** (OFFICE & OTHER EQUIP < \$5,000) increased by \$2,500: Replacement of worn chairs and cover for Gator; **5265** (PROFESSIONAL & SPECIAL SERVICE) decreased by \$25,077: Based on prior year actuals; **5281** (RENTS & LEASES-EQUIPMENT) decreased by \$500: Based on prior year actuals; **5311** (GENERAL OPERATING EXPENSE) increased by \$2,030: Rising operating costs; **5331** (TRAVEL EXPENSE) increased by \$18,255: Four (4) CO core academy, per diem, room and board.

Support & Care of Persons

(There are no changes in this object category from the previous fiscal year.)

Fixed Assets

5650 (EQUIPMENT) decreased by \$6,500: Equipment request moved to Jail Security.

FISCAL YEAR 2022-2023 REDUCTION IMPACTS TO BASE BUDGET

Reduced equipment replacement, reduced skill-building training requests; virtual training options requested to maintain compliance with state and local standards and mandates

FISCAL YEAR 2022-2023 STATE/FEDERAL FUNDING SUMMARY

\$304,044 in AB109 CCP state funding community corrections and \$392,487 in AB443 state Rural and Small County funding offsets 5 CO salaries and inmate costs, reducing the impact on the general fund.

FISCAL YEAR 2022-2023 REGULATORY COMPLIANCE SUMMARY

N/A

MAJOR POLICY CONSIDERATIONS BEING REQUESTED

N/A

COUNTY OF INYO
BUD002A - BUDGET REQUESTS

RUNDATE: 06/30/2022 TODAY'S DATE: 09/02/2022

FOR FISCAL YEARS: 07/01/2020 - 06/30/23

	YTD ACTUALS 06/30/2021	BOARD APPROVED 06/30/2022	WORKING BUDGET 06/30/2022	YTD ACTUALS 06/30/2022	DEPT REQUESTED 06/30/2023	CAO RECOMM 06/30/2023	BOARD APPROVED 06/30/2023
BUDGET UNIT: 022900 JAIL - GENERAL							
FUND: 0001 GENERAL FUND							
REVENUES:							
4485 - STATE - PUBLIC SAFETY SERVICES	\$514,418	\$490,000	\$490,000	\$501,927	\$490,000	\$600,000	\$0
4486 - AB443 - SHERIFF	\$286,372	\$383,165	\$383,165	\$288,391	\$392,487	\$392,487	\$0
4552 - FEDERAL OTHER	\$176,135	\$0	\$21,328	\$21,327	\$0	\$0	\$0
AID FROM OTHER GOVT AGENCIES	\$976,926	\$873,165	\$894,493	\$811,646	\$882,487	\$992,487	\$0
4676 - RESTITUTION	\$129	\$0	\$115	\$115	\$0	\$0	\$0
4691 - JAIL BOOKING FEES	\$3,522	\$3,500	\$3,500	\$3,522	\$3,500	\$3,500	\$0
4821 - INTRA COUNTY CHARGES	\$56,132	\$254,500	\$254,500	\$209,047	\$304,044	\$60,000	\$0
CHARGES FOR CURRENT SERVICES	\$59,784	\$258,000	\$258,115	\$212,684	\$307,544	\$63,500	\$0
4998 - OPERATING TRANSFERS IN	\$23,570	\$33,777	\$33,777	\$18,207	\$0	\$0	\$0
OTHER FINANCING SOURCES	\$23,570	\$33,777	\$33,777	\$18,207	\$0	\$0	\$0
4959 - MISCELLANEOUS REVENUE	\$400	\$2,000	\$500	\$0	\$0	\$0	\$0
OTHER REVENUE	\$400	\$2,000	\$500	\$0	\$0	\$0	\$0
TOTAL REVENUES:	\$1,060,681	\$1,166,942	\$1,186,885	\$1,042,538	\$1,190,031	\$1,055,987	\$0
EXPENSES:							
5001 - SALARIED EMPLOYEES	\$1,464,519	\$1,661,567	\$1,568,485	\$1,342,502	\$1,777,113	\$1,658,999	\$0
5003 - OVERTIME	\$54,300	\$113,090	\$145,000	\$151,333	\$134,264	\$134,264	\$0
5004 - STANDBY TIME	\$888	\$2,086	\$2,086	\$380	\$386	\$386	\$0
5005 - HOLIDAY OVERTIME	\$523	\$283	\$283	\$0	\$1,605	\$1,605	\$0
5021 - RETIREMENT & SOCIAL SECURITY	\$116,744	\$141,857	\$141,857	\$115,333	\$151,318	\$141,659	\$0
5022 - PERS RETIREMENT	\$200,756	\$204,696	\$204,696	\$157,941	\$195,309	\$184,495	\$0
5024 - RETIREMENT-UNFUNDED LIAB	\$278,700	\$284,607	\$284,607	\$284,607	\$321,006	\$321,006	\$0
5031 - MEDICAL INSURANCE	\$215,579	\$282,379	\$282,379	\$204,327	\$352,943	\$307,328	\$0
5032 - DISABILITY INSURANCE	\$15,629	\$22,028	\$22,028	\$16,844	\$21,595	\$20,217	\$0
5033 - SHERIFF DEPUTIES DISABILITY	\$71	\$72	\$72	\$59	\$72	\$72	\$0
5034 - EDUCATION REIMBURSEMENT	\$700	\$700	\$700	\$350	\$700	\$700	\$0
5043 - OTHER BENEFITS	\$42,954	\$44,164	\$47,000	\$42,515	\$26,114	\$26,114	\$0

COUNTY OF INYO
BUD002A - BUDGET REQUESTS

RUNDATE: 06/30/2022 TODAY'S DATE: 09/02/2022

FOR FISCAL YEARS: 07/01/2020 - 06/30/23

	YTD ACTUALS 06/30/2021	BOARD APPROVED 06/30/2022	WORKING BUDGET 06/30/2022	YTD ACTUALS 06/30/2022	DEPT REQUESTED 06/30/2023	CAO RECOMM 06/30/2023	BOARD APPROVED 06/30/2023
5111 - CLOTHING	\$13,754	\$17,252	\$17,252	\$15,729	\$22,267	\$20,256	\$0
SALARIES & BENEFITS	\$2,405,122	\$2,774,781	\$2,716,445	\$2,331,923	\$3,004,692	\$2,817,101	\$0
5112 - PERSONAL & SAFETY EQUIPMENT	\$15,721	\$18,000	\$25,155	\$12,090	\$35,793	\$35,793	\$0
5114 - INMATE CLOTHING	\$9,111	\$8,000	\$9,500	\$9,017	\$9,000	\$9,000	\$0
5132 - JAIL-HOUSEHOLD	\$95,296	\$92,000	\$93,311	\$94,196	\$99,000	\$92,000	\$0
5211 - MEMBERSHIPS	\$0	\$7,450	\$10,282	\$9,781	\$8,260	\$8,260	\$0
5232 - OFFICE & OTHER EQUIP < \$5,000	\$1,546	\$14,293	\$14,293	\$4,772	\$16,793	\$3,793	\$0
5265 - PROFESSIONAL & SPECIAL SERVICE	\$39,056	\$45,077	\$45,077	\$28,170	\$20,000	\$20,000	\$0
5281 - RENTS & LEASES-EQUIPMENT	\$0	\$500	\$500	\$0	\$0	\$0	\$0
5311 - GENERAL OPERATING EXPENSE	\$16,173	\$11,350	\$13,174	\$7,775	\$13,380	\$6,380	\$0
5331 - TRAVEL EXPENSE	\$2,464	\$25,000	\$48,228	\$26,198	\$43,255	\$25,000	\$0
SERVICES & SUPPLIES	\$179,370	\$221,670	\$259,520	\$192,002	\$245,481	\$200,226	\$0
5121 - INTERNAL CHARGES	\$155	\$262	\$0	\$0	\$200	\$200	\$0
5123 - TECH REFRESH EXPENSE	\$35,881	\$31,026	\$31,026	\$31,026	\$29,095	\$29,095	\$0
5128 - INTERNAL SHREDDING CHARGES	\$804	\$804	\$810	\$810	\$816	\$816	\$0
5129 - INTERNAL COPY CHARGES (NON-IS)	\$7,217	\$7,000	\$7,000	\$5,688	\$5,200	\$5,200	\$0
5152 - WORKERS COMPENSATION	\$58,073	\$74,373	\$74,373	\$74,373	\$133,922	\$133,922	\$0
5155 - PUBLIC LIABILITY INSURANCE	\$334,303	\$123,911	\$123,911	\$123,911	\$164,133	\$164,133	\$0
INTERNAL CHARGES	\$436,433	\$237,376	\$237,120	\$235,808	\$333,366	\$333,366	\$0
5650 - EQUIPMENT	\$16,201	\$6,500	\$6,500	\$5,813	\$0	\$0	\$0
FIXED ASSETS	\$16,201	\$6,500	\$6,500	\$5,813	\$0	\$0	\$0
TOTAL EXPENSES:	\$3,037,128	\$3,240,327	\$3,219,585	\$2,765,548	\$3,583,539	\$3,350,693	\$0
BUDGET UNIT: 022900 JAIL - GENERAL	(\$1,976,446)	(\$2,073,385)	(\$2,032,700)	(\$1,723,009)	(\$2,393,508)	(\$2,294,706)	\$0

JAIL - SAFETY PERSONNEL

022910

DEPARTMENTAL FUNCTIONS

The Jail Safety budget covers the cost of nine sworn positions, comprised of the Undersheriff, Jail Lieutenant, Jail Sergeant, five Corporals (including two Bailiffs), and one Deputy Sheriff. These sworn positions function primarily in administrative, managerial and supervisory roles in the jail. The Standards of Training for Corrections requires facility managers and administrator positions for all custody facilities. In addition, the California Penal Code mandates that sworn personnel make decisions regarding certain critical custody procedures. Accordingly, the Undersheriff is assigned the administrative role, one Lieutenant is assigned the managerial responsibilities and one Sergeant is the jail supervisor, responsible for direct oversight of the five Corporals and the daily operations of the jail. The Corporals are team supervisors, and keeping with the team structure, Correctional Officers default to the role of Officer in Charge (OIC) in the absence of a Corporal. The supervisorial structure is critical given the statutory mandates and the continued loss of experience due to retirements and transfers. The Sheriff Deputies and Corporals must also respond to the court for Bailiff duty when necessary. There is one Corporal and Deputy assigned full time to the courts as Bailiffs. The two Bailiff positions receive reimbursement funding from AB 118 Local Revenue Fund 2011, Trial Court Security Account. This year we anticipate receiving \$300,000 based on salary costs for the two Bailiff positions and if necessary the cost of hourly pay for qualified reserve deputies acting in a Bailiff capacity.

MAJOR ACCOMPLISHMENTS IN FISCAL YEAR 2021-2022

- Utilized outside inmate community work crews funded through AB 109 funds
- Continued to provide a high level of service to Superior Court
- Continued utilization of online Standard of Training for Corrections (STC) annual training for corrections

GOALS FOR FISCAL YEAR 2022-2023

- Further expand inmate programs in the jail
- Continue to achieve mandatory training requirements utilizing online training programs.

DEPARTMENTAL BUDGET REQUEST FOR FISCAL YEAR 2022-2023

The Department's Fiscal Year 2022-2023 Requested Budget represents an overall increase of \$40,685 in expenditures, and a decrease of \$3,000 in revenues, when compared to the Fiscal Year 2021-2022 Board Approved Budget. As a result, the Requested Net County Cost is increased by \$43,685.

Personnel Costs increased by \$26,195 compared to the Fiscal Year 2021-2022 Board Approved Budget, due to DSA/LEAA MOU increases.

Revenues

4825 (OTHER CURRENT CHARGES) decreased by \$3,000: Prior years actuals.

Personnel

The Department's Requested Budget represents no change in the number of fulltime equivalent (FTE) positions that are supported by this budget.

No changes

Services & Supplies

5331 (TRAVEL EXPENSE) increased by \$500: Prisoner transports.

Support & Care of Persons

(There are no changes in this object category from the previous fiscal year.)

Fixed Assets

(There are no changes in this object category from the previous fiscal year.)

FISCAL YEAR 2022-2023 REDUCTION IMPACTS TO BASE BUDGET

N/A

FISCAL YEAR 2022-2023 STATE/FEDERAL FUNDING SUMMARY

N/A

FISCAL YEAR 2022-2023 REGULATORY COMPLIANCE SUMMARY

N/A

MAJOR POLICY CONSIDERATIONS BEING REQUESTED

N/A

COUNTY OF INYO
BUD002A - BUDGET REQUESTS

RUNDATE: 06/30/2022 TODAY'S DATE: 09/02/2022

FOR FISCAL YEARS: 07/01/2020 - 06/30/23

	YTD ACTUALS 06/30/2021	BOARD APPROVED 06/30/2022	WORKING BUDGET 06/30/2022	YTD ACTUALS 06/30/2022	DEPT REQUESTED 06/30/2023	CAO RECOMM 06/30/2023	BOARD APPROVED 06/30/2023
BUDGET UNIT: 022910 JAIL - SAFETY PERSONNEL							
FUND: 0001 GENERAL FUND							
REVENUES:							
4460 - REALIGNMENT - 2011	\$315,291	\$300,000	\$289,000	\$322,278	\$300,000	\$364,756	\$0
AID FROM OTHER GOVT AGENCIES	\$315,291	\$300,000	\$289,000	\$322,278	\$300,000	\$364,756	\$0
4825 - OTHER CURRENT CHARGES	\$1,981	\$4,000	\$1,000	\$367	\$1,000	\$1,000	\$0
CHARGES FOR CURRENT SERVICES	\$1,981	\$4,000	\$1,000	\$367	\$1,000	\$1,000	\$0
TOTAL REVENUES:	<u>\$317,272</u>	<u>\$304,000</u>	<u>\$290,000</u>	<u>\$322,645</u>	<u>\$301,000</u>	<u>\$365,756</u>	<u>\$0</u>
EXPENSES:							
5001 - SALARIED EMPLOYEES	\$788,386	\$855,636	\$831,968	\$747,742	\$841,265	\$721,174	\$0
5003 - OVERTIME	\$72,110	\$105,000	\$105,000	\$68,215	\$114,250	\$109,746	\$0
5004 - STANDBY TIME	\$3,002	\$6,258	\$6,258	\$2,340	\$1,158	\$1,158	\$0
5021 - RETIREMENT & SOCIAL SECURITY	\$12,982	\$61,165	\$61,165	\$12,171	\$60,900	\$49,894	\$0
5022 - PERS RETIREMENT	\$238,035	\$252,742	\$252,742	\$202,900	\$210,216	\$199,412	\$0
5023 - RETIREMENT SAFETY-SIDE FUND	\$98,809	\$102,138	\$102,138	\$102,138	\$105,393	\$105,393	\$0
5024 - RETIREMENT-UNFUNDED LIAB	\$344,939	\$358,701	\$358,701	\$358,475	\$404,323	\$404,323	\$0
5031 - MEDICAL INSURANCE	\$135,128	\$136,033	\$136,033	\$128,240	\$162,899	\$118,293	\$0
5032 - DISABILITY INSURANCE	\$9,243	\$11,260	\$11,260	\$9,122	\$10,693	\$10,693	\$0
5033 - SHERIFF DEPUTIES DISABILITY	\$2,601	\$2,714	\$2,714	\$2,524	\$2,714	\$2,714	\$0
5034 - EDUCATION REIMBURSEMENT	\$0	\$350	\$350	\$0	\$350	\$350	\$0
5043 - OTHER BENEFITS	\$16,354	\$4,332	\$14,000	\$13,749	\$8,363	\$8,363	\$0
5111 - CLOTHING	\$7,601	\$7,623	\$7,623	\$7,153	\$7,623	\$7,623	\$0
SALARIES & BENEFITS	\$1,729,195	\$1,903,952	\$1,889,952	\$1,654,774	\$1,930,147	\$1,739,136	\$0
5331 - TRAVEL EXPENSE	\$430	\$500	\$500	\$534	\$1,000	\$1,000	\$0
SERVICES & SUPPLIES	\$430	\$500	\$500	\$534	\$1,000	\$1,000	\$0
5152 - WORKERS COMPENSATION	\$25,144	\$16,687	\$16,687	\$16,687	\$28,956	\$28,956	\$0
5155 - PUBLIC LIABILITY INSURANCE	\$13,512	\$21,864	\$21,864	\$21,864	\$23,585	\$23,585	\$0
INTERNAL CHARGES	\$38,656	\$38,551	\$38,551	\$38,551	\$52,541	\$52,541	\$0

COUNTY OF INYO

BUD002A - BUDGET REQUESTS

RUNDATE: 06/30/2022 TODAY'S DATE: 09/02/2022

FOR FISCAL YEARS: 07/01/2020 - 06/30/23

	YTD ACTUALS 06/30/2021	BOARD APPROVED 06/30/2022	WORKING BUDGET 06/30/2022	YTD ACTUALS 06/30/2022	DEPT REQUESTED 06/30/2023	CAO RECOMM 06/30/2023	BOARD APPROVED 06/30/2023
TOTAL EXPENSES:	\$1,768,281	\$1,943,003	\$1,929,003	\$1,693,859	\$1,983,688	\$1,792,677	\$0
BUDGET UNIT: 022910 JAIL - SAFETY PERSONNEL	(\$1,451,008)	(\$1,639,003)	(\$1,639,003)	(\$1,371,213)	(\$1,682,688)	(\$1,426,921)	\$0

JAIL - STC

022920

DEPARTMENTAL FUNCTIONS

Standards and Training for Corrections (STC) is the regulatory arm of the Board of State and Community Corrections (BSCC) for training standards for county jail facilities. STC conducts annual audits of the county and annual training standards. STC provided subvention funding for the requisite entry-level and annual training. The subvention monies represent a minor percentage of the overall training costs borne by this department. STC funding offsets the training cost to the Jail-General budget.

MAJOR ACCOMPLISHMENTS IN FISCAL YEAR 2021-2022

- Continuation of in-house courses/trainings offered to corrections and sworn personnel.
- Achieved 100% compliance with STC training requirements this fiscal year
- Two correctional officers graduated from academy and have joined the jail team

GOALS FOR FISCAL YEAR 2022-2023

- Continuation of in-house courses/trainings offered to corrections and sworn personnel
- Meet or exceed all regulatory mandates by STC and receive notification of compliance
- Continue online STC training to further reduce training costs
- Catch up of mandatory training where not available online.
- Successfully recruit correctional officers to fill vacancies in the jail.

DEPARTMENTAL BUDGET REQUEST FOR FISCAL YEAR 2022-2023

The Department's Fiscal Year 2022-2023 Requested Budget represents an overall increase of \$10,970 in expenditures, and an increase of \$2,808 in revenues, when compared to the Fiscal Year 2021-2022 Board Approved Budget. As a result, the Requested Net County Cost is increased by \$8,162.

Personnel Costs did not change compared to the Fiscal Year 2021-2022 Board Approved Budget.

Revenues

4483 (STANDARDS & TRAIN FOR CORRECT) increased by \$2,808: Annual allocation increased based on FTE.

Personnel

The Department's Requested Budget represents no change in the number of fulltime equivalent (FTE) positions that are supported by this budget.

N/A

Services & Supplies

5311 (GENERAL OPERATING EXPENSE) increased by \$970: Estimate for online training membership; **5331** (TRAVEL EXPENSE) increased by \$10,000: Academy estimate for our (4) vacant correctional officer positions.

Support & Care of Persons

(There are no changes in this object category from the previous fiscal year.)

Fixed Assets

(There are no changes in this object category from the previous fiscal year.)

FISCAL YEAR 2022-2023 REDUCTION IMPACTS TO BASE BUDGET

N/A

FISCAL YEAR 2022-2023 STATE/FEDERAL FUNDING SUMMARY

Standards and Training for Corrections (STC) is the regulatory arm of BSCC for training standards for county jail facilities. STC provides subvention funding for the requisite entry-level and annual training needs associated with running the county jail.

FISCAL YEAR 2022-2023 REGULATORY COMPLIANCE SUMMARY

N/A

MAJOR POLICY CONSIDERATIONS BEING REQUESTED

N/A

COUNTY OF INYO
BUD002A - BUDGET REQUESTS

RUNDATE: 06/30/2022 TODAY'S DATE: 09/02/2022

FOR FISCAL YEARS: 07/01/2020 - 06/30/23

	YTD ACTUALS 06/30/2021	BOARD APPROVED 06/30/2022	WORKING BUDGET 06/30/2022	YTD ACTUALS 06/30/2022	DEPT REQUESTED 06/30/2023	CAO RECOMM 06/30/2023	BOARD APPROVED 06/30/2023
BUDGET UNIT: 022920 JAIL - STC							
FUND: 0001 GENERAL FUND							
REVENUES:							
4483 - STANDARDS & TRAIN FOR CORRECT AID FROM OTHER GOVT AGENCIES	\$7,313 \$7,313	\$15,600 \$15,600	\$6,396 \$6,396	\$6,395 \$6,395	\$18,408 \$18,408	\$18,408 \$18,408	\$0 \$0
4998 - OPERATING TRANSFERS IN OTHER FINANCING SOURCES	\$0 \$0	\$0 \$0	\$0 \$0	\$0 \$0	\$0 \$0	\$10,000 \$10,000	\$0 \$0
TOTAL REVENUES:	<u>\$7,313</u>	<u>\$15,600</u>	<u>\$6,396</u>	<u>\$6,395</u>	<u>\$18,408</u>	<u>\$28,408</u>	<u>\$0</u>
EXPENSES:							
5311 - GENERAL OPERATING EXPENSE	\$2,820	\$2,000	\$0	\$0	\$2,970	\$2,970	\$0
5331 - TRAVEL EXPENSE SERVICES & SUPPLIES	\$3,251 \$6,071	\$14,000 \$16,000	\$6,796 \$6,796	\$15,605 \$15,605	\$24,000 \$26,970	\$24,000 \$26,970	\$0 \$0
TOTAL EXPENSES:	<u>\$6,071</u>	<u>\$16,000</u>	<u>\$6,796</u>	<u>\$15,605</u>	<u>\$26,970</u>	<u>\$26,970</u>	<u>\$0</u>
BUDGET UNIT: 022920 JAIL - STC	\$1,241	(\$400)	(\$400)	(\$9,209)	(\$8,562)	\$1,438	\$0

JAIL SECURITY PROJECT

022706

DEPARTMENTAL FUNCTIONS

During the 2010-2011 fiscal year, a new cutting edge surveillance and control system was installed at the Inyo County Jail and Administration facility. The contractor, American Security Systems, customized and installed the system based on the needs identified by Sheriff Personnel. The server operated system is comprised of 92 cameras, high definition color cameras, numerous hi-definition screens and door scanners for employee access into and throughout the Jail and Administration facility. This system provided exterior and interior camera surveillance of the Jail and Administrative facility. It controls ingress to the facility through the use of entrance cards issued to essential personnel. All activity controlled and monitored through this system is recorded and stored in a massive database and can be retrieved for auditing or evidentiary purposes. This system has greatly enhanced the security of the jail and Sheriff personnel as well as the general public who conduct business at our facilities. The system also has the flexibility to grow not only at the current physical location, but remotely, such as the court house or other critical areas when and if a need is identified.

MAJOR ACCOMPLISHMENTS IN FISCAL YEAR 2021-2022

- This system continued to provide enhanced security for inmates, visiting members of the public and county.
- Continued replacement of aging equipment when it failed and in some cases prior to the equipment failing.

GOALS FOR FISCAL YEAR 2022-2023

- Continue maintenance and service contract through the end of the fiscal year
- Continued replacement of aging equipment when it fails
- Replace and update security gates at the jail

DEPARTMENTAL BUDGET REQUEST FOR FISCAL YEAR 2022-2023

The Department's Fiscal Year 2022-2023 Requested Budget represents an overall increase of \$85,656 in expenditures, and a decrease of \$19,844 in revenues, when compared to the Fiscal Year 2021-2022 Board Approved Budget. As a result, the Requested Net County Cost is increased by \$105,500.

Operating transfers recommended by Budget Team. Funds from Sheriff AB443 funds are transferred to the operating budget in arrears. No general funds.

Personnel Costs did not change compared to the Fiscal Year 2021-2022 Board Approved Budget.

Revenues

4998 (OPERATING TRANSFERS IN) decreased by \$19,844: The Budget Team makes operating transfer recommendations.

Personnel

The Department's Requested Budget represents no change in the number of fulltime equivalent (FTE) positions that are supported by this budget.

No personnel cost in this budget

Services & Supplies

5265 (PROFESSIONAL & SPECIAL SERVICE) increased by \$25,656: Estimated cost increase for year to year maintenance, Siemen's annual maintenance from Jail General.

Support & Care of Persons

(There are no changes in this object category from the previous fiscal year.)

Fixed Assets

5650 (EQUIPMENT) increased by \$60,000: Replace security gates at the Jail.

FISCAL YEAR 2022-2023 REDUCTION IMPACTS TO BASE BUDGET

N/A

FISCAL YEAR 2022-2023 STATE/FEDERAL FUNDING SUMMARY

The Jail Security system is funded by AB443 Rural Small County Assistance

FISCAL YEAR 2022-2023 REGULATORY COMPLIANCE SUMMARY

N/A

MAJOR POLICY CONSIDERATIONS BEING REQUESTED

N/A

COUNTY OF INYO
BUD002A - BUDGET REQUESTS

RUNDATE: 06/30/2022 TODAY'S DATE: 09/02/2022

FOR FISCAL YEARS: 07/01/2020 - 06/30/23

	YTD ACTUALS 06/30/2021	BOARD APPROVED 06/30/2022	WORKING BUDGET 06/30/2022	YTD ACTUALS 06/30/2022	DEPT REQUESTED 06/30/2023	CAO RECOMM 06/30/2023	BOARD APPROVED 06/30/2023
BUDGET UNIT: 022706 JAIL SECURITY PROJECT							
FUND: 0001 GENERAL FUND							
REVENUES:							
4998 - OPERATING TRANSFERS IN	\$14,009	\$19,844	\$19,844	\$9,258	\$0	\$105,500	\$0
OTHER FINANCING SOURCES	\$14,009	\$19,844	\$19,844	\$9,258	\$0	\$105,500	\$0
TOTAL REVENUES:	<u>\$14,009</u>	<u>\$19,844</u>	<u>\$19,844</u>	<u>\$9,258</u>	<u>\$0</u>	<u>\$105,500</u>	<u>\$0</u>
EXPENSES:							
5232 - OFFICE & OTHER EQUIP < \$5,000	\$0	\$0	\$1,100	\$1,084	\$0	\$0	\$0
5265 - PROFESSIONAL & SPECIAL SERVICE SERVICES & SUPPLIES	\$14,009	\$19,844	\$18,744	\$13,341	\$45,500	\$45,500	\$0
	\$14,009	\$19,844	\$19,844	\$14,425	\$45,500	\$45,500	\$0
5650 - EQUIPMENT FIXED ASSETS	\$0	\$0	\$0	\$0	\$60,000	\$60,000	\$0
	\$0	\$0	\$0	\$0	\$60,000	\$60,000	\$0
TOTAL EXPENSES:	<u>\$14,009</u>	<u>\$19,844</u>	<u>\$19,844</u>	<u>\$14,425</u>	<u>\$105,500</u>	<u>\$105,500</u>	<u>\$0</u>
BUDGET UNIT: 022706 JAIL SECURITY PROJECT	\$0	\$0	\$0	(\$5,167)	(\$105,500)	\$0	\$0

KITCHEN SERVICES

022701

DEPARTMENTAL FUNCTIONS

The Kitchen Services budget covers the costs of Kitchen staff comprised of a Food Services Supervisor, three full-time cooks and a percentage of the Administrative Assistant, Office Technician, and Jail Lieutenant Salaries, whom provide administrative support and supervision to kitchen staff.

Kitchen Services also covers the cost of nutritional requirements, training, equipment, equipment maintenance, cleaning supplies, and food for inmates incarcerated in the county jail. The Kitchen Services staff supplies all meals for the inmates of the Inyo County Jail, Inyo County Juvenile Detention Facility and is responsible for all of the equipment and supplies related to the ordering, preparation, serving, storage and disposal of food items.

The kitchen staff are required to maintain nutritional standards and must undergo an annual menu audit created to ensure compliance with Title 15. The kitchen is inspected by Environmental Health Services and must maintain sanitary working conditions the same as any commercial facility.

In addition to the day-to-day operation of the kitchen, the facility and staff provide food and supplies for special law enforcement operations such as Search and Rescue, Special Enforcement Detail, drug eradication, probation or parole sweeps, and emergency incidents.

MAJOR ACCOMPLISHMENTS IN FISCAL YEAR 2021-2022

- Continued to operate food services without the part time cook position, creating cost savings to the County of Inyo.
- Operated within mandates of COVID-19 protocols.
- Met all Title 15 requirements for adult and juvenile facilities.
- Was able to sustain operations over COVID-19 pandemic despite increased food costs and shortages due to having a large stock of inventory.

GOALS FOR FISCAL YEAR 2022-2023

- Look for cost savings without compromising quality and nutrition. Especially due to rapid inflation of almost all goods.
- Continue to provide Title 15 requirements for adult and juvenile facilities
- Replenish stock of depleted emergency items due to COVID-19 shortages.

DEPARTMENTAL BUDGET REQUEST FOR FISCAL YEAR 2022-2023

The Department's Fiscal Year 2022-2023 Requested Budget represents an overall increase of \$138,594 in expenditures, and an increase of \$0 in revenues, when compared to the Fiscal Year 2021-2022 Board Approved Budget. As a result, the Requested Net County Cost is increased by \$138,594.

The department struggled to operate within the approved budget for 2021-2022. Some costs were spread to other budgets to meet the budget restrictions. During the COVID-19 pandemic, costs have continually increased for food and supplies. Food and supplies have also been a challenge to keep in stock/order. We have substantially depleted the inventory we had on hand for emergencies. Additionally, the inflation prices so far this year have exploded. Therefore we are requesting a slight budget increase to operate within budget.

Personnel Costs increased by \$48,475 compared to the Fiscal Year 2021-2022 Board Approved Budget, due to increased costs from MOU increases and retirement costs..

Revenues

(There are no changes in this object category from the previous fiscal year.)

Personnel

The Department's Requested Budget represents no change in the number of fulltime equivalent (FTE) positions that are supported by this budget.

No change

Services & Supplies

5131 (FOOD & HOUSEHOLD SUPPLIES) increased by \$88,000: Continued increased costs for food items; **5265** (PROFESSIONAL & SPECIAL SERVICE) decreased by \$20: Adjusted in line with actual expenses; **5311** (GENERAL OPERATING EXPENSE) increased by \$30: Increased costs of general supplies.

Support & Care of Persons

(There are no changes in this object category from the previous fiscal year.)

Fixed Assets

(There are no changes in this object category from the previous fiscal year.)

FISCAL YEAR 2022-2023 REDUCTION IMPACTS TO BASE BUDGET

Significant cost increases to food supplies and product availability are inhibiting our kitchen staff to meet nutrition requirements, keeping emergency supplies on hand, and staying within budget limits.

FISCAL YEAR 2022-2023 STATE/FEDERAL FUNDING SUMMARY

N/A

FISCAL YEAR 2022-2023 REGULATORY COMPLIANCE SUMMARY

\$1,000 is requested to find and bring in a new Nutritionist to meet Title 15 requirements. We are requesting an increase in the food line item to maintain compliance with nutritional guidelines with the significant cost increases and limited availability of items.

MAJOR POLICY CONSIDERATIONS BEING REQUESTED

N/A

COUNTY OF INYO
BUD002A - BUDGET REQUESTS

RUNDATE: 06/30/2022 TODAY'S DATE: 09/02/2022

FOR FISCAL YEARS: 07/01/2020 - 06/30/23

	YTD ACTUALS 06/30/2021	BOARD APPROVED 06/30/2022	WORKING BUDGET 06/30/2022	YTD ACTUALS 06/30/2022	DEPT REQUESTED 06/30/2023	CAO RECOMM 06/30/2023	BOARD APPROVED 06/30/2023
BUDGET UNIT: 022701 KITCHEN SERVICES							
FUND: 0001 GENERAL FUND							
REVENUES:							
4999 - PRIOR YEARS REIMBURSEMENTS	\$0	\$0	\$0	\$315	\$0	\$0	\$0
OTHER REVENUE	\$0	\$0	\$0	\$315	\$0	\$0	\$0
TOTAL REVENUES:	\$0	\$0	\$0	\$315	\$0	\$0	\$0
EXPENSES:							
5001 - SALARIED EMPLOYEES	\$197,302	\$226,199	\$200,337	\$203,769	\$239,271	\$239,271	\$0
5003 - OVERTIME	\$19,688	\$19,000	\$34,000	\$33,603	\$22,951	\$22,951	\$0
5004 - STANDBY TIME	\$223	\$200	\$450	\$380	\$386	\$386	\$0
5005 - HOLIDAY OVERTIME	\$2,030	\$1,975	\$1,975	\$764	\$4,497	\$4,497	\$0
5012 - PART TIME EMPLOYEES	\$14,100	\$0	\$3,112	\$3,112	\$0	\$0	\$0
5021 - RETIREMENT & SOCIAL SECURITY	\$16,051	\$19,643	\$19,643	\$16,489	\$20,455	\$20,455	\$0
5022 - PERS RETIREMENT	\$29,107	\$31,126	\$31,126	\$27,810	\$31,854	\$31,854	\$0
5024 - RETIREMENT-UNFUNDED LIAB	\$47,611	\$48,620	\$48,620	\$48,620	\$54,838	\$54,838	\$0
5031 - MEDICAL INSURANCE	\$50,710	\$54,625	\$66,225	\$67,701	\$82,456	\$82,456	\$0
5032 - DISABILITY INSURANCE	\$2,300	\$3,081	\$3,081	\$2,556	\$2,974	\$2,974	\$0
5033 - SHERIFF DEPUTIES DISABILITY	\$71	\$72	\$72	\$59	\$72	\$72	\$0
5042 - SICK LEAVE BUY OUT	\$928	\$0	\$0	\$0	\$0	\$0	\$0
5043 - OTHER BENEFITS	\$6,632	\$9,386	\$5,286	\$2,589	\$2,648	\$2,648	\$0
5111 - CLOTHING	\$203	\$201	\$201	\$163	\$201	\$201	\$0
SALARIES & BENEFITS	\$386,961	\$414,128	\$414,128	\$407,619	\$462,603	\$462,603	\$0
5112 - PERSONAL & SAFETY EQUIPMENT	\$511	\$7,500	\$5,490	\$150	\$7,500	\$7,500	\$0
5131 - FOOD & HOUSEHOLD SUPPLIES	\$414,726	\$400,000	\$445,330	\$445,328	\$488,000	\$350,000	\$0
5171 - MAINTENANCE OF EQUIPMENT	\$3,632	\$3,000	\$3,600	\$2,172	\$3,000	\$3,000	\$0
5173 - MAINTENANCE OF EQUIPMENT-MATER	\$243	\$100	\$1,200	\$1,757	\$100	\$100	\$0
5232 - OFFICE & OTHER EQUIP < \$5,000	\$0	\$250	\$1,050	\$860	\$250	\$250	\$0
5265 - PROFESSIONAL & SPECIAL SERVICE	\$644	\$1,060	\$1,060	\$639	\$1,040	\$1,040	\$0
5311 - GENERAL OPERATING EXPENSE	\$63	\$500	\$500	\$0	\$530	\$530	\$0
5331 - TRAVEL EXPENSE	\$0	\$500	\$10	\$8	\$500	\$500	\$0

COUNTY OF INYO
BUD002A - BUDGET REQUESTS

RUNDATE: 06/30/2022 TODAY'S DATE: 09/02/2022

FOR FISCAL YEARS: 07/01/2020 - 06/30/23

	YTD ACTUALS 06/30/2021	BOARD APPROVED 06/30/2022	WORKING BUDGET 06/30/2022	YTD ACTUALS 06/30/2022	DEPT REQUESTED 06/30/2023	CAO RECOMM 06/30/2023	BOARD APPROVED 06/30/2023
SERVICES & SUPPLIES	\$419,821	\$412,910	\$458,240	\$450,917	\$500,920	\$362,920	\$0
5152 - WORKERS COMPENSATION	\$3,962	\$3,771	\$3,771	\$3,771	\$4,521	\$4,521	\$0
5155 - PUBLIC LIABILITY INSURANCE	\$2,771	\$5,868	\$5,868	\$5,868	\$7,227	\$7,227	\$0
INTERNAL CHARGES	\$6,733	\$9,639	\$9,639	\$9,639	\$11,748	\$11,748	\$0
TOTAL EXPENSES:	<u>\$813,516</u>	<u>\$836,677</u>	<u>\$882,007</u>	<u>\$868,175</u>	<u>\$975,271</u>	<u>\$837,271</u>	<u>\$0</u>
BUDGET UNIT: 022701 KITCHEN SERVICES	(\$813,516)	(\$836,677)	(\$882,007)	(\$867,860)	(\$975,271)	(\$837,271)	\$0

OFF HWY VEHICLE GRANT 22-23 623522

DEPARTMENTAL FUNCTIONS

This budget is for the disbursement of Off Highway Vehicle (OHV) Grant funds.

MAJOR ACCOMPLISHMENTS IN FISCAL YEAR 2021-2022

- Provided assistance with overtime for patrol hours
- Hosted OHV trainings for deputies charged with OHV enforcement. Trainings are hosted in a hybrid of virtual and practical in person instruction to accomodate COVID-19 protocols.
- Maintained OHV patrol equipment
- Added new Jeep Wrangler to OHV fleet

GOALS FOR FISCAL YEAR 2022-2023

- Purchase of an additional OHV enforcement vehicle
- Continue to maintain exististing OHV equipmen
- Continue patrol operations
- Continue to offer in-house OHV enforcement training

DEPARTMENTAL BUDGET REQUEST FOR FISCAL YEAR 2022-2023

The Department's Fiscal Year 2022-2023 Requested Budget represents an overall increase of \$0 in expenditures, and an increase of \$0 in revenues, when compared to the Fiscal Year 2021-2022 Board Approved Budget. As a result, the Requested Net County Cost is increased by \$0.

Personnel Costs did not change compared to the Fiscal Year 2021-2022 Board Approved Budget.

Revenues

(There are no changes in this object category from the previous fiscal year.)

Personnel

The Department's Requested Budget represents no change in the number of fulltime equivalent (FTE) positions that are supported by this budget.

A portion of the grant is used to offset overtime costs.

Services & Supplies

(There are no changes in this object category from the previous fiscal year.)

Support & Care of Persons

(There are no changes in this object category from the previous fiscal year.)

Fixed Assets

5650 (EQUIPMENT) increased by \$439: Cost plan correction.

FISCAL YEAR 2022-2023 REDUCTION IMPACTS TO BASE BUDGET

N/A

FISCAL YEAR 2022-2023 STATE/FEDERAL FUNDING SUMMARY

This grant is through the CA State Department of Parks and Recreation, OHV Division. The grant supports the planning, acquisition, development, maintenance, administration, operation, enforcement, restoration, and conservation of trails, areas, and other facilities associated with the use of OHV's, and programs involving OHV safety and education. The grant award is unpredictable, and competitive; therefore can change from year to year.

FISCAL YEAR 2022-2023 REGULATORY COMPLIANCE SUMMARY

N/A

MAJOR POLICY CONSIDERATIONS BEING REQUESTED

N/A

RAN
056610

DEPARTMENTAL FUNCTIONS

Purchase and maintenance of automated fingerprint equipment, digital image photographic equipment, and other equipment needed for identification of persons. Reimbursement to local agencies including the Sheriff, Probation, DA and Bishop PD for identification equipment costs.

MAJOR ACCOMPLISHMENTS IN FISCAL YEAR 2021-2022

- Reimbursed the Bishop PD for their CLETS lin
- Reimbursed the Probation and District Attorney's offices for their CLETS lines
- Purchased fingerprint supplies for the Sheriff's Evidence Tec
- Paid for the LiveScan maintenance agreements for the Jail, Sheriff's Records division and the Bishop PD

GOALS FOR FISCAL YEAR 2022-2023

- Continue to pay for the Jail, Sheriff's Records and Bishop PD LiveScan maintenance agreements
- Purchase in-car video cameras for the Probation Department
- Purchase fingerprint and other identification supplies for the Sheriff's Evidence Tech
- Purchase CellHawk annual subscription for District Attorney
- Purchase evidence drying rack for Bishop PD

DEPARTMENTAL BUDGET REQUEST FOR FISCAL YEAR 2022-2023

The Department's Fiscal Year 2022-2023 Requested Budget represents an overall decrease of \$13,494 in expenditures, and a decrease of \$13,494 in revenues, when compared to the Fiscal Year 2021-2022 Board Approved Budget. As a result, the Requested Net County Cost is increased by \$0.

Personnel Costs did not change compared to the Fiscal Year 2021-2022 Board Approved Budget.

Revenues

4214 (SUPERIOR COURT FINES) decreased by \$13,494: Annual amount approved by the RAN Board.

Personnel

The Department's Requested Budget represents no change in the number of fulltime equivalent (FTE) positions that are supported by this budget.

No personnel costs

Services & Supplies

5232 (OFFICE & OTHER EQUIP < \$5,000) increased by \$2,986: Change in equipment requests for the fiscal year; **5311** (GENERAL OPERATING EXPENSE) increased by \$5,740: Change in requests for the fiscal year; **5351** (UTILITIES) increased by \$3,980: Change in requests for the fiscal year.

Support & Care of Persons

(There are no changes in this object category from the previous fiscal year.)

Fixed Assets

5650 (EQUIPMENT) decreased by \$26,200: Change in equipment requests for the fiscal year.

FISCAL YEAR 2022-2023 REDUCTION IMPACTS TO BASE BUDGET

N/A

FISCAL YEAR 2022-2023 STATE/FEDERAL FUNDING SUMMARY

RAN funding is accumulated through court fines and vehicle registrations.

FISCAL YEAR 2022-2023 REGULATORY COMPLIANCE SUMMARY

Funding used for all costs associated with the identification of individuals, which costs may include the purchase and use of new technologies, facilities, and tools relating to the identification of individuals per Vehicle Code Section 9250.19, State of California.

MAJOR POLICY CONSIDERATIONS BEING REQUESTED

N/A

COUNTY OF INYO
BUD002A - BUDGET REQUESTS

RUNDATE: 06/30/2022 TODAY'S DATE: 09/02/2022

FOR FISCAL YEARS: 07/01/2020 - 06/30/23

	YTD ACTUALS 06/30/2021	BOARD APPROVED 06/30/2022	WORKING BUDGET 06/30/2022	YTD ACTUALS 06/30/2022	DEPT REQUESTED 06/30/2023	CAO RECOMM 06/30/2023	BOARD APPROVED 06/30/2023
BUDGET UNIT: 056610 RAN							
FUND: 0001 GENERAL FUND							
REVENUES:							
4214 - SUPERIOR COURT FINES	\$28,456	\$84,186	\$84,186	\$41,725	\$70,692	\$70,692	\$0
FINES & FORFEITURES	\$28,456	\$84,186	\$84,186	\$41,725	\$70,692	\$70,692	\$0
4998 - OPERATING TRANSFERS IN	\$5,751	\$0	\$0	\$0	\$0	\$0	\$0
OTHER FINANCING SOURCES	\$5,751	\$0	\$0	\$0	\$0	\$0	\$0
TOTAL REVENUES:	<u>\$34,208</u>	<u>\$84,186</u>	<u>\$84,186</u>	<u>\$41,725</u>	<u>\$70,692</u>	<u>\$70,692</u>	<u>\$0</u>
EXPENSES:							
5171 - MAINTENANCE OF EQUIPMENT	\$10,989	\$12,000	\$18,959	\$4,940	\$12,000	\$12,000	\$0
5232 - OFFICE & OTHER EQUIP < \$5,000	\$0	\$9,104	\$9,104	\$524	\$12,090	\$12,090	\$0
5311 - GENERAL OPERATING EXPENSE	\$2,552	\$6,550	\$6,550	\$3,510	\$12,290	\$12,290	\$0
5351 - UTILITIES	\$20,667	\$24,532	\$26,611	\$7,562	\$28,512	\$28,512	\$0
SERVICES & SUPPLIES	\$34,208	\$52,186	\$61,224	\$16,538	\$64,892	\$64,892	\$0
5650 - EQUIPMENT	\$0	\$32,000	\$32,000	\$27,686	\$5,800	\$5,800	\$0
FIXED ASSETS	\$0	\$32,000	\$32,000	\$27,686	\$5,800	\$5,800	\$0
TOTAL EXPENSES:	<u>\$34,208</u>	<u>\$84,186</u>	<u>\$93,224</u>	<u>\$44,224</u>	<u>\$70,692</u>	<u>\$70,692</u>	<u>\$0</u>
BUDGET UNIT: 056610 RAN	\$0	\$0	(\$9,038)	(\$2,498)	\$0	\$0	\$0

SHERIFF - SAFETY PERSONNEL

022710

DEPARTMENTAL FUNCTIONS

The Sheriff's Safety Budget includes personnel costs for the Sheriff and all safety personnel assigned to the Operations Division and the Support Services Division.

The Operations Division is overseen by one (1) Lieutenant and consists of personnel assigned to Patrol Services and Investigations.

Currently, Patrol Services has comprised of the following safety personnel: three (3) Sergeants, two (2) Corporals, and fifteen (15) Deputies. There is three (3) vacant Deputy position. Safety personnel assigned to Patrol Services provide law enforcement response to the public throughout the entire county. This public service includes 24-hour coverage in the valley and three (3) resident posts in the county's Tecopa-Shoshone and remote desert areas.

Currently, Investigations comprises one (1) Sergeant and three (3) Investigators. Safety personnel assigned to Investigations conduct major law enforcement investigations throughout the county beyond what is typically undertaken by Patrol Services. Investigators work with and coordinate with department personnel and outside agencies to investigate cases and solve crimes, including local, state, and federal agencies.

The Support Services Division is overseen by one (1) Lieutenant who currently has one (1) Sergeant to assist. The Support Services Division oversees department standards and training, OES-Homeland Security, Animal Services, grants, department vehicle and equipment maintenance, Communications/Dispatch, and the Carry Concealed Weapons (CCW) permit program.

In addition to those mentioned above, the Sheriff's Department has a Special Enforcement Detail (SED) comprised of safety personnel from Patrol Services, Investigations, and the Jail. Safety Personnel from Patrol Services, Investigations, and the Jail also volunteer to augment services such as the Off-Highway Vehicle (OHV) program, boat patrol, search and rescue, K9 program, community outreach, and providing local school districts with site security evaluations and recommendations.

MAJOR ACCOMPLISHMENTS IN FISCAL YEAR 2021-2022

- The Sheriff's Office has maintained 24 hour law enforcement coverage throughout the county while continually recruiting candidates to fill vacancies
- The Operations Division successfully continued the K9 program in order to enhance and support patrol services.
- The Sheriff's Office has been training Deputies to fill their roles within the department. We are currently in the recruitment process to fill authorized positions.
- The Sheriff's Office level of service to the community has continued and is progressing as personnel become more experienced. This is in light of the Covid-19 emergency declaration.

GOALS FOR FISCAL YEAR 2022-2023

- Analyze staffing allocations to provide more efficiency, better supervision and more cost effectiveness
- Continue the level of community support we enjoy by providing the public with services within our scope of responsibility and availability. Maintain outstanding relationships developed with the Board of Supervisors and other county entities that allow for better public service through cooperation.
- Continue to make the Search and Rescue program available to meet any rescue need in the County, and assist elsewhere when requested, through improved equipment and training.

- Continue to provide a high level of service to the people of Inyo County throughout the Covid-19 emergency.
- Expand the K9 Program to enhance and support patrol services.

DEPARTMENTAL BUDGET REQUEST FOR FISCAL YEAR 2022-2023

The Department's Fiscal Year 2022-2023 Requested Budget represents an overall increase of \$760,797 in expenditures, and an increase of \$0 in revenues, when compared to the Fiscal Year 2021-2022 Board Approved Budget. As a result, the Requested Net County Cost is increased by \$760,797.

Personnel Costs increased by \$654,038 compared to the Fiscal Year 2021-2022 Board Approved Budget, due to DSA and LEAA MOU and significant insurance increases..

Revenues

(There are no changes in this object category from the previous fiscal year.)

Personnel

The Department's Requested Budget represents no change in the number of fulltime equivalent (FTE) positions that are supported by this budget.

No changes

Services & Supplies

5331 (TRAVEL EXPENSE) increased by \$700: Day travel for deputies.

Support & Care of Persons

(There are no changes in this object category from the previous fiscal year.)

Fixed Assets

(There are no changes in this object category from the previous fiscal year.)

FISCAL YEAR 2022-2023 REDUCTION IMPACTS TO BASE BUDGET

N/A

FISCAL YEAR 2022-2023 STATE/FEDERAL FUNDING SUMMARY

Cal-met and OHV state funding are utilized to offset the salary impact on the general fund.

FISCAL YEAR 2022-2023 REGULATORY COMPLIANCE SUMMARY

N/A

MAJOR POLICY CONSIDERATIONS BEING REQUESTED

N/A

COUNTY OF INYO
BUD002A - BUDGET REQUESTS

RUNDATE: 06/30/2022 TODAY'S DATE: 09/02/2022

FOR FISCAL YEARS: 07/01/2020 - 06/30/23

	YTD ACTUALS 06/30/2021	BOARD APPROVED 06/30/2022	WORKING BUDGET 06/30/2022	YTD ACTUALS 06/30/2022	DEPT REQUESTED 06/30/2023	CAO RECOMM 06/30/2023	BOARD APPROVED 06/30/2023
BUDGET UNIT: 022710 SHERIFF - SAFETY PERSONNEL							
FUND: 0001 GENERAL FUND							
REVENUES:							
4821 - INTRA COUNTY CHARGES	\$39,075	\$65,000	\$47,046	\$45,000	\$65,000	\$65,000	\$0
4824 - INTER GOVERNMENT CHARGES	\$0	\$0	\$0	\$0	\$0	\$19,000	\$0
CHARGES FOR CURRENT SERVICES	\$39,075	\$65,000	\$47,046	\$45,000	\$65,000	\$84,000	\$0
4998 - OPERATING TRANSFERS IN	\$0	\$0	\$17,954	\$0	\$0	\$0	\$0
OTHER FINANCING SOURCES	\$0	\$0	\$17,954	\$0	\$0	\$0	\$0
TOTAL REVENUES:	\$39,075	\$65,000	\$65,000	\$45,000	\$65,000	\$84,000	\$0
EXPENSES:							
5001 - SALARIED EMPLOYEES	\$2,589,541	\$2,845,873	\$2,781,025	\$2,634,636	\$3,181,398	\$3,116,420	\$0
5003 - OVERTIME	\$348,898	\$300,440	\$320,000	\$365,703	\$322,292	\$300,440	\$0
5004 - STANDBY TIME	\$6,310	\$6,258	\$6,258	\$6,332	\$7,771	\$6,258	\$0
5006 - 4850 TIME - WORKERS COMP	(\$24,038)	\$0	\$2,000	\$5,733	\$0	\$0	\$0
5021 - RETIREMENT & SOCIAL SECURITY	\$43,680	\$198,289	\$198,289	\$45,619	\$220,809	\$216,355	\$0
5022 - PERS RETIREMENT	\$660,707	\$681,079	\$681,079	\$603,776	\$719,581	\$711,269	\$0
5023 - RETIREMENT SAFETY-SIDE FUND	\$242,750	\$250,929	\$250,929	\$250,929	\$258,926	\$258,926	\$0
5024 - RETIREMENT-UNFUNDED LIAB	\$776,119	\$807,079	\$807,079	\$806,572	\$909,728	\$909,728	\$0
5031 - MEDICAL INSURANCE	\$424,569	\$458,145	\$458,145	\$448,791	\$565,685	\$542,515	\$0
5032 - DISABILITY INSURANCE	\$31,117	\$37,211	\$37,211	\$33,604	\$38,775	\$37,985	\$0
5033 - SHERIFF DEPUTIES DISABILITY	\$10,189	\$10,449	\$10,449	\$9,852	\$10,925	\$10,572	\$0
5034 - EDUCATION REIMBURSEMENT	\$0	\$700	\$700	\$0	\$700	\$700	\$0
5043 - OTHER BENEFITS	\$38,585	\$33,212	\$76,000	\$78,454	\$45,834	\$45,834	\$0
5111 - CLOTHING	\$29,138	\$29,414	\$29,414	\$27,483	\$30,692	\$29,689	\$0
SALARIES & BENEFITS	\$5,177,568	\$5,659,078	\$5,658,578	\$5,317,489	\$6,313,116	\$6,186,691	\$0
5331 - TRAVEL EXPENSE	\$320	\$500	\$1,000	\$1,158	\$1,200	\$1,200	\$0
SERVICES & SUPPLIES	\$320	\$500	\$1,000	\$1,158	\$1,200	\$1,200	\$0
5152 - WORKERS COMPENSATION	\$93,096	\$167,296	\$167,296	\$167,296	\$233,455	\$233,455	\$0
5155 - PUBLIC LIABILITY INSURANCE	\$33,193	\$76,650	\$76,650	\$76,650	\$116,550	\$116,550	\$0

COUNTY OF INYO

BUD002A - BUDGET REQUESTS

RUNDATE: 06/30/2022 TODAY'S DATE: 09/02/2022

FOR FISCAL YEARS: 07/01/2020 - 06/30/23

	YTD ACTUALS 06/30/2021	BOARD APPROVED 06/30/2022	WORKING BUDGET 06/30/2022	YTD ACTUALS 06/30/2022	DEPT REQUESTED 06/30/2023	CAO RECOMM 06/30/2023	BOARD APPROVED 06/30/2023
INTERNAL CHARGES	\$126,289	\$243,946	\$243,946	\$243,946	\$350,005	\$350,005	\$0
TOTAL EXPENSES:	\$5,304,177	\$5,903,524	\$5,903,524	\$5,562,593	\$6,664,321	\$6,537,896	\$0
BUDGET UNIT: 022710 SHERIFF - SAFETY PERSONNEL	(\$5,265,101)	(\$5,838,524)	(\$5,838,524)	(\$5,517,593)	(\$6,599,321)	(\$6,453,896)	\$0

ROAD 034600

DEPARTMENTAL FUNCTIONS

The Road Department is responsible for the construction and maintenance of the roads and bridges on the County Maintained Mileage System.

MAJOR ACCOMPLISHMENTS IN FISCAL YEAR 2021-2022

- Application of approximately thirty five tons of Crack seal material through out the county.
- Completion of on going asphalt overlays of Laws Poleta Rd. and Silver canyon Rd.
- Application of asphalt overlay on approximatley 8/10ths of a mile on Homewood Canyon Rd.
- Liquid asphalt seal coats on Fall Rd. and Pearsonville Rd.
- Asphalt overlay of 6/10ths of a mile of Tuttle Creek Rd.

GOALS FOR FISCAL YEAR 2022-2023

- Continue implementation of SB1 funded maintenance projects; Striping, crack seals and asphalt patching.
- Replace aging and non CARB compliant snowplow and loader.
- Slurry seal coat roads in the Bishop and Big Pine area.
- Asphalt overlays on Sunland Indian Reservation Rd., Goodale Rd. and continue with overlays on Panamint Valley Rd.
- Continue seal coats on various roads.

DEPARTMENTAL BUDGET REQUEST FOR FISCAL YEAR 2022-2023

The Department's Fiscal Year 2022-2023 Requested Budget represents an overall decrease of \$218,049 in expenditures, and a decrease of \$527,574 in revenues, when compared to the Fiscal Year 2021-2022 Board Approved Budget. As a result, the Requested Net County Cost is increased by \$309,525.

Personnel Costs increased by \$254,669 compared to the Fiscal Year 2021-2022 Board Approved Budget, due to Deleted a Mechanic Trainee and added a Mechanic, reclassing 2 employees to Deputy Directors, reclassing one employee to Assistant Director, adding a Management Analyst to replace one of the reclasses but we left this position unfunded for 22/23. This increase is also due to standard approved MOU increases and rising insurance costs..

Revenues

4301 (INTEREST FROM TREASURY) decreased by \$15,000: based on actuals; **4471** (STATE HIGHWAY USERS TAX) increased by \$276,739: based on CSAC estimates posted 5/23/22; **4474** (SB1 ROAD MAINT & RMRA) increased by \$457,764: based on CSAC estimates posted 5/23/22; **4484** (REGIONAL SURFACE TRANS FUNDS) increased by \$2,581: based on approved Caltrans agreement; **4499** (STATE OTHER) decreased by \$1,286,265: based on remaining funding of actual revenues as project is in construction; **4815** (PROJECT REIMBURSABLES) increased by \$27,607: based on actual estimates;

4959 (MISCELLANEOUS REVENUE) increased by \$9,000: based on actual estimates.

Personnel

The Department's Requested Budget represents an increase in the number of fulltime equivalent (FTE) positions that are supported by this budget.

There is an increase of .62 FTE from prior year budget. The increase in this budget are as follows:
Road Superintendent to Deputy Director of Roads (Reclassification) -This is a management position to collaborate with and assist the Director of Public Works. Essential duties include: Plans, organizes, coordinates and directs the work of assigned division; collaborates with the Director and assists in the planning, organization and direction of activities in the assigned division; manages department functions in compliance with all local, state and federal laws and regulations; assists in developing goals and objectives; assists in the development of and implementation of policies and procedures; prepares and administers grant applications; engages in legislative monitoring, analysis, and advocacy; assigns work activities, projects and programs; monitors work flow; reviews and evaluates work products, methods and procedures; assists in the preparation, implementation and administration of various budgets; participates in the forecast of funding levels needed for staffing, equipment, materials and supplies; assists in the selection, training, evaluation and discipline of personnel; works with engineering staff to develop and manage Requests For Proposals/Qualifications and Public Works contracts; negotiates and administers County contracts; represents the Department to outside agencies, organizations and the public; works closely with other County departments, as well as other public and private organizations; participates in community and professional groups and committees; researches and prepares technical and administrative reports and studies; provides technical assistance as necessary; prepares written correspondence as necessary; performs other duties as assigned.

Delete Mechanic Trainee add Heavy Equipment Mechanic -It has been determined that the County Road Department has a greater need for an experienced mechanic than a mechanic trainee. This added position will provide support needed in maintaining the County's Road equipment.

Services & Supplies

5112 (PERSONAL & SAFETY EQUIPMENT) increased by \$2,350: based on safety supply needs; **5122** (CELL PHONES) increased by \$1,860: based on actuals; **5175** (MAINTENANCE - FUEL & LUBRICANT) increased by \$200,000: based on rising fuel costs; **5232** (OFFICE & OTHER EQUIP < \$5,000) increased by \$13,700: based on the need for saws, jack hammers and compactors; **5265** (PROFESSIONAL & SPECIAL SERVICE) decreased by \$516: based on actual contractual needs; **5311** (GENERAL OPERATING EXPENSE) decreased by \$1,290: based on actuals.

Support & Care of Persons

(There are no changes in this object category from the previous fiscal year.)

Fixed Assets

5650 (EQUIPMENT) increased by \$273,400: based on need; **5655** (VEHICLES) decreased by \$80,000: based on need; **5700** (CONSTRUCTION IN PROGRESS) decreased by \$250,000: project budgeted here last fiscal year is complete; **5717** (NORTH ROUND VALLEY ROAD) decreased by \$992,480: based on contract encumbrance that will roll with budget adoption.

FISCAL YEAR 2022-2023 REDUCTION IMPACTS TO BASE BUDGET

N/A

FISCAL YEAR 2022-2023 STATE/FEDERAL FUNDING SUMMARY

N/A

FISCAL YEAR 2022-2023 REGULATORY COMPLIANCE SUMMARY

N/A

MAJOR POLICY CONSIDERATIONS BEING REQUESTED

N/A

COUNTY OF INYO
BUD002A - BUDGET REQUESTS

RUNDATE: 06/30/2022 TODAY'S DATE: 09/02/2022

FOR FISCAL YEARS: 07/01/2020 - 06/30/23

	YTD ACTUALS 06/30/2021	BOARD APPROVED 06/30/2022	WORKING BUDGET 06/30/2022	YTD ACTUALS 06/30/2022	DEPT REQUESTED 06/30/2023	CAO RECOMM 06/30/2023	BOARD APPROVED 06/30/2023
BUDGET UNIT: 034600 ROAD							
FUND: 0017 ROAD							
REVENUES:							
4141 - ROAD PRIVILEGES & PERMITS	\$23,994	\$20,000	\$20,000	\$18,481	\$20,000	\$20,000	\$0
LICENSES & PERMITS	\$23,994	\$20,000	\$20,000	\$18,481	\$20,000	\$20,000	\$0
4301 - INTEREST FROM TREASURY	\$40,626	\$40,000	\$40,000	\$24,513	\$25,000	\$25,000	\$0
REV USE OF MONEY & PROPERTY	\$40,626	\$40,000	\$40,000	\$24,513	\$25,000	\$25,000	\$0
4471 - STATE HIGHWAY USERS TAX	\$2,899,904	\$3,175,424	\$3,175,424	\$3,157,777	\$3,452,163	\$3,452,163	\$0
4474 - SB1 ROAD MAINT & RMRA	\$2,953,566	\$3,091,276	\$3,091,276	\$3,480,858	\$3,549,040	\$3,549,040	\$0
4484 - REGIONAL SURFACE TRANS FUNDS	\$871,482	\$870,270	\$870,270	\$1,643,623	\$872,851	\$872,851	\$0
4499 - STATE OTHER	\$607,076	\$2,820,000	\$2,820,000	\$824,804	\$1,533,735	\$1,533,735	\$0
4521 - FEDERAL FOREST RESERVE	\$307,586	\$230,000	\$230,000	\$332,546	\$230,000	\$230,000	\$0
4552 - FEDERAL OTHER	\$0	\$0	\$0	\$0	\$0	\$200,000	\$0
AID FROM OTHER GOVT AGENCIES	\$7,639,616	\$10,186,970	\$10,186,970	\$9,439,609	\$9,637,789	\$9,837,789	\$0
4747 - INSURANCE PAYMENTS	\$69,681	\$0	\$0	\$0	\$0	\$0	\$0
4815 - PROJECT REIMBURSABLES	\$139,049	\$57,589	\$87,589	\$129,521	\$85,196	\$85,196	\$0
4819 - SERVICES & FEES	\$250	\$0	\$0	\$0	\$0	\$0	\$0
CHARGES FOR CURRENT SERVICES	\$208,980	\$57,589	\$87,589	\$129,521	\$85,196	\$85,196	\$0
4936 - MISCELLANEOUS SALES	\$16	\$0	\$0	\$0	\$0	\$0	\$0
4959 - MISCELLANEOUS REVENUE	\$14,013	\$21,000	\$45,000	\$61,847	\$30,000	\$30,000	\$0
OTHER REVENUE	\$14,030	\$21,000	\$45,000	\$61,847	\$30,000	\$30,000	\$0
TOTAL REVENUES:	\$7,927,247	\$10,325,559	\$10,379,559	\$9,673,974	\$9,797,985	\$9,997,985	\$0
EXPENSES:							
5001 - SALARIED EMPLOYEES	\$1,818,972	\$2,231,493	\$2,210,000	\$1,908,252	\$2,328,262	\$2,323,437	\$0
5003 - OVERTIME	\$48,487	\$60,000	\$60,000	\$32,806	\$60,000	\$60,000	\$0
5004 - STANDBY TIME	\$8,050	\$16,000	\$16,000	\$13,538	\$16,000	\$16,000	\$0
5005 - HOLIDAY OVERTIME	\$19,220	\$25,000	\$25,000	\$16,727	\$20,000	\$20,000	\$0
5012 - PART TIME EMPLOYEES	\$638	\$74,415	\$74,415	\$41,536	\$109,875	\$109,875	\$0
5021 - RETIREMENT & SOCIAL SECURITY	\$142,309	\$179,831	\$179,831	\$152,120	\$189,774	\$189,355	\$0

COUNTY OF INYO
BUD002A - BUDGET REQUESTS

RUNDATE: 06/30/2022 TODAY'S DATE: 09/02/2022

FOR FISCAL YEARS: 07/01/2020 - 06/30/23

	YTD ACTUALS 06/30/2021	BOARD APPROVED 06/30/2022	WORKING BUDGET 06/30/2022	YTD ACTUALS 06/30/2022	DEPT REQUESTED 06/30/2023	CAO RECOMM 06/30/2023	BOARD APPROVED 06/30/2023
5022 - PERS RETIREMENT	\$258,216	\$290,117	\$290,117	\$251,720	\$288,900	\$288,065	\$0
5024 - RETIREMENT-UNFUNDED LIAB	\$375,898	\$383,864	\$383,864	\$383,864	\$432,957	\$432,957	\$0
5025 - RETIREE HEALTH BENEFITS	\$284,103	\$328,003	\$328,003	\$287,713	\$344,105	\$344,105	\$0
5031 - MEDICAL INSURANCE	\$384,082	\$514,066	\$514,066	\$408,501	\$568,897	\$568,878	\$0
5032 - DISABILITY INSURANCE	\$20,042	\$27,794	\$27,794	\$21,594	\$26,988	\$26,915	\$0
5042 - SICK LEAVE BUY OUT	\$9,450	\$0	\$0	\$0	\$0	\$0	\$0
5043 - OTHER BENEFITS	\$26,125	\$22,167	\$43,660	\$45,263	\$21,661	\$21,661	\$0
SALARIES & BENEFITS	\$3,395,599	\$4,152,750	\$4,152,750	\$3,563,641	\$4,407,419	\$4,401,248	\$0
5112 - PERSONAL & SAFETY EQUIPMENT	\$14,835	\$11,650	\$15,000	\$9,031	\$14,000	\$14,000	\$0
5122 - CELL PHONES	\$4,028	\$3,780	\$5,000	\$5,124	\$5,640	\$5,640	\$0
5154 - UNEMPLOYMENT INSURANCE	\$2,536	\$4,500	\$4,500	\$0	\$4,500	\$4,500	\$0
5171 - MAINTENANCE OF EQUIPMENT	\$57,130	\$185,000	\$135,400	\$67,058	\$185,000	\$185,000	\$0
5173 - MAINTENANCE OF EQUIPMENT-MATER	\$156,353	\$162,000	\$213,940	\$128,517	\$162,000	\$162,000	\$0
5175 - MAINTENANCE - FUEL & LUBRICANT	\$287,262	\$301,000	\$450,000	\$394,113	\$501,000	\$501,000	\$0
5191 - MAINTENANCE OF STRUCTURES	\$575	\$15,000	\$15,000	\$0	\$15,000	\$15,000	\$0
5199 - MAINT OF STRUCTURES-MATERIALS	\$20	\$20,000	\$20,000	\$225	\$20,000	\$20,000	\$0
5232 - OFFICE & OTHER EQUIP < \$5,000	\$38,790	\$8,100	\$13,500	\$10,427	\$21,800	\$21,800	\$0
5260 - HEALTH - EMPLOYEE PHYSICALS	\$1,180	\$3,000	\$3,000	\$969	\$3,000	\$3,000	\$0
5263 - ADVERTISING	\$2,610	\$4,500	\$3,500	\$948	\$4,500	\$4,500	\$0
5265 - PROFESSIONAL & SPECIAL SERVICE	\$91,440	\$136,700	\$152,430	\$71,655	\$136,184	\$136,184	\$0
5281 - RENTS & LEASES-EQUIPMENT	\$5,632	\$66,000	\$62,388	\$24,595	\$66,000	\$66,000	\$0
5291 - OFFICE, SPACE & SITE RENTAL	\$38,273	\$47,000	\$47,000	\$21,485	\$47,000	\$47,000	\$0
5301 - SMALL TOOLS & INSTRUMENTS	\$4,301	\$8,000	\$8,063	\$2,409	\$8,000	\$8,000	\$0
5309 - ROAD MATERIALS	\$481,805	\$650,000	\$694,719	\$670,868	\$650,000	\$650,000	\$0
5310 - ROAD SIGNS & PAINT	\$25,970	\$60,000	\$66,089	\$36,582	\$60,000	\$60,000	\$0
5311 - GENERAL OPERATING EXPENSE	\$77,069	\$63,290	\$59,455	\$44,481	\$62,000	\$62,000	\$0
5326 - LATE FEES & FINANCE CHARGES	\$625	\$0	\$100	\$51	\$0	\$0	\$0
5331 - TRAVEL EXPENSE	\$10,372	\$25,176	\$25,176	\$9,690	\$25,176	\$25,176	\$0
5351 - UTILITIES	\$74,384	\$76,680	\$77,105	\$72,041	\$76,680	\$76,680	\$0
SERVICES & SUPPLIES	\$1,375,200	\$1,851,376	\$2,071,365	\$1,570,279	\$2,067,480	\$2,067,480	\$0
5123 - TECH REFRESH EXPENSE	\$17,078	\$18,781	\$18,781	\$18,781	\$16,781	\$16,781	\$0
5124 - EXTERNAL CHARGES	\$217,403	\$278,000	\$278,000	\$201,613	\$379,202	\$379,202	\$0

COUNTY OF INYO
BUD002A - BUDGET REQUESTS

RUNDATE: 06/30/2022 TODAY'S DATE: 09/02/2022

FOR FISCAL YEARS: 07/01/2020 - 06/30/23

	YTD ACTUALS 06/30/2021	BOARD APPROVED 06/30/2022	WORKING BUDGET 06/30/2022	YTD ACTUALS 06/30/2022	DEPT REQUESTED 06/30/2023	CAO RECOMM 06/30/2023	BOARD APPROVED 06/30/2023
5127 - MOBILE DEVICE MANAGEMENT-INTER	\$111	\$144	\$144	\$131	\$60	\$60	\$0
5128 - INTERNAL SHREDDING CHARGES	\$161	\$161	\$225	\$225	\$346	\$346	\$0
5129 - INTERNAL COPY CHARGES (NON-IS)	\$2,338	\$3,954	\$3,954	\$3,023	\$3,000	\$3,000	\$0
5152 - WORKERS COMPENSATION	\$125,756	\$74,505	\$74,505	\$74,505	\$77,560	\$77,560	\$0
5155 - PUBLIC LIABILITY INSURANCE	\$50,550	\$53,196	\$53,196	\$53,196	\$68,783	\$68,783	\$0
5315 - COUNTY COST PLAN	\$311,104	\$286,798	\$286,798	\$286,798	\$402,000	\$402,000	\$0
5333 - MOTOR POOL	\$0	\$570	\$570	\$341	\$570	\$570	\$0
INTERNAL CHARGES	\$724,503	\$716,109	\$716,173	\$638,616	\$948,302	\$948,302	\$0
5650 - EQUIPMENT	\$538,585	\$600,000	\$632,000	\$69,844	\$873,400	\$873,400	\$0
5655 - VEHICLES	\$140,713	\$230,000	\$190,000	\$0	\$150,000	\$150,000	\$0
5700 - CONSTRUCTION IN PROGRESS	\$241,536	\$250,000	\$250,000	\$231,405	\$0	\$444,663	\$0
5717 - NORTH ROUND VALLEY ROAD	\$95,155	\$2,040,000	\$3,723,605	\$2,126,700	\$1,047,520	\$1,047,520	\$0
5719 - BIRCHIM LANE	\$360,855	\$0	\$0	\$0	\$0	\$0	\$0
FIXED ASSETS	\$1,376,844	\$3,120,000	\$4,795,605	\$2,427,950	\$2,070,920	\$2,515,583	\$0
5801 - OPERATING TRANSFERS OUT	\$0	\$0	\$120,000	\$20,000	\$128,065	\$128,065	\$0
OTHER FINANCING USES	\$0	\$0	\$120,000	\$20,000	\$128,065	\$128,065	\$0
TOTAL EXPENSES:	\$6,872,147	\$9,840,235	\$11,855,893	\$8,220,486	\$9,622,186	\$10,060,678	\$0
BUDGET UNIT: 034600 ROAD	\$1,055,099	\$485,324	(\$1,476,334)	\$1,453,487	\$175,799	(\$62,693)	\$0

ROAD PROJECTS - STATE FUNDED 034601

DEPARTMENTAL FUNCTIONS

The Public Works Department supervises and administers the expenditure of funds for State-Funded Road projects. These funds typically come from the State and are allocated by the California Transportation Commission. This budget was established to track all costs associated with State-Funded Road projects. The budget also includes bridge projects and other transportation projects that are federally or state-funded.

MAJOR ACCOMPLISHMENTS IN FISCAL YEAR 2021-2022

- Reached 95% Design milestone, completed permitting and Right of Way acquisitions for Carroll Creek Rd and Walker Creek Rd Bridge Replacement Projects.
- Design firm selected to deliver the Project Approval & Environmental Documents/Plan, Specifications and Estimates (PA&ED /PS&Es) for the HSIP Cycle 10 Onion Valley Guardrail Project.
- Project PS&Es 90% completed for Lone Pine Sidewalk Active Transportation Program (ATP).
- Design firm selected to deliver the PA&ED and PS&E phase of the Lone Pine Town Rehabilitation STIP Project.
- Inyo County was selected to receive a \$8.5 million Federal Lands Access Program (FLAP) grant for the reconstruction of 5.21 miles of State Line Road.

GOALS FOR FISCAL YEAR 2022-2023

- Work towards having Federal funds allocated for construction of Carroll and Walker bridge projects.
- Construct Lone Pine Sidewalk ATP project in the Spring of 2023.
- Begin the PA&ED phase of the Lone Pine Town Rehabilitation Project. Work with California Transportation Commission (CTC) to fund the future construction phase of the Lone Pine Town Rehabilitation Project.
- Construct and close out the HSIP Cycle 10 Onion Valley Guardrail Project.
- Work with the FHWA staff to begin the scoping and site investigation phase of State Line Road FLAP project.

DEPARTMENTAL BUDGET REQUEST FOR FISCAL YEAR 2022-2023

The Department's Fiscal Year 2022-2023 Requested Budget represents an overall decrease of \$632,500 in expenditures, and an increase of \$171,112 in revenues, when compared to the Fiscal Year 2021-2022 Board Approved Budget. As a result, the Requested Net County Cost is decreased by \$803,612.

Personnel Costs did not change compared to the Fiscal Year 2021-2022 Board Approved Budget.

Revenues

4499 (STATE OTHER) increased by \$173,930: based on actual revenue estimates; **4552** (FEDERAL OTHER) decreased by \$130,883: based on actual revenue estimates; **4998** (OPERATING TRANSFERS IN) increased by \$128,065: based on RMRA contribution for the Lone Pine Street project.

Personnel

The Department's Requested Budget represents no change in the number of fulltime equivalent (FTE) positions that are supported by this budget.

There are no FTE's budgeted

Services & Supplies

(There are no changes in this object category from the previous fiscal year.)

Support & Care of Persons

(There are no changes in this object category from the previous fiscal year.)

Fixed Assets

5704 (CENTERLINE STRIPING PROJECT) decreased by \$386,000: project is complete; **5708** (LONE PINE SIDEWALK ATP) decreased by \$239,000: based on contract encumbrances that roll with budget adoption; **5709** (LONE PINE STREETS REHAB) increased by \$3,000: based on contractual costs and staff time; **5715** (ONION VALLEY GUARDRAIL PROJECT) increased by \$2,000: based on contractual costs and staff time costs; **5735** (CARROLL CREEK) decreased by \$6,500: based on actual project estimates; **5736** (WALKER CREEK) decreased by \$6,000: based on actual project estimates.

FISCAL YEAR 2022-2023 REDUCTION IMPACTS TO BASE BUDGET

N/A

FISCAL YEAR 2022-2023 STATE/FEDERAL FUNDING SUMMARY

N/A

FISCAL YEAR 2022-2023 REGULATORY COMPLIANCE SUMMARY

N/A

MAJOR POLICY CONSIDERATIONS BEING REQUESTED

N/A

COUNTY OF INYO
BUD002A - BUDGET REQUESTS

RUNDATE: 06/30/2022 TODAY'S DATE: 09/02/2022

FOR FISCAL YEARS: 07/01/2020 - 06/30/23

	YTD ACTUALS 06/30/2021	BOARD APPROVED 06/30/2022	WORKING BUDGET 06/30/2022	YTD ACTUALS 06/30/2022	DEPT REQUESTED 06/30/2023	CAO RECOMM 06/30/2023	BOARD APPROVED 06/30/2023
BUDGET UNIT: 034601 ROAD PROJECTS - STATE FUNDED							
FUND: 0025 STATE FUNDED ROAD PROJECTS							
REVENUES:							
4499 - STATE OTHER	\$686,500	\$284,000	\$721,957	\$748,921	\$457,930	\$457,930	\$0
4552 - FEDERAL OTHER	\$235,462	\$402,000	\$402,000	\$209,336	\$271,117	\$271,117	\$0
AID FROM OTHER GOVT AGENCIES	\$921,963	\$686,000	\$1,123,957	\$958,258	\$729,047	\$729,047	\$0
4998 - OPERATING TRANSFERS IN	\$0	\$0	\$120,000	\$20,000	\$128,065	\$128,065	\$0
OTHER FINANCING SOURCES	\$0	\$0	\$120,000	\$20,000	\$128,065	\$128,065	\$0
TOTAL REVENUES:	\$921,963	\$686,000	\$1,243,957	\$978,258	\$857,112	\$857,112	\$0
EXPENSES:							
5704 - CENTERLINE STRIPING PROJECT	\$35,974	\$386,000	\$386,000	\$147,479	\$0	\$0	\$0
5705 - SOUTH LAKE FLAP	\$1,108,040	\$0	\$0	\$0	\$0	\$0	\$0
5708 - LONE PINE SIDEWALK ATP	\$131,066	\$259,000	\$292,080	\$158,764	\$20,000	\$20,000	\$0
5709 - LONE PINE STREETS REHAB	\$3,169	\$7,000	\$422,000	\$17,584	\$10,000	\$10,000	\$0
5715 - ONION VALLEY GUARDRAIL PROJECT	\$0	\$18,000	\$155,957	\$112,168	\$20,000	\$20,000	\$0
5735 - CARROLL CREEK	\$18,369	\$8,000	\$162,162	\$4,989	\$1,500	\$1,500	\$0
5736 - WALKER CREEK	\$59,632	\$8,000	\$126,825	\$9,103	\$2,000	\$2,000	\$0
5744 - STATE LINE ROAD	\$0	\$0	\$20,000	\$20,000	\$0	\$0	\$0
FIXED ASSETS	\$1,356,253	\$686,000	\$1,565,024	\$470,090	\$53,500	\$53,500	\$0
TOTAL EXPENSES:	\$1,356,253	\$686,000	\$1,565,024	\$470,090	\$53,500	\$53,500	\$0
BUDGET UNIT: 034601 ROAD PROJECTS - STATE FUNDED	(\$434,289)	\$0	(\$321,067)	\$508,168	\$803,612	\$803,612	\$0

PUBLIC WORKS

011500

DEPARTMENTAL FUNCTIONS

The Public Works Department processes and issues permits for right of way encroachments, filming, oversized loads and special events. This department also provides engineering and management/administrative services for other County Departments, facilities, parks, and administers most construction projects. Some of the assigned departments include:

Building & Safety
 Maintenance of Buildings and Grounds
 Bishop, Independence, Lone Pine and Shoshone Airports Subdivision and Development Review
 Issuance of encroachment, filming, and oversized permits
 Town Water Systems for Lone Pine, Independence and Laws State Funded Road Projects (STIP) Deferred Maintenance Projects
 Recycling & Waste Management
 Parks and Recreation
 Local Transportation Commission administration and staff support.
 The Big Pine, Independence, and Lone Pine Lighting Districts, and County Service Area #2

MAJOR ACCOMPLISHMENTS IN FISCAL YEAR 2021-2022

- Designed and administered Deferred Maintenance Projects.
- Begun construction of the North Round Valley Bridge.
- Obtained Part 139 Airport Certification for the Bishop Airport and commenced with commercial flights.
- Designed and administered airport improvement projects and various STIP, HSIP, ATP, and RMRA funded projects.
- Moved county staff from the various leased offices in Bishop into the Clint Quilter Consolidated Office Building (COB).

GOALS FOR FISCAL YEAR 2022-2023

- Continue support of operational divisions of Public Works.
- Complete construction/project management and grant closeout of North Round Valley Bridge and the Lone Pine sidewalk project.
- Complete Diaz Boat Dock project and Tecopa Sewer Pond remediation.
- Work with project team/owner on the Clint Quilter COB for upgrades/remediation to HVAC system.
- Continue succession planning as key personnel are nearing retirement and train newly hired staff to timely deliver projects and prepare them for future leadership roles.

DEPARTMENTAL BUDGET REQUEST FOR FISCAL YEAR 2022-2023

The Department's Fiscal Year 2022-2023 Requested Budget represents an overall increase of \$262,725 in expenditures, and an increase of \$110,200 in revenues, when compared to the Fiscal Year 2021-2022 Board Approved Budget. As a result, the Requested Net County Cost is increased by \$152,525.

Personnel Costs increased by \$256,856 compared to the Fiscal Year 2021-2022 Board Approved Budget, due to funding the vacant senior engineer, adding an Engineering Technician, reclassing one staff to Deputy Director and reclassing 1 staff to Assistant Director. We are working on creating a new job description to also reclass one current Engineering Assistant II to a Engineering Assistant III. We also added a Management Analyst to replace one of the reclasses, however, we left this position unfunded for FY 22/23. This increase is also due to standard increases due to approved MOU.

Revenues

4654 (PLANNING & ENGINEERING FEES) decreased by \$21,000: based on actuals for state funded road projects; **4824** (INTER GOVERNMENT CHARGES) increased by \$131,200: based on projected projects for 22/23.

Personnel

The Department's Requested Budget represents an increase in the number of fulltime equivalent (FTE) positions that are supported by this budget.

There is an increase of 1.96 FTE from prior year budget.

Deputy Director of Public Works to Assistant Director of Public Works (Reclassification) -This is a management position to collaborate with and assist the Director of Public Works. Essential duties include: Plans, organizes, coordinates and directs the work of the Deputy Directors and their assigned divisions; collaborates with the Director and assists in the planning, organization and direction of activities in all the divisions of the Department of Public Works; manages department functions in compliance with all local, state and federal laws and regulations; assists in developing Departmental goals and objectives; assists in the development of and implementation of policies and procedures; prepares and administers grant applications; engages in legislative monitoring, analysis, and advocacy; assigns work activities, projects and programs; monitors work flow; reviews and evaluates work products, methods and procedures; assists in the preparation, implementation and administration of various Public Works Budgets; participates in the forecast of funding levels needed for staffing, equipment, materials and supplies; assists in the selection, training, evaluation and discipline of personnel; develops and manages Requests For Proposals/Qualifications and Public Works contracts; negotiates and administers County contracts; represents the Department to outside agencies, organizations and the public; works closely with other County departments, as well as other public and private organizations; participates in community and professional groups and committees; researches and prepares technical and administrative reports and studies; provides technical assistance as necessary; prepares written correspondence as necessary; acts as Director of Public Works in the absence of the Director; performs other duties as assigned

Senior Management Analyst to Deputy Director (Reclassification)-This is a management position to collaborate with and assist the Director of Public Works. This position will not only oversee the Fiscal Division but will work with the other Deputy Directors across all the divisions in Public Works in managing and ensuring the goals and objectives for each of the divisions are being met. It is essential to create this position to fill the need for a program and grants manager at an equivalent pay grade and status as the other Deputy Director positions. This position extends significantly beyond the fiscal realm into project selection, prioritization and targeting potential alternate funding sources. This position will examine staffing levels and identify potential for efficiencies and opportunities across divisions. This position can help identify and apply for additional funding that may be available. Parks, Solid Waste, Roads and Water all have additional

funding opportunities that are currenting underutilized.

Management Analyst (requested unfunded position)-This requested position will be used to backfill the vacancy created by reclassifying the Senior Management Analyst to Deputy Director. This is a crucial position that oversees and directs staff in performing various fiscal analyses, preparation of recommendations relating to the status of various fund balance projections, fiscal transactions, and related financial activities; analyzes findings and prepares recommendations for department management; Oversees the development of the budget or a portion of the budget including the proper expenditure coding, document preparation, and other financial-related activities; monitors budget for various units and projects; Monitors and reconciles grants and contracts.

Services & Supplies

5171 (MAINTENANCE OF EQUIPMENT) decreased by \$550: based on actuals; **5175** (MAINTENANCE - FUEL & LUBRICANT) increased by \$500: fuel costs for engineers to drive to projects for inspections; **5265** (PROFESSIONAL & SPECIAL SERVICE) increased by \$600: based on needs; **5301** (SMALL TOOLS & INSTRUMENTS) increased by \$200: based on needs; **5311** (GENERAL OPERATING EXPENSE) decreased by \$200: based on actuals.

Support & Care of Persons

(There are no changes in this object category from the previous fiscal year.)

Fixed Assets

(There are no changes in this object category from the previous fiscal year.)

FISCAL YEAR 2022-2023 REDUCTION IMPACTS TO BASE BUDGET

N/A

FISCAL YEAR 2022-2023 STATE/FEDERAL FUNDING SUMMARY

N/A

FISCAL YEAR 2022-2023 REGULATORY COMPLIANCE SUMMARY

N/A

MAJOR POLICY CONSIDERATIONS BEING REQUESTED

N/A

COUNTY OF INYO
BUD002A - BUDGET REQUESTS

RUNDATE: 06/30/2022 TODAY'S DATE: 09/02/2022

FOR FISCAL YEARS: 07/01/2020 - 06/30/23

	YTD ACTUALS 06/30/2021	BOARD APPROVED 06/30/2022	WORKING BUDGET 06/30/2022	YTD ACTUALS 06/30/2022	DEPT REQUESTED 06/30/2023	CAO RECOMM 06/30/2023	BOARD APPROVED 06/30/2023
BUDGET UNIT: 011500 PUBLIC WORKS							
FUND: 0001 GENERAL FUND							
REVENUES:							
4318 - INDEPENDENCE LEGION HALL RENT	\$0	\$0	\$0	\$325	\$0	\$0	\$0
REV USE OF MONEY & PROPERTY	\$0	\$0	\$0	\$325	\$0	\$0	\$0
4654 - PLANNING & ENGINEERING FEES	\$87,168	\$71,000	\$90,000	\$68,125	\$50,000	\$50,000	\$0
4655 - MAP CHECKING	\$647	\$600	\$600	\$680	\$600	\$600	\$0
4821 - INTRA COUNTY CHARGES	\$78	\$1,000	\$1,000	\$2,452	\$1,000	\$1,000	\$0
4824 - INTER GOVERNMENT CHARGES	\$262,192	\$259,500	\$240,500	\$200,832	\$390,700	\$465,700	\$0
CHARGES FOR CURRENT SERVICES	\$350,086	\$332,100	\$332,100	\$272,089	\$442,300	\$517,300	\$0
4998 - OPERATING TRANSFERS IN	\$2,058	\$0	\$0	\$0	\$0	\$0	\$0
OTHER FINANCING SOURCES	\$2,058	\$0	\$0	\$0	\$0	\$0	\$0
4959 - MISCELLANEOUS REVENUE	\$65	\$0	\$0	\$5,679	\$0	\$0	\$0
OTHER REVENUE	\$65	\$0	\$0	\$5,679	\$0	\$0	\$0
TOTAL REVENUES:	\$352,209	\$332,100	\$332,100	\$278,094	\$442,300	\$517,300	\$0
EXPENSES:							
5001 - SALARIED EMPLOYEES	\$428,811	\$357,062	\$354,500	\$279,952	\$511,576	\$506,987	\$0
5003 - OVERTIME	\$746	\$1,000	\$1,000	\$2,218	\$2,500	\$2,500	\$0
5005 - HOLIDAY OVERTIME	\$2,131	\$0	\$1,500	\$1,003	\$1,500	\$1,500	\$0
5021 - RETIREMENT & SOCIAL SECURITY	\$32,595	\$27,607	\$27,607	\$21,474	\$39,565	\$39,201	\$0
5022 - PERS RETIREMENT	\$42,433	\$34,108	\$34,108	\$25,722	\$51,634	\$51,196	\$0
5024 - RETIREMENT-UNFUNDED LIAB	\$98,127	\$100,206	\$100,206	\$100,206	\$113,021	\$113,021	\$0
5031 - MEDICAL INSURANCE	\$52,010	\$42,432	\$42,432	\$39,850	\$98,547	\$98,539	\$0
5032 - DISABILITY INSURANCE	\$4,641	\$4,270	\$4,270	\$3,161	\$5,632	\$5,575	\$0
5043 - OTHER BENEFITS	\$1,085	\$434	\$1,496	\$2,082	\$0	\$0	\$0
SALARIES & BENEFITS	\$662,583	\$567,119	\$567,119	\$475,672	\$823,975	\$818,519	\$0
5171 - MAINTENANCE OF EQUIPMENT	\$0	\$550	\$0	\$0	\$0	\$0	\$0
5175 - MAINTENANCE - FUEL & LUBRICANT	\$0	\$0	\$400	\$358	\$500	\$500	\$0
5232 - OFFICE & OTHER EQUIP < \$5,000	\$0	\$350	\$0	\$0	\$350	\$350	\$0

COUNTY OF INYO
BUD002A - BUDGET REQUESTS

RUNDATE: 06/30/2022 TODAY'S DATE: 09/02/2022

FOR FISCAL YEARS: 07/01/2020 - 06/30/23

	YTD ACTUALS 06/30/2021	BOARD APPROVED 06/30/2022	WORKING BUDGET 06/30/2022	YTD ACTUALS 06/30/2022	DEPT REQUESTED 06/30/2023	CAO RECOMM 06/30/2023	BOARD APPROVED 06/30/2023
5263 - ADVERTISING	\$112	\$1,000	\$1,500	\$1,135	\$1,000	\$1,000	\$0
5265 - PROFESSIONAL & SPECIAL SERVICE	\$229	\$0	\$122,350	\$7,052	\$600	\$600	\$0
5301 - SMALL TOOLS & INSTRUMENTS	\$0	\$0	\$0	\$0	\$200	\$200	\$0
5311 - GENERAL OPERATING EXPENSE	\$2,953	\$4,145	\$4,145	\$3,949	\$3,945	\$3,945	\$0
5326 - LATE FEES & FINANCE CHARGES	\$48	\$0	\$0	\$0	\$0	\$0	\$0
5331 - TRAVEL EXPENSE	\$0	\$2,000	\$1,436	\$499	\$2,000	\$2,000	\$0
SERVICES & SUPPLIES	\$3,342	\$8,045	\$129,831	\$12,995	\$8,595	\$8,595	\$0
5123 - TECH REFRESH EXPENSE	\$13,848	\$9,686	\$9,686	\$9,686	\$9,577	\$9,577	\$0
5124 - EXTERNAL CHARGES	\$1,658	\$2,000	\$1,000	\$0	\$2,000	\$2,000	\$0
5128 - INTERNAL SHREDDING CHARGES	\$161	\$161	\$225	\$225	\$346	\$346	\$0
5129 - INTERNAL COPY CHARGES (NON-IS)	\$1,334	\$2,000	\$1,300	\$1,043	\$5,000	\$5,000	\$0
5152 - WORKERS COMPENSATION	\$19,155	\$7,064	\$7,064	\$7,064	\$11,484	\$11,484	\$0
5155 - PUBLIC LIABILITY INSURANCE	\$10,463	\$11,787	\$11,787	\$11,787	\$9,610	\$9,610	\$0
5333 - MOTOR POOL	\$385	\$500	\$350	\$0	\$500	\$500	\$0
INTERNAL CHARGES	\$47,004	\$33,198	\$31,412	\$29,805	\$38,517	\$38,517	\$0
TOTAL EXPENSES:	<u>\$712,930</u>	<u>\$608,362</u>	<u>\$728,362</u>	<u>\$518,473</u>	<u>\$871,087</u>	<u>\$865,631</u>	<u>\$0</u>
BUDGET UNIT: 011500 PUBLIC WORKS	(\$360,720)	(\$276,262)	(\$396,262)	(\$240,379)	(\$428,787)	(\$348,331)	\$0

BIG PINE LIGHTING

800001

DEPARTMENTAL FUNCTIONS

The Public Works Department administers the Big Pine Lighting District, which is responsible for maintenance and utility costs for the lighting fixtures in the district. Funding for the Big Pine Lighting District is provided primarily through secured and unsecured property taxes.

MAJOR ACCOMPLISHMENTS IN FISCAL YEAR 2021-2022

- Administered District and ensure that lighting fixtures are maintained

GOALS FOR FISCAL YEAR 2022-2023

- Replace lights as needed in accordance with the newly enacted (4/5/2022) Outdoor Lighting Ordinance

DEPARTMENTAL BUDGET REQUEST FOR FISCAL YEAR 2022-2023

The Department's Fiscal Year 2022-2023 Requested Budget represents an overall decrease of \$5,060 in expenditures, and a decrease of \$2,400 in revenues, when compared to the Fiscal Year 2021-2022 Board Approved Budget. As a result, the Requested Net County Cost is decreased by \$2,660.

Personnel Costs decreased by \$291 compared to the Fiscal Year 2021-2022 Board Approved Budget, due to reclassing the current Management Analyst to a Deputy Director as well as adding a Management Analyst and leaving it unfunded for FY 22/23. The decrease is due to shifting some staff out of the lighting districts.

Revenues

4301 (INTEREST FROM TREASURY) decreased by \$2,400: based on actuals.

Personnel

The Department's Requested Budget represents an increase in the number of fulltime equivalent (FTE) positions that are supported by this budget.

There is a increase of .02 FTE from prior year budget

Services & Supplies

5351 (UTILITIES) increased by \$300: based on actuals.

Support & Care of Persons

(There are no changes in this object category from the previous fiscal year.)

Fixed Assets

(There are no changes in this object category from the previous fiscal year.)

FISCAL YEAR 2022-2023 REDUCTION IMPACTS TO BASE BUDGET

N/A

FISCAL YEAR 2022-2023 STATE/FEDERAL FUNDING SUMMARY

N/A

FISCAL YEAR 2022-2023 REGULATORY COMPLIANCE SUMMARY

N/A

MAJOR POLICY CONSIDERATIONS BEING REQUESTED

N/A

COUNTY OF INYO
BUD002A - BUDGET REQUESTS

RUNDATE: 06/30/2022 TODAY'S DATE: 09/02/2022

FOR FISCAL YEARS: 07/01/2020 - 06/30/23

	YTD ACTUALS 06/30/2021	BOARD APPROVED 06/30/2022	WORKING BUDGET 06/30/2022	YTD ACTUALS 06/30/2022	DEPT REQUESTED 06/30/2023	CAO RECOMM 06/30/2023	BOARD APPROVED 06/30/2023
BUDGET UNIT: 800001 BIG PINE LIGHTING							
FUND: 8000 BIG PINE LIGHTING							
REVENUES:							
4001 - CURRENT SECURED TAXES	\$25,471	\$25,000	\$25,000	\$27,113	\$25,000	\$25,000	\$0
4004 - CURRENT UNSECURED TAXES	\$1,980	\$2,000	\$2,000	\$2,111	\$2,000	\$2,000	\$0
4008 - SB813 DISTRIBUTIONS	\$0	\$0	\$0	\$263	\$0	\$0	\$0
4021 - PRIOR YEAR SECURED TAXES	\$296	\$0	\$0	\$265	\$0	\$0	\$0
TAXES - PROPERTY	\$27,748	\$27,000	\$27,000	\$29,754	\$27,000	\$27,000	\$0
4301 - INTEREST FROM TREASURY	\$2,810	\$3,000	\$3,000	\$1,240	\$600	\$600	\$0
4303 - INTEREST ON TAX FUNDS	\$0	\$0	\$0	\$42	\$0	\$0	\$0
REV USE OF MONEY & PROPERTY	\$2,810	\$3,000	\$3,000	\$1,283	\$600	\$600	\$0
4472 - HOMEOWNERS PROPERTY TAX RELIEF	\$131	\$75	\$75	\$131	\$75	\$75	\$0
AID FROM OTHER GOVT AGENCIES	\$131	\$75	\$75	\$131	\$75	\$75	\$0
TOTAL REVENUES:	<u>\$30,690</u>	<u>\$30,075</u>	<u>\$30,075</u>	<u>\$31,169</u>	<u>\$27,675</u>	<u>\$27,675</u>	<u>\$0</u>
EXPENSES:							
5001 - SALARIED EMPLOYEES	\$4,786	\$5,301	\$5,301	\$3,751	\$4,918	\$4,757	\$0
5005 - HOLIDAY OVERTIME	\$14	\$100	\$100	\$0	\$100	\$100	\$0
5021 - RETIREMENT & SOCIAL SECURITY	\$381	\$437	\$437	\$296	\$389	\$376	\$0
5022 - PERS RETIREMENT	\$724	\$764	\$764	\$573	\$681	\$654	\$0
5024 - RETIREMENT-UNFUNDED LIAB	\$116	\$119	\$119	\$119	\$134	\$134	\$0
5031 - MEDICAL INSURANCE	\$422	\$477	\$477	\$408	\$914	\$914	\$0
5032 - DISABILITY INSURANCE	\$52	\$69	\$69	\$42	\$57	\$56	\$0
5043 - OTHER BENEFITS	\$289	\$290	\$290	\$226	\$73	\$73	\$0
SALARIES & BENEFITS	\$6,787	\$7,557	\$7,557	\$5,418	\$7,266	\$7,064	\$0
5191 - MAINTENANCE OF STRUCTURES	\$0	\$7,000	\$7,000	\$0	\$7,000	\$7,000	\$0
5265 - PROFESSIONAL & SPECIAL SERVICE	\$0	\$8,500	\$8,500	\$0	\$8,500	\$8,500	\$0
5311 - GENERAL OPERATING EXPENSE	\$105	\$110	\$110	\$105	\$110	\$110	\$0
5351 - UTILITIES	\$7,431	\$7,500	\$7,500	\$7,558	\$7,800	\$7,800	\$0
SERVICES & SUPPLIES	\$7,536	\$23,110	\$23,110	\$7,663	\$23,410	\$23,410	\$0

COUNTY OF INYO

BUD002A - BUDGET REQUESTS

RUNDATE: 06/30/2022 TODAY'S DATE: 09/02/2022

FOR FISCAL YEARS: 07/01/2020 - 06/30/23

	YTD ACTUALS 06/30/2021	BOARD APPROVED 06/30/2022	WORKING BUDGET 06/30/2022	YTD ACTUALS 06/30/2022	DEPT REQUESTED 06/30/2023	CAO RECOMM 06/30/2023	BOARD APPROVED 06/30/2023
5124 - EXTERNAL CHARGES	\$0	\$500	\$500	\$0	\$500	\$500	\$0
5152 - WORKERS COMPENSATION	\$19	\$76	\$76	\$76	\$68	\$68	\$0
5155 - PUBLIC LIABILITY INSURANCE	\$7	\$119	\$119	\$119	\$109	\$109	\$0
5315 - COUNTY COST PLAN	\$4,419	\$5,051	\$5,051	\$5,051	\$0	\$0	\$0
INTERNAL CHARGES	\$4,445	\$5,746	\$5,746	\$5,246	\$677	\$677	\$0
TOTAL EXPENSES:	\$18,768	\$36,413	\$36,413	\$18,327	\$31,353	\$31,151	\$0
BUDGET UNIT: 800001 BIG PINE LIGHTING	\$11,922	(\$6,338)	(\$6,338)	\$12,842	(\$3,678)	(\$3,476)	\$0

BISHOP AIRPORT 150100

DEPARTMENTAL FUNCTIONS

Operating and maintaining the Bishop Airport in accordance with the standards defined by the Federal Aviation Administration (FAA), the State Division of Aeronautics, and the Transportation Security Administration (TSA).

MAJOR ACCOMPLISHMENTS IN FISCAL YEAR 2021-2022

- Obtained a Part 139 Class 1 Operating Certificate from the FAA
- Completed the Terminal Expansion Project
- Received the federally funded Airport Rescue and Firefighting vehicle, and trained staff
- Completed the first winter season of commercial passenger flights!

GOALS FOR FISCAL YEAR 2022-2023

- Continue to operate the Airport in accordance with FAA Part 139 standards
- Pursue funding opportunities for future development projects
- Develop revenue generating activities at the airport to offset the increases in operational expenses

DEPARTMENTAL BUDGET REQUEST FOR FISCAL YEAR 2022-2023

The Department's Fiscal Year 2022-2023 Requested Budget represents an overall increase of \$652,103 in expenditures, and a decrease of \$96,400 in revenues, when compared to the Fiscal Year 2021-2022 Board Approved Budget. As a result, the Requested Net County Cost is increased by \$748,503.

Fuel and Oil for Resale (5361) is increased \$549,267 over what was initially budgeted in FY 21/22. Revenues in the three fuel object codes (4931, 4932, 4937) have increased to correspond to the increase in projected fuel sales. Total revenues actually increased by \$753,600 when the \$850,000 federal grant for the purchase of the ARFF truck is excluded from the prior fiscal year's budget. The associated \$850,000 expense did not appear in the prior year's budget because it was already encumbered. The Requested Net County Cost is decreased by \$101,497.

Personnel Costs increased by \$36,211 compared to the Fiscal Year 2021-2022 Board Approved Budget, due to The Airport Tech Seasonal position was not included in the initial FY 21/22 budget and was added in the middle of the fiscal year. This increase also includes reclassing the current Deputy Director to a range 88 from a range 85. We have also added a Office Technician and made percentage decreases of other staff that was split in this budget to remove them for the Office Technician addition. Also included is standard increases due to the approved MOU as well as reclassing the current Management Analyst to a Deputy Director.

Revenues

4321 (CABLE TV LEASE) increased by \$960: Scheduled rate increases; **4331** (AUTO PARKING) increased by \$21,000: Long term parking rates raised in 2022, and new charge for overnight parking; **4333** (HANGER RENT) increased by \$6,106: Scheduled rate increases;

4334 (TIE DOWN FEES) increased by \$2,400: Based on actuals; **4336** (RENT-A-CAR LEASE) increased by \$1,200: Enterprise will be leasing desk space in the Airport annex building; **4338** (RAMP FEES) increased by \$5,000: Based on actuals; **4340** (HANGAR ONE AERO) decreased by \$1,056: Tenant is no longer leasing two hangars; **4342** (LANDING FEES) increased by \$109,708: United landing fees, not included in initial 21/22 budget; **4301** (INTEREST FROM TREASURY) decreased by \$3,990: Based on actuals (no fund balance); **4311** (RENTS) increased by \$6,454: Scheduled rate increases and new TSA lease in Airport Annex; **4552** (FEDERAL OTHER) decreased by \$850,000: This was a one time grant to purchase the ARFF truck; **4819** (SERVICES & FEES) decreased by \$300: Based on actuals; **4824** (INTER GOVERNMENT CHARGES) increased by \$3,384: Based on the anticipated work that Bishop Airport employees will complete for other budgets; **4931** (SALES OF AVIATION GAS) increased by \$1,000: Based on predicted gallons sold and current fuel pricing; **4932** (SALES OF JET A FUEL) increased by \$120,000: Based on predicted gallons sold and current fuel pricing; **4937** (NON TAX-JET FUEL-MILITARY) increased by \$446,750: United fuel purchases are included in this object code. There is a fuel Buy Back agreement between the fuel vendor, the County and United. The fuel vendor pays the taxes; **4959** (MISCELLANEOUS REVENUE) increased by \$34,984: Includes reimbursement for a portion of the Flight Tech Inc. contract.

Personnel

The Department's Requested Budget represents an increase in the number of fulltime equivalent (FTE) positions that are supported by this budget.

The initial approved FY 21/22 budget did not include the Airport Tech Seasonal position, which was approved by Board Order after budget adoption. Therefore this FY 22/23 does not include an actual increase in authorized strength. There is an increase of 1.55 FTE from prior year budget

Airport Deputy Director Range 85 to Airport Deputy Director Range 88 -This request in change in range from a Range 85 to a Range 88 is to bring consistency to the positions of Deputy Directors across all the divisions as part of Public Works restructuring

Office Technician -The fiscal and clerical tasks for the Airports Division have generally been handled by multiple Office Techs in the Public Works Department. However, with the Bishop Airport's transition to scheduled commercial passenger service, the clerical demands at the Airport have increased dramatically - and several of the new tasks can only be accomplished by someone on site. The operations staff would benefit greatly from an on-site Office Tech to help answer phone calls, ring up overnight parkers, assist with the FAA required daily paperwork, and handle airport tenant badging applications. The onsite Office Tech would also take over the Airport duties currently handled by other Public Works fiscal staff, such as paying invoices, issuing rent bills to Airport tenants, completing monthly fuel sales documents, etc. The salary savings generated by removing or reducing the other Public Works fiscal staff percentages paid from the Airport budgets nearly covers the new Office Tech position.

Services & Supplies

5112 (PERSONAL & SAFETY EQUIPMENT) decreased by \$19,850: Fire fighter turnouts were purchased last year, they last for 10 years; **5171** (MAINTENANCE OF EQUIPMENT) increased by \$2,700: A major component failed in one of the fuel trucks, this budget request includes that repair; **5173** (MAINTENANCE OF EQUIPMENT-MATER) decreased by \$22,700: Many of the items budgeted for last year are not needed this year, one was a fuel farm upgrade project that was completed in fall 2021; **5199** (MAINT OF STRUCTURES-MATERIALS) increased by \$5,200: Budget for replacing old incandescent light fixtures in the hangar and fuel farm areas with LED fixtures; **5232** (OFFICE & OTHER EQUIP < \$5,000) decreased by \$3,500: Some of the items from last year were one time purchases; **5265** (PROFESSIONAL & SPECIAL SERVICE) increased by \$54,350: Includes a new professional service contract with Flight Tech for designing approach procedures, a portion will be reimbursed by MLT;

5291 (OFFICE, SPACE & SITE RENTAL) increased by \$8,000: To cover potential property tax increases; **5311** (GENERAL OPERATING EXPENSE) decreased by \$2,085: Decrease in projected credit card fees; **5331** (TRAVEL EXPENSE) decreased by \$1,000: Based on anticipated travel needs; **5351** (UTILITIES) increased by \$8,000: Utility increases associated with the new terminal building, and overall increased use of the airfield; **5361** (FUEL, OIL & WATER FOR RESALE) increased by \$549,267: Based on predicted gallons sold and current pricing.

Support & Care of Persons

(There are no changes in this object category from the previous fiscal year.)

Fixed Assets

(There are no changes in this object category from the previous fiscal year.)

FISCAL YEAR 2022-2023 REDUCTION IMPACTS TO BASE BUDGET

N/A

FISCAL YEAR 2022-2023 STATE/FEDERAL FUNDING SUMMARY

N/A

FISCAL YEAR 2022-2023 REGULATORY COMPLIANCE SUMMARY

Annual Airport Rescue and Firefighting Live Burn training for four Airport personnel, which is required for FAA Part 139 Certification. Approximate cost is \$7000, the revenue to cover this expense is derived from the United Airlines landing fees.

MAJOR POLICY CONSIDERATIONS BEING REQUESTED

N/A

COUNTY OF INYO
BUD002A - BUDGET REQUESTS

RUNDATE: 06/30/2022 TODAY'S DATE: 09/02/2022

FOR FISCAL YEARS: 07/01/2020 - 06/30/23

	YTD ACTUALS 06/30/2021	BOARD APPROVED 06/30/2022	WORKING BUDGET 06/30/2022	YTD ACTUALS 06/30/2022	DEPT REQUESTED 06/30/2023	CAO RECOMM 06/30/2023	BOARD APPROVED 06/30/2023
BUDGET UNIT: 150100 BISHOP AIRPORT							
FUND: 1501 BISHOP AIRPORT OPERATING							
REVENUES:							
4321 - CABLE TV LEASE	\$31,100	\$32,034	\$32,034	\$32,033	\$32,994	\$32,994	\$0
4331 - AUTO PARKING	\$32,348	\$31,000	\$37,000	\$35,421	\$52,000	\$52,000	\$0
4333 - HANGER RENT	\$101,551	\$99,502	\$102,162	\$101,559	\$105,608	\$105,608	\$0
4334 - TIE DOWN FEES	\$5,246	\$4,100	\$7,304	\$7,115	\$6,500	\$6,500	\$0
4336 - RENT-A-CAR LEASE	\$1,800	\$1,800	\$1,800	\$1,800	\$3,000	\$3,000	\$0
4338 - RAMP FEES	\$19,068	\$12,000	\$17,000	\$17,899	\$17,000	\$17,000	\$0
4340 - HANGAR ONE AERO	\$4,752	\$4,752	\$3,696	\$3,696	\$3,696	\$3,696	\$0
4342 - LANDING FEES	\$0	\$0	\$95,000	\$89,846	\$109,708	\$109,708	\$0
RENTS & LEASES	\$195,867	\$185,188	\$295,996	\$289,370	\$330,506	\$330,506	\$0
4301 - INTEREST FROM TREASURY	(\$2,155)	\$4,000	\$4,000	(\$1,441)	\$10	\$10	\$0
4311 - RENTS	\$104,812	\$94,189	\$94,189	\$95,270	\$100,643	\$100,643	\$0
REV USE OF MONEY & PROPERTY	\$102,656	\$98,189	\$98,189	\$93,829	\$100,653	\$100,653	\$0
4552 - FEDERAL OTHER	\$0	\$850,000	\$0	\$0	\$0	\$0	\$0
4555 - FEDERAL GRANTS	\$13,939	\$0	\$889,011	\$889,011	\$0	\$0	\$0
AID FROM OTHER GOVT AGENCIES	\$13,939	\$850,000	\$889,011	\$889,011	\$0	\$0	\$0
4819 - SERVICES & FEES	\$16,347	\$7,000	\$8,000	\$8,784	\$6,700	\$6,700	\$0
4824 - INTER GOVERNMENT CHARGES	\$7,037	\$15,000	\$15,000	\$7,098	\$18,384	\$18,384	\$0
4931 - SALES OF AVIATION GAS	\$159,184	\$170,000	\$190,000	\$200,171	\$171,000	\$171,000	\$0
4932 - SALES OF JET A FUEL	\$417,227	\$450,000	\$666,000	\$648,184	\$570,000	\$570,000	\$0
4933 - SALES OF OIL	\$102	\$175	\$175	\$167	\$175	\$175	\$0
4937 - NON TAX-JET FUEL-MILITARY	\$163,143	\$330,000	\$550,000	\$569,969	\$776,750	\$776,750	\$0
CHARGES FOR CURRENT SERVICES	\$763,044	\$972,175	\$1,429,175	\$1,434,376	\$1,543,009	\$1,543,009	\$0
4998 - OPERATING TRANSFERS IN	\$56,665	\$0	\$250,000	\$250,000	\$0	\$150,000	\$0
OTHER FINANCING SOURCES	\$56,665	\$0	\$250,000	\$250,000	\$0	\$150,000	\$0
4911 - SALES OF FIXED ASSETS	\$7,708	\$0	\$0	\$0	\$0	\$0	\$0
4959 - MISCELLANEOUS REVENUE	\$2,776	\$2,100	\$2,100	\$2,924	\$37,084	\$37,084	\$0

COUNTY OF INYO
BUD002A - BUDGET REQUESTS

RUNDATE: 06/30/2022 TODAY'S DATE: 09/02/2022

FOR FISCAL YEARS: 07/01/2020 - 06/30/23

	YTD ACTUALS 06/30/2021	BOARD APPROVED 06/30/2022	WORKING BUDGET 06/30/2022	YTD ACTUALS 06/30/2022	DEPT REQUESTED 06/30/2023	CAO RECOMM 06/30/2023	BOARD APPROVED 06/30/2023
OTHER REVENUE	\$10,480	\$2,100	\$2,100	\$2,924	\$37,084	\$37,084	\$0
TOTAL REVENUES:	\$1,142,652	\$2,107,652	\$2,964,471	\$2,959,511	\$2,011,252	\$2,161,252	\$0
EXPENSES:							
5001 - SALARIED EMPLOYEES	\$158,986	\$338,700	\$333,700	\$330,830	\$356,242	\$355,677	\$0
5003 - OVERTIME	\$7,523	\$13,000	\$18,000	\$15,218	\$18,000	\$18,000	\$0
5004 - STANDBY TIME	\$21,164	\$32,100	\$32,100	\$32,650	\$32,100	\$32,100	\$0
5005 - HOLIDAY OVERTIME	\$576	\$1,500	\$1,500	\$937	\$1,500	\$1,500	\$0
5012 - PART TIME EMPLOYEES	\$27,563	\$63,484	\$55,484	\$40,282	\$62,633	\$62,633	\$0
5021 - RETIREMENT & SOCIAL SECURITY	\$17,174	\$31,696	\$31,696	\$32,079	\$32,966	\$32,911	\$0
5022 - PERS RETIREMENT	\$41,604	\$35,345	\$35,345	\$33,428	\$33,721	\$33,721	\$0
5024 - RETIREMENT-UNFUNDED LIAB	\$31,934	\$32,611	\$32,611	\$32,611	\$36,781	\$36,781	\$0
5025 - RETIREE HEALTH BENEFITS	\$23,445	\$17,675	\$17,675	\$18,253	\$19,189	\$19,189	\$0
5031 - MEDICAL INSURANCE	\$13,594	\$49,308	\$49,308	\$46,082	\$60,285	\$60,280	\$0
5032 - DISABILITY INSURANCE	\$2,340	\$4,889	\$4,889	\$4,499	\$4,691	\$4,681	\$0
5042 - SICK LEAVE BUY OUT	\$115	\$0	\$0	\$0	\$0	\$0	\$0
5043 - OTHER BENEFITS	\$10,254	\$8,809	\$8,809	\$8,914	\$7,220	\$7,220	\$0
5045 - COMPENSATED ABSENCE EXPENSE	\$4,383	\$0	\$0	\$0	\$0	\$0	\$0
5046 - OPEB EXPENSE	\$6,232	\$0	\$0	\$0	\$0	\$0	\$0
SALARIES & BENEFITS	\$366,893	\$629,117	\$621,117	\$595,789	\$665,328	\$664,693	\$0
5112 - PERSONAL & SAFETY EQUIPMENT	\$225	\$20,600	\$16,500	\$15,141	\$750	\$750	\$0
5122 - CELL PHONES	\$294	\$500	\$400	\$292	\$500	\$500	\$0
5171 - MAINTENANCE OF EQUIPMENT	\$565	\$6,300	\$12,000	\$5,505	\$9,000	\$9,000	\$0
5173 - MAINTENANCE OF EQUIPMENT-MATER	\$1,918	\$27,700	\$26,200	\$19,834	\$5,000	\$5,000	\$0
5175 - MAINTENANCE - FUEL & LUBRICANT	\$0	\$0	\$0	\$97	\$0	\$0	\$0
5199 - MAINT OF STRUCTURES-MATERIALS	\$0	\$500	\$3,500	\$2,282	\$5,700	\$5,700	\$0
5232 - OFFICE & OTHER EQUIP < \$5,000	\$133	\$3,850	\$1,850	\$3,193	\$350	\$350	\$0
5263 - ADVERTISING	\$202	\$466	\$466	\$120	\$466	\$466	\$0
5265 - PROFESSIONAL & SPECIAL SERVICE	\$23,131	\$27,424	\$38,000	\$38,536	\$81,774	\$81,774	\$0
5291 - OFFICE, SPACE & SITE RENTAL	\$89,764	\$91,860	\$95,698	\$95,557	\$99,860	\$99,860	\$0
5301 - SMALL TOOLS & INSTRUMENTS	\$0	\$500	\$500	\$145	\$500	\$500	\$0
5311 - GENERAL OPERATING EXPENSE	\$26,483	\$31,124	\$40,000	\$39,109	\$29,039	\$29,039	\$0
5326 - LATE FEES & FINANCE CHARGES	\$9	\$0	\$5	\$86	\$0	\$0	\$0

COUNTY OF INYO
BUD002A - BUDGET REQUESTS

RUNDATE: 06/30/2022 TODAY'S DATE: 09/02/2022

FOR FISCAL YEARS: 07/01/2020 - 06/30/23

	YTD ACTUALS 06/30/2021	BOARD APPROVED 06/30/2022	WORKING BUDGET 06/30/2022	YTD ACTUALS 06/30/2022	DEPT REQUESTED 06/30/2023	CAO RECOMM 06/30/2023	BOARD APPROVED 06/30/2023
5331 - TRAVEL EXPENSE	\$3,188	\$5,000	\$5,000	\$4,052	\$4,000	\$4,000	\$0
5351 - UTILITIES	\$27,745	\$27,000	\$35,000	\$33,178	\$35,000	\$35,000	\$0
5361 - FUEL, OIL & WATER FOR RESALE	\$425,607	\$600,733	\$1,100,000	\$1,157,473	\$1,150,000	\$1,150,000	\$0
SERVICES & SUPPLIES	\$599,270	\$843,557	\$1,375,119	\$1,414,608	\$1,421,939	\$1,421,939	\$0
5123 - TECH REFRESH EXPENSE	\$4,061	\$3,016	\$3,016	\$3,016	\$3,157	\$3,157	\$0
5124 - EXTERNAL CHARGES	\$42,912	\$22,116	\$80,000	\$81,528	\$38,000	\$38,000	\$0
5127 - MOBILE DEVICE MANAGEMENT-INTER	\$0	\$18	\$18	\$0	\$0	\$0	\$0
5129 - INTERNAL COPY CHARGES (NON-IS)	\$469	\$500	\$1,200	\$865	\$1,200	\$1,200	\$0
5152 - WORKERS COMPENSATION	\$6,028	\$6,306	\$6,306	\$6,306	\$11,257	\$11,257	\$0
5155 - PUBLIC LIABILITY INSURANCE	\$2,424	\$5,408	\$5,408	\$5,408	\$13,053	\$13,053	\$0
5315 - COUNTY COST PLAN	\$65,470	\$71,825	\$71,825	\$71,825	\$79,750	\$79,750	\$0
5333 - MOTOR POOL	\$6,702	\$8,218	\$12,000	\$12,214	\$8,500	\$8,500	\$0
INTERNAL CHARGES	\$128,067	\$117,407	\$179,773	\$181,163	\$154,917	\$154,917	\$0
5650 - EQUIPMENT	(\$0)	\$0	\$853,674	\$853,673	\$0	\$0	\$0
FIXED ASSETS	(\$0)	\$0	\$853,674	\$853,673	\$0	\$0	\$0
5799 - DEPRECIATION	\$1,056,575	\$0	\$0	\$0	\$0	\$0	\$0
DEPRECIATION	\$1,056,575	\$0	\$0	\$0	\$0	\$0	\$0
TOTAL EXPENSES:	<u>\$2,150,807</u>	<u>\$1,590,081</u>	<u>\$3,029,683</u>	<u>\$3,045,235</u>	<u>\$2,242,184</u>	<u>\$2,241,549</u>	<u>\$0</u>
BUDGET UNIT: 150100 BISHOP AIRPORT	(\$1,008,154)	\$517,571	(\$65,212)	(\$85,723)	(\$230,932)	(\$80,297)	\$0

BISHOP AIRPORT - SPECIAL 150200

DEPARTMENTAL FUNCTIONS

This budget expends funds from an annual grant provided by the State Department of Transportation, Division of Aeronautics. The funding is discretionary and is intended for operations and maintenance at General Aviation Airports. The Bishop Airport Special Aviation Budget augments the Bishop Airport Operating Budget by paying for such items as Fire & Casualty Insurance and maintenance to the Airport grounds.

MAJOR ACCOMPLISHMENTS IN FISCAL YEAR 2021-2022

- Provided financial relief to the Bishop Airport Operating Budget

GOALS FOR FISCAL YEAR 2022-2023

- Continue to provide financial relief to the Bishop Airport Operating Budget

DEPARTMENTAL BUDGET REQUEST FOR FISCAL YEAR 2022-2023

The Department's Fiscal Year 2022-2023 Requested Budget represents an overall increase of \$0 in expenditures, and an increase of \$0 in revenues, when compared to the Fiscal Year 2021-2022 Board Approved Budget. As a result, the Requested Net County Cost is increased by \$0.

Personnel Costs did not change compared to the Fiscal Year 2021-2022 Board Approved Budget.

Revenues

(There are no changes in this object category from the previous fiscal year.)

Personnel

The Department's Requested Budget represents no change in the number of fulltime equivalent (FTE) positions that are supported by this budget.

there are no FTE's budgeted

Services & Supplies

(There are no changes in this object category from the previous fiscal year.)

Support & Care of Persons

(There are no changes in this object category from the previous fiscal year.)

Fixed Assets

(There are no changes in this object category from the previous fiscal year.)

FISCAL YEAR 2022-2023 REDUCTION IMPACTS TO BASE BUDGET

N/A

FISCAL YEAR 2022-2023 STATE/FEDERAL FUNDING SUMMARY

N/A

FISCAL YEAR 2022-2023 REGULATORY COMPLIANCE SUMMARY

N/A

MAJOR POLICY CONSIDERATIONS BEING REQUESTED

N/A

COUNTY OF INYO
BUD002A - BUDGET REQUESTS

RUNDATE: 06/30/2022 TODAY'S DATE: 09/02/2022

FOR FISCAL YEARS: 07/01/2020 - 06/30/23

	YTD ACTUALS 06/30/2021	BOARD APPROVED 06/30/2022	WORKING BUDGET 06/30/2022	YTD ACTUALS 06/30/2022	DEPT REQUESTED 06/30/2023	CAO RECOMM 06/30/2023	BOARD APPROVED 06/30/2023
BUDGET UNIT: 150200 BISHOP AIRPORT - SPECIAL							
FUND: 1502 BISH AIRPORT SPECIAL AVIATION							
REVENUES:							
4301 - INTEREST FROM TREASURY	\$241	\$0	\$0	\$42	\$0	\$0	\$0
REV USE OF MONEY & PROPERTY	\$241	\$0	\$0	\$42	\$0	\$0	\$0
4401 - STATE AID FOR AVIATION	\$10,000	\$10,000	\$10,000	\$10,000	\$10,000	\$10,000	\$0
AID FROM OTHER GOVT AGENCIES	\$10,000	\$10,000	\$10,000	\$10,000	\$10,000	\$10,000	\$0
TOTAL REVENUES:	\$10,241	\$10,000	\$10,000	\$10,042	\$10,000	\$10,000	\$0
EXPENSES:							
5153 - FIRE & CASUALTY INSURANCE	\$3,731	\$4,000	\$4,000	\$3,918	\$4,000	\$4,000	\$0
5265 - PROFESSIONAL & SPECIAL SERVICE	\$898	\$4,053	\$4,053	\$200	\$4,053	\$4,053	\$0
SERVICES & SUPPLIES	\$4,630	\$8,053	\$8,053	\$4,118	\$8,053	\$8,053	\$0
5124 - EXTERNAL CHARGES	\$0	\$1,947	\$1,947	\$1,743	\$1,947	\$1,947	\$0
INTERNAL CHARGES	\$0	\$1,947	\$1,947	\$1,743	\$1,947	\$1,947	\$0
5801 - OPERATING TRANSFERS OUT	\$24,000	\$0	\$0	\$0	\$0	\$0	\$0
OTHER FINANCING USES	\$24,000	\$0	\$0	\$0	\$0	\$0	\$0
TOTAL EXPENSES:	\$28,630	\$10,000	\$10,000	\$5,862	\$10,000	\$10,000	\$0
BUDGET UNIT: 150200 BISHOP AIRPORT - SPECIAL	(\$18,388)	\$0	\$0	\$4,180	\$0	\$0	\$0

BISHOP AIR ENVIR ASSESSMENT 630306

DEPARTMENTAL FUNCTIONS

Under this budget, Environmental Science Associates (ESA) will complete the Environmental Assessment (NEPA) and Initial Study (CEQA) documents for the Runway 12-30 Safety Area Project. The costs associated with the NEPA documents are reimbursable by an active FAA grant, the CEQA costs will be reimbursable in the following fiscal year when a construction grant is issued for the project.

MAJOR ACCOMPLISHMENTS IN FISCAL YEAR 2021-2022

- Completed the NEPA and CEQA documents for the issuance of the Part 139 Operating Certificate

GOALS FOR FISCAL YEAR 2022-2023

- Complete the NEPA and CEQA documents for the Runway Safety Area project

DEPARTMENTAL BUDGET REQUEST FOR FISCAL YEAR 2022-2023

The Department's Fiscal Year 2022-2023 Requested Budget represents an overall decrease of \$161,943 in expenditures, and a decrease of \$36,516 in revenues, when compared to the Fiscal Year 2021-2022 Board Approved Budget. As a result, the Requested Net County Cost is decreased by \$125,427.

Personnel Costs did not change compared to the Fiscal Year 2021-2022 Board Approved Budget.

Revenues

4555 (FEDERAL GRANTS) decreased by \$30,068: based on remaining grant amount; **4562** (COUNTY CONTRIBUTION) increased by \$41,552: based on remaining ACO contribution; **4998** (OPERATING TRANSFERS IN) decreased by \$48,000: budgeted in 4652 per Budget Analyst.

Personnel

The Department's Requested Budget represents no change in the number of fulltime equivalent (FTE) positions that are supported by this budget.

There are no FTE's budgeted

Services & Supplies

5265 (PROFESSIONAL & SPECIAL SERVICE) decreased by \$160,327: contract is encumbered and will roll with budget adoption.

Support & Care of Persons

(There are no changes in this object category from the previous fiscal year.)

Fixed Assets

(There are no changes in this object category from the previous fiscal year.)

FISCAL YEAR 2022-2023 REDUCTION IMPACTS TO BASE BUDGET

N/A

FISCAL YEAR 2022-2023 STATE/FEDERAL FUNDING SUMMARY

N/A

FISCAL YEAR 2022-2023 REGULATORY COMPLIANCE SUMMARY

N/A

MAJOR POLICY CONSIDERATIONS BEING REQUESTED

N/A

COUNTY OF INYO
BUD002A - BUDGET REQUESTS

RUNDATE: 06/30/2022 TODAY'S DATE: 09/02/2022

FOR FISCAL YEARS: 07/01/2020 - 06/30/23

	YTD ACTUALS 06/30/2021	BOARD APPROVED 06/30/2022	WORKING BUDGET 06/30/2022	YTD ACTUALS 06/30/2022	DEPT REQUESTED 06/30/2023	CAO RECOMM 06/30/2023	BOARD APPROVED 06/30/2023
BUDGET UNIT: 630306 BISHOP AIR ENVIR ASSESSMENT							
FUND: 6320 BISH AIR ENV ASSESSEMENT							
REVENUES:							
4555 - FEDERAL GRANTS	\$266,876	\$225,863	\$225,863	\$7,677	\$195,795	\$195,795	\$0
4562 - COUNTY CONTRIBUTION	\$0	\$0	\$0	\$0	\$41,552	\$0	\$0
AID FROM OTHER GOVT AGENCIES	\$266,876	\$225,863	\$225,863	\$7,677	\$237,347	\$195,795	\$0
4998 - OPERATING TRANSFERS IN	\$0	\$48,000	\$48,000	\$0	\$0	\$41,552	\$0
OTHER FINANCING SOURCES	\$0	\$48,000	\$48,000	\$0	\$0	\$41,552	\$0
TOTAL REVENUES:	<u>\$266,876</u>	<u>\$273,863</u>	<u>\$273,863</u>	<u>\$7,677</u>	<u>\$237,347</u>	<u>\$237,347</u>	<u>\$0</u>
EXPENSES:							
5265 - PROFESSIONAL & SPECIAL SERVICE	\$254,001	\$160,327	\$241,426	\$13,293	\$0	\$0	\$0
SERVICES & SUPPLIES	\$254,001	\$160,327	\$241,426	\$13,293	\$0	\$0	\$0
5124 - EXTERNAL CHARGES	\$12,875	\$10,000	\$9,169	\$1,275	\$8,384	\$8,384	\$0
INTERNAL CHARGES	\$12,875	\$10,000	\$9,169	\$1,275	\$8,384	\$8,384	\$0
TOTAL EXPENSES:	<u>\$266,876</u>	<u>\$170,327</u>	<u>\$250,595</u>	<u>\$14,569</u>	<u>\$8,384</u>	<u>\$8,384</u>	<u>\$0</u>
BUDGET UNIT: 630306 BISHOP AIR ENVIR ASSESSMENT	\$0	\$103,536	\$23,268	(\$6,892)	\$228,963	\$228,963	\$0

BUILDING & SAFETY

023200

DEPARTMENTAL FUNCTIONS

Under the purview of the Public Works Department, the Building and Safety Division provides the following functions:

- o Plan checking and inspections services for building construction in the unincorporated areas of the County and for the City of Bishop
- o Performs safety inspections of existing buildings
- o Provides code and permit related answers to questions in person by telephone or fax
- o Issues permits over the counter or by mail from two locations in the County
- o Interacts with other agencies, County, State, LADWP, and SCE as needed during the permit process
- o Interacts with disaster agencies as needed
- o Keeps accurate records of inspections, notices, and interactions with the public

MAJOR ACCOMPLISHMENTS IN FISCAL YEAR 2021-2022

- Provided plan check and Inspection Services for Inyo County and the City of Bishop
- Provided plan check for the County's Consolidated Office Building and issued building permit
- Provided support and inspections for new airport terminal
- Provided the completion of the Cottages at The Oasis of Death Valley
- Provided the completion of the Outfitters at The Oasis of Death Valley

GOALS FOR FISCAL YEAR 2022-2023

- Provide plan check and inspection services for Inyo County and the City of Bishop
- Provide plan check and inspection services for Southern Californian Edison Service center
- Provided plan check and inspections for the Home Street housing project, 12 houses
- Provided plan check and inspections for Oasis of Death Valley new commercial kitchen
- Provide plan check and services to commercial cannabis operations in Sandy Valley and Charleston View

DEPARTMENTAL BUDGET REQUEST FOR FISCAL YEAR 2022-2023

The Department's Fiscal Year 2022-2023 Requested Budget represents an overall increase of \$12,054 in expenditures, and an increase of \$20,000 in revenues, when compared to the Fiscal Year 2021-2022 Board Approved Budget. As a result, the Requested Net County Cost is decreased by \$7,946.

Personnel Costs increased by \$11,519 compared to the Fiscal Year 2021-2022 Board Approved Budget, due to Standard shifts in personnel and COLA increases as well as increase in insurance costs.

Revenues

4131 (CONSTRUCTION PERMITS) increased by \$20,000: Based on actuals.

Personnel

The Department's Requested Budget represents an increase in the number of fulltime equivalent (FTE) positions that are supported by this budget.

There is an increase of .09 FTE from FY 21/22 budget

Services & Supplies

5112 (PERSONAL & SAFETY EQUIPMENT) increased by \$50: based on needs; **5232** (OFFICE & OTHER EQUIP < \$5,000) decreased by \$200: based on need; **5265** (PROFESSIONAL & SPECIAL SERVICE) decreased by \$5,000: based on need; **5311** (GENERAL OPERATING EXPENSE) decreased by \$921: based on need.

Support & Care of Persons

(There are no changes in this object category from the previous fiscal year.)

Fixed Assets

(There are no changes in this object category from the previous fiscal year.)

FISCAL YEAR 2022-2023 REDUCTION IMPACTS TO BASE BUDGET

N/A

FISCAL YEAR 2022-2023 STATE/FEDERAL FUNDING SUMMARY

N/A

FISCAL YEAR 2022-2023 REGULATORY COMPLIANCE SUMMARY

N/A

MAJOR POLICY CONSIDERATIONS BEING REQUESTED

N/A

COUNTY OF INYO
BUD002A - BUDGET REQUESTS

RUNDATE: 06/30/2022 TODAY'S DATE: 09/02/2022

FOR FISCAL YEARS: 07/01/2020 - 06/30/23

	YTD ACTUALS 06/30/2021	BOARD APPROVED 06/30/2022	WORKING BUDGET 06/30/2022	YTD ACTUALS 06/30/2022	DEPT REQUESTED 06/30/2023	CAO RECOMM 06/30/2023	BOARD APPROVED 06/30/2023
BUDGET UNIT: 023200 BUILDING & SAFETY							
FUND: 0001 GENERAL FUND							
REVENUES:							
4131 - CONSTRUCTION PERMITS	\$365,407	\$320,000	\$320,000	\$354,574	\$340,000	\$340,000	\$0
4135 - FEES FOR CONTINUING EDUCATION LICENSES & PERMITS	\$1,023 \$366,430	\$3,500 \$323,500	\$3,500 \$323,500	\$1,876 \$356,450	\$3,500 \$343,500	\$3,500 \$343,500	\$0 \$0
4819 - SERVICES & FEES CHARGES FOR CURRENT SERVICES	\$60,000 \$60,000	\$60,000 \$60,000	\$60,000 \$60,000	\$60,000 \$60,000	\$60,000 \$60,000	\$60,000 \$60,000	\$0 \$0
4922 - SALES OF COPIES	\$0	\$50	\$50	\$50	\$50	\$50	\$0
4959 - MISCELLANEOUS REVENUE OTHER REVENUE	\$105 \$103	\$100 \$150	\$100 \$150	\$98 \$148	\$100 \$150	\$100 \$150	\$0 \$0
TOTAL REVENUES:	<u>\$426,534</u>	<u>\$383,650</u>	<u>\$383,650</u>	<u>\$416,598</u>	<u>\$403,650</u>	<u>\$403,650</u>	<u>\$0</u>
EXPENSES:							
5001 - SALARIED EMPLOYEES	\$211,275	\$231,266	\$231,266	\$218,532	\$235,050	\$235,050	\$0
5003 - OVERTIME	\$3,899	\$5,000	\$5,000	\$3,738	\$5,000	\$5,000	\$0
5005 - HOLIDAY OVERTIME	\$2,299	\$2,500	\$2,500	\$418	\$2,500	\$2,500	\$0
5021 - RETIREMENT & SOCIAL SECURITY	\$17,122	\$18,763	\$18,763	\$17,437	\$19,264	\$19,264	\$0
5022 - PERS RETIREMENT	\$24,433	\$25,805	\$25,805	\$23,477	\$26,418	\$26,418	\$0
5024 - RETIREMENT-UNFUNDED LIAB	\$28,101	\$28,698	\$28,698	\$28,698	\$32,368	\$32,368	\$0
5031 - MEDICAL INSURANCE	\$25,688	\$27,594	\$27,594	\$28,067	\$29,170	\$29,170	\$0
5032 - DISABILITY INSURANCE	\$2,317	\$2,883	\$2,883	\$2,449	\$2,742	\$2,742	\$0
5043 - OTHER BENEFITS SALARIES & BENEFITS	\$12,834 \$327,972	\$12,708 \$355,217	\$12,708 \$355,217	\$13,418 \$336,236	\$14,224 \$366,736	\$14,224 \$366,736	\$0 \$0
5112 - PERSONAL & SAFETY EQUIPMENT	\$150	\$400	\$400	\$150	\$450	\$450	\$0
5122 - CELL PHONES	\$1,167	\$1,320	\$1,320	\$980	\$1,320	\$1,320	\$0
5175 - MAINTENANCE - FUEL & LUBRICANT	\$0	\$0	\$0	\$158	\$0	\$0	\$0
5232 - OFFICE & OTHER EQUIP < \$5,000	\$1,105	\$2,800	\$2,800	\$0	\$2,600	\$2,600	\$0
5265 - PROFESSIONAL & SPECIAL SERVICE	\$5,587	\$15,500	\$12,500	\$0	\$10,500	\$10,500	\$0
5301 - SMALL TOOLS & INSTRUMENTS	\$0	\$200	\$200	\$0	\$200	\$200	\$0

COUNTY OF INYO
BUD002A - BUDGET REQUESTS

RUNDATE: 06/30/2022 TODAY'S DATE: 09/02/2022

FOR FISCAL YEARS: 07/01/2020 - 06/30/23

	YTD ACTUALS 06/30/2021	BOARD APPROVED 06/30/2022	WORKING BUDGET 06/30/2022	YTD ACTUALS 06/30/2022	DEPT REQUESTED 06/30/2023	CAO RECOMM 06/30/2023	BOARD APPROVED 06/30/2023
5311 - GENERAL OPERATING EXPENSE	\$3,141	\$5,921	\$5,921	\$2,917	\$5,000	\$5,000	\$0
5331 - TRAVEL EXPENSE	\$1,046	\$5,500	\$5,500	\$1,985	\$5,500	\$5,500	\$0
5351 - UTILITIES	\$2,219	\$2,500	\$2,500	\$2,151	\$2,500	\$2,500	\$0
SERVICES & SUPPLIES	\$14,418	\$34,141	\$31,141	\$8,342	\$28,070	\$28,070	\$0
5123 - TECH REFRESH EXPENSE	\$4,224	\$3,229	\$3,229	\$3,229	\$3,263	\$3,263	\$0
5124 - EXTERNAL CHARGES	\$0	\$0	\$3,000	\$0	\$4,000	\$4,000	\$0
5127 - MOBILE DEVICE MANAGEMENT-INTER	\$29	\$36	\$36	\$30	\$14	\$14	\$0
5128 - INTERNAL SHREDDING CHARGES	\$134	\$134	\$67	\$67	\$346	\$346	\$0
5129 - INTERNAL COPY CHARGES (NON-IS)	\$17	\$35	\$35	\$1	\$100	\$100	\$0
5152 - WORKERS COMPENSATION	\$2,792	\$3,483	\$3,483	\$3,483	\$4,292	\$4,292	\$0
5155 - PUBLIC LIABILITY INSURANCE	\$2,321	\$5,420	\$5,420	\$5,420	\$6,861	\$6,861	\$0
5333 - MOTOR POOL	\$26,812	\$31,522	\$31,589	\$32,683	\$31,589	\$31,589	\$0
INTERNAL CHARGES	\$36,330	\$43,859	\$46,859	\$44,913	\$50,465	\$50,465	\$0
TOTAL EXPENSES:	<u>\$378,720</u>	<u>\$433,217</u>	<u>\$433,217</u>	<u>\$389,493</u>	<u>\$445,271</u>	<u>\$445,271</u>	<u>\$0</u>
BUDGET UNIT: 023200 BUILDING & SAFETY	\$47,813	(\$49,567)	(\$49,567)	\$27,105	(\$41,621)	(\$41,621)	\$0

COUNTY SERVICE AREA #2

810001

DEPARTMENTAL FUNCTIONS

The Public Works Department administers County Service Area #2 (CSA), which includes the maintenance of the sewer mains in the Aspendell area and associated utility costs. CSA #2 also pays for a percentage of the maintenance costs and capital improvement costs for the sewer plant operated by the U.S. Forest Service. The funding sources for CSA #2 are annual sewer service and lateral connection fees.

MAJOR ACCOMPLISHMENTS IN FISCAL YEAR 2021-2022

- Operated and maintained collection system.
- Maintained CSA2 website.
- Designed repair to sag in sewer line in easement on property of 151 Sumac Rd.
- Coordinated with Advisory Committee for consolidation of system information.
- Coordinated with Aspendell Mutual Water Company for reimbursement of construction costs for re-location of sewer lateral.

GOALS FOR FISCAL YEAR 2022-2023

- Obtain Temporary Construction Easement from Forest Service.
- Obtain new sewer easement from property owner at 151 Sumac Rd.
- Repair sag in sewer line in easement on property of 151 Sumac Rd.
- Consider increase in sewer rates to make future capital improvement to system.
- Upload historical data, improvement information, rate information, and other general information to website.

DEPARTMENTAL BUDGET REQUEST FOR FISCAL YEAR 2022-2023

The Department's Fiscal Year 2022-2023 Requested Budget represents an overall increase of \$6,875 in expenditures, and a decrease of \$1,000 in revenues, when compared to the Fiscal Year 2021-2022 Board Approved Budget. As a result, the Requested Net County Cost is increased by \$7,875.

Personnel Costs increased by \$600 compared to the Fiscal Year 2021-2022 Board Approved Budget, due to standard increases with the approved MOU and rising insurance costs.

Revenues

4301 (INTEREST FROM TREASURY) decreased by \$1,000: based on actuals.

Personnel

The Department's Requested Budget represents no change in the number of fulltime equivalent (FTE) positions that are supported by this budget.

There is no change in FTE from prior year budget

Services & Supplies

(There are no changes in this object category from the previous fiscal year.)

Support & Care of Persons

(There are no changes in this object category from the previous fiscal year.)

Fixed Assets

5700 (CONSTRUCTION IN PROGRESS) increased by \$10,000: due to rising costs.

FISCAL YEAR 2022-2023 REDUCTION IMPACTS TO BASE BUDGET

N/A

FISCAL YEAR 2022-2023 STATE/FEDERAL FUNDING SUMMARY

N/A

FISCAL YEAR 2022-2023 REGULATORY COMPLIANCE SUMMARY

N/A

MAJOR POLICY CONSIDERATIONS BEING REQUESTED

N/A

COUNTY OF INYO
BUD002A - BUDGET REQUESTS

RUNDATE: 06/30/2022 TODAY'S DATE: 09/02/2022

FOR FISCAL YEARS: 07/01/2020 - 06/30/23

	YTD ACTUALS 06/30/2021	BOARD APPROVED 06/30/2022	WORKING BUDGET 06/30/2022	YTD ACTUALS 06/30/2022	DEPT REQUESTED 06/30/2023	CAO RECOMM 06/30/2023	BOARD APPROVED 06/30/2023
BUDGET UNIT: 810001 COUNTY SERVICE AREA #2							
FUND: 8100 COUNTY SERVICE AREA #2							
REVENUES:							
4001 - CURRENT SECURED TAXES	\$2,257	\$0	\$0	\$0	\$0	\$0	\$0
4021 - PRIOR YEAR SECURED TAXES	\$564	\$0	\$0	\$0	\$0	\$0	\$0
TAXES - PROPERTY	\$2,822	\$0	\$0	\$0	\$0	\$0	\$0
4301 - INTEREST FROM TREASURY	\$1,300	\$1,500	\$1,500	\$617	\$500	\$500	\$0
REV USE OF MONEY & PROPERTY	\$1,300	\$1,500	\$1,500	\$617	\$500	\$500	\$0
4753 - SEWER SERVICE/CONNECTION FEES	\$53,382	\$53,000	\$53,000	\$55,440	\$53,000	\$53,000	\$0
CHARGES FOR CURRENT SERVICES	\$53,382	\$53,000	\$53,000	\$55,440	\$53,000	\$53,000	\$0
TOTAL REVENUES:	<u>\$57,505</u>	<u>\$54,500</u>	<u>\$54,500</u>	<u>\$56,057</u>	<u>\$53,500</u>	<u>\$53,500</u>	<u>\$0</u>
EXPENSES:							
5001 - SALARIED EMPLOYEES	\$2,703	\$3,061	\$3,049	\$1,408	\$3,184	\$3,184	\$0
5005 - HOLIDAY OVERTIME	\$23	\$100	\$100	\$0	\$100	\$100	\$0
5021 - RETIREMENT & SOCIAL SECURITY	\$238	\$266	\$266	\$128	\$247	\$247	\$0
5022 - PERS RETIREMENT	(\$5,325)	\$288	\$288	\$132	\$292	\$292	\$0
5024 - RETIREMENT-UNFUNDED LIAB	\$348	\$356	\$356	\$356	\$402	\$402	\$0
5031 - MEDICAL INSURANCE	\$67	\$38	\$50	\$35	\$851	\$851	\$0
5032 - DISABILITY INSURANCE	\$30	\$42	\$42	\$16	\$36	\$36	\$0
5043 - OTHER BENEFITS	\$361	\$361	\$361	\$256	\$0	\$0	\$0
SALARIES & BENEFITS	(\$1,552)	\$4,512	\$4,512	\$2,333	\$5,112	\$5,112	\$0
5263 - ADVERTISING	\$0	\$500	\$500	\$0	\$500	\$500	\$0
5265 - PROFESSIONAL & SPECIAL SERVICE	\$16,457	\$46,500	\$46,500	\$23,104	\$46,500	\$46,500	\$0
5311 - GENERAL OPERATING EXPENSE	\$0	\$2,600	\$2,600	\$41	\$2,600	\$2,600	\$0
SERVICES & SUPPLIES	\$16,457	\$49,600	\$49,600	\$23,145	\$49,600	\$49,600	\$0
5124 - EXTERNAL CHARGES	\$8,641	\$14,700	\$14,700	\$8,597	\$14,700	\$14,700	\$0
5152 - WORKERS COMPENSATION	\$31	\$47	\$47	\$47	\$23	\$23	\$0
5155 - PUBLIC LIABILITY INSURANCE	\$26	\$68	\$68	\$68	\$36	\$36	\$0
5315 - COUNTY COST PLAN	\$2,297	\$3,669	\$3,669	\$3,669	\$0	\$0	\$0

COUNTY OF INYO
BUD002A - BUDGET REQUESTS

RUNDATE: 06/30/2022 TODAY'S DATE: 09/02/2022

FOR FISCAL YEARS: 07/01/2020 - 06/30/23

	YTD ACTUALS 06/30/2021	BOARD APPROVED 06/30/2022	WORKING BUDGET 06/30/2022	YTD ACTUALS 06/30/2022	DEPT REQUESTED 06/30/2023	CAO RECOMM 06/30/2023	BOARD APPROVED 06/30/2023
INTERNAL CHARGES	\$10,995	\$18,484	\$18,484	\$12,381	\$14,759	\$14,759	\$0
5620 - INFRASTRUCTURE	\$0	\$0	\$26,615	\$26,614	\$0	\$0	\$0
5700 - CONSTRUCTION IN PROGRESS FIXED ASSETS	\$0	\$50,000	\$23,385	\$0	\$60,000	\$60,000	\$0
	\$0	\$50,000	\$50,000	\$26,614	\$60,000	\$60,000	\$0
5799 - DEPRECIATION	\$12,753	\$0	\$0	\$0	\$0	\$0	\$0
DEPRECIATION	\$12,753	\$0	\$0	\$0	\$0	\$0	\$0
TOTAL EXPENSES:	<u>\$38,654</u>	<u>\$122,596</u>	<u>\$122,596</u>	<u>\$64,475</u>	<u>\$129,471</u>	<u>\$129,471</u>	<u>\$0</u>
BUDGET UNIT: 810001 COUNTY SERVICE AREA #2	\$18,850	(\$68,096)	(\$68,096)	(\$8,418)	(\$75,971)	(\$75,971)	\$0

PUBLIC WORKS - DEFERRED MAINT 011501

DEPARTMENTAL FUNCTIONS

The Public Works - Deferred Maintenance Budget is used to construct deferred maintenance projects for various County facilities.

MAJOR ACCOMPLISHMENTS IN FISCAL YEAR 2021-2022

- Completed Progress House Generator project.
- Completed Bishop Wellness Center Fencing.
- Started Treasurer Tax Collector Remodel.
- Started Courthouse Clerk - Recorder wall panel fabrication.

GOALS FOR FISCAL YEAR 2022-2023

- Initiate/Complete projects identified and approved under this budget unit.
- Complete Lone Pine HHS - New Heater HVAC installation.
- Design/Bid Animal Shelter Building.
- Train new staff to deliver approved projects under this budget unit.

DEPARTMENTAL BUDGET REQUEST FOR FISCAL YEAR 2022-2023

The Department's Fiscal Year 2022-2023 Requested Budget represents an overall increase of \$242,300 in expenditures, and a decrease of \$268,500 in revenues, when compared to the Fiscal Year 2021-2022 Board Approved Budget. As a result, the Requested Net County Cost is increased by \$510,800.

Personnel Costs did not change compared to the Fiscal Year 2021-2022 Board Approved Budget.

Revenues

4747 (INSURANCE PAYMENTS) increased by \$150,000: based on estimate of project cost; **4998** (OPERATING TRANSFERS IN) decreased by \$418,500: done by the budget team.

Personnel

The Department's Requested Budget represents no change in the number of fulltime equivalent (FTE) positions that are supported by this budget.

There are no FTE's budgeted

Services & Supplies

5191 (MAINTENANCE OF STRUCTURES) increased by \$67,500: based on requested projects; **5263** (ADVERTISING) increased by \$1,800: based on requested projects.

Support & Care of Persons

(There are no changes in this object category from the previous fiscal year.)

Fixed Assets

5640 (STRUCTURES & IMPROVEMENTS) increased by \$175,000: based on requested projects;
5650 (EQUIPMENT) decreased by \$2,000: based on requested projects.

FISCAL YEAR 2022-2023 REDUCTION IMPACTS TO BASE BUDGET

N/A

FISCAL YEAR 2022-2023 STATE/FEDERAL FUNDING SUMMARY

N/A

FISCAL YEAR 2022-2023 REGULATORY COMPLIANCE SUMMARY

N/A

MAJOR POLICY CONSIDERATIONS BEING REQUESTED

N/A

COUNTY OF INYO

BUD002A - BUDGET REQUESTS

RUNDATE: 06/30/2022 TODAY'S DATE: 09/02/2022

FOR FISCAL YEARS: 07/01/2020 - 06/30/23

	YTD ACTUALS 06/30/2021	BOARD APPROVED 06/30/2022	WORKING BUDGET 06/30/2022	YTD ACTUALS 06/30/2022	DEPT REQUESTED 06/30/2023	CAO RECOMM 06/30/2023	BOARD APPROVED 06/30/2023
BUDGET UNIT: 011501 PUBLIC WORKS - DEFERRED MAINT							
FUND: 0026 DEFERRED MAINTENANCE FUND							
REVENUES:							
4747 - INSURANCE PAYMENTS	\$0	\$0	\$0	\$0	\$150,000	\$150,000	\$0
CHARGES FOR CURRENT SERVICES	\$0	\$0	\$0	\$0	\$150,000	\$150,000	\$0
4998 - OPERATING TRANSFERS IN	\$250,722	\$418,500	\$418,500	\$0	\$0	\$1,525,030	\$0
OTHER FINANCING SOURCES	\$250,722	\$418,500	\$418,500	\$0	\$0	\$1,525,030	\$0
TOTAL REVENUES:	<u>\$250,722</u>	<u>\$418,500</u>	<u>\$418,500</u>	<u>\$0</u>	<u>\$150,000</u>	<u>\$1,675,030</u>	<u>\$0</u>
EXPENSES:							
5191 - MAINTENANCE OF STRUCTURES	\$114,332	\$374,000	\$726,731	\$38,173	\$441,500	\$429,000	\$0
5263 - ADVERTISING	\$558	\$4,500	\$4,500	\$69	\$6,300	\$6,300	\$0
5265 - PROFESSIONAL & SPECIAL SERVICE	\$10,570	\$0	\$0	\$0	\$0	\$100,000	\$0
SERVICES & SUPPLIES	\$125,460	\$378,500	\$731,231	\$38,243	\$447,800	\$535,300	\$0
5640 - STRUCTURES & IMPROVEMENTS	\$672,247	\$10,000	\$40,000	\$0	\$185,000	\$1,153,030	\$0
5650 - EQUIPMENT	\$27,954	\$30,000	\$64,926	\$8,072	\$28,000	\$28,000	\$0
FIXED ASSETS	\$700,202	\$40,000	\$104,926	\$8,072	\$213,000	\$1,181,030	\$0
TOTAL EXPENSES:	<u>\$825,663</u>	<u>\$418,500</u>	<u>\$836,157</u>	<u>\$46,315</u>	<u>\$660,800</u>	<u>\$1,716,330</u>	<u>\$0</u>
BUDGET UNIT: 011501 PUBLIC WORKS - DEFERRED MAINT	(\$574,940)	\$0	(\$417,657)	(\$46,315)	(\$510,800)	(\$41,300)	\$0

INDEPENDENCE AIRPORT

150300

DEPARTMENTAL FUNCTIONS

Operate and maintain the Independence Airport at an acceptable standard as defined by the Federal Aviation Administration and the State Division of Aeronautics.

MAJOR ACCOMPLISHMENTS IN FISCAL YEAR 2021-2022

- Maintained and operated airport

GOALS FOR FISCAL YEAR 2022-2023

- Maintain and operate airport
- Demolish and reconstruct the hangar damaged in the April 2022 wind storm

DEPARTMENTAL BUDGET REQUEST FOR FISCAL YEAR 2022-2023

The Department's Fiscal Year 2022-2023 Requested Budget represents an overall increase of \$148,303 in expenditures, and an increase of \$148,980 in revenues, when compared to the Fiscal Year 2021-2022 Board Approved Budget. As a result, the Requested Net County Cost is decreased by \$677.

Personnel Costs increased by \$440 compared to the Fiscal Year 2021-2022 Board Approved Budget, due to fixed costs.

Revenues

4333 (HANGER RENT) decreased by \$1,020: Hangar rental rate was increased, however approx. 6 months of rental income will be lost due to hangar damage; **4747** (INSURANCE PAYMENTS) increased by \$150,000: Hangar destroyed in wind storm, insurance payout expected.

Personnel

The Department's Requested Budget represents no change in the number of fulltime equivalent (FTE) positions that are supported by this budget.

There are no FTE's budgeted in this budget

Services & Supplies

5265 (PROFESSIONAL & SPECIAL SERVICE) increased by \$1,885: Increased for potential services required during the reconstruction of the hangar.

Support & Care of Persons

(There are no changes in this object category from the previous fiscal year.)

Fixed Assets

5700 (CONSTRUCTION IN PROGRESS) increased by \$150,000: Budgeting for the construction contract for reconstructing the hangar. The new hangar will be a fixed asset that will replace the existing hangar asset.

FISCAL YEAR 2022-2023 REDUCTION IMPACTS TO BASE BUDGET

N/A

FISCAL YEAR 2022-2023 STATE/FEDERAL FUNDING SUMMARY

N/A

FISCAL YEAR 2022-2023 REGULATORY COMPLIANCE SUMMARY

N/A

MAJOR POLICY CONSIDERATIONS BEING REQUESTED

N/A

COUNTY OF INYO
BUD002A - BUDGET REQUESTS

RUNDATE: 06/30/2022 TODAY'S DATE: 09/02/2022

FOR FISCAL YEARS: 07/01/2020 - 06/30/23

	YTD ACTUALS 06/30/2021	BOARD APPROVED 06/30/2022	WORKING BUDGET 06/30/2022	YTD ACTUALS 06/30/2022	DEPT REQUESTED 06/30/2023	CAO RECOMM 06/30/2023	BOARD APPROVED 06/30/2023
BUDGET UNIT: 150300 INDEPENDENCE AIRPORT							
FUND: 1503 INDY AIRPORT OPERATING							
REVENUES:							
4333 - HANGER RENT	\$3,120	\$3,120	\$3,120	\$1,800	\$2,100	\$2,100	\$0
4334 - TIE DOWN FEES	\$171	\$150	\$150	\$164	\$150	\$150	\$0
RENTS & LEASES	\$3,291	\$3,270	\$3,270	\$1,964	\$2,250	\$2,250	\$0
4301 - INTEREST FROM TREASURY	\$124	\$350	\$350	\$34	\$350	\$350	\$0
4311 - RENTS	\$14,400	\$14,400	\$14,400	\$14,400	\$14,400	\$14,400	\$0
REV USE OF MONEY & PROPERTY	\$14,524	\$14,750	\$14,750	\$14,434	\$14,750	\$14,750	\$0
4747 - INSURANCE PAYMENTS	\$0	\$0	\$0	\$0	\$150,000	\$150,000	\$0
CHARGES FOR CURRENT SERVICES	\$0	\$0	\$0	\$0	\$150,000	\$150,000	\$0
TOTAL REVENUES:	<u>\$17,815</u>	<u>\$18,020</u>	<u>\$18,020</u>	<u>\$16,398</u>	<u>\$167,000</u>	<u>\$167,000</u>	<u>\$0</u>
EXPENSES:							
5024 - RETIREMENT-UNFUNDED LIAB	\$3,367	\$3,439	\$3,439	\$3,439	\$3,879	\$3,879	\$0
SALARIES & BENEFITS	\$3,367	\$3,439	\$3,439	\$3,439	\$3,879	\$3,879	\$0
5265 - PROFESSIONAL & SPECIAL SERVICE	\$1,224	\$3,600	\$3,600	\$1,322	\$5,485	\$5,485	\$0
SERVICES & SUPPLIES	\$1,224	\$3,600	\$3,600	\$1,322	\$5,485	\$5,485	\$0
5124 - EXTERNAL CHARGES	\$4,912	\$1,936	\$1,936	\$274	\$7,636	\$7,636	\$0
5152 - WORKERS COMPENSATION	\$136	\$0	\$0	\$0	\$0	\$0	\$0
5155 - PUBLIC LIABILITY INSURANCE	\$113	\$0	\$0	\$0	\$0	\$0	\$0
5315 - COUNTY COST PLAN	\$20,247	\$9,722	\$9,722	\$9,722	\$0	\$0	\$0
INTERNAL CHARGES	\$25,408	\$11,658	\$11,658	\$9,996	\$7,636	\$7,636	\$0
5700 - CONSTRUCTION IN PROGRESS	\$0	\$0	\$0	\$0	\$150,000	\$150,000	\$0
FIXED ASSETS	\$0	\$0	\$0	\$0	\$150,000	\$150,000	\$0
5799 - DEPRECIATION	\$48,122	\$0	\$0	\$0	\$0	\$0	\$0
DEPRECIATION	\$48,122	\$0	\$0	\$0	\$0	\$0	\$0

COUNTY OF INYO
BUD002A - BUDGET REQUESTS

RUNDATE: 06/30/2022 TODAY'S DATE: 09/02/2022

FOR FISCAL YEARS: 07/01/2020 - 06/30/23

	YTD ACTUALS 06/30/2021	BOARD APPROVED 06/30/2022	WORKING BUDGET 06/30/2022	YTD ACTUALS 06/30/2022	DEPT REQUESTED 06/30/2023	CAO RECOMM 06/30/2023	BOARD APPROVED 06/30/2023
TOTAL EXPENSES:	\$78,122	\$18,697	\$18,697	\$14,758	\$167,000	\$167,000	\$0
BUDGET UNIT: 150300 INDEPENDENCE AIRPORT	(\$60,306)	(\$677)	(\$677)	\$1,640	\$0	\$0	\$0

INDEPENDENCE AIRPORT - SPECIAL 150400

DEPARTMENTAL FUNCTIONS

This budget expends funds from an annual grant provided by the State Department of Transportation Division of Aeronautics. The funding is discretionary and is intended for operations and maintenance at General Aviation Airports. The Independence Airport Special Aviation Budget augments the Independence Airport Operating Budget by paying for such items as Fire & Casualty Insurance, office and space rent.

MAJOR ACCOMPLISHMENTS IN FISCAL YEAR 2021-2022

- Provided financial relief to the Independence Operating Budget

GOALS FOR FISCAL YEAR 2022-2023

- Provide financial relief to the Independence Operating Budget

DEPARTMENTAL BUDGET REQUEST FOR FISCAL YEAR 2022-2023

The Department's Fiscal Year 2022-2023 Requested Budget represents an overall increase of \$0 in expenditures, and a decrease of \$150 in revenues, when compared to the Fiscal Year 2021-2022 Board Approved Budget. As a result, the Requested Net County Cost is increased by \$150.

Personnel Costs did not change compared to the Fiscal Year 2021-2022 Board Approved Budget.

Revenues

4301 (INTEREST FROM TREASURY) decreased by \$150: based on actuals.

Personnel

The Department's Requested Budget represents no change in the number of fulltime equivalent (FTE) positions that are supported by this budget.

There are no FTE budgeted

Services & Supplies

(There are no changes in this object category from the previous fiscal year.)

Support & Care of Persons

(There are no changes in this object category from the previous fiscal year.)

Fixed Assets

(There are no changes in this object category from the previous fiscal year.)

FISCAL YEAR 2022-2023 REDUCTION IMPACTS TO BASE BUDGET

N/A

FISCAL YEAR 2022-2023 STATE/FEDERAL FUNDING SUMMARY

N/A

FISCAL YEAR 2022-2023 REGULATORY COMPLIANCE SUMMARY

N/A

MAJOR POLICY CONSIDERATIONS BEING REQUESTED

N/A

COUNTY OF INYO
BUD002A - BUDGET REQUESTS

RUNDATE: 06/30/2022 TODAY'S DATE: 09/02/2022

FOR FISCAL YEARS: 07/01/2020 - 06/30/23

	YTD ACTUALS 06/30/2021	BOARD APPROVED 06/30/2022	WORKING BUDGET 06/30/2022	YTD ACTUALS 06/30/2022	DEPT REQUESTED 06/30/2023	CAO RECOMM 06/30/2023	BOARD APPROVED 06/30/2023
BUDGET UNIT: 150400 INDEPENDENCE AIRPORT - SPECIAL							
FUND: 1504 INDY AIRPORT SPECIAL AVIATION							
REVENUES:							
4301 - INTEREST FROM TREASURY	\$185	\$250	\$250	\$87	\$100	\$100	\$0
REV USE OF MONEY & PROPERTY	\$185	\$250	\$250	\$87	\$100	\$100	\$0
4401 - STATE AID FOR AVIATION	\$10,000	\$10,000	\$10,000	\$10,000	\$10,000	\$10,000	\$0
AID FROM OTHER GOVT AGENCIES	\$10,000	\$10,000	\$10,000	\$10,000	\$10,000	\$10,000	\$0
TOTAL REVENUES:	<u>\$10,185</u>	<u>\$10,250</u>	<u>\$10,250</u>	<u>\$10,087</u>	<u>\$10,100</u>	<u>\$10,100</u>	<u>\$0</u>
EXPENSES:							
5153 - FIRE & CASUALTY INSURANCE	\$1,017	\$1,100	\$1,100	\$1,068	\$1,100	\$1,100	\$0
5173 - MAINTENANCE OF EQUIPMENT-MATER	\$0	\$386	\$386	\$0	\$386	\$386	\$0
5199 - MAINT OF STRUCTURES-MATERIALS	\$0	\$500	\$500	\$0	\$500	\$500	\$0
5291 - OFFICE, SPACE & SITE RENTAL	\$4,316	\$5,000	\$5,000	\$4,482	\$5,000	\$5,000	\$0
5311 - GENERAL OPERATING EXPENSE	\$0	\$400	\$400	\$0	\$400	\$400	\$0
5351 - UTILITIES	\$1,153	\$1,500	\$1,500	\$1,220	\$1,500	\$1,500	\$0
SERVICES & SUPPLIES	\$6,488	\$8,886	\$8,886	\$6,772	\$8,886	\$8,886	\$0
5124 - EXTERNAL CHARGES	\$0	\$1,364	\$1,364	\$0	\$1,364	\$1,364	\$0
INTERNAL CHARGES	\$0	\$1,364	\$1,364	\$0	\$1,364	\$1,364	\$0
TOTAL EXPENSES:	<u>\$6,488</u>	<u>\$10,250</u>	<u>\$10,250</u>	<u>\$6,772</u>	<u>\$10,250</u>	<u>\$10,250</u>	<u>\$0</u>
BUDGET UNIT: 150400 INDEPENDENCE AIRPORT - SPECIAL	\$3,696	\$0	\$0	\$3,315	(\$150)	(\$150)	\$0

INDEPENDENCE LIGHTING

800101

DEPARTMENTAL FUNCTIONS

The Public Works Department administers the Independence Lighting District, which is responsible for maintenance and utility costs for the lighting fixtures in the district. Funding for the Independence Lighting District is provided primarily through secured and unsecured taxes. Beginning in FY 2009-2010, the County is responsible for the maintenance of the lights on the highway within the Independence Lighting District.

MAJOR ACCOMPLISHMENTS IN FISCAL YEAR 2021-2022

- Continued administration and maintenance of the Lighting District

GOALS FOR FISCAL YEAR 2022-2023

- Continue to administer District and ensure that lighting fixtures are maintained
- Replace lights as needed in accordance with recently enacted (4/5/2022) Outdoor Lighting Ordinance

DEPARTMENTAL BUDGET REQUEST FOR FISCAL YEAR 2022-2023

The Department's Fiscal Year 2022-2023 Requested Budget represents an overall decrease of \$7,335 in expenditures, and a decrease of \$3,000 in revenues, when compared to the Fiscal Year 2021-2022 Board Approved Budget. As a result, the Requested Net County Cost is decreased by \$4,335.

Personnel Costs decreased by \$624 compared to the Fiscal Year 2021-2022 Board Approved Budget, due to reclassing the current Management Analyst to a Deputy Director as well as adding a Management Analyst and leaving it unfunded for FY 22/23. The decrease is due to shifting some staff out of the lighting districts.

Revenues

4301 (INTEREST FROM TREASURY) decreased by \$3,000: based on actuals.

Personnel

The Department's Requested Budget represents an increase in the number of fulltime equivalent (FTE) positions that are supported by this budget.

There is a increase of .02 FTE from prior year budget

Services & Supplies

(There are no changes in this object category from the previous fiscal year.)

Support & Care of Persons

(There are no changes in this object category from the previous fiscal year.)

Fixed Assets

(There are no changes in this object category from the previous fiscal year.)

FISCAL YEAR 2022-2023 REDUCTION IMPACTS TO BASE BUDGET

N/A

FISCAL YEAR 2022-2023 STATE/FEDERAL FUNDING SUMMARY

N/A

FISCAL YEAR 2022-2023 REGULATORY COMPLIANCE SUMMARY

N/A

MAJOR POLICY CONSIDERATIONS BEING REQUESTED

N/A

COUNTY OF INYO
BUD002A - BUDGET REQUESTS

RUNDATE: 06/30/2022 TODAY'S DATE: 09/02/2022

FOR FISCAL YEARS: 07/01/2020 - 06/30/23

	YTD ACTUALS 06/30/2021	BOARD APPROVED 06/30/2022	WORKING BUDGET 06/30/2022	YTD ACTUALS 06/30/2022	DEPT REQUESTED 06/30/2023	CAO RECOMM 06/30/2023	BOARD APPROVED 06/30/2023
BUDGET UNIT: 800101 INDEPENDENCE LIGHTING							
FUND: 8001 INDEPENDENCE LIGHTING							
REVENUES:							
4001 - CURRENT SECURED TAXES	\$26,501	\$26,110	\$26,110	\$28,129	\$26,110	\$26,110	\$0
4004 - CURRENT UNSECURED TAXES	\$2,057	\$2,400	\$2,400	\$2,186	\$2,400	\$2,400	\$0
4008 - SB813 DISTRIBUTIONS	\$0	\$0	\$0	\$273	\$0	\$0	\$0
4021 - PRIOR YEAR SECURED TAXES	\$311	\$0	\$0	\$276	\$0	\$0	\$0
TAXES - PROPERTY	\$28,870	\$28,510	\$28,510	\$30,866	\$28,510	\$28,510	\$0
4301 - INTEREST FROM TREASURY	\$3,158	\$4,000	\$4,000	\$1,409	\$1,000	\$1,000	\$0
4303 - INTEREST ON TAX FUNDS	\$0	\$0	\$0	\$44	\$0	\$0	\$0
4310 - EQUIPMENT RENTAL	\$0	\$200	\$200	\$0	\$200	\$200	\$0
REV USE OF MONEY & PROPERTY	\$3,158	\$4,200	\$4,200	\$1,454	\$1,200	\$1,200	\$0
4472 - HOMEOWNERS PROPERTY TAX RELIEF	\$136	\$75	\$75	\$136	\$75	\$75	\$0
AID FROM OTHER GOVT AGENCIES	\$136	\$75	\$75	\$136	\$75	\$75	\$0
TOTAL REVENUES:	<u>\$32,165</u>	<u>\$32,785</u>	<u>\$32,785</u>	<u>\$32,457</u>	<u>\$29,785</u>	<u>\$29,785</u>	<u>\$0</u>
EXPENSES:							
5001 - SALARIED EMPLOYEES	\$3,176	\$3,464	\$3,464	\$2,905	\$3,007	\$3,007	\$0
5005 - HOLIDAY OVERTIME	\$0	\$100	\$100	\$0	\$100	\$100	\$0
5021 - RETIREMENT & SOCIAL SECURITY	\$239	\$277	\$277	\$219	\$240	\$240	\$0
5022 - PERS RETIREMENT	\$566	\$591	\$591	\$494	\$506	\$506	\$0
5024 - RETIREMENT-UNFUNDED LIAB	\$116	\$119	\$119	\$119	\$134	\$134	\$0
5031 - MEDICAL INSURANCE	\$395	\$454	\$454	\$387	\$403	\$403	\$0
5032 - DISABILITY INSURANCE	\$34	\$44	\$44	\$32	\$35	\$35	\$0
5043 - OTHER BENEFITS	\$72	\$73	\$73	\$72	\$73	\$73	\$0
SALARIES & BENEFITS	\$4,601	\$5,122	\$5,122	\$4,231	\$4,498	\$4,498	\$0
5173 - MAINTENANCE OF EQUIPMENT-MATER	\$0	\$3,000	\$3,000	\$0	\$3,000	\$3,000	\$0
5191 - MAINTENANCE OF STRUCTURES	\$0	\$7,000	\$7,000	\$0	\$7,000	\$7,000	\$0
5263 - ADVERTISING	\$0	\$500	\$500	\$0	\$500	\$500	\$0
5265 - PROFESSIONAL & SPECIAL SERVICE	\$0	\$3,500	\$3,500	\$0	\$3,500	\$3,500	\$0

COUNTY OF INYO
BUD002A - BUDGET REQUESTS

RUNDATE: 06/30/2022 TODAY'S DATE: 09/02/2022

FOR FISCAL YEARS: 07/01/2020 - 06/30/23

	YTD ACTUALS 06/30/2021	BOARD APPROVED 06/30/2022	WORKING BUDGET 06/30/2022	YTD ACTUALS 06/30/2022	DEPT REQUESTED 06/30/2023	CAO RECOMM 06/30/2023	BOARD APPROVED 06/30/2023
5311 - GENERAL OPERATING EXPENSE	\$105	\$110	\$110	\$105	\$110	\$110	\$0
5351 - UTILITIES	\$4,264	\$5,200	\$5,200	\$3,953	\$5,200	\$5,200	\$0
SERVICES & SUPPLIES	\$4,369	\$19,310	\$19,310	\$4,058	\$19,310	\$19,310	\$0
5124 - EXTERNAL CHARGES	\$0	\$1,500	\$1,500	\$0	\$1,500	\$1,500	\$0
5152 - WORKERS COMPENSATION	\$19	\$50	\$50	\$50	\$55	\$55	\$0
5155 - PUBLIC LIABILITY INSURANCE	\$7	\$79	\$79	\$79	\$87	\$87	\$0
5315 - COUNTY COST PLAN	\$4,406	\$6,724	\$6,724	\$6,724	\$0	\$0	\$0
INTERNAL CHARGES	\$4,432	\$8,353	\$8,353	\$6,853	\$1,642	\$1,642	\$0
TOTAL EXPENSES:	<u>\$13,402</u>	<u>\$32,785</u>	<u>\$32,785</u>	<u>\$15,142</u>	<u>\$25,450</u>	<u>\$25,450</u>	<u>\$0</u>
BUDGET UNIT: 800101 INDEPENDENCE LIGHTING	\$18,762	\$0	\$0	\$17,314	\$4,335	\$4,335	\$0

LONE PINE/DEATH VALLEY AIRPORT

150500

DEPARTMENTAL FUNCTIONS

Provides for the safe and efficient operation of the Lone Pine / Death Valley Airport and maintains the facility at an acceptable standard as defined by the Federal Aviation Administration (FAA), the State Division of Aeronautics, and the County Policy.

MAJOR ACCOMPLISHMENTS IN FISCAL YEAR 2021-2022

- Maintained and operated the Lone Pine/Death Valley Airport

GOALS FOR FISCAL YEAR 2022-2023

- Maintain and operate the Lone Pine/Death Valley Airport
- Replace hangar door components
- Continue to work towards FAA funded improvement projects - Lone Pine Lighting Phase II, Taxiway Pavement Rehabilitation, etc
- Patch large cracks in taxiways with help from the Road Department

DEPARTMENTAL BUDGET REQUEST FOR FISCAL YEAR 2022-2023

The Department's Fiscal Year 2022-2023 Requested Budget represents an overall increase of \$32,408 in expenditures, and an increase of \$32,408 in revenues, when compared to the Fiscal Year 2021-2022 Board Approved Budget. As a result, the Requested Net County Cost is increased by \$0.

Personnel Costs did not change compared to the Fiscal Year 2021-2022 Board Approved Budget.

Revenues

4331 (AUTO PARKING) increased by \$200: Monthly rate was increased; **4333** (HANGER RENT) increased by \$5,530: Monthly rate was increased; **4338** (RAMP FEES) decreased by \$200: Based on actuals from 21/22; **4301** (INTEREST FROM TREASURY) decreased by \$640: Based on actuals from 21/22; **4311** (RENTS) increased by \$6,600: Increase from Mercy Air lease for fuel bowser; **4555** (FEDERAL GRANTS) increased by \$3,000: Based on FAA grant award for COVID relief funding; **4819** (SERVICES & FEES) decreased by \$240: Based on actuals from 21/22; **4931** (SALES OF AVIATION GAS) increased by \$36,000: Based on actuals from 21/22; **4932** (SALES OF JET A FUEL) decreased by \$17,842: Based on actuals from 21/22.

Personnel

The Department's Requested Budget represents no change in the number of fulltime equivalent (FTE) positions that are supported by this budget.

There are no FTE's in this budget

Services & Supplies

5173 (MAINTENANCE OF EQUIPMENT-MATER) increased by \$2,000: Increased for purchase of lighting system components; **5191** (MAINTENANCE OF STRUCTURES) increased by \$10,000: For anticipated hangar door improvements; **5265** (PROFESSIONAL & SPECIAL SERVICE) decreased by \$334: Based on actuals from 21/22; **5281** (RENTS & LEASES-EQUIPMENT) decreased by \$2,520: We will be moving a County owned fuel truck from Bishop to Lone Pine mid fiscal year and terminating the truck lease; **5311** (GENERAL OPERATING EXPENSE) decreased by \$500: Decrease in anticipated credit card fees based on actuals and predicted fuel sales; **5351** (UTILITIES) decreased by \$3,300: Based on actuals from 21/22; **5361** (FUEL, OIL & WATER FOR RESALE) increased by \$32,000: Based on predicted fuel sales.

Support & Care of Persons

(There are no changes in this object category from the previous fiscal year.)

Fixed Assets

(There are no changes in this object category from the previous fiscal year.)

FISCAL YEAR 2022-2023 REDUCTION IMPACTS TO BASE BUDGET

N/A

FISCAL YEAR 2022-2023 STATE/FEDERAL FUNDING SUMMARY

FAA COVID relief grant - can be used to reimburse utility expenses, payroll, etc.

FISCAL YEAR 2022-2023 REGULATORY COMPLIANCE SUMMARY

N/A

MAJOR POLICY CONSIDERATIONS BEING REQUESTED

N/A

COUNTY OF INYO
BUD002A - BUDGET REQUESTS

RUNDATE: 06/30/2022 TODAY'S DATE: 09/02/2022

FOR FISCAL YEARS: 07/01/2020 - 06/30/23

	YTD ACTUALS 06/30/2021	BOARD APPROVED 06/30/2022	WORKING BUDGET 06/30/2022	YTD ACTUALS 06/30/2022	DEPT REQUESTED 06/30/2023	CAO RECOMM 06/30/2023	BOARD APPROVED 06/30/2023
BUDGET UNIT: 150500 LONE PINE/DEATH VALLEY AIRPORT							
FUND: 1505 LP/DV AIRPPORT							
REVENUES:							
4331 - AUTO PARKING	\$2,013	\$2,300	\$2,300	\$2,475	\$2,500	\$2,500	\$0
4333 - HANGER RENT	\$26,820	\$26,470	\$26,470	\$26,990	\$32,000	\$32,000	\$0
4334 - TIE DOWN FEES	\$1,397	\$1,200	\$1,200	\$1,179	\$1,200	\$1,200	\$0
4338 - RAMP FEES	\$1,937	\$400	\$400	\$0	\$200	\$200	\$0
RENTS & LEASES	\$32,167	\$30,370	\$30,370	\$30,644	\$35,900	\$35,900	\$0
4301 - INTEREST FROM TREASURY	\$281	\$700	\$700	\$130	\$60	\$60	\$0
4311 - RENTS	\$1,500	\$900	\$6,300	\$6,300	\$7,500	\$7,500	\$0
REV USE OF MONEY & PROPERTY	\$1,781	\$1,600	\$7,000	\$6,430	\$7,560	\$7,560	\$0
4555 - FEDERAL GRANTS	\$20,000	\$9,000	\$14,000	\$13,555	\$12,000	\$12,000	\$0
AID FROM OTHER GOVT AGENCIES	\$20,000	\$9,000	\$14,000	\$13,555	\$12,000	\$12,000	\$0
4819 - SERVICES & FEES	\$480	\$360	\$360	\$0	\$120	\$120	\$0
4931 - SALES OF AVIATION GAS	\$16,797	\$24,000	\$67,103	\$53,760	\$60,000	\$60,000	\$0
4932 - SALES OF JET A FUEL	\$20,828	\$32,842	\$11,842	\$13,915	\$15,000	\$15,000	\$0
CHARGES FOR CURRENT SERVICES	\$38,105	\$57,202	\$79,305	\$67,676	\$75,120	\$75,120	\$0
4998 - OPERATING TRANSFERS IN	\$0	\$0	\$0	\$0	\$0	\$20,000	\$0
OTHER FINANCING SOURCES	\$0	\$0	\$0	\$0	\$0	\$20,000	\$0
TOTAL REVENUES:	\$92,054	\$98,172	\$130,675	\$118,305	\$130,580	\$150,580	\$0
EXPENSES:							
5173 - MAINTENANCE OF EQUIPMENT-MATER	\$133	\$700	\$1,400	\$351	\$2,700	\$2,700	\$0
5191 - MAINTENANCE OF STRUCTURES	\$0	\$0	\$0	\$0	\$10,000	\$30,000	\$0
5265 - PROFESSIONAL & SPECIAL SERVICE	\$4,481	\$12,530	\$16,812	\$5,584	\$12,196	\$12,196	\$0
5281 - RENTS & LEASES-EQUIPMENT	\$3,232	\$3,600	\$3,600	\$3,232	\$1,080	\$1,080	\$0
5311 - GENERAL OPERATING EXPENSE	\$3,762	\$4,200	\$4,200	\$2,803	\$3,700	\$3,700	\$0
5326 - LATE FEES & FINANCE CHARGES	\$0	\$0	\$45	\$27	\$0	\$0	\$0
5351 - UTILITIES	\$9,899	\$9,500	\$9,500	\$6,482	\$6,200	\$6,200	\$0
5361 - FUEL, OIL & WATER FOR RESALE	\$34,056	\$33,000	\$59,000	\$57,691	\$65,000	\$65,000	\$0

COUNTY OF INYO
BUD002A - BUDGET REQUESTS

RUNDATE: 06/30/2022 TODAY'S DATE: 09/02/2022

FOR FISCAL YEARS: 07/01/2020 - 06/30/23

	YTD ACTUALS 06/30/2021	BOARD APPROVED 06/30/2022	WORKING BUDGET 06/30/2022	YTD ACTUALS 06/30/2022	DEPT REQUESTED 06/30/2023	CAO RECOMM 06/30/2023	BOARD APPROVED 06/30/2023
SERVICES & SUPPLIES	\$55,565	\$63,530	\$94,557	\$76,172	\$100,876	\$120,876	\$0
5124 - EXTERNAL CHARGES	\$13,035	\$4,524	\$6,000	\$5,350	\$22,200	\$22,200	\$0
5315 - COUNTY COST PLAN	\$24,018	\$30,118	\$30,118	\$30,118	\$7,504	\$7,504	\$0
INTERNAL CHARGES	\$37,053	\$34,642	\$36,118	\$35,468	\$29,704	\$29,704	\$0
5799 - DEPRECIATION	\$212,891	\$0	\$0	\$0	\$0	\$0	\$0
DEPRECIATION	\$212,891	\$0	\$0	\$0	\$0	\$0	\$0
TOTAL EXPENSES:	\$305,510	\$98,172	\$130,675	\$111,640	\$130,580	\$150,580	\$0
BUDGET UNIT: 150500 LONE PINE/DEATH VALLEY AIRPORT	(\$213,455)	\$0	\$0	\$6,664	\$0	\$0	\$0

LONE PINE/DEATH VALLEY AIR-SP

150600

DEPARTMENTAL FUNCTIONS

This budget expends funds from an annual grant provided by the State Department of Transportation, Division of Aeronautics. The funding is discretionary and is intended for operations and maintenance at General Aviation Airports. The Lone Pine Special Aviation Budget augments the Lone Pine Airport Operating Budget by assisting with expenses such as Fire & Casualty Insurance, office space and site rental, salaries and benefits, and other miscellaneous expenses.

MAJOR ACCOMPLISHMENTS IN FISCAL YEAR 2021-2022

- Continued financial assistance for the Lone Pine Airport operating budget.

GOALS FOR FISCAL YEAR 2022-2023

- Continue financial assistance to the Lone Pine Airport operating budget.

DEPARTMENTAL BUDGET REQUEST FOR FISCAL YEAR 2022-2023

The Department's Fiscal Year 2022-2023 Requested Budget represents an overall increase of \$274 in expenditures, and a decrease of \$150 in revenues, when compared to the Fiscal Year 2021-2022 Board Approved Budget. As a result, the Requested Net County Cost is increased by \$424.

Personnel Costs increased by \$30 compared to the Fiscal Year 2021-2022 Board Approved Budget, due to retirement unfunded liability costs.

Revenues

4301 (INTEREST FROM TREASURY) decreased by \$150: Based on actuals.

Personnel

The Department's Requested Budget represents no change in the number of fulltime equivalent (FTE) positions that are supported by this budget.

There are no FTE's budgeted

Services & Supplies

5153 (FIRE & CASUALTY INSURANCE) increased by \$31: based on estimates; **5291** (OFFICE, SPACE & SITE RENTAL) increased by \$213: Based on estimates.

Support & Care of Persons

(There are no changes in this object category from the previous fiscal year.)

Fixed Assets

(There are no changes in this object category from the previous fiscal year.)

FISCAL YEAR 2022-2023 REDUCTION IMPACTS TO BASE BUDGET

N/A

FISCAL YEAR 2022-2023 STATE/FEDERAL FUNDING SUMMARY

N/A

FISCAL YEAR 2022-2023 REGULATORY COMPLIANCE SUMMARY

N/A

MAJOR POLICY CONSIDERATIONS BEING REQUESTED

N/A

COUNTY OF INYO
BUD002A - BUDGET REQUESTS

RUNDATE: 06/30/2022 TODAY'S DATE: 09/02/2022

FOR FISCAL YEARS: 07/01/2020 - 06/30/23

	YTD ACTUALS 06/30/2021	BOARD APPROVED 06/30/2022	WORKING BUDGET 06/30/2022	YTD ACTUALS 06/30/2022	DEPT REQUESTED 06/30/2023	CAO RECOMM 06/30/2023	BOARD APPROVED 06/30/2023
BUDGET UNIT: 150600 LONE PINE/DEATH VALLEY AIR-SP							
FUND: 1506 LONE PINE/DEATH VALLEY AIR-SPC							
REVENUES:							
4301 - INTEREST FROM TREASURY	\$176	\$250	\$250	\$81	\$100	\$100	\$0
REV USE OF MONEY & PROPERTY	\$176	\$250	\$250	\$81	\$100	\$100	\$0
4401 - STATE AID FOR AVIATION	\$10,000	\$10,000	\$10,000	\$10,000	\$10,000	\$10,000	\$0
AID FROM OTHER GOVT AGENCIES	\$10,000	\$10,000	\$10,000	\$10,000	\$10,000	\$10,000	\$0
TOTAL REVENUES:	<u>\$10,176</u>	<u>\$10,250</u>	<u>\$10,250</u>	<u>\$10,081</u>	<u>\$10,100</u>	<u>\$10,100</u>	<u>\$0</u>
EXPENSES:							
5024 - RETIREMENT-UNFUNDED LIAB	\$232	\$237	\$237	\$237	\$267	\$267	\$0
SALARIES & BENEFITS	\$232	\$237	\$237	\$237	\$267	\$267	\$0
5153 - FIRE & CASUALTY INSURANCE	\$1,696	\$1,750	\$1,781	\$1,781	\$1,781	\$1,781	\$0
5173 - MAINTENANCE OF EQUIPMENT-MATER	\$0	\$125	\$94	\$0	\$125	\$125	\$0
5199 - MAINT OF STRUCTURES-MATERIALS	\$0	\$544	\$331	\$0	\$544	\$544	\$0
5291 - OFFICE, SPACE & SITE RENTAL	\$4,059	\$4,560	\$4,773	\$4,272	\$4,773	\$4,773	\$0
5311 - GENERAL OPERATING EXPENSE	\$0	\$455	\$455	\$0	\$455	\$455	\$0
SERVICES & SUPPLIES	\$5,755	\$7,434	\$7,434	\$6,053	\$7,678	\$7,678	\$0
5121 - INTERNAL CHARGES	\$0	\$200	\$200	\$0	\$200	\$200	\$0
5124 - EXTERNAL CHARGES	\$2,361	\$2,379	\$2,379	\$776	\$2,379	\$2,379	\$0
5152 - WORKERS COMPENSATION	\$21	\$0	\$0	\$0	\$0	\$0	\$0
5155 - PUBLIC LIABILITY INSURANCE	\$17	\$0	\$0	\$0	\$0	\$0	\$0
INTERNAL CHARGES	\$2,399	\$2,579	\$2,579	\$776	\$2,579	\$2,579	\$0
TOTAL EXPENSES:	<u>\$8,386</u>	<u>\$10,250</u>	<u>\$10,250</u>	<u>\$7,066</u>	<u>\$10,524</u>	<u>\$10,524</u>	<u>\$0</u>
BUDGET UNIT: 150600 LONE PINE/DEATH VALLEY AIR-SP	\$1,789	\$0	\$0	\$3,014	(\$424)	(\$424)	\$0

LONE PINE LIGHTING

800201

DEPARTMENTAL FUNCTIONS

The Public Works Department administers the Lone Pine Lighting District, which is responsible for maintenance and utility costs for the lighting fixtures in the district. Funding for the Lone Pine Lighting District is provided primarily through secured and unsecured taxes.

MAJOR ACCOMPLISHMENTS IN FISCAL YEAR 2021-2022

- Continued administration and maintenance of the Lighting District

GOALS FOR FISCAL YEAR 2022-2023

- Administer District to ensure the lighting fixtures are maintained
- Replace lights as needed in accordance with newly enacted (4/5/2022) Outdoor Lighting Ordinance

DEPARTMENTAL BUDGET REQUEST FOR FISCAL YEAR 2022-2023

The Department's Fiscal Year 2022-2023 Requested Budget represents an overall decrease of \$5,465 in expenditures, and a decrease of \$1,500 in revenues, when compared to the Fiscal Year 2021-2022 Board Approved Budget. As a result, the Requested Net County Cost is decreased by \$3,965.

Personnel Costs decreased by \$624 compared to the Fiscal Year 2021-2022 Board Approved Budget, due to reclassing the current Management Analyst to a Deputy Director as well as adding a Management Analyst and leaving it unfunded for FY 22/23. The decrease is due to shifting some staff out of the lighting districts.

Revenues

4301 (INTEREST FROM TREASURY) decreased by \$1,500: based on actuals.

Personnel

The Department's Requested Budget represents an increase in the number of fulltime equivalent (FTE) positions that are supported by this budget.

There is a increase of .02 FTE from prior year budget

Services & Supplies

(There are no changes in this object category from the previous fiscal year.)

Support & Care of Persons

(There are no changes in this object category from the previous fiscal year.)

Fixed Assets

(There are no changes in this object category from the previous fiscal year.)

FISCAL YEAR 2022-2023 REDUCTION IMPACTS TO BASE BUDGET

N/A

FISCAL YEAR 2022-2023 STATE/FEDERAL FUNDING SUMMARY

N/A

FISCAL YEAR 2022-2023 REGULATORY COMPLIANCE SUMMARY

N/A

MAJOR POLICY CONSIDERATIONS BEING REQUESTED

N/A

COUNTY OF INYO
BUD002A - BUDGET REQUESTS

RUNDATE: 06/30/2022 TODAY'S DATE: 09/02/2022

FOR FISCAL YEARS: 07/01/2020 - 06/30/23

	YTD ACTUALS 06/30/2021	BOARD APPROVED 06/30/2022	WORKING BUDGET 06/30/2022	YTD ACTUALS 06/30/2022	DEPT REQUESTED 06/30/2023	CAO RECOMM 06/30/2023	BOARD APPROVED 06/30/2023
BUDGET UNIT: 800201 LONE PINE LIGHTING							
FUND: 8002 LONE PINE LIGHTING							
REVENUES:							
4001 - CURRENT SECURED TAXES	\$23,203	\$23,000	\$23,000	\$24,427	\$23,000	\$23,000	\$0
4004 - CURRENT UNSECURED TAXES	\$1,779	\$2,000	\$2,000	\$1,874	\$2,000	\$2,000	\$0
4008 - SB813 DISTRIBUTIONS	\$0	\$0	\$0	\$236	\$0	\$0	\$0
4021 - PRIOR YEAR SECURED TAXES	\$275	\$0	\$0	\$242	\$0	\$0	\$0
TAXES - PROPERTY	\$25,258	\$25,000	\$25,000	\$26,781	\$25,000	\$25,000	\$0
4301 - INTEREST FROM TREASURY	\$1,741	\$2,000	\$2,000	\$761	\$500	\$500	\$0
4303 - INTEREST ON TAX FUNDS	\$0	\$0	\$0	\$38	\$0	\$0	\$0
REV USE OF MONEY & PROPERTY	\$1,741	\$2,000	\$2,000	\$800	\$500	\$500	\$0
4472 - HOMEOWNERS PROPERTY TAX RELIEF	\$117	\$60	\$60	\$116	\$60	\$60	\$0
AID FROM OTHER GOVT AGENCIES	\$117	\$60	\$60	\$116	\$60	\$60	\$0
TOTAL REVENUES:	<u>\$27,117</u>	<u>\$27,060</u>	<u>\$27,060</u>	<u>\$27,698</u>	<u>\$25,560</u>	<u>\$25,560</u>	<u>\$0</u>
EXPENSES:							
5001 - SALARIED EMPLOYEES	\$3,176	\$3,464	\$3,464	\$2,905	\$3,007	\$3,007	\$0
5005 - HOLIDAY OVERTIME	\$0	\$100	\$100	\$0	\$100	\$100	\$0
5021 - RETIREMENT & SOCIAL SECURITY	\$239	\$277	\$277	\$219	\$240	\$240	\$0
5022 - PERS RETIREMENT	\$566	\$591	\$591	\$494	\$506	\$506	\$0
5024 - RETIREMENT-UNFUNDED LIAB	\$116	\$119	\$119	\$119	\$134	\$134	\$0
5031 - MEDICAL INSURANCE	\$395	\$454	\$454	\$387	\$403	\$403	\$0
5032 - DISABILITY INSURANCE	\$34	\$44	\$44	\$32	\$35	\$35	\$0
5043 - OTHER BENEFITS	\$72	\$73	\$73	\$72	\$73	\$73	\$0
SALARIES & BENEFITS	\$4,601	\$5,122	\$5,122	\$4,231	\$4,498	\$4,498	\$0
5191 - MAINTENANCE OF STRUCTURES	\$0	\$15,000	\$15,000	\$0	\$15,000	\$15,000	\$0
5265 - PROFESSIONAL & SPECIAL SERVICE	\$0	\$14,000	\$14,000	\$0	\$14,000	\$14,000	\$0
5311 - GENERAL OPERATING EXPENSE	\$105	\$110	\$110	\$105	\$110	\$110	\$0
5351 - UTILITIES	\$12,082	\$12,000	\$12,000	\$12,503	\$12,000	\$12,000	\$0
SERVICES & SUPPLIES	\$12,187	\$41,110	\$41,110	\$12,608	\$41,110	\$41,110	\$0

COUNTY OF INYO

BUD002A - BUDGET REQUESTS

RUNDATE: 06/30/2022 TODAY'S DATE: 09/02/2022

FOR FISCAL YEARS: 07/01/2020 - 06/30/23

	YTD ACTUALS 06/30/2021	BOARD APPROVED 06/30/2022	WORKING BUDGET 06/30/2022	YTD ACTUALS 06/30/2022	DEPT REQUESTED 06/30/2023	CAO RECOMM 06/30/2023	BOARD APPROVED 06/30/2023
5124 - EXTERNAL CHARGES	\$0	\$2,500	\$2,500	\$0	\$2,500	\$2,500	\$0
5152 - WORKERS COMPENSATION	\$19	\$50	\$50	\$50	\$55	\$55	\$0
5155 - PUBLIC LIABILITY INSURANCE	\$7	\$79	\$79	\$79	\$87	\$87	\$0
5315 - COUNTY COST PLAN	\$4,606	\$4,854	\$4,854	\$4,854	\$0	\$0	\$0
INTERNAL CHARGES	\$4,632	\$7,483	\$7,483	\$4,983	\$2,642	\$2,642	\$0
TOTAL EXPENSES:	\$21,420	\$53,715	\$53,715	\$21,822	\$48,250	\$48,250	\$0
BUDGET UNIT: 800201 LONE PINE LIGHTING	\$5,696	(\$26,655)	(\$26,655)	\$5,876	(\$22,690)	(\$22,690)	\$0

MAINTENANCE-BUILDING & GROUNDS

011100

DEPARTMENTAL FUNCTIONS

Oversight of the Maintenance-Building and Grounds budget unit (011100) is provided by the Public Works Department and is intended to utilize a combination of General Fund and Non-General Fund revenue to support all facets of County government. Following is a partial list of services provided by Buildings and Grounds staff:

Maintain all County facilities.

Provide maintenance services for the offices of the courts in Bishop and Independence

Provide Janitorial services and supplies for most County owned facilities and portions of leased buildings.

Maintain the grounds of the Independence campus, the Jail, Juvenile facility, Museum, Commander's House, Edwards' House, Water Department and the Clint Quilter County Consolidated Office Building in Bishop.

Provide repair, maintenance, and support for Inyo County Water Systems. Provide 24/7/365 support for all County facilities and personnel.

MAJOR ACCOMPLISHMENTS IN FISCAL YEAR 2021-2022

- Responded to over 1,000 Maintenance Work Orders in FY 21/22.
- Remodeled the previous ESTA offices at the Bishop Airport and retrofitted the area into baggage processing and ticket counters in preparation for the commencement of commercial flights. Constructed exterior baggage claim structure.
- Assisted with several Water System lateral repairs in Lone Pine and Independence.
- Provided maintenance/repairs/retrofitting at the Consolidated Office Building (COB). Timely responded and addressed issues as they came up at the COB.
- Completed or assisted with numerous Deferred Maintenance projects.

GOALS FOR FISCAL YEAR 2022-2023

- Maintain responsiveness and efficiencies in completion of Maintenance Work Orders.
- Assist with delivery of Deferred Maintenance, ADA accessible and parks projects.
- Obtain Distribution Two (D2) Water Certification for new Building and Maintenance employees. Provide support to the county-controlled water systems. Expand grounds maintenance/custodial cross training for County facilities.
- Continue to work with the project team to finalize up the grades to the COB HVAC/electrical system.

DEPARTMENTAL BUDGET REQUEST FOR FISCAL YEAR 2022-2023

The Department's Fiscal Year 2022-2023 Requested Budget represents an overall increase of \$681,167 in expenditures, and an increase of \$221,183 in revenues, when compared to the Fiscal Year 2021-2022 Board Approved Budget. As a result, the Requested Net County Cost is increased by \$459,984.

Personnel Costs increased by \$236,009 compared to the Fiscal Year 2021-2022 Board Approved Budget, due to Reclasses to Deputy Directors for 3 staff, reclass for 1 staff to Assistant Director, added a Building & Maintenance Worker, added a Building & Water Supervisor to replace the vacancy due to the Deputy Director reclass. Adding a Management Analyst to replace one of the reclasses, however, we left this position unfunded for 22/23. This increase is also due to standard increases with approved MOU.

Revenues

4312 (LEASES) decreased by \$12: I need to do more research on this. Haven't received payment in a couple years. Tried calling all available phone numbers and they are no longer in service; **4318** (INDEPENDENCE LEGION HALL RENT) increased by \$130: Based on actuals; **4821** (INTRA COUNTY CHARGES) increased by \$25,549: based on estimates; **4824** (INTER GOVERNMENT CHARGES) increased by \$195,516: based on COB revenue for billable projects as well as departmental estimates.

Personnel

The Department's Requested Budget represents an increase in the number of fulltime equivalent (FTE) positions that are supported by this budget.

There is an increase of 1.97 FTE from the prior year budget. The following position have been requested;

Building and Maintenance/Water Supervisor to Deputy Director of Building and Maintenance/Water/Parks (Reclassification) - This is a management position to collaborate with and assist the Director of Public Works. Essential duties include: Plans, organizes, coordinates and directs the work of assigned divisions; collaborates with the Director and assists in the planning, organization and direction of activities in the assigned divisions; manages department functions in compliance with all local, state and federal laws and regulations; assists in developing goals and objectives; assists in the development of and implementation of policies and procedures; prepares and administers grant applications; engages in legislative monitoring, analysis, and advocacy; assigns work activities, projects and programs; monitors work flow; reviews and evaluates work products, methods and procedures; assists in the preparation, implementation and administration of various budgets; participates in the forecast of funding levels needed for staffing, equipment, materials and supplies; assists in the selection, training, evaluation and discipline of personnel; develops and manages Requests For Proposals/Qualifications and Public Works contracts; negotiates and administers County contracts; represents the Department to outside agencies, organizations and the public; works closely with other County departments, as well as other public and private organizations; participates in community and professional groups and committees; researches and prepares technical and administrative reports and studies; provides technical assistance as necessary; prepares written correspondence as necessary; performs other duties as assigned.

Building and Maintenance/Water Supervisor -This requested position will be used to backfill the vacancy created by reclassifying the Building and Maintenance/Water Supervisor to Deputy Director. This is a crucial position that oversees the maintenance of the county's facilities, coordinates responding to work orders, assists with deferred maintenance projects, and provides support and repair assistance to the County operated water systems.

Building and Maintenance Worker -This added position will provide the greatly needed support in Building and Maintenance and will respond to work order requests, work on deferred maintenance projects, and assist with repairs to the County operated water systems. This position will also assist the Parks and Recreation Division with deferred maintenance projects in the parks and campgrounds.

Services & Supplies

5112 (PERSONAL & SAFETY EQUIPMENT) decreased by \$500: based on need; **5122** (CELL PHONES) increased by \$200: based on actuals and adding a cell phone for the new hire; **5171** (MAINTENANCE OF EQUIPMENT) increased by \$12,500: based on need; **5175** (MAINTENANCE - FUEL & LUBRICANT) increased by \$15,000: based on actuals with rising fuel costs; **5184** (MAINTENANCE - SHERIFF) increased by \$3,000: based on actuals from 21/22; **5191** (MAINTENANCE OF STRUCTURES) decreased by \$4,400: based on need; **5196** (MAINTENANCE - COB) increased by \$209,500: based on COB needed projects; **5199** (MAINT OF STRUCTURES-MATERIALS) decreased by \$1,300: based on need; **5232** (OFFICE & OTHER EQUIP < \$5,000) increased by \$100: based on need; **5265** (PROFESSIONAL & SPECIAL SERVICE) increased by \$17,600: based on contractual expenses; **5281** (RENTS & LEASES-EQUIPMENT) decreased by \$65: based on actuals; **5291** (OFFICE, SPACE & SITE RENTAL) decreased by \$8,245: moved into the COB so we no longer pay rent; **5301** (SMALL TOOLS & INSTRUMENTS) decreased by \$1,000: based on need; **5311** (GENERAL OPERATING EXPENSE) increased by \$3,000: based on need; **5331** (TRAVEL EXPENSE) decreased by \$272: based on travel needs; **5351** (UTILITIES) increased by \$164,396: based on actuals.

Support & Care of Persons

(There are no changes in this object category from the previous fiscal year.)

Fixed Assets

(There are no changes in this object category from the previous fiscal year.)

FISCAL YEAR 2022-2023 REDUCTION IMPACTS TO BASE BUDGET

N/A

FISCAL YEAR 2022-2023 STATE/FEDERAL FUNDING SUMMARY

N/A

FISCAL YEAR 2022-2023 REGULATORY COMPLIANCE SUMMARY

N/A

MAJOR POLICY CONSIDERATIONS BEING REQUESTED

N/A

COUNTY OF INYO
BUD002A - BUDGET REQUESTS

RUNDATE: 06/30/2022 TODAY'S DATE: 09/02/2022

FOR FISCAL YEARS: 07/01/2020 - 06/30/23

	YTD ACTUALS 06/30/2021	BOARD APPROVED 06/30/2022	WORKING BUDGET 06/30/2022	YTD ACTUALS 06/30/2022	DEPT REQUESTED 06/30/2023	CAO RECOMM 06/30/2023	BOARD APPROVED 06/30/2023
BUDGET UNIT: 011100 MAINTENANCE-BUILDING & GROUNDS							
FUND: 0001 GENERAL FUND							
REVENUES:							
4312 - LEASES	\$0	\$12	\$12	\$0	\$0	\$0	\$0
4318 - INDEPENDENCE LEGION HALL RENT	\$0	\$0	\$65	\$195	\$130	\$130	\$0
REV USE OF MONEY & PROPERTY	\$0	\$12	\$77	\$195	\$130	\$130	\$0
4821 - INTRA COUNTY CHARGES	\$250,614	\$251,206	\$330,000	\$296,368	\$276,755	\$270,505	\$0
4824 - INTER GOVERNMENT CHARGES	\$118,355	\$144,288	\$181,223	\$199,450	\$339,804	\$333,554	\$0
CHARGES FOR CURRENT SERVICES	\$368,969	\$395,494	\$511,223	\$495,819	\$616,559	\$604,059	\$0
4998 - OPERATING TRANSFERS IN	\$4,930	\$17,000	\$17,000	\$0	\$17,000	\$17,000	\$0
OTHER FINANCING SOURCES	\$4,930	\$17,000	\$17,000	\$0	\$17,000	\$17,000	\$0
TOTAL REVENUES:	\$373,899	\$412,506	\$528,300	\$496,014	\$633,689	\$621,189	\$0
EXPENSES:							
5001 - SALARIED EMPLOYEES	\$417,712	\$489,801	\$468,946	\$445,431	\$655,893	\$640,456	\$0
5003 - OVERTIME	\$9,285	\$10,000	\$14,000	\$12,339	\$14,000	\$14,000	\$0
5004 - STANDBY TIME	\$20,613	\$32,100	\$32,100	\$33,170	\$32,100	\$32,100	\$0
5005 - HOLIDAY OVERTIME	\$319	\$500	\$500	\$196	\$500	\$500	\$0
5012 - PART TIME EMPLOYEES	\$0	\$0	\$1,054	\$1,053	\$0	\$0	\$0
5021 - RETIREMENT & SOCIAL SECURITY	\$32,767	\$38,181	\$38,181	\$36,028	\$50,736	\$49,524	\$0
5022 - PERS RETIREMENT	\$57,742	\$65,169	\$65,169	\$58,870	\$81,841	\$80,407	\$0
5024 - RETIREMENT-UNFUNDED LIAB	\$93,714	\$95,700	\$95,700	\$95,700	\$107,939	\$107,939	\$0
5031 - MEDICAL INSURANCE	\$123,956	\$142,548	\$122,000	\$111,926	\$169,026	\$165,137	\$0
5032 - DISABILITY INSURANCE	\$4,597	\$5,925	\$5,925	\$5,280	\$7,220	\$7,043	\$0
5042 - SICK LEAVE BUY OUT	\$230	\$0	\$0	\$0	\$0	\$0	\$0
5043 - OTHER BENEFITS	\$9,896	\$3,322	\$4,123	\$2,912	\$0	\$0	\$0
SALARIES & BENEFITS	\$770,836	\$883,246	\$847,698	\$802,909	\$1,119,255	\$1,097,106	\$0
5112 - PERSONAL & SAFETY EQUIPMENT	\$1,254	\$1,900	\$1,900	\$450	\$1,400	\$1,400	\$0
5122 - CELL PHONES	\$2,707	\$2,800	\$2,400	\$2,262	\$3,000	\$3,000	\$0
5171 - MAINTENANCE OF EQUIPMENT	\$4,741	\$5,500	\$6,500	\$3,561	\$18,000	\$18,000	\$0

COUNTY OF INYO
BUD002A - BUDGET REQUESTS

RUNDATE: 06/30/2022 TODAY'S DATE: 09/02/2022

FOR FISCAL YEARS: 07/01/2020 - 06/30/23

	YTD ACTUALS 06/30/2021	BOARD APPROVED 06/30/2022	WORKING BUDGET 06/30/2022	YTD ACTUALS 06/30/2022	DEPT REQUESTED 06/30/2023	CAO RECOMM 06/30/2023	BOARD APPROVED 06/30/2023
5173 - MAINTENANCE OF EQUIPMENT-MATER	\$0	\$0	\$500	\$136	\$0	\$0	\$0
5175 - MAINTENANCE - FUEL & LUBRICANT	\$103	\$0	\$3,000	\$10,480	\$15,000	\$0	\$0
5184 - MAINTENANCE - SHERIFF	\$9,084	\$14,000	\$15,206	\$11,218	\$17,000	\$17,000	\$0
5190 - MAINT BIG PINE LIBRARY	\$5,666	\$5,666	\$5,666	\$5,666	\$5,666	\$5,666	\$0
5191 - MAINTENANCE OF STRUCTURES	\$14,427	\$12,400	\$10,000	\$3,672	\$8,000	\$8,000	\$0
5196 - MAINTENANCE - COB	\$0	\$0	\$0	\$0	\$209,500	\$209,500	\$0
5199 - MAINT OF STRUCTURES-MATERIALS	\$21,003	\$30,300	\$36,575	\$29,802	\$29,000	\$29,000	\$0
5232 - OFFICE & OTHER EQUIP < \$5,000	\$0	\$900	\$1,000	\$675	\$1,000	\$1,000	\$0
5263 - ADVERTISING	\$124	\$500	\$500	\$737	\$500	\$500	\$0
5265 - PROFESSIONAL & SPECIAL SERVICE	\$116,346	\$163,000	\$164,787	\$103,057	\$180,600	\$180,600	\$0
5281 - RENTS & LEASES-EQUIPMENT	\$125	\$225	\$225	\$112	\$160	\$160	\$0
5291 - OFFICE, SPACE & SITE RENTAL	\$93,523	\$8,245	\$7,794	\$7,793	\$0	\$0	\$0
5301 - SMALL TOOLS & INSTRUMENTS	\$3,554	\$5,000	\$5,411	\$1,961	\$4,000	\$4,000	\$0
5311 - GENERAL OPERATING EXPENSE	\$24,701	\$28,000	\$40,000	\$38,767	\$31,000	\$31,000	\$0
5326 - LATE FEES & FINANCE CHARGES	\$4	\$0	\$100	\$31	\$0	\$0	\$0
5331 - TRAVEL EXPENSE	\$658	\$1,272	\$1,272	\$531	\$1,000	\$1,000	\$0
5351 - UTILITIES	\$461,005	\$357,000	\$592,299	\$528,225	\$521,396	\$521,396	\$0
SERVICES & SUPPLIES	\$759,033	\$636,708	\$895,135	\$749,144	\$1,046,222	\$1,031,222	\$0
5123 - TECH REFRESH EXPENSE	\$3,066	\$4,956	\$4,956	\$4,956	\$2,945	\$2,945	\$0
5127 - MOBILE DEVICE MANAGEMENT-INTER	\$74	\$90	\$90	\$75	\$33	\$33	\$0
5129 - INTERNAL COPY CHARGES (NON-IS)	\$959	\$2,055	\$1,200	\$774	\$1,000	\$1,000	\$0
5152 - WORKERS COMPENSATION	\$29,450	\$24,676	\$24,676	\$24,676	\$49,554	\$49,554	\$0
5155 - PUBLIC LIABILITY INSURANCE	\$6,869	\$12,262	\$12,262	\$12,262	\$16,651	\$16,651	\$0
5333 - MOTOR POOL	\$62,329	\$68,000	\$68,000	\$65,893	\$77,500	\$77,500	\$0
INTERNAL CHARGES	\$102,748	\$112,039	\$111,184	\$108,637	\$147,683	\$147,683	\$0
5561 - PRINCIPAL ON NOTES PAYABLE	\$68,246	\$68,931	\$68,931	\$68,930	\$69,622	\$69,622	\$0
DEBT SERVICE PRINCIPAL	\$68,246	\$68,931	\$68,931	\$68,930	\$69,622	\$69,622	\$0
5553 - INTEREST ON NOTES	\$5,854	\$5,170	\$5,170	\$5,169	\$4,479	\$4,479	\$0
DEBT SERVICE INTEREST	\$5,854	\$5,170	\$5,170	\$5,169	\$4,479	\$4,479	\$0
TOTAL EXPENSES:	\$1,706,718	\$1,706,094	\$1,928,118	\$1,734,791	\$2,387,261	\$2,350,112	\$0

COUNTY OF INYO

BUD002A - BUDGET REQUESTS

RUNDATE: 06/30/2022 TODAY'S DATE: 09/02/2022

FOR FISCAL YEARS: 07/01/2020 - 06/30/23

	YTD ACTUALS 06/30/2021	BOARD APPROVED 06/30/2022	WORKING BUDGET 06/30/2022	YTD ACTUALS 06/30/2022	DEPT REQUESTED 06/30/2023	CAO RECOMM 06/30/2023	BOARD APPROVED 06/30/2023
BUDGET UNIT: 011100 MAINTENANCE-BUILDING & GROUNDS	(\$1,332,818)	(\$1,293,588)	(\$1,399,818)	(\$1,238,776)	(\$1,753,572)	(\$1,728,923)	\$0

PARKS & RECREATION - BUDGET

076998

DEPARTMENTAL FUNCTIONS

The Parks and Recreation Department operates a regional and neighborhood parks system serving both visitors to the County as well as local residents. Recreational facilities include lakes, campgrounds, picnic areas, playgrounds and ballfields. In order to assure the availability of these facilities several improvement projects are scheduled and coordinated throughout the year. The department provides reservation services for the use of County parks, including the collection of fees and deposits. Parks and Recreation is also responsible for protecting and enhancing the primary resources of the campgrounds, flowing waters, ponds and riparian habitat.

MAJOR ACCOMPLISHMENTS IN FISCAL YEAR 2021-2022

- Started ADA restroom rehabilitation project at Millpond Recreational Area
- Purchased fertilizer injector for Lone Pine dog park
- Upgraded all Ventek machines with the new Verizon 5G
- Completed irrigation upgrade at Independence Courthouse for Public Works
- Replaced roof at Pleasant Valley restroom

GOALS FOR FISCAL YEAR 2022-2023

- Continue ADA restroom rehabilitation project at Millpond Recreational Area
- Continue rehabilitation restroom at Diaz Lake Campground
- Run new electrical and data to the Diaz Lake restroom
- Roof replacement at Millpond ball fields dug outs
- Lone Pine Park irrigation upgrade

DEPARTMENTAL BUDGET REQUEST FOR FISCAL YEAR 2022-2023

The Department's Fiscal Year 2022-2023 Requested Budget represents an overall increase of \$137,399 in expenditures, and an increase of \$78,870 in revenues, when compared to the Fiscal Year 2021-2022 Board Approved Budget. As a result, the Requested Net County Cost is increased by \$58,529.

Personnel Costs increased by \$207,381 compared to the Fiscal Year 2021-2022 Board Approved Budget, due to reclassing the current Office Technician to an Admin Analyst, reclassing 1 staff to Deputy Director, reclassing 1 staff to Assistant Director, adding an Office Technician to replace the reclass to Admin Analyst, adding two Park Specialist positions and adding a Management Analyst to replace the Deputy Director reclass, however, we left this position unfunded for FY 22/23. This increase is also due to standard increases due to the approved MOU.

Revenues

4352 (MILLPOND CONCESSIONS) increased by \$10,500: based on prior year actuals; **4475** (OFF HIGHWAY VEHICLE) increased by \$130: based on actuals; **4563** (CONTRIBUTION FROM DWP) increased by \$940: anticipated annual increase;

4781 (PLEASANT VALLEY - CAMP) increased by \$34,000: based on prior year actuals; **4783** (SCHOBBER LANE - CAMP) increased by \$4,000: based on prior year actuals; **4784** (BIG PINE TRIANGLE - CAMP) increased by \$2,000: based on prior year actuals; **4785** (BAKER CREEK - CAMP) increased by \$8,000: based on prior year actuals; **4786** (TINNEMAHA - CAMP) increased by \$3,000: based on actuals; **4787** (TABOOSE - CAMP) increased by \$0: based on prior year actuals; **4788** (INDEPENDENCE CREEK - CAMP) increased by \$1,000: based on actuals; **4789** (PORTUGUESE JOE - CAMP) increased by \$5,000: based on prior year actuals; **4790** (DIAZ LAKE - CAMP) increased by \$15,000: based on prior year actuals; **4791** (TECOPA HOT SPRINGS - CAMP) decreased by \$5,000: based on prior year actuals; **4792** (DAY USE FEES) increased by \$1,000: based on prior year actuals; **4819** (SERVICES & FEES) decreased by \$500: based on actuals; **4936** (MISCELLANEOUS SALES) decreased by \$200: based on actuals.

Personnel

The Department's Requested Budget represents an increase in the number of fulltime equivalent (FTE) positions that are supported by this budget.

There is an increase of 2.4 FTE from prior year budget. The increase to this budget are as follows;
 (2) Park Specialist Leads -These two added positions will provide the needed resources to the Parks and Recreation Division and will assist in bring the County's parks and campgrounds to a higher level of standard and will work in delivering identified deferred maintenance projects for this division. Each of the lead positions will be assigned to a northern and southern section of the County to oversee the maintenance, repair and delivery of projects in the parks and campgrounds. These positions will also provide training and supervision of other subordinate staff members and will assist in succession and retention planning by providing a potential for career ladder promotions.

Services & Supplies

5112 (PERSONAL & SAFETY EQUIPMENT) increased by \$740: due to two new positions; **5122** (CELL PHONES) increased by \$152: due to two new positions that will need cell phones; **5171** (MAINTENANCE OF EQUIPMENT) increased by \$2,000: due to two new positions that will need trucks; **5173** (MAINTENANCE OF EQUIPMENT-MATER) increased by \$900: due to two new positions; **5199** (MAINT OF STRUCTURES-MATERIALS) decreased by \$7,100: based off projects projected; **5232** (OFFICE & OTHER EQUIP < \$5,000) decreased by \$1,591: based on anticipated needs; **5265** (PROFESSIONAL & SPECIAL SERVICE) increased by \$20,768: based on prior year actuals; **5291** (OFFICE, SPACE & SITE RENTAL) increased by \$1,000: based on prior year actuals; **5301** (SMALL TOOLS & INSTRUMENTS) increased by \$2,000: due to two new position needs; **5311** (GENERAL OPERATING EXPENSE) increased by \$17,567: based on current anticipated needs; **5331** (TRAVEL EXPENSE) increased by \$700: travel to Tecopa for maintenance; **5351** (UTILITIES) decreased by \$3,332: based on prior year actuals.

Support & Care of Persons

(There are no changes in this object category from the previous fiscal year.)

Fixed Assets

5650 (EQUIPMENT) decreased by \$120,000: based on current needs.

FISCAL YEAR 2022-2023 REDUCTION IMPACTS TO BASE BUDGET

None

FISCAL YEAR 2022-2023 STATE/FEDERAL FUNDING SUMMARY

Parks and Recreation continues to receive funding from the Department of Recovery and Recycling Department to purchase approximately 10 bear saver recycling/trash bins.

FISCAL YEAR 2022-2023 REGULATORY COMPLIANCE SUMMARY

None

MAJOR POLICY CONSIDERATIONS BEING REQUESTED

None

COUNTY OF INYO
BUD002A - BUDGET REQUESTS

RUNDATE: 06/30/2022 TODAY'S DATE: 09/02/2022

FOR FISCAL YEARS: 07/01/2020 - 06/30/23

	YTD ACTUALS 06/30/2021	BOARD APPROVED 06/30/2022	WORKING BUDGET 06/30/2022	YTD ACTUALS 06/30/2022	DEPT REQUESTED 06/30/2023	CAO RECOMM 06/30/2023	BOARD APPROVED 06/30/2023
BUDGET UNIT: 076999 PARKS & RECREATION							
FUND: 0001 GENERAL FUND							
REVENUES:							
4352 - MILLPOND CONCESSIONS	\$15,026	\$14,500	\$28,000	\$28,950	\$25,000	\$25,000	\$0
RENTS & LEASES	\$15,026	\$14,500	\$28,000	\$28,950	\$25,000	\$25,000	\$0
4312 - LEASES	\$1,884	\$1,968	\$1,968	\$2,109	\$1,968	\$1,968	\$0
REV USE OF MONEY & PROPERTY	\$1,884	\$1,968	\$1,968	\$2,109	\$1,968	\$1,968	\$0
4475 - OFF HIGHWAY VEHICLE	\$682	\$500	\$243	\$597	\$630	\$630	\$0
4498 - STATE GRANTS	\$10,000	\$10,000	\$10,000	\$10,000	\$10,000	\$10,000	\$0
4563 - CONTRIBUTION FROM DWP	\$172,838	\$179,060	\$179,060	\$179,060	\$180,000	\$193,206	\$0
4599 - OTHER AGENCIES	\$0	\$0	\$8,259	\$8,259	\$0	\$0	\$0
AID FROM OTHER GOVT AGENCIES	\$183,520	\$189,560	\$197,562	\$197,916	\$190,630	\$203,836	\$0
4747 - INSURANCE PAYMENTS	\$0	\$0	\$3,132	\$3,132	\$0	\$0	\$0
4781 - PLEASANT VALLEY - CAMP	\$85,281	\$68,000	\$82,000	\$104,585	\$102,000	\$102,000	\$0
4783 - SCHOBBER LANE - CAMP	\$61,818	\$61,000	\$61,000	\$69,568	\$65,000	\$70,000	\$0
4784 - BIG PINE TRIANGLE - CAMP	\$4,423	\$3,000	\$6,000	\$5,135	\$5,000	\$5,000	\$0
4785 - BAKER CREEK - CAMP	\$48,247	\$32,000	\$33,000	\$43,388	\$40,000	\$40,000	\$0
4786 - TINNEMAHA - CAMP	\$27,196	\$20,000	\$24,000	\$24,744	\$23,000	\$23,000	\$0
4787 - TABOOSE - CAMP	\$45,792	\$38,000	\$40,000	\$40,279	\$38,000	\$38,000	\$0
4788 - INDEPENDENCE CREEK - CAMP	\$14,489	\$10,000	\$11,000	\$12,344	\$11,000	\$11,000	\$0
4789 - PORTUGUESE JOE - CAMP	\$21,323	\$15,000	\$18,000	\$24,513	\$20,000	\$20,000	\$0
4790 - DIAZ LAKE - CAMP	\$125,351	\$85,000	\$87,000	\$108,186	\$100,000	\$100,000	\$0
4791 - TECOPA HOT SPRINGS - CAMP	\$5,000	\$5,000	\$0	\$0	\$0	\$0	\$0
4792 - DAY USE FEES	\$300	\$1,000	\$2,000	\$2,250	\$2,000	\$2,000	\$0
4819 - SERVICES & FEES	\$608	\$1,500	\$1,500	\$1,075	\$1,000	\$1,000	\$0
CHARGES FOR CURRENT SERVICES	\$439,830	\$339,500	\$368,632	\$439,202	\$407,000	\$412,000	\$0
4998 - OPERATING TRANSFERS IN	\$0	\$0	\$90,574	\$85,624	\$0	\$133,500	\$0
OTHER FINANCING SOURCES	\$0	\$0	\$90,574	\$85,624	\$0	\$133,500	\$0
4936 - MISCELLANEOUS SALES	\$318	\$500	\$500	\$184	\$300	\$300	\$0

COUNTY OF INYO
BUD002A - BUDGET REQUESTS

RUNDATE: 06/30/2022 TODAY'S DATE: 09/02/2022

FOR FISCAL YEARS: 07/01/2020 - 06/30/23

	YTD ACTUALS 06/30/2021	BOARD APPROVED 06/30/2022	WORKING BUDGET 06/30/2022	YTD ACTUALS 06/30/2022	DEPT REQUESTED 06/30/2023	CAO RECOMM 06/30/2023	BOARD APPROVED 06/30/2023
OTHER REVENUE	\$318	\$500	\$500	\$184	\$300	\$300	\$0
TOTAL REVENUES:	\$640,581	\$546,028	\$687,236	\$753,987	\$624,898	\$776,604	\$0
EXPENSES:							
5001 - SALARIED EMPLOYEES	\$220,353	\$290,388	\$270,024	\$264,338	\$418,638	\$409,553	\$0
5003 - OVERTIME	\$3,524	\$4,210	\$6,210	\$5,970	\$6,300	\$6,300	\$0
5004 - STANDBY TIME	\$15	\$0	\$0	\$0	\$0	\$0	\$0
5005 - HOLIDAY OVERTIME	\$2,281	\$1,737	\$2,537	\$2,577	\$2,600	\$2,600	\$0
5012 - PART TIME EMPLOYEES	\$50,638	\$58,945	\$62,645	\$48,886	\$65,925	\$65,925	\$0
5021 - RETIREMENT & SOCIAL SECURITY	\$20,857	\$27,660	\$26,660	\$25,855	\$38,053	\$37,332	\$0
5022 - PERS RETIREMENT	\$35,002	\$41,683	\$39,000	\$34,725	\$46,516	\$45,558	\$0
5024 - RETIREMENT-UNFUNDED LIAB	\$33,096	\$33,797	\$33,797	\$33,797	\$38,119	\$38,119	\$0
5031 - MEDICAL INSURANCE	\$42,433	\$75,313	\$63,000	\$43,101	\$118,771	\$116,132	\$0
5032 - DISABILITY INSURANCE	\$2,380	\$4,279	\$4,279	\$3,151	\$5,417	\$5,309	\$0
5042 - SICK LEAVE BUY OUT	\$1,825	\$0	\$0	\$0	\$0	\$0	\$0
5043 - OTHER BENEFITS	\$1,341	\$2,166	\$22,660	\$22,273	\$7,220	\$7,220	\$0
SALARIES & BENEFITS	\$413,749	\$540,178	\$530,812	\$484,677	\$747,559	\$734,048	\$0
5112 - PERSONAL & SAFETY EQUIPMENT	\$1,498	\$1,420	\$1,420	\$1,525	\$2,160	\$2,160	\$0
5122 - CELL PHONES	\$1,378	\$3,060	\$3,060	\$2,120	\$3,212	\$3,212	\$0
5171 - MAINTENANCE OF EQUIPMENT	\$702	\$2,500	\$2,500	\$644	\$4,500	\$4,500	\$0
5173 - MAINTENANCE OF EQUIPMENT-MATER	\$3,860	\$4,600	\$4,600	\$4,650	\$5,500	\$5,500	\$0
5182 - MAINTENANCE OF GROUNDS	\$25,387	\$48,500	\$107,440	\$35,939	\$48,500	\$48,500	\$0
5199 - MAINT OF STRUCTURES-MATERIALS	\$1,769	\$12,400	\$12,280	\$4,606	\$5,300	\$5,300	\$0
5232 - OFFICE & OTHER EQUIP < \$5,000	\$11,794	\$21,591	\$21,591	\$18,238	\$20,000	\$20,000	\$0
5263 - ADVERTISING	\$21	\$500	\$500	\$292	\$500	\$500	\$0
5265 - PROFESSIONAL & SPECIAL SERVICE	\$105,302	\$126,309	\$136,559	\$126,912	\$147,077	\$222,077	\$0
5281 - RENTS & LEASES-EQUIPMENT	\$0	\$500	\$500	\$65	\$500	\$500	\$0
5291 - OFFICE, SPACE & SITE RENTAL	\$18,516	\$27,080	\$27,080	\$19,694	\$28,080	\$28,080	\$0
5301 - SMALL TOOLS & INSTRUMENTS	\$4,626	\$4,000	\$4,000	\$3,899	\$6,000	\$6,000	\$0
5311 - GENERAL OPERATING EXPENSE	\$88,893	\$94,933	\$104,193	\$101,378	\$112,500	\$62,500	\$0
5326 - LATE FEES & FINANCE CHARGES	\$6	\$0	\$86	\$93	\$0	\$0	\$0
5331 - TRAVEL EXPENSE	\$8	\$500	\$500	\$93	\$1,200	\$1,200	\$0
5351 - UTILITIES	\$42,754	\$50,940	\$50,940	\$45,235	\$47,608	\$47,608	\$0

COUNTY OF INYO
BUD002A - BUDGET REQUESTS

RUNDATE: 06/30/2022 TODAY'S DATE: 09/02/2022

FOR FISCAL YEARS: 07/01/2020 - 06/30/23

	YTD ACTUALS 06/30/2021	BOARD APPROVED 06/30/2022	WORKING BUDGET 06/30/2022	YTD ACTUALS 06/30/2022	DEPT REQUESTED 06/30/2023	CAO RECOMM 06/30/2023	BOARD APPROVED 06/30/2023
5499 - PRIOR YEAR REFUNDS	\$0	\$0	\$24	\$321	\$0	\$0	\$0
SERVICES & SUPPLIES	\$306,521	\$398,833	\$477,273	\$365,709	\$432,637	\$457,637	\$0
5123 - TECH REFRESH EXPENSE	\$5,056	\$4,956	\$4,956	\$4,956	\$6,102	\$6,102	\$0
5124 - EXTERNAL CHARGES	\$0	\$500	\$500	\$0	\$500	\$500	\$0
5127 - MOBILE DEVICE MANAGEMENT-INTER	\$63	\$126	\$126	\$76	\$34	\$34	\$0
5128 - INTERNAL SHREDDING CHARGES	\$116	\$116	\$126	\$126	\$136	\$136	\$0
5129 - INTERNAL COPY CHARGES (NON-IS)	\$654	\$1,019	\$1,019	\$441	\$1,000	\$1,000	\$0
5152 - WORKERS COMPENSATION	\$7,515	\$7,167	\$7,167	\$7,167	\$6,311	\$6,311	\$0
5155 - PUBLIC LIABILITY INSURANCE	\$13,302	\$108,588	\$108,588	\$108,588	\$97,003	\$97,003	\$0
5333 - MOTOR POOL	\$85,032	\$87,000	\$87,000	\$103,545	\$114,600	\$114,600	\$0
INTERNAL CHARGES	\$111,739	\$209,472	\$209,482	\$224,900	\$225,686	\$225,686	\$0
5539 - OTHER AGENCY CONTRIBUTIONS	\$27,510	\$85,000	\$89,950	\$54,770	\$85,000	\$60,000	\$0
OTHER CHARGES	\$27,510	\$85,000	\$89,950	\$54,770	\$85,000	\$60,000	\$0
5650 - EQUIPMENT	\$0	\$130,000	\$190,000	\$85,624	\$10,000	\$10,000	\$0
5700 - CONSTRUCTION IN PROGRESS	\$76,980	\$0	\$0	\$0	\$0	\$0	\$0
FIXED ASSETS	\$76,980	\$130,000	\$190,000	\$85,624	\$10,000	\$10,000	\$0
5801 - OPERATING TRANSFERS OUT	\$40,000	\$0	\$0	\$0	\$0	\$0	\$0
OTHER FINANCING USES	\$40,000	\$0	\$0	\$0	\$0	\$0	\$0
TOTAL EXPENSES:	<u>\$976,500</u>	<u>\$1,363,483</u>	<u>\$1,497,517</u>	<u>\$1,215,682</u>	<u>\$1,500,882</u>	<u>\$1,487,371</u>	<u>\$0</u>
BUDGET UNIT: 076999 PARKS & RECREATION	(\$335,918)	(\$817,455)	(\$810,281)	(\$461,694)	(\$875,984)	(\$710,767)	\$0

**PER CAPITA GRANT-PROP 68
670200**

DEPARTMENTAL FUNCTIONS

This budget is to administer the grant and additional funds appropriated for water system replacement and vault toilets at Diaz Lake and repairs and maintenance at Laws Museums.

MAJOR ACCOMPLISHMENTS IN FISCAL YEAR 2021-2022

- Produced Design / Bid Packet - AutoCAD drawings and specifications for proposed new Diaz Lake Water System
- Released Bid Packet with projected June 29th bid opening for Diaz Lake Water System

GOALS FOR FISCAL YEAR 2022-2023

- Hire contractor and complete new Diaz Lake Water System
- Develop Bid Packet and go out to bid for Diaz Lake Double Vault Toilet
- Identify balance remaining and identify potential Laws Museum projects

DEPARTMENTAL BUDGET REQUEST FOR FISCAL YEAR 2022-2023

The Department's Fiscal Year 2022-2023 Requested Budget represents an overall increase of \$0 in expenditures, and an increase of \$0 in revenues, when compared to the Fiscal Year 2021-2022 Board Approved Budget. As a result, the Requested Net County Cost is increased by \$0.

Personnel Costs did not change compared to the Fiscal Year 2021-2022 Board Approved Budget.

Revenues

(There are no changes in this object category from the previous fiscal year.)

Personnel

The Department's Requested Budget represents no change in the number of fulltime equivalent (FTE) positions that are supported by this budget.

There are no FTE's budgeted

Services & Supplies

(There are no changes in this object category from the previous fiscal year.)

Support & Care of Persons

(There are no changes in this object category from the previous fiscal year.)

Fixed Assets

(There are no changes in this object category from the previous fiscal year.)

FISCAL YEAR 2022-2023 REDUCTION IMPACTS TO BASE BUDGET

None

FISCAL YEAR 2022-2023 STATE/FEDERAL FUNDING SUMMARY

The Prop 68 funding contract between Inyo County and the State of California, Department of Parks & Recreation was execute on 08/06/2021 for \$400,000. The performance period is July 01, 2018 to June 30, 2024 subject to the terms of the agreement.

FISCAL YEAR 2022-2023 REGULATORY COMPLIANCE SUMMARY

Funds are expected to alleviate compliance issues related to our failing water system at Diaz Lake.

MAJOR POLICY CONSIDERATIONS BEING REQUESTED

None

COUNTY OF INYO

BUD002A - BUDGET REQUESTS

RUNDATE: 06/30/2022 TODAY'S DATE: 09/02/2022

FOR FISCAL YEARS: 07/01/2020 - 06/30/23

	YTD ACTUALS 06/30/2021	BOARD APPROVED 06/30/2022	WORKING BUDGET 06/30/2022	YTD ACTUALS 06/30/2022	DEPT REQUESTED 06/30/2023	CAO RECOMM 06/30/2023	BOARD APPROVED 06/30/2023
BUDGET UNIT: 670200 PER CAPITA GRANT-PROP 68							
FUND: 6601 COUNTY PARKS 1984 IMPROVEMENT							
REVENUES:							
4498 - STATE GRANTS	\$0	\$400,000	\$400,000	\$0	\$400,000	\$400,000	\$0
AID FROM OTHER GOVT AGENCIES	\$0	\$400,000	\$400,000	\$0	\$400,000	\$400,000	\$0
4998 - OPERATING TRANSFERS IN	\$140,000	\$0	\$0	\$0	\$0	\$0	\$0
OTHER FINANCING SOURCES	\$140,000	\$0	\$0	\$0	\$0	\$0	\$0
TOTAL REVENUES:	<u>\$140,000</u>	<u>\$400,000</u>	<u>\$400,000</u>	<u>\$0</u>	<u>\$400,000</u>	<u>\$400,000</u>	<u>\$0</u>
EXPENSES:							
5195 - MAINTENANCE - LAWS MUSEUM	\$0	\$90,000	\$90,000	\$0	\$90,000	\$90,000	\$0
SERVICES & SUPPLIES	\$0	\$90,000	\$90,000	\$0	\$90,000	\$90,000	\$0
5620 - INFRASTRUCTURE	\$0	\$49,000	\$49,000	\$0	\$49,000	\$49,000	\$0
5630 - LAND IMPROVEMENTS	\$0	\$450,000	\$450,000	\$0	\$450,000	\$401,000	\$0
FIXED ASSETS	\$0	\$499,000	\$499,000	\$0	\$499,000	\$450,000	\$0
TOTAL EXPENSES:	<u>\$0</u>	<u>\$589,000</u>	<u>\$589,000</u>	<u>\$0</u>	<u>\$589,000</u>	<u>\$540,000</u>	<u>\$0</u>
BUDGET UNIT: 670200 PER CAPITA GRANT-PROP 68	\$140,000	(\$189,000)	(\$189,000)	\$0	(\$189,000)	(\$140,000)	\$0

RECYCLING & WASTE MGMT

045700

DEPARTMENTAL FUNCTIONS

The County's solid waste disposal facilities and transfer stations are operated and maintained through Recycling and Waste Management (RWM). This unit finances the management of three landfills and eight transfer stations. It also provides for the continuing maintenance of three inactive landfills. Additionally, RWM staff provides oversight of state mandated waste diversion and recycling programs. The unit is managed by the Public Works Department.

MAJOR ACCOMPLISHMENTS IN FISCAL YEAR 2021-2022

- Completed the Keeler landfill mechanical cover project
- Purchased a new loader and two landfill pick ups
- Installed a new water monitoring well at the Bishop Landfill
- Obtained two new grants, Tire Amnesty and Hazardous Household Waste
- Purchased a new forklift through Disaster Preparedness Grant

GOALS FOR FISCAL YEAR 2022-2023

- Concrete Crushing Project
- Lone Pine Solar Project
- Restructure Fee Schedule
- Expand perimeter fencing in Lone Pine and Independence Landfills
- Add intermediate fencing to contain blow trash in Bishop, Independence and Lone Pine Landfills

DEPARTMENTAL BUDGET REQUEST FOR FISCAL YEAR 2022-2023

The Department's Fiscal Year 2022-2023 Requested Budget represents an overall increase of \$54,269 in expenditures, and an increase of \$509,659 in revenues, when compared to the Fiscal Year 2021-2022 Board Approved Budget. As a result, the Requested Net County Cost is decreased by \$455,390.

Personnel Costs increased by \$202,596 compared to the Fiscal Year 2021-2022 Board Approved Budget, due to adding one Office Technician, reclassing the current Office Technician to an Admin Analyst, reclassing the current Superintendent to a Deputy Director, adding a Superintendent to replace the current one due to reclassing but we left this position unfunded for FY 22/23. Reclassing one staff to Assistant Director, adding a gate attendant, adding a lead Equipment Operator, adding a Foreman and reclassing one staff to Deputy Director. This increase is also due to standard increases due to the approved MOU.

Revenues

4085 (TRANSACTION & USE TAX) increased by \$100,000: based on actuals; **4185**
 (COMMERCIAL TRASH COLLECT PRMT) increased by \$25,000: based on prior year actuals; **4301**
 (INTEREST FROM TREASURY) decreased by \$10,000: based on prior year actuals;

4499 (STATE OTHER) increased by \$40,000: addition of HHW Grant; **4735** (SW FEES - BISHOP - SUNLAND) increased by \$10,000: based on prior year actuals; **4736** (SW FEES - BIG PINE TRANSFER) decreased by \$1,500: based on prior year actuals; **4737** (SW FEES - INDEPENDENCE) decreased by \$1,000: based on prior year actuals; **4738** (SW FEES - LONE PINE) decreased by \$5,000: based on prior year actuals; **4751** (SEPTAGE POND FEES) increased by \$6,000: based on prior year actuals; **4819** (SERVICES & FEES) increased by \$5,000: Additional fees for the mattress program and increase in Ewaste proceeds from CalRecycle; **4828** (INTERNAL SHREDDING REVENUE) increased by \$9,159: based on new shredding contract; **4998** (OPERATING TRANSFERS IN) increased by \$327,000: planned equipment and vehicle purchase; **4911** (SALES OF FIXED ASSETS) increased by \$5,000: anticipated selling of equipment.

Personnel

The Department's Requested Budget represents an increase in the number of fulltime equivalent (FTE) positions that are supported by this budget.

There is an increase of 3.81 FTE from the prior year. The increase includes;

Solid Waste Superintendent to Deputy Director of Recycling and Waste Mgmt reclassification -This is a management position to collaborate with and assist the Director of Public Works. Essential duties include: Plans, organizes, coordinates and directs the work of assigned division; collaborates with the Director and assists in the planning, organization and direction of activities in the assigned division; manages department functions in compliance with all local, state and federal laws and regulations; assists in developing goals and objectives; assists in the development of and implementation of policies and procedures; prepares and administers grant applications; engages in legislative monitoring, analysis, and advocacy; assigns work activities, projects and programs; monitors work flow; reviews and evaluates work products, methods and procedures; assists in the preparation, implementation and administration of various budgets; participates in the forecast of funding levels needed for staffing, equipment, materials and supplies; assists in the selection, training, evaluation and discipline of personnel; develops and manages Requests For Proposals/Qualifications and Public Works contracts; negotiates and administers County contracts; represents the Department to outside agencies, organizations and the public; works closely with other County departments, as well as other public and private organizations; participates in community and professional groups and committees; researches and prepares technical and administrative reports and studies; provides technical assistance as necessary; prepares written correspondence as necessary; performs other duties as assigned.

Solid Waste Superintendent (requested unfunded position) -This requested unfunded position will be used in the future to backfill the vacancy created by reclassifying the solid waste superintendent to Deputy Director. As this division undergoes restructuring, the filling of this position will be evaluated, and a future request will be made to fund and fill this position. This position, under the general supervision of the Deputy Director, will plan, coordinate and direct all aspects of the integrated solid waste/recycling programs and services for Inyo County; ensure County compliance with all related laws and regulations; administer related grants and contracts including waste hauling and recycling permits and franchise agreements; plan and administer public education programs; supervise and evaluate the work of landfill and transfer station employees; oversee and assist with professional solid waste and landfill engineering services; and perform related duties and responsibilities as required.

Foreman - Currently the Superintendent position is handling the inside and outside management role to 12 staff members. Solid waste is the highest regulated department in the county. The addition of an outside foreman would give the Superintendent the time to focus on the current regulations and be more prepared for the new regulations. I feel this position will also help to support the 12 staff members better to complete their jobs more efficiently while building morale in our department.

Gate Attendant - . Our department currently has 6 gate attendants to operate 3 landfills and 1 transfer station. Coverage of the gatehouses can be challenging when staff is out on vacation or sick time, even if we have

enough staff to cover locations we still end up paying overtime to staff for missing their lunch hour. Gate staff is also responsible for outside duties, these duties include picking up blow trash, boxing electronic waste, loading mattresses and tires, separating batteries and placing in shipping containers, etc. These duties fall behind when staff is out. Our department feels it would help us stay in compliance with the outside duties and give other staff their proper lunch hours with the addition of 1 additional gate attendant.

Services & Supplies

5158 (INSURANCE PREMIUM) decreased by \$3,000: based on prior year actuals; **5173** (MAINTENANCE OF EQUIPMENT-MATER) increased by \$5,500: due to increase in prices of parts and shipping; **5175** (MAINTENANCE - FUEL & LUBRICANT) increased by \$34,000: due to increase in fuel prices; **5177** (MAINTENANCE OF COMPUTER SYSTEM) increased by \$3,040: due to additional camera software and computer needs; **5182** (MAINTENANCE OF GROUNDS) increased by \$2,000: due to projected projects; **5199** (MAINT OF STRUCTURES-MATERIALS) increased by \$4,000: due to projected projects; **5232** (OFFICE & OTHER EQUIP < \$5,000) increased by \$3,600: due to new updated computer at Bishop Landfill needed for new cameras for license plate recognition; **5260** (HEALTH - EMPLOYEE PHYSICALS) increased by \$250: based on upcoming physicals that are due; **5263** (ADVERTISING) decreased by \$1,000: based on current needs; **5265** (PROFESSIONAL & SPECIAL SERVICE) decreased by \$51,640: due to CPI increases in waste hauling contracts; **5281** (RENTS & LEASES-EQUIPMENT) increased by \$70,000: due to concrete crushing project projected for this fiscal year; **5291** (OFFICE, SPACE & SITE RENTAL) increased by \$260: due to new Bishop Consolidated Office Building; **5301** (SMALL TOOLS & INSTRUMENTS) increased by \$4,100: purchase of portable welder; **5311** (GENERAL OPERATING EXPENSE) decreased by \$3,750: based on prior year actuals; **5322** (NON OPERATING) decreased by \$35,000: based on consultant estimate; **5331** (TRAVEL EXPENSE) decreased by \$10,300: Truck driving school is not anticipated for this year; **5351** (UTILITIES) decreased by \$2,088: based on prior year actuals, phone costs have decreased.

Support & Care of Persons

(There are no changes in this object category from the previous fiscal year.)

Fixed Assets

5620 (INFRASTRUCTURE) increased by \$50,000: new gas extraction well for Bishop Sunland Landfill; **5650** (EQUIPMENT) increased by \$275,000: purchase of roll off truck, roll off bins and roll off lids; **5655** (VEHICLES) increased by \$42,677: purchase of vehicle.

FISCAL YEAR 2022-2023 REDUCTION IMPACTS TO BASE BUDGET

None

FISCAL YEAR 2022-2023 STATE/FEDERAL FUNDING SUMMARY

The State Used Oil Grant program awarded \$15,000 to help the County provide free waste oil disposal and recycling at each of the manned facilities in Inyo County, this funding appears to be steady and consistent. The Tire Amnesty Grant program awarded \$20,000 to help the County provide free tire disposal and combat against illegal dumping. The Hazardous Household Waste program awarded \$40,000 for the collection and removal of inventoried items received during events. Also, the addition of concrete slabs with shade structures at all four drop off locations.

FISCAL YEAR 2022-2023 REGULATORY COMPLIANCE SUMMARY

Recycling and Waste Management currently reports to six (6) separate regulatory agencies. The six agencies are: CalRecycle, Lahontan Regional Water Quality Board, Great Basin Air Pollution Control Board, the Board of Equalization, Local Enforcement Agency and Department of Toxic Substance Control (DTSC).

o CalRecycle tracks how much waste we bury in the landfill, tracks diversion, issues solid waste facility permits and implements state and federal laws regarding disposal of solid waste.

o Board of equalization collects the California Recycling and Waste Management Fee of \$1.40 for every ton of waste buried in County Landfills; this cost is expected to be \$40,000 in FY 2022-2023.

o The Lahontan Regional Water Quality Board regulates the ground water effects from the landfills. The RWM program is required to pay \$79,000 to the Lahontan Regional Water Quality Board a \$10,000 increase from previous years.

o Great Basin Air Pollution Control District regulates the dust, diesel and other emissions that come from the landfills. The RWM program pays \$1,350 to the Great Basin Air Pollution Control District each year.

o The Local Enforcement Agency performs monthly inspections of the landfills and transfer stations and reports their findings to CalRecycle. RWM pays \$18,500 in annual inspections fees to the Inyo County Environmental Health office to provide Local Enforcement Agency inspections.

MAJOR POLICY CONSIDERATIONS BEING REQUESTED

None

COUNTY OF INYO

BUD002A - BUDGET REQUESTS

RUNDATE: 06/30/2022 TODAY'S DATE: 09/02/2022

FOR FISCAL YEARS: 07/01/2020 - 06/30/23

	YTD ACTUALS 06/30/2021	BOARD APPROVED 06/30/2022	WORKING BUDGET 06/30/2022	YTD ACTUALS 06/30/2022	DEPT REQUESTED 06/30/2023	CAO RECOMM 06/30/2023	BOARD APPROVED 06/30/2023
BUDGET UNIT: 045700 RECYCLING & WASTE MGMT							
FUND: 0020 RECYCLING & WASTE MGMT							
REVENUES:							
4085 - TRANSACTION & USE TAX	\$1,600,429	\$1,500,000	\$1,500,000	\$1,954,397	\$1,600,000	\$1,600,000	\$0
TAXES - SALES	\$1,600,429	\$1,500,000	\$1,500,000	\$1,954,397	\$1,600,000	\$1,600,000	\$0
4185 - COMMERCIAL TRASH COLLECT PRMT	\$498,354	\$475,000	\$475,000	\$532,753	\$500,000	\$500,000	\$0
LICENSES & PERMITS	\$498,354	\$475,000	\$475,000	\$532,753	\$500,000	\$500,000	\$0
4301 - INTEREST FROM TREASURY	\$24,279	\$20,000	\$15,401	\$11,175	\$10,000	\$10,000	\$0
4311 - RENTS	\$3,080	\$4,380	\$4,380	\$4,055	\$4,380	\$4,380	\$0
REV USE OF MONEY & PROPERTY	\$27,359	\$24,380	\$19,781	\$15,230	\$14,380	\$14,380	\$0
4499 - STATE OTHER	\$15,316	\$35,000	\$35,000	\$21,249	\$75,000	\$75,000	\$0
AID FROM OTHER GOVT AGENCIES	\$15,316	\$35,000	\$35,000	\$21,249	\$75,000	\$75,000	\$0
4728 - SOLID WASTE FEES	\$1,191,366	\$1,200,000	\$1,200,000	\$1,173,352	\$1,200,000	\$1,200,000	\$0
4735 - SW FEES - BISHOP - SUNLAND	\$254,208	\$220,000	\$220,000	\$247,281	\$230,000	\$230,000	\$0
4736 - SW FEES - BIG PINE TRANSFER	\$13,304	\$11,500	\$11,500	\$9,964	\$10,000	\$10,000	\$0
4737 - SW FEES - INDEPENDENCE	\$13,285	\$13,000	\$13,000	\$11,340	\$12,000	\$12,000	\$0
4738 - SW FEES - LONE PINE	\$46,412	\$45,000	\$45,000	\$38,875	\$40,000	\$40,000	\$0
4751 - SEPTAGE POND FEES	\$50,920	\$44,000	\$44,000	\$60,645	\$50,000	\$50,000	\$0
4819 - SERVICES & FEES	\$24,498	\$25,000	\$25,000	\$36,703	\$30,000	\$30,000	\$0
4828 - INTERNAL SHREDDING REVENUE	\$13,833	\$13,833	\$18,432	\$18,387	\$22,992	\$22,992	\$0
CHARGES FOR CURRENT SERVICES	\$1,607,828	\$1,572,333	\$1,576,932	\$1,596,548	\$1,594,992	\$1,594,992	\$0
4998 - OPERATING TRANSFERS IN	\$0	\$0	\$784,730	\$272,270	\$327,000	\$327,000	\$0
OTHER FINANCING SOURCES	\$0	\$0	\$784,730	\$272,270	\$327,000	\$327,000	\$0
4911 - SALES OF FIXED ASSETS	\$14,154	\$15,000	\$40,125	\$40,125	\$20,000	\$20,000	\$0
4999 - PRIOR YEARS REIMBURSEMENTS	\$0	\$0	\$0	\$65	\$0	\$0	\$0
OTHER REVENUE	\$14,154	\$15,000	\$40,125	\$40,190	\$20,000	\$20,000	\$0
TOTAL REVENUES:	\$3,763,442	\$3,621,713	\$4,431,568	\$4,432,638	\$4,131,372	\$4,131,372	\$0

COUNTY OF INYO
BUD002A - BUDGET REQUESTS

RUNDATE: 06/30/2022 TODAY'S DATE: 09/02/2022

FOR FISCAL YEARS: 07/01/2020 - 06/30/23

	YTD ACTUALS 06/30/2021	BOARD APPROVED 06/30/2022	WORKING BUDGET 06/30/2022	YTD ACTUALS 06/30/2022	DEPT REQUESTED 06/30/2023	CAO RECOMM 06/30/2023	BOARD APPROVED 06/30/2023
EXPENSES:							
5001 - SALARIED EMPLOYEES	\$697,963	\$843,816	\$840,316	\$760,694	\$985,870	\$950,352	\$0
5003 - OVERTIME	\$7,740	\$12,210	\$12,210	\$10,887	\$13,000	\$13,000	\$0
5005 - HOLIDAY OVERTIME	\$3,881	\$5,010	\$5,010	\$3,669	\$5,000	\$5,000	\$0
5021 - RETIREMENT & SOCIAL SECURITY	\$53,972	\$67,737	\$67,737	\$58,775	\$77,044	\$74,278	\$0
5022 - PERS RETIREMENT	\$94,444	\$107,028	\$107,028	\$90,403	\$112,940	\$109,257	\$0
5024 - RETIREMENT-UNFUNDED LIAB	\$138,771	\$141,711	\$141,711	\$141,711	\$159,835	\$159,835	\$0
5025 - RETIREE HEALTH BENEFITS	\$73,953	\$97,554	\$97,554	\$73,784	\$77,397	\$77,397	\$0
5031 - MEDICAL INSURANCE	\$142,603	\$174,862	\$174,862	\$152,752	\$222,320	\$211,792	\$0
5032 - DISABILITY INSURANCE	\$7,473	\$10,391	\$10,391	\$8,504	\$10,953	\$10,554	\$0
5042 - SICK LEAVE BUY OUT	\$2,912	\$0	\$0	\$0	\$0	\$0	\$0
5043 - OTHER BENEFITS	\$19,319	\$15,884	\$19,384	\$19,317	\$14,440	\$14,440	\$0
SALARIES & BENEFITS	\$1,243,036	\$1,476,203	\$1,476,203	\$1,320,500	\$1,678,799	\$1,625,905	\$0
5112 - PERSONAL & SAFETY EQUIPMENT	\$2,021	\$2,150	\$2,150	\$2,085	\$2,150	\$2,150	\$0
5122 - CELL PHONES	\$922	\$960	\$960	\$917	\$960	\$960	\$0
5154 - UNEMPLOYMENT INSURANCE	\$5,228	\$0	\$0	(\$69)	\$0	\$0	\$0
5158 - INSURANCE PREMIUM	\$31,165	\$33,000	\$28,396	\$28,396	\$30,000	\$30,000	\$0
5171 - MAINTENANCE OF EQUIPMENT	\$8,509	\$12,500	\$14,547	\$13,437	\$12,500	\$12,500	\$0
5173 - MAINTENANCE OF EQUIPMENT-MATER	\$72,267	\$73,000	\$84,579	\$60,826	\$78,500	\$78,500	\$0
5175 - MAINTENANCE - FUEL & LUBRICANT	\$86,742	\$116,000	\$126,000	\$141,732	\$150,000	\$150,000	\$0
5177 - MAINTENANCE OF COMPUTER SYSTEM	\$4,024	\$4,080	\$5,332	\$5,331	\$7,120	\$7,120	\$0
5182 - MAINTENANCE OF GROUNDS	\$1,470	\$3,000	\$724	\$40	\$5,000	\$5,000	\$0
5199 - MAINT OF STRUCTURES-MATERIALS	\$2,840	\$3,500	\$3,500	\$416	\$7,500	\$7,500	\$0
5232 - OFFICE & OTHER EQUIP < \$5,000	\$11,297	\$6,400	\$13,000	\$12,126	\$10,000	\$10,000	\$0
5260 - HEALTH - EMPLOYEE PHYSICALS	\$859	\$1,000	\$1,000	\$0	\$1,250	\$1,250	\$0
5263 - ADVERTISING	\$2,693	\$3,000	\$3,000	\$1,023	\$2,000	\$2,000	\$0
5265 - PROFESSIONAL & SPECIAL SERVICE	\$712,035	\$923,112	\$888,786	\$881,354	\$871,472	\$871,472	\$0
5273 - SETTLEMENTS	\$0	\$0	\$654,460	\$654,460	\$0	\$0	\$0
5281 - RENTS & LEASES-EQUIPMENT	\$61,865	\$950	\$950	\$450	\$70,950	\$70,950	\$0
5291 - OFFICE, SPACE & SITE RENTAL	\$24,637	\$35,661	\$36,497	\$35,417	\$35,921	\$35,921	\$0
5301 - SMALL TOOLS & INSTRUMENTS	\$1,014	\$1,500	\$1,500	\$131	\$5,600	\$5,600	\$0
5311 - GENERAL OPERATING EXPENSE	\$149,479	\$163,450	\$163,450	\$163,310	\$159,700	\$159,700	\$0
5322 - NON OPERATING	\$91,086	\$60,000	\$60,000	\$1,720	\$25,000	\$145,000	\$0

COUNTY OF INYO
BUD002A - BUDGET REQUESTS

RUNDATE: 06/30/2022 TODAY'S DATE: 09/02/2022

FOR FISCAL YEARS: 07/01/2020 - 06/30/23

	YTD ACTUALS 06/30/2021	BOARD APPROVED 06/30/2022	WORKING BUDGET 06/30/2022	YTD ACTUALS 06/30/2022	DEPT REQUESTED 06/30/2023	CAO RECOMM 06/30/2023	BOARD APPROVED 06/30/2023
5326 - LATE FEES & FINANCE CHARGES	\$0	\$0	\$157	\$277	\$0	\$0	\$0
5331 - TRAVEL EXPENSE	\$370	\$14,300	\$16,497	\$15,518	\$4,000	\$4,000	\$0
5351 - UTILITIES	\$12,925	\$14,040	\$14,040	\$11,322	\$11,952	\$11,952	\$0
SERVICES & SUPPLIES	\$1,283,456	\$1,471,603	\$2,119,525	\$2,030,225	\$1,491,575	\$1,611,575	\$0
5123 - TECH REFRESH EXPENSE	\$6,376	\$6,783	\$6,783	\$6,783	\$7,614	\$7,614	\$0
5124 - EXTERNAL CHARGES	\$108,898	\$204,965	\$259,965	\$162,090	\$217,408	\$217,408	\$0
5128 - INTERNAL SHREDDING CHARGES	\$116	\$116	\$126	\$126	\$136	\$136	\$0
5129 - INTERNAL COPY CHARGES (NON-IS)	\$1,998	\$2,000	\$2,000	\$1,919	\$2,500	\$2,500	\$0
5152 - WORKERS COMPENSATION	\$16,554	\$17,273	\$17,273	\$17,273	\$18,287	\$18,287	\$0
5155 - PUBLIC LIABILITY INSURANCE	\$8,772	\$17,915	\$17,915	\$17,915	\$24,087	\$24,087	\$0
5315 - COUNTY COST PLAN	\$126,389	\$105,519	\$105,519	\$105,519	\$98,831	\$98,831	\$0
5333 - MOTOR POOL	\$21,424	\$18,000	\$8,000	\$7,718	\$0	\$0	\$0
INTERNAL CHARGES	\$290,527	\$372,571	\$417,581	\$319,344	\$368,863	\$368,863	\$0
5561 - PRINCIPAL ON NOTES PAYABLE	\$232,902	\$195,719	\$207,000	\$206,681	\$100,426	\$100,426	\$0
DEBT SERVICE PRINCIPAL	\$232,902	\$195,719	\$207,000	\$206,681	\$100,426	\$100,426	\$0
5553 - INTEREST ON NOTES	\$20,656	\$22,552	\$21,489	\$12,744	\$6,577	\$6,577	\$0
DEBT SERVICE INTEREST	\$20,656	\$22,552	\$21,489	\$12,744	\$6,577	\$6,577	\$0
5600 - LAND	\$0	\$522,000	\$0	\$0	\$522,000	\$522,000	\$0
5620 - INFRASTRUCTURE	\$0	\$0	\$0	\$0	\$50,000	\$50,000	\$0
5640 - STRUCTURES & IMPROVEMENTS	\$13,905	\$0	\$0	\$0	\$0	\$0	\$0
5650 - EQUIPMENT	\$173,449	\$0	\$272,270	\$272,269	\$275,000	\$275,000	\$0
5655 - VEHICLES	\$83,080	\$2,323	\$4,459	\$4,458	\$45,000	\$45,000	\$0
FIXED ASSETS	\$270,434	\$524,323	\$276,729	\$276,727	\$892,000	\$892,000	\$0
5801 - OPERATING TRANSFERS OUT	\$0	\$721,000	\$761,125	\$761,125	\$300,000	\$300,000	\$0
OTHER FINANCING USES	\$0	\$721,000	\$761,125	\$761,125	\$300,000	\$300,000	\$0
TOTAL EXPENSES:	\$3,341,015	\$4,783,971	\$5,279,652	\$4,927,350	\$4,838,240	\$4,905,346	\$0
BUDGET UNIT: 045700 RECYCLING & WASTE MGMT	\$422,426	(\$1,162,258)	(\$848,084)	(\$494,711)	(\$706,868)	(\$773,974)	\$0

RECYCLING & WASTE CAPITAL IMPR 045701

DEPARTMENTAL FUNCTIONS

In 2020, staff set out to develop a better way to plan for the replacement and financing of equipment. Conventional replacement procedures depended on annual budgetary means to replace equipment and didn't necessarily leave funding for emergency break downs. As such, planning was restricted to an annual basis. This fund enables our department to buy equipment out right which eliminates interest charges.

MAJOR ACCOMPLISHMENTS IN FISCAL YEAR 2021-2022

- Purchased a new 938M Loader
- Surplus and sold a 2008 Roll-Off Truck

GOALS FOR FISCAL YEAR 2022-2023

- Purchase a work truck for outside staff
- Purchase a car for office staff needs
- Purchase a new Roll-Off Truck

DEPARTMENTAL BUDGET REQUEST FOR FISCAL YEAR 2022-2023

The Department's Fiscal Year 2022-2023 Requested Budget represents an overall increase of \$327,000 in expenditures, and a decrease of \$421,000 in revenues, when compared to the Fiscal Year 2021-2022 Board Approved Budget. As a result, the Requested Net County Cost is increased by \$748,000.

This fund was set up in 2020 and was seeded with a starting amount of 721,000 dollars. The approved plan/fund has a set amount of 300,000 dollars to be deposited every year thereafter to complete our equipment purchasing needs.

Personnel Costs did not change compared to the Fiscal Year 2021-2022 Board Approved Budget.

Revenues

4998 (OPERATING TRANSFERS IN) decreased by \$421,000: Initial deposit was \$721,000 to start the fund. Preceding years are estimated to be \$300,000.

Personnel

The Department's Requested Budget represents no change in the number of fulltime equivalent (FTE) positions that are supported by this budget.

There are no FTE's budgeted

Services & Supplies

(There are no changes in this object category from the previous fiscal year.)

Support & Care of Persons

(There are no changes in this object category from the previous fiscal year.)

Fixed Assets

(There are no changes in this object category from the previous fiscal year.)

FISCAL YEAR 2022-2023 REDUCTION IMPACTS TO BASE BUDGET

N/A

FISCAL YEAR 2022-2023 STATE/FEDERAL FUNDING SUMMARY

N/A

FISCAL YEAR 2022-2023 REGULATORY COMPLIANCE SUMMARY

N/A

MAJOR POLICY CONSIDERATIONS BEING REQUESTED

N/A

COUNTY OF INYO
BUD002A - BUDGET REQUESTS

RUNDATE: 06/30/2022 TODAY'S DATE: 09/02/2022

FOR FISCAL YEARS: 07/01/2020 - 06/30/23

	YTD ACTUALS 06/30/2021	BOARD APPROVED 06/30/2022	WORKING BUDGET 06/30/2022	YTD ACTUALS 06/30/2022	DEPT REQUESTED 06/30/2023	CAO RECOMM 06/30/2023	BOARD APPROVED 06/30/2023
BUDGET UNIT: 045701 RECYCLING & WASTE CAPITAL IMPR							
FUND: 0033 RECYCLING & WASTE MGMT CAPITAL							
REVENUES:							
4301 - INTEREST FROM TREASURY	\$0	\$0	\$0	\$959	\$0	\$0	\$0
REV USE OF MONEY & PROPERTY	\$0	\$0	\$0	\$959	\$0	\$0	\$0
4998 - OPERATING TRANSFERS IN	\$0	\$721,000	\$761,125	\$761,125	\$300,000	\$300,000	\$0
OTHER FINANCING SOURCES	\$0	\$721,000	\$761,125	\$761,125	\$300,000	\$300,000	\$0
TOTAL REVENUES:	<u>\$0</u>	<u>\$721,000</u>	<u>\$761,125</u>	<u>\$762,084</u>	<u>\$300,000</u>	<u>\$300,000</u>	<u>\$0</u>
EXPENSES:							
5801 - OPERATING TRANSFERS OUT	\$0	\$0	\$272,270	\$272,270	\$327,000	\$327,000	\$0
OTHER FINANCING USES	\$0	\$0	\$272,270	\$272,270	\$327,000	\$327,000	\$0
TOTAL EXPENSES:	<u>\$0</u>	<u>\$0</u>	<u>\$272,270</u>	<u>\$272,270</u>	<u>\$327,000</u>	<u>\$327,000</u>	<u>\$0</u>
BUDGET UNIT: 045701 RECYCLING & WASTE CAPITAL IMPR	\$0	\$721,000	\$488,855	\$489,814	(\$27,000)	(\$27,000)	\$0

SHOSHONE AIRPORT - SPECIAL 150800

DEPARTMENTAL FUNCTIONS

This budget houses funds from the annual grant provided by the California Department of Transportation (Aviation Division). This funding is discretionary and is intended for operations and maintenance at General Aviation Airports.

MAJOR ACCOMPLISHMENTS IN FISCAL YEAR 2021-2022

- Maintained the airport at its current level, including keeping all navigation aids in serviceable condition

GOALS FOR FISCAL YEAR 2022-2023

- Maintain and operate the airport

DEPARTMENTAL BUDGET REQUEST FOR FISCAL YEAR 2022-2023

The Department's Fiscal Year 2022-2023 Requested Budget represents an overall increase of \$196 in expenditures, and an increase of \$90 in revenues, when compared to the Fiscal Year 2021-2022 Board Approved Budget. As a result, the Requested Net County Cost is increased by \$106.

Personnel Costs increased by \$15 compared to the Fiscal Year 2021-2022 Board Approved Budget, due to retirement unfunded liability costs.

Revenues

4301 (INTEREST FROM TREASURY) increased by \$90: based on actuals.

Personnel

The Department's Requested Budget represents no change in the number of fulltime equivalent (FTE) positions that are supported by this budget.

There are no FTE's budgeted

Services & Supplies

5265 (PROFESSIONAL & SPECIAL SERVICE) increased by \$909: based on project needs.

Support & Care of Persons

(There are no changes in this object category from the previous fiscal year.)

Fixed Assets

(There are no changes in this object category from the previous fiscal year.)

FISCAL YEAR 2022-2023 REDUCTION IMPACTS TO BASE BUDGET

N/A

FISCAL YEAR 2022-2023 STATE/FEDERAL FUNDING SUMMARY

N/A

FISCAL YEAR 2022-2023 REGULATORY COMPLIANCE SUMMARY

N/A

MAJOR POLICY CONSIDERATIONS BEING REQUESTED

N/A

COUNTY OF INYO
BUD002A - BUDGET REQUESTS

RUNDATE: 06/30/2022 TODAY'S DATE: 09/02/2022

FOR FISCAL YEARS: 07/01/2020 - 06/30/23

	YTD ACTUALS 06/30/2021	BOARD APPROVED 06/30/2022	WORKING BUDGET 06/30/2022	YTD ACTUALS 06/30/2022	DEPT REQUESTED 06/30/2023	CAO RECOMM 06/30/2023	BOARD APPROVED 06/30/2023
BUDGET UNIT: 150800 SHOSHONE AIRPORT - SPECIAL							
FUND: 1508 SHOSHONE AIRPORT SPEC AVIATION							
REVENUES:							
4301 - INTEREST FROM TREASURY	\$319	\$10	\$10	\$155	\$100	\$100	\$0
REV USE OF MONEY & PROPERTY	\$319	\$10	\$10	\$155	\$100	\$100	\$0
4401 - STATE AID FOR AVIATION	\$10,000	\$10,000	\$10,000	\$10,000	\$10,000	\$10,000	\$0
AID FROM OTHER GOVT AGENCIES	\$10,000	\$10,000	\$10,000	\$10,000	\$10,000	\$10,000	\$0
TOTAL REVENUES:	\$10,319	\$10,010	\$10,010	\$10,155	\$10,100	\$10,100	\$0
EXPENSES:							
5024 - RETIREMENT-UNFUNDED LIAB	\$116	\$119	\$119	\$119	\$134	\$134	\$0
SALARIES & BENEFITS	\$116	\$119	\$119	\$119	\$134	\$134	\$0
5153 - FIRE & CASUALTY INSURANCE	\$339	\$500	\$500	\$356	\$500	\$500	\$0
5265 - PROFESSIONAL & SPECIAL SERVICE	\$0	\$4,000	\$3,999	\$0	\$4,909	\$4,909	\$0
5311 - GENERAL OPERATING EXPENSE	\$408	\$2,204	\$2,204	\$0	\$2,204	\$2,204	\$0
5326 - LATE FEES & FINANCE CHARGES	\$0	\$0	\$1	\$0	\$0	\$0	\$0
5351 - UTILITIES	\$151	\$500	\$500	\$144	\$500	\$500	\$0
SERVICES & SUPPLIES	\$899	\$7,204	\$7,204	\$501	\$8,113	\$8,113	\$0
5124 - EXTERNAL CHARGES	\$970	\$1,853	\$1,853	\$758	\$1,853	\$1,853	\$0
5152 - WORKERS COMPENSATION	\$8	\$0	\$0	\$0	\$0	\$0	\$0
5155 - PUBLIC LIABILITY INSURANCE	\$7	\$0	\$0	\$0	\$0	\$0	\$0
5315 - COUNTY COST PLAN	\$3,694	\$728	\$728	\$728	\$0	\$0	\$0
INTERNAL CHARGES	\$4,679	\$2,581	\$2,581	\$1,486	\$1,853	\$1,853	\$0
5799 - DEPRECIATION	\$2,081	\$0	\$0	\$0	\$0	\$0	\$0
DEPRECIATION	\$2,081	\$0	\$0	\$0	\$0	\$0	\$0
TOTAL EXPENSES:	\$7,776	\$9,904	\$9,904	\$2,106	\$10,100	\$10,100	\$0
BUDGET UNIT: 150800 SHOSHONE AIRPORT - SPECIAL	\$2,542	\$106	\$106	\$8,048	\$0	\$0	\$0

TECOPA LAGOON PHASE 2

643111

DEPARTMENTAL FUNCTIONS

This budget unit was established to provide for the repair of the Tecopa Park Sewage Lagoon. This construction project was funded from the Resources Bond Act Per Capita State Grant Program (Proposition 40) in the amount of \$1,040,245. Although the project has been completed, this budget unit (and funding that has not been disbursed) is being kept active pending the resolution of the outstanding contractor issues.

MAJOR ACCOMPLISHMENTS IN FISCAL YEAR 2021-2022

- Prepared plans and specifications for aeration of sewer pond.
- Received approval from the Board of Supervisors to advertise the project.
- Advertised the project and received no bids. Decision was made to request permission to purchase the aerator equipment directly from the manufacturers as a Sole Source purchase.
- Received a quote directly from TriplePoint for the aerator equipment.
- Submitted a Work Plan to Lahontan Regional Water Quality Control Board and are in the process of developing a list of necessary test constituents.

GOALS FOR FISCAL YEAR 2022-2023

- Reach out to various contractors/suppliers to receive quotes to install aeration components for the sewer pond.
- Work with the Amargosa Conservancy to identify the protected plant species within the work area.
- Work with Lahontan Regional Water Quality Control Board and Water Quality Specialists to develop a list of necessary initial and periodic testing constituents.
- Obtain bids from electrical contractors local to the Tecopa area to extend the power to the aerator blower location.
- Order and take delivery of the aerator components. Install the components and commission the system.

DEPARTMENTAL BUDGET REQUEST FOR FISCAL YEAR 2022-2023

The Department's Fiscal Year 2022-2023 Requested Budget represents an overall increase of \$0 in expenditures, and an increase of \$0 in revenues, when compared to the Fiscal Year 2021-2022 Board Approved Budget. As a result, the Requested Net County Cost is increased by \$0.

Personnel Costs did not change compared to the Fiscal Year 2021-2022 Board Approved Budget.

Revenues

(There are no changes in this object category from the previous fiscal year.)

Personnel

The Department's Requested Budget represents no change in the number of fulltime equivalent (FTE) positions that are supported by this budget.

There are no FTE's budgeted

Services & Supplies

(There are no changes in this object category from the previous fiscal year.)

Support & Care of Persons

(There are no changes in this object category from the previous fiscal year.)

Fixed Assets

(There are no changes in this object category from the previous fiscal year.)

FISCAL YEAR 2022-2023 REDUCTION IMPACTS TO BASE BUDGET

N/A

FISCAL YEAR 2022-2023 STATE/FEDERAL FUNDING SUMMARY

N/A

FISCAL YEAR 2022-2023 REGULATORY COMPLIANCE SUMMARY

N/A

MAJOR POLICY CONSIDERATIONS BEING REQUESTED

N/A

COUNTY OF INYO
BUD002A - BUDGET REQUESTS

RUNDATE: 06/30/2022 TODAY'S DATE: 09/02/2022

FOR FISCAL YEARS: 07/01/2020 - 06/30/23

	YTD ACTUALS 06/30/2021	BOARD APPROVED 06/30/2022	WORKING BUDGET 06/30/2022	YTD ACTUALS 06/30/2022	DEPT REQUESTED 06/30/2023	CAO RECOMM 06/30/2023	BOARD APPROVED 06/30/2023
BUDGET UNIT: 643111 TECOPA LAGOON PHASE 2							
FUND: 6760 TECOPA LAGOON PROJECT							
REVENUES:							
TOTAL REVENUES:	\$0	\$0	\$0	\$0	\$0	\$0	\$0
EXPENSES:							
5263 - ADVERTISING	\$0	\$1,000	\$1,000	\$0	\$1,000	\$1,000	\$0
5265 - PROFESSIONAL & SPECIAL SERVICE	\$0	\$20,685	\$20,685	\$0	\$20,685	\$20,685	\$0
5311 - GENERAL OPERATING EXPENSE	\$0	\$558	\$558	\$0	\$558	\$558	\$0
5331 - TRAVEL EXPENSE	\$0	\$1,000	\$1,000	\$0	\$1,000	\$1,000	\$0
SERVICES & SUPPLIES	\$0	\$23,243	\$23,243	\$0	\$23,243	\$23,243	\$0
5333 - MOTOR POOL	\$0	\$1,000	\$1,000	\$0	\$1,000	\$1,000	\$0
INTERNAL CHARGES	\$0	\$1,000	\$1,000	\$0	\$1,000	\$1,000	\$0
5700 - CONSTRUCTION IN PROGRESS	\$0	\$233,883	\$233,883	\$0	\$233,883	\$233,883	\$0
FIXED ASSETS	\$0	\$233,883	\$233,883	\$0	\$233,883	\$233,883	\$0
TOTAL EXPENSES:	\$0	\$258,126	\$258,126	\$0	\$258,126	\$258,126	\$0
BUDGET UNIT: 643111 TECOPA LAGOON PHASE 2	\$0	(\$258,126)	(\$258,126)	\$0	(\$258,126)	(\$258,126)	\$0

TRANSPORTATION & PLANNING TRST

504605

DEPARTMENTAL FUNCTIONS

The LTC staff administers Inyo County Local Transportation Meetings and works to secure future revenue and funding streams for transportation projects in Inyo County. The LTC also has over-sight of and administers transit funding in Inyo County. The LTC funds transportation planning and development for Inyo County and the City of Bishop.

MAJOR ACCOMPLISHMENTS IN FISCAL YEAR 2021-2022

- Submitted RAISE grant to offset negative share STIP balance.
- Conducted an update of 1/3 of the Pavement Management Program, & incorporated GIS
- Development and approval of the 2022 Regional Transportation Improvement Program
- Project Study Reports for Old Spanish Trail and Horseshoe Meadows Road.
- Procured contract to begin work on the Local Road Safety Plan and 2023 Regional Transportation Plan

GOALS FOR FISCAL YEAR 2022-2023

- Complete the Local Road Safety Plan and begin work on the the 2023 Regional Transportation Plan
- Apply for Highway Safety Improvement Program funding
- Participate in scoring the Cycle 6 Active Transportation Program grants
- Monitor progress and programming of local agency projects in current and future STIP cycles
- Coordinate and assist with Big Pine Paiute Tribe's ATP application

DEPARTMENTAL BUDGET REQUEST FOR FISCAL YEAR 2022-2023

The Department's Fiscal Year 2022-2023 Requested Budget represents an overall increase of \$182,671 in expenditures, and an increase of \$126,356 in revenues, when compared to the Fiscal Year 2021-2022 Board Approved Budget. As a result, the Requested Net County Cost is increased by \$56,315.

The FY 2022-2023 Programming, Planning & Monitoring allocation increased from \$100,000 to \$157,000.

Professional & Special Services increased by \$129,985 due to a contract to conduct a Tri-ennial performance audit, and a contract to develop a Local Road Safety Plan, and the 2023 Regional Transportation Plan. The Local Road Safety Plan expenses will be reimbursed by a \$72,000 grant. New contract with Bishop Waste to haul waste along Lone Pine Main St. Clean California grant will cover contract expenses.

External Charges increased by \$40,200 due to anticipated Public Works billings by the Engineering Technician position to conduct Pavement Management activities, PSR's, & OHV combined use monitoring.

Personnel Costs increased by \$9,186 compared to the Fiscal Year 2021-2022 Board Approved Budget, due to reclassing the current Deputy Director to an Assistant Director, deleting the Planning Technician and reclassing the current Management Analyst to a Deputy Director. We are adding a Management Analyst to replace the existing one, but we left this position unfunded for 22/23 fiscal year.

Revenues

4061 (LOCAL TRANSPORTATION TAX) increased by \$49,039: 1/4 cent sales tax revenue estimate increased by approximately 3%. Allocated an additional \$40,000 for Triennial Performance Audit expenses; **4499** (STATE OTHER) increased by \$58,348: Programming, Planning & Monitoring funding increased by \$57,000 in FY 2022-2023; **4599** (OTHER AGENCIES) increased by \$18,969: Clean California grant to haul and dispose of trash along Lone Pine Main St.

Personnel

The Department's Requested Budget represents a decrease in the number of fulltime equivalent (FTE) positions that are supported by this budget.

There is a decrease of .96 FTE from FY 21/22 budget. We deleted the Planning Technician and created a new position in the PW budget as well as standard shifts in personnel.

Services & Supplies

5175 (MAINTENANCE - FUEL & LUBRICANT) increased by \$500: Anticipate increased fuel costs due to Combined-use OHV monitoring requirements; **5232** (OFFICE & OTHER EQUIP < \$5,000) increased by \$6,800: Budgeting a traffic counter and pavement management field supplies and equipment. Clean CA grant program to purchase two heavy duty trash cans; **5265** (PROFESSIONAL & SPECIAL SERVICE) increased by \$129,985: Increase is due to due to a contract to conduct a Triennial Performance Audit, and a contract to develop a Local Road Safety Plan, and the 2023 Regional Transportation Plan. The Local Road Safety Plan expenses will be reimbursed by a \$72,000 grant. Contract with Bishop Waste to dispose of trash along Lone Pine Main St. Costs will be covered by the Clean CA grant program; **5311** (GENERAL OPERATING EXPENSE) increased by \$2,820: Clean CA grant program to purchase 2000 trash can liners. Inflation also factored into standard operating costs; **5331** (TRAVEL EXPENSE) decreased by \$568: Estimated travel expenditures for FY 2022-2023.

Support & Care of Persons

(There are no changes in this object category from the previous fiscal year.)

Fixed Assets

(There are no changes in this object category from the previous fiscal year.)

FISCAL YEAR 2022-2023 REDUCTION IMPACTS TO BASE BUDGET

N/A

FISCAL YEAR 2022-2023 STATE/FEDERAL FUNDING SUMMARY

N/A

FISCAL YEAR 2022-2023 REGULATORY COMPLIANCE SUMMARY

N/A

MAJOR POLICY CONSIDERATIONS BEING REQUESTED

N/A

COUNTY OF INYO
BUD002A - BUDGET REQUESTS

RUNDATE: 06/30/2022 TODAY'S DATE: 09/02/2022

FOR FISCAL YEARS: 07/01/2020 - 06/30/23

	YTD ACTUALS 06/30/2021	BOARD APPROVED 06/30/2022	WORKING BUDGET 06/30/2022	YTD ACTUALS 06/30/2022	DEPT REQUESTED 06/30/2023	CAO RECOMM 06/30/2023	BOARD APPROVED 06/30/2023
BUDGET UNIT: 504605 TRANSPORTATION & PLANNING TRST							
FUND: 5440 TRANSPORTATION & PLANNING TRST							
REVENUES:							
4061 - LOCAL TRANSPORTATION TAX	\$69,579	\$86,973	\$125,105	\$131,905	\$136,012	\$136,012	\$0
TAXES - SALES	\$69,579	\$86,973	\$125,105	\$131,905	\$136,012	\$136,012	\$0
4301 - INTEREST FROM TREASURY	\$1,775	\$1,300	\$1,300	\$2,160	\$1,300	\$1,300	\$0
REV USE OF MONEY & PROPERTY	\$1,775	\$1,300	\$1,300	\$2,160	\$1,300	\$1,300	\$0
4479 - STATE SUBVENTIONS	\$145,452	\$230,000	\$285,259	\$304,424	\$230,000	\$230,000	\$0
4499 - STATE OTHER	\$224,057	\$222,525	\$257,525	\$559,398	\$280,873	\$280,873	\$0
4599 - OTHER AGENCIES	\$294,338	\$72,000	\$72,000	\$0	\$90,969	\$90,969	\$0
AID FROM OTHER GOVT AGENCIES	\$663,847	\$524,525	\$614,784	\$863,822	\$601,842	\$601,842	\$0
TOTAL REVENUES:	\$735,201	\$612,798	\$741,189	\$997,888	\$739,154	\$739,154	\$0
EXPENSES:							
5001 - SALARIED EMPLOYEES	\$124,948	\$177,044	\$177,044	\$136,272	\$173,198	\$170,388	\$0
5003 - OVERTIME	\$54	\$2,000	\$2,000	\$0	\$2,000	\$2,000	\$0
5005 - HOLIDAY OVERTIME	\$491	\$1,000	\$1,000	\$53	\$1,000	\$1,000	\$0
5021 - RETIREMENT & SOCIAL SECURITY	\$9,657	\$13,791	\$13,791	\$10,226	\$13,268	\$13,050	\$0
5022 - PERS RETIREMENT	\$12,368	\$16,908	\$16,908	\$16,666	\$22,681	\$22,407	\$0
5024 - RETIREMENT-UNFUNDED LIAB	\$22,644	\$23,124	\$23,124	\$23,124	\$26,082	\$26,082	\$0
5025 - RETIREE HEALTH BENEFITS	\$30,858	\$32,311	\$32,311	\$33,158	\$36,552	\$36,552	\$0
5031 - MEDICAL INSURANCE	\$13,398	\$30,125	\$30,125	\$20,316	\$33,109	\$33,109	\$0
5032 - DISABILITY INSURANCE	\$1,342	\$2,120	\$2,120	\$1,463	\$1,885	\$1,855	\$0
5043 - OTHER BENEFITS	\$2,195	\$2,166	\$2,166	\$1,536	\$0	\$0	\$0
SALARIES & BENEFITS	\$217,958	\$300,589	\$300,589	\$242,818	\$309,775	\$306,443	\$0
5175 - MAINTENANCE - FUEL & LUBRICANT	\$0	\$0	\$572	\$286	\$500	\$500	\$0
5232 - OFFICE & OTHER EQUIP < \$5,000	\$0	\$5,200	\$5,200	\$2,507	\$12,000	\$12,000	\$0
5263 - ADVERTISING	\$269	\$2,200	\$2,200	\$240	\$2,200	\$2,200	\$0
5265 - PROFESSIONAL & SPECIAL SERVICE	\$110,228	\$56,800	\$141,565	\$65,038	\$186,785	\$186,785	\$0
5311 - GENERAL OPERATING EXPENSE	\$5,413	\$2,920	\$5,500	\$4,179	\$5,740	\$5,740	\$0

COUNTY OF INYO
BUD002A - BUDGET REQUESTS

RUNDATE: 06/30/2022 TODAY'S DATE: 09/02/2022

FOR FISCAL YEARS: 07/01/2020 - 06/30/23

	YTD ACTUALS 06/30/2021	BOARD APPROVED 06/30/2022	WORKING BUDGET 06/30/2022	YTD ACTUALS 06/30/2022	DEPT REQUESTED 06/30/2023	CAO RECOMM 06/30/2023	BOARD APPROVED 06/30/2023
5331 - TRAVEL EXPENSE	\$1,600	\$6,892	\$6,892	\$480	\$6,324	\$6,324	\$0
SERVICES & SUPPLIES	\$117,510	\$74,012	\$161,929	\$72,732	\$213,549	\$213,549	\$0
5123 - TECH REFRESH EXPENSE	\$3,229	\$6,458	\$6,458	\$6,458	\$6,527	\$6,527	\$0
5124 - EXTERNAL CHARGES	\$20,951	\$7,800	\$62,800	\$54,623	\$48,000	\$48,000	\$0
5129 - INTERNAL COPY CHARGES (NON-IS)	\$161	\$645	\$645	\$343	\$500	\$500	\$0
5152 - WORKERS COMPENSATION	\$2,253	\$2,809	\$2,809	\$2,809	\$2,582	\$2,582	\$0
5155 - PUBLIC LIABILITY INSURANCE	\$1,873	\$3,162	\$3,162	\$3,162	\$4,127	\$4,127	\$0
5315 - COUNTY COST PLAN	\$43,087	\$27,494	\$27,494	\$27,494	\$19,232	\$19,232	\$0
INTERNAL CHARGES	\$71,555	\$48,368	\$103,368	\$94,890	\$80,968	\$80,968	\$0
5539 - OTHER AGENCY CONTRIBUTIONS	\$124,057	\$122,525	\$122,525	\$122,525	\$123,873	\$123,873	\$0
OTHER CHARGES	\$124,057	\$122,525	\$122,525	\$122,525	\$123,873	\$123,873	\$0
5650 - EQUIPMENT	\$0	\$7,500	\$7,500	\$3,720	\$7,500	\$7,500	\$0
FIXED ASSETS	\$0	\$7,500	\$7,500	\$3,720	\$7,500	\$7,500	\$0
TOTAL EXPENSES:	\$531,081	\$552,994	\$695,911	\$536,686	\$735,665	\$732,333	\$0
BUDGET UNIT: 504605 TRANSPORTATION & PLANNING TRST	\$204,120	\$59,804	\$45,278	\$461,202	\$3,489	\$6,821	\$0

WATER SYSTEMS-BUDGET

152198

DEPARTMENTAL FUNCTIONS

The Public Works Department operates and maintains Independence, Lone Pine and Laws Water Systems. There are currently 515 Water Service connections in Lone Pine, 337 in Independence and 14 in Laws.

MAJOR ACCOMPLISHMENTS IN FISCAL YEAR 2021-2022

- Repaired / replaced 7 service laterals
- Repaired 3 fire hydrants
- Enrollment in program to collect past due balances
- Obtained backflow certification
- Enrolled 2 Building and Maintenance employees in the D1 / D2 certification program

GOALS FOR FISCAL YEAR 2022-2023

- Abandon 8" line crossing under Highway 395 from W. Post St. in Lone Pine
- Implement valve exercising program
- Obtain one additional D1 certified employee and one D2 certified employee
- Develop Lone Pine transmission main replacement plan and funding options
- Replace transfer switch at the the Independence Well Site

DEPARTMENTAL BUDGET REQUEST FOR FISCAL YEAR 2022-2023

The Department's Fiscal Year 2022-2023 Requested Budget represents an overall decrease of \$65,975 in expenditures, and an increase of \$36,816 in revenues, when compared to the Fiscal Year 2021-2022 Board Approved Budget. As a result, the Requested Net County Cost is decreased by \$102,791.

Personnel Costs decreased by \$73,696 compared to the Fiscal Year 2021-2022 Board Approved Budget, due to de-funding the vacant engineering position and standard COLA increases. This also includes reclassing the current Supervisor and Management Analyst to Deputy Directors and the current Deputy Director to an Assistant Director. We also budgeted the Building & Maintenance Workers at IV's as they will obtain their D2's..

Revenues

4801 (WATER SERVICE) increased by \$36,816: based on service rates and a 12% non-payment deduction.

Personnel

The Department's Requested Budget represents a decrease in the number of fulltime equivalent (FTE) positions that are supported by this budget.

There is a decrease in .5 FTE prior year budget

Services & Supplies

5122 (CELL PHONES) decreased by \$390: based on actuals; **5265** (PROFESSIONAL & SPECIAL SERVICE) increased by \$20,000: increase for electrician to replace transfer switch; **5311** (GENERAL OPERATING EXPENSE) increased by \$7,000: based on increasing costs of goods as well as based on needs and increase in the cost of Chlorine; **5331** (TRAVEL EXPENSE) increased by \$2,000: based on need for training to obtain D2 certificates; **5351** (UTILITIES) decreased by \$5,400: based on actuals due to deleting a unused phone line.

Support & Care of Persons

(There are no changes in this object category from the previous fiscal year.)

Fixed Assets

5650 (EQUIPMENT) increased by \$30,000: purchase of transfer switch.

FISCAL YEAR 2022-2023 REDUCTION IMPACTS TO BASE BUDGET

N/A

FISCAL YEAR 2022-2023 STATE/FEDERAL FUNDING SUMMARY

N/A

FISCAL YEAR 2022-2023 REGULATORY COMPLIANCE SUMMARY

N/A

MAJOR POLICY CONSIDERATIONS BEING REQUESTED

N/A

COUNTY OF INYO
BUD002A - BUDGET REQUESTS

RUNDATE: 06/30/2022 TODAY'S DATE: 09/02/2022

FOR FISCAL YEARS: 07/01/2020 - 06/30/23

	YTD ACTUALS 06/30/2021	BOARD APPROVED 06/30/2022	WORKING BUDGET 06/30/2022	YTD ACTUALS 06/30/2022	DEPT REQUESTED 06/30/2023	CAO RECOMM 06/30/2023	BOARD APPROVED 06/30/2023
BUDGET UNIT: 152199 WATER SYSTEMS							
FUND: 1527 WATER SYSTEMS FUND							
REVENUES:							
4301 - INTEREST FROM TREASURY	\$458	\$500	\$500	\$74	\$500	\$500	\$0
4311 - RENTS	\$80	\$0	\$0	\$0	\$0	\$0	\$0
REV USE OF MONEY & PROPERTY	\$539	\$500	\$500	\$74	\$500	\$500	\$0
4552 - FEDERAL OTHER	\$145,478	\$0	\$0	\$0	\$0	\$0	\$0
AID FROM OTHER GOVT AGENCIES	\$145,478	\$0	\$0	\$0	\$0	\$0	\$0
4801 - WATER SERVICE	\$748,990	\$699,199	\$699,199	\$742,686	\$736,015	\$736,015	\$0
CHARGES FOR CURRENT SERVICES	\$748,990	\$699,199	\$699,199	\$742,686	\$736,015	\$736,015	\$0
TOTAL REVENUES:	<u>\$895,007</u>	<u>\$699,699</u>	<u>\$699,699</u>	<u>\$742,760</u>	<u>\$736,515</u>	<u>\$736,515</u>	<u>\$0</u>
EXPENSES:							
5001 - SALARIED EMPLOYEES	\$187,849	\$230,156	\$230,156	\$179,031	\$183,596	\$182,386	\$0
5003 - OVERTIME	\$0	\$5,000	\$5,000	\$71	\$5,000	\$5,000	\$0
5004 - STANDBY TIME	\$0	\$0	\$0	\$148	\$0	\$0	\$0
5005 - HOLIDAY OVERTIME	\$866	\$2,000	\$2,000	\$337	\$2,000	\$2,000	\$0
5021 - RETIREMENT & SOCIAL SECURITY	\$15,104	\$18,396	\$18,396	\$14,307	\$14,766	\$14,664	\$0
5022 - PERS RETIREMENT	(\$260,627)	\$25,275	\$25,275	\$17,687	\$18,152	\$18,006	\$0
5024 - RETIREMENT-UNFUNDED LIAB	\$13,005	\$13,282	\$13,282	\$13,282	\$14,982	\$14,982	\$0
5025 - RETIREE HEALTH BENEFITS	\$0	\$9,672	\$9,672	\$9,491	\$11,081	\$11,081	\$0
5031 - MEDICAL INSURANCE	\$20,472	\$37,879	\$37,879	\$17,972	\$19,283	\$19,072	\$0
5032 - DISABILITY INSURANCE	\$2,028	\$2,855	\$2,855	\$2,030	\$2,104	\$2,086	\$0
5043 - OTHER BENEFITS	\$9,911	\$7,365	\$7,365	\$7,604	\$7,220	\$7,220	\$0
SALARIES & BENEFITS	(\$15,712)	\$351,880	\$351,880	\$261,965	\$278,184	\$276,497	\$0
5112 - PERSONAL & SAFETY EQUIPMENT	\$0	\$155	\$300	\$0	\$155	\$155	\$0
5122 - CELL PHONES	\$625	\$750	\$750	\$336	\$360	\$360	\$0
5171 - MAINTENANCE OF EQUIPMENT	\$9,066	\$20,000	\$10,000	\$131	\$20,000	\$20,000	\$0
5173 - MAINTENANCE OF EQUIPMENT-MATER	\$3,326	\$15,000	\$15,269	\$4,037	\$15,000	\$15,000	\$0
5175 - MAINTENANCE - FUEL & LUBRICANT	\$0	\$0	\$500	\$49	\$0	\$0	\$0

COUNTY OF INYO
BUD002A - BUDGET REQUESTS

RUNDATE: 06/30/2022 TODAY'S DATE: 09/02/2022

FOR FISCAL YEARS: 07/01/2020 - 06/30/23

	YTD ACTUALS 06/30/2021	BOARD APPROVED 06/30/2022	WORKING BUDGET 06/30/2022	YTD ACTUALS 06/30/2022	DEPT REQUESTED 06/30/2023	CAO RECOMM 06/30/2023	BOARD APPROVED 06/30/2023
5199 - MAINT OF STRUCTURES-MATERIALS	\$0	\$1,000	\$1,500	\$308	\$1,000	\$1,000	\$0
5232 - OFFICE & OTHER EQUIP < \$5,000	\$0	\$0	\$5,500	\$0	\$0	\$0	\$0
5263 - ADVERTISING	\$28	\$0	\$100	\$27	\$0	\$0	\$0
5265 - PROFESSIONAL & SPECIAL SERVICE	\$71,161	\$10,000	\$7,000	\$2,324	\$30,000	\$30,000	\$0
5291 - OFFICE, SPACE & SITE RENTAL	\$1,503	\$2,000	\$1,505	\$1,503	\$2,000	\$2,000	\$0
5301 - SMALL TOOLS & INSTRUMENTS	\$109	\$1,000	\$1,000	\$28	\$1,000	\$1,000	\$0
5311 - GENERAL OPERATING EXPENSE	\$21,235	\$23,600	\$26,000	\$18,839	\$30,600	\$30,600	\$0
5326 - LATE FEES & FINANCE CHARGES	\$9	\$0	\$0	\$10	\$0	\$0	\$0
5331 - TRAVEL EXPENSE	\$0	\$1,000	\$7,732	\$5,531	\$3,000	\$3,000	\$0
5351 - UTILITIES	\$4,958	\$7,800	\$5,000	\$2,648	\$2,400	\$2,400	\$0
SERVICES & SUPPLIES	\$112,025	\$82,305	\$82,156	\$35,776	\$105,515	\$105,515	\$0
5123 - TECH REFRESH EXPENSE	\$2,153	\$2,153	\$2,153	\$2,153	\$2,526	\$2,526	\$0
5124 - EXTERNAL CHARGES	\$75,266	\$30,000	\$30,000	\$24,882	\$40,000	\$40,000	\$0
5127 - MOBILE DEVICE MANAGEMENT-INTER	\$19	\$36	\$36	\$15	\$7	\$7	\$0
5129 - INTERNAL COPY CHARGES (NON-IS)	\$1,197	\$2,441	\$2,441	\$1,220	\$1,600	\$1,600	\$0
5152 - WORKERS COMPENSATION	\$3,251	\$3,011	\$3,011	\$3,011	\$3,412	\$3,412	\$0
5155 - PUBLIC LIABILITY INSURANCE	\$2,702	\$4,686	\$4,686	\$4,686	\$5,454	\$5,454	\$0
5315 - COUNTY COST PLAN	\$40,381	\$82,037	\$82,037	\$82,037	\$25,877	\$25,877	\$0
5333 - MOTOR POOL	\$0	\$0	\$1,000	\$586	\$0	\$0	\$0
INTERNAL CHARGES	\$124,970	\$124,364	\$125,364	\$118,590	\$78,876	\$78,876	\$0
5561 - PRINCIPAL ON NOTES PAYABLE	\$0	\$15,715	\$15,715	\$15,714	\$16,256	\$16,256	\$0
DEBT SERVICE PRINCIPAL	\$0	\$15,715	\$15,715	\$15,714	\$16,256	\$16,256	\$0
5553 - INTEREST ON NOTES	\$1,838	\$1,316	\$1,316	\$1,315	\$774	\$774	\$0
DEBT SERVICE INTEREST	\$1,838	\$1,316	\$1,316	\$1,315	\$774	\$774	\$0
5650 - EQUIPMENT	\$0	\$0	\$0	\$0	\$30,000	\$30,000	\$0
5700 - CONSTRUCTION IN PROGRESS	\$191,983	\$0	\$0	\$0	\$0	\$0	\$0
FIXED ASSETS	\$0	\$0	\$0	\$0	\$30,000	\$30,000	\$0
5799 - DEPRECIATION	\$62,011	\$0	\$0	\$0	\$0	\$0	\$0
DEPRECIATION	\$62,011	\$0	\$0	\$0	\$0	\$0	\$0

COUNTY OF INYO

BUD002A - BUDGET REQUESTS

RUNDATE: 06/30/2022 TODAY'S DATE: 09/02/2022

FOR FISCAL YEARS: 07/01/2020 - 06/30/23

	YTD ACTUALS 06/30/2021	BOARD APPROVED 06/30/2022	WORKING BUDGET 06/30/2022	YTD ACTUALS 06/30/2022	DEPT REQUESTED 06/30/2023	CAO RECOMM 06/30/2023	BOARD APPROVED 06/30/2023
TOTAL EXPENSES:	\$285,132	\$575,580	\$576,431	\$433,362	\$509,605	\$507,918	\$0
BUDGET UNIT: 152199 WATER SYSTEMS	\$609,875	\$124,119	\$123,268	\$309,398	\$226,910	\$228,597	\$0

ASSESSOR

010600

DEPARTMENTAL FUNCTIONS

The County Assessor is governed by the California Constitution, the laws passed by the State Legislature, and the rules adopted by the State Board of Equalization. The Assessor is statutorily required to discover, inventory and value (appraise) all real and personal property within the County of Inyo, then apply any legal exemptions and exclusions to these values to produce annual secured and unsecured rolls. Once prepared, these rolls are forwarded to the county Auditor-Controller.

MAJOR ACCOMPLISHMENTS IN FISCAL YEAR 2021-2022

- Maintained office synergy without the benefit of having the following positions filled: a. Assistant Assessor b. Auditor-Appraiser (PPA) c. Appraiser (RPA)
- Completed the Board of Equalization's Supplemental Assessment Practices Survey audit

GOALS FOR FISCAL YEAR 2022-2023

- Work with Administration to fill all vacant positions
- Implement the Board of Equalization's Findings stated in the Supplemental Assessment Practices Survey
- Continue to work with Aumentum staff to identify and correct software deficiencies
- Work with staff to expand their knowledge of appraisal valuation theory and practice, assessment appeal rules and procedures, audit theory practice and ensuring professional staff's CPE requirements are met
- Recommence our efforts to find more efficient ways to manage our internal workflow processes

DEPARTMENTAL BUDGET REQUEST FOR FISCAL YEAR 2022-2023

The Department's Fiscal Year 2022-2023 Requested Budget represents an overall increase of \$193,110 in expenditures, and a decrease of \$49,600 in revenues, when compared to the Fiscal Year 2021-2022 Board Approved Budget. As a result, the Requested Net County Cost is increased by \$242,710.

This increase is caused by personnel changes, addition of professional services, increased travel costs and an increase in required registrations and supply costs.

Personnel Costs increased by \$141,207 compared to the Fiscal Year 2021-2022 Board Approved Budget, due to cost of living increases, increases in benefits, merit step advancements and a reclassification for a management position.

Revenues

4998 (OPERATING TRANSFERS IN) decreased by \$50,000: until the Budget Team determines the Operating Transfers; **4922** (SALES OF COPIES) increased by \$100: based on the amount of revenue received in 2021/2022; **4924** (SALES OF MAILING LISTS) increased by \$300: based on the amount of revenue received in 2021/2022.

Personnel

The Department's Requested Budget represents a decrease in the number of fulltime equivalent (FTE) positions that are supported by this budget.

We have deleted a Senior Assessor position because it is tantamount to the Assistant Assessor position. Also, we reclassified the Administrative Analyst position to a Management Analyst position to allow for the accomplishment of a more comprehensive range of assignments.

Services & Supplies

5232 (OFFICE & OTHER EQUIP < \$5,000) increased by \$1,500: to cover the cost of replacing outdated office equipment; **5265** (PROFESSIONAL & SPECIAL SERVICE) increased by \$20,000: to cover professional services for complex valuations and various appeals; **5311** (GENERAL OPERATING EXPENSE) increased by \$5,000: to cover the cost of increasing supplies, required registrations and required subscriptions; **5331** (TRAVEL EXPENSE) increased by \$8,200: to ensure that the appropriate staff are attending required trainings and conferences and ensuring the appraisal staff is able to travel throughout the county to perform necessary appraisals.

Support & Care of Persons

(There are no changes in this object category from the previous fiscal year.)

Fixed Assets

(There are no changes in this object category from the previous fiscal year.)

FISCAL YEAR 2022-2023 REDUCTION IMPACTS TO BASE BUDGET

The Assessor's office was not able to meet the budget parameter guidelines. The amount being requested in the 2022/2023 budget allows the Assessor to endeavor to comply with the mandates set forth in the California Constitution, the California Revenue & Taxation Code, and Ordinances established by the County of Inyo, E.G., process exemptions and exclusions, business property tax statements, changes in ownerships and construction permits; perform business audits, and appraiser field work; discover property for assessment purposes; defend values in appeal cases; produce the secured, unsecured and supplemental assessment rolls; comply with public records requests; satisfy BOE mandated annual CPE requirements; continue to work through issues with the property tax system (PTMS); satisfy reporting and to be able to adjust the procedures do to new and upcoming changes in legislation

FISCAL YEAR 2022-2023 STATE/FEDERAL FUNDING SUMMARY

N/A

FISCAL YEAR 2022-2023 REGULATORY COMPLIANCE SUMMARY

N/A

MAJOR POLICY CONSIDERATIONS BEING REQUESTED

N/A

COUNTY OF INYO
BUD002A - BUDGET REQUESTS

RUNDATE: 06/30/2022 TODAY'S DATE: 09/02/2022

FOR FISCAL YEARS: 07/01/2020 - 06/30/23

	YTD ACTUALS 06/30/2021	BOARD APPROVED 06/30/2022	WORKING BUDGET 06/30/2022	YTD ACTUALS 06/30/2022	DEPT REQUESTED 06/30/2023	CAO RECOMM 06/30/2023	BOARD APPROVED 06/30/2023
BUDGET UNIT: 010600 ASSESSOR							
FUND: 0001 GENERAL FUND							
REVENUES:							
4998 - OPERATING TRANSFERS IN	\$0	\$50,000	\$50,000	\$0	\$0	\$70,000	\$0
OTHER FINANCING SOURCES	\$0	\$50,000	\$50,000	\$0	\$0	\$70,000	\$0
4922 - SALES OF COPIES	\$0	\$0	\$150	\$150	\$100	\$100	\$0
4924 - SALES OF MAILING LISTS	\$81	\$100	\$606	\$655	\$400	\$400	\$0
4959 - MISCELLANEOUS REVENUE	\$3,423	\$4,500	\$5,007	\$5,647	\$4,500	\$4,500	\$0
OTHER REVENUE	\$3,505	\$4,600	\$5,763	\$6,453	\$5,000	\$5,000	\$0
TOTAL REVENUES:	\$3,505	\$54,600	\$55,763	\$6,453	\$5,000	\$75,000	\$0
EXPENSES:							
5001 - SALARIED EMPLOYEES	\$522,233	\$642,351	\$600,351	\$500,535	\$737,775	\$725,777	\$0
5003 - OVERTIME	\$15,015	\$10,000	\$35,000	\$40,646	\$10,000	\$5,000	\$0
5004 - STANDBY TIME	\$2,750	\$0	\$0	\$0	\$0	\$0	\$0
5012 - PART TIME EMPLOYEES	\$0	\$5,000	\$22,000	\$24,346	\$10,000	\$10,000	\$0
5021 - RETIREMENT & SOCIAL SECURITY	\$43,962	\$51,508	\$51,508	\$44,157	\$57,627	\$56,685	\$0
5022 - PERS RETIREMENT	\$68,506	\$72,564	\$72,564	\$57,777	\$80,764	\$78,737	\$0
5024 - RETIREMENT-UNFUNDED LIAB	\$81,288	\$83,010	\$83,010	\$83,010	\$93,626	\$93,626	\$0
5031 - MEDICAL INSURANCE	\$52,553	\$108,038	\$108,038	\$70,136	\$134,299	\$134,299	\$0
5032 - DISABILITY INSURANCE	\$4,630	\$7,930	\$7,930	\$4,615	\$8,199	\$8,069	\$0
5042 - SICK LEAVE BUY OUT	\$3,840	\$0	\$0	\$0	\$0	\$0	\$0
5043 - OTHER BENEFITS	\$32,715	\$17,902	\$17,902	\$25,912	\$7,220	\$7,220	\$0
SALARIES & BENEFITS	\$827,495	\$998,303	\$998,303	\$851,138	\$1,139,510	\$1,119,413	\$0
5122 - CELL PHONES	\$2,877	\$3,510	\$3,510	\$2,577	\$3,510	\$3,000	\$0
5232 - OFFICE & OTHER EQUIP < \$5,000	\$314	\$0	\$2,287	\$2,178	\$1,500	\$0	\$0
5265 - PROFESSIONAL & SPECIAL SERVICE	\$2,924	\$50,000	\$50,000	\$11,263	\$70,000	\$70,000	\$0
5311 - GENERAL OPERATING EXPENSE	\$8,691	\$12,000	\$10,356	\$8,925	\$17,000	\$12,000	\$0
5331 - TRAVEL EXPENSE	\$549	\$8,000	\$7,000	\$4,439	\$16,200	\$8,000	\$0
SERVICES & SUPPLIES	\$15,357	\$73,510	\$73,153	\$29,384	\$108,210	\$93,000	\$0

COUNTY OF INYO

BUD002A - BUDGET REQUESTS

RUNDATE: 06/30/2022 TODAY'S DATE: 09/02/2022

FOR FISCAL YEARS: 07/01/2020 - 06/30/23

	YTD ACTUALS 06/30/2021	BOARD APPROVED 06/30/2022	WORKING BUDGET 06/30/2022	YTD ACTUALS 06/30/2022	DEPT REQUESTED 06/30/2023	CAO RECOMM 06/30/2023	BOARD APPROVED 06/30/2023
5121 - INTERNAL CHARGES	\$0	\$0	\$0	\$0	\$0	\$106,774	\$0
5123 - TECH REFRESH EXPENSE	\$10,762	\$10,763	\$10,763	\$10,763	\$10,878	\$10,878	\$0
5127 - MOBILE DEVICE MANAGEMENT-INTER	\$73	\$90	\$90	\$81	\$33	\$33	\$0
5128 - INTERNAL SHREDDING CHARGES	\$322	\$322	\$365	\$365	\$408	\$408	\$0
5129 - INTERNAL COPY CHARGES (NON-IS)	\$1,591	\$586	\$1,500	\$2,069	\$2,500	\$2,500	\$0
5152 - WORKERS COMPENSATION	\$8,292	\$8,884	\$8,884	\$8,884	\$11,006	\$11,006	\$0
5155 - PUBLIC LIABILITY INSURANCE	\$21,243	\$23,674	\$23,674	\$23,674	\$31,189	\$31,189	\$0
5333 - MOTOR POOL	\$12,120	\$20,000	\$19,400	\$19,018	\$25,508	\$20,000	\$0
INTERNAL CHARGES	\$54,404	\$64,319	\$64,676	\$64,855	\$81,522	\$182,788	\$0
TOTAL EXPENSES:	<u>\$897,257</u>	<u>\$1,136,132</u>	<u>\$1,136,132</u>	<u>\$945,378</u>	<u>\$1,329,242</u>	<u>\$1,395,201</u>	<u>\$0</u>
BUDGET UNIT: 010600 ASSESSOR	(\$893,752)	(\$1,081,532)	(\$1,080,369)	(\$938,924)	(\$1,324,242)	(\$1,320,201)	\$0

AGRICULTURAL COMM / SEALER

023300

DEPARTMENTAL FUNCTIONS

The Inyo and Mono Counties Agricultural Commissioner's Office exists to promote and protect our local agriculture industry, protect the environment and human health through the pesticide enforcement program, and promote equity and confidence in the marketplace through our weights and measures enforcement program. core agricultural programs include:

- o Pest exclusion
- o Pest detection
- o Pest management and eradication
- o Fruit and vegetable quality control
- o Organic food certification and enforcement
- o Egg quality control
- o Direct marketing enforcement
- o Nursery inspection
- o Seed inspection
- o Apiary inspection
- o Crop statistics
- o Sustainable agriculture
- o Industrial hemp registration

Core pesticide enforcement programs include:

- o Use inspection and enforcement
- o Restricted materials permitting
- o Illness investigation.

Core weights and measures programs include:

- o Device registration and testing
- o Weight and measurement verification
- o Transaction verification
- o Weighmaster
- o Petroleum quality
- o Device repairman registration

Additionally, this department administers the Eastern Sierra Weed Management Area and an associated invasive plant management program, the Owens Valley Mosquito Abatement Program (which also provides contract mosquito control services to the Mammoth Lakes Mosquito Abatement District), and the Inyo County Commercial Cannabis Permit Office. These additional programs each have a separate budget unit. More information can be found in the budget summaries for each program.

MAJOR ACCOMPLISHMENTS IN FISCAL YEAR 2021-2022

- Assembled and hosted in person continuing education event for local pesticide applicators and other interested parties in the public, which was sponsored entirely by funds derived from residual mill fees.
- Inspected 100% of all weighing and measuring devices in Inyo and Mono Counties, adding up to more than 1,000 devices
- Continued to maintain the recently implemented BeeSafe Program in Inyo and Mono Counties.
- Provided pesticide regulation outreach to area cannabis industry representatives

- Secured funding from the California Department of Pesticide Regulation to support our annual Pesticide Safety Seminars

GOALS FOR FISCAL YEAR 2022-2023

- Provide excellent customer service to the citizens of Inyo and Mono Counties.
- Maintain 100% rate of inspection for all weighing and measuring devices
- Continue to respond to and resolve 100% of consumer weights and measures complaints.
- Continue to engage with lawmakers on legislation affecting our program.
- Work to fully implement the CalCats timekeeping program to better track department activities.

DEPARTMENTAL BUDGET REQUEST FOR FISCAL YEAR 2022-2023

The Department's Fiscal Year 2022-2023 Requested Budget represents an overall increase of \$72,638 in expenditures, and an increase of \$58,934 in revenues, when compared to the Fiscal Year 2021-2022 Board Approved Budget. As a result, the Requested Net County Cost is increased by \$13,704.

The Department's Fiscal Year 2022-2023 Requested Budget represents an overall increase from The COB expenses, increased building and maintenance costs, and increased motor pool costs due to inflation/fuel costs.

Personnel Costs increased by \$71,751 compared to the Fiscal Year 2021-2022 Board Approved Budget, due to General increases in personnel costs, and one employee opting to receive benefits who had previously opted out..

Revenues

4135 (FEES FOR CONTINUING EDUCATION) decreased by \$3,320: The larger pesticide safety program held annually is being reformatted to several smaller seminars which will not require catering and other costs associated with the larger event; **4175** (PERMITS TO OPERATE) decreased by \$180: One outstanding invoice; **4180** (DEVICE REGISTRATION FEE) increased by \$3,500: Due to adjustments to reflect actual revenues in the previous fiscal year; **4463** (UNREFUNDED GAS TAX) increased by \$20,549: amount varies depending on hours worked in programs, total statewide gas tax pool, and hours expended in other counties. Gas tax collections have been increasing most years. A report is expected to be released this fall that will better predict this revenue source; **4499** (STATE OTHER) increased by \$3,385: Inspection of service stations, quick lube and oil change shops, and auto service shops for compliance with the Business and professionals code (BPC) Division 5 Also reimbursement from CDFA for 2 ipads used for inspections; **4561** (AID FROM MONO COUNTY) increased by \$35,000: Expected increase in revenue , due to our expenses being increased. Mono County pays 50% of expenditures.

Personnel

The Department's Requested Budget represents no change in the number of fulltime equivalent (FTE) positions that are supported by this budget.

The Agriculture Department expects to request a reclassification or other change to one Office Technician position due to the resignation of a Project Coordinator and the Project Coordinator position not being filled. This requires the Office Technician to absorb many of those duties previously covered by the Program Coordinator.

Services & Supplies

5112 (PERSONAL & SAFETY EQUIPMENT) decreased by \$50: Some Items Bought in Previous FY; **5122** (CELL PHONES) increased by \$2,000: Two new Tablets that will be needed for inspections, that qualify for CDFA reimbursement; **5171** (MAINTENANCE OF EQUIPMENT) increased by \$150: Increase due to inflation; **5232** (OFFICE & OTHER EQUIP < \$5,000) increased by \$450: Moved expense into correct object code from general operating expenses; **5260** (HEALTH - EMPLOYEE PHYSICALS) increased by \$15: Increased price in DMV physical. This includes the 25% off pay within 30 days discount; **5265** (PROFESSIONAL & SPECIAL SERVICE) decreased by \$4,460: Rollover credits from CalCats, only 1/2 of the \$3000.00 annual bill needs to be paid; **5291** (OFFICE, SPACE & SITE RENTAL) increased by \$341: COB space increase; **5311** (GENERAL OPERATING EXPENSE) increased by \$325: Due to general increases in costs; **5351** (UTILITIES) decreased by \$1,292: Frontier Landline disconnected.

Support & Care of Persons

(There are no changes in this object category from the previous fiscal year.)

Fixed Assets

(There are no changes in this object category from the previous fiscal year.)

FISCAL YEAR 2022-2023 REDUCTION IMPACTS TO BASE BUDGET

Increases in the county cost plan and rent for the consolidated office building required there to be some reductions overall in various object codes for this budget.

FISCAL YEAR 2022-2023 STATE/FEDERAL FUNDING SUMMARY

The majority of funding for this budget comes from state sources. At this time these revenues are expected to remain stable.

FISCAL YEAR 2022-2023 REGULATORY COMPLIANCE SUMMARY

N/A

MAJOR POLICY CONSIDERATIONS BEING REQUESTED

N/A

COUNTY OF INYO
BUD002A - BUDGET REQUESTS

RUNDATE: 06/30/2022 TODAY'S DATE: 09/02/2022

FOR FISCAL YEARS: 07/01/2020 - 06/30/23

	YTD ACTUALS 06/30/2021	BOARD APPROVED 06/30/2022	WORKING BUDGET 06/30/2022	YTD ACTUALS 06/30/2022	DEPT REQUESTED 06/30/2023	CAO RECOMM 06/30/2023	BOARD APPROVED 06/30/2023
BUDGET UNIT: 023300 AGRICULTURAL COMM / SEALER							
FUND: 0001 GENERAL FUND							
REVENUES:							
4135 - FEES FOR CONTINUING EDUCATION	\$0	\$6,640	\$6,640	\$6,640	\$3,320	\$3,320	\$0
4175 - PERMITS TO OPERATE	\$1,384	\$1,480	\$1,480	\$1,305	\$1,300	\$1,300	\$0
4180 - DEVICE REGISTRATION FEE	\$67,799	\$66,500	\$66,500	\$70,209	\$70,000	\$70,000	\$0
4186 - DEVICE REPAIRMAN LICENSE	\$249	\$250	\$0	\$176	\$250	\$250	\$0
LICENSES & PERMITS	\$69,434	\$74,870	\$74,620	\$78,331	\$74,870	\$74,870	\$0
4463 - UNREFUNDED GAS TAX	\$100,786	\$93,361	\$113,952	\$108,358	\$113,910	\$113,910	\$0
4499 - STATE OTHER	\$24,813	\$22,817	\$22,817	\$11,203	\$26,202	\$26,202	\$0
4561 - AID FROM MONO COUNTY	\$231,019	\$180,000	\$180,000	\$223,140	\$215,000	\$215,000	\$0
AID FROM OTHER GOVT AGENCIES	\$356,619	\$296,178	\$316,769	\$342,701	\$355,112	\$355,112	\$0
4663 - PEST MILL REFUND	\$86,200	\$86,000	\$86,000	\$86,000	\$86,000	\$86,000	\$0
4664 - NURSERY	\$0	\$500	\$500	\$0	\$500	\$500	\$0
4665 - PETROLEUM PRODUCT INSPECTION	\$1,200	\$2,980	\$2,980	\$3,510	\$2,980	\$2,980	\$0
4667 - NON COMMERCIAL CERTIFICATIONS	\$1,062	\$900	\$900	\$322	\$900	\$900	\$0
4812 - NSF CHARGES	\$10	\$0	\$0	\$0	\$0	\$0	\$0
4819 - SERVICES & FEES	\$1,938	\$2,500	\$2,500	\$2,240	\$2,500	\$2,500	\$0
CHARGES FOR CURRENT SERVICES	\$90,410	\$92,880	\$92,880	\$92,072	\$92,880	\$92,880	\$0
TOTAL REVENUES:	\$516,464	\$463,928	\$484,269	\$513,105	\$522,862	\$522,862	\$0
EXPENSES:							
5001 - SALARIED EMPLOYEES	\$300,100	\$265,235	\$265,235	\$266,124	\$286,993	\$284,427	\$0
5003 - OVERTIME	\$0	\$0	\$250	\$97	\$0	\$0	\$0
5021 - RETIREMENT & SOCIAL SECURITY	\$23,368	\$20,453	\$20,453	\$19,853	\$21,521	\$21,316	\$0
5022 - PERS RETIREMENT	\$51,088	\$42,877	\$42,877	\$40,234	\$42,403	\$42,165	\$0
5024 - RETIREMENT-UNFUNDED LIAB	\$43,315	\$44,233	\$44,233	\$44,233	\$49,890	\$49,890	\$0
5025 - RETIREE HEALTH BENEFITS	\$8,837	\$23,051	\$23,051	\$34,328	\$53,642	\$53,642	\$0
5031 - MEDICAL INSURANCE	\$45,652	\$42,494	\$42,494	\$44,700	\$62,672	\$62,668	\$0
5032 - DISABILITY INSURANCE	\$3,117	\$3,088	\$3,088	\$2,802	\$3,041	\$3,010	\$0
5042 - SICK LEAVE BUY OUT	\$1,036	\$0	\$0	\$0	\$0	\$0	\$0

COUNTY OF INYO
BUD002A - BUDGET REQUESTS

RUNDATE: 06/30/2022 TODAY'S DATE: 09/02/2022

FOR FISCAL YEARS: 07/01/2020 - 06/30/23

	YTD ACTUALS 06/30/2021	BOARD APPROVED 06/30/2022	WORKING BUDGET 06/30/2022	YTD ACTUALS 06/30/2022	DEPT REQUESTED 06/30/2023	CAO RECOMM 06/30/2023	BOARD APPROVED 06/30/2023
5043 - OTHER BENEFITS	\$12,888	\$6,980	\$6,980	\$5,436	\$0	\$0	\$0
SALARIES & BENEFITS	\$489,406	\$448,411	\$448,661	\$457,809	\$520,162	\$517,118	\$0
5112 - PERSONAL & SAFETY EQUIPMENT	\$150	\$400	\$0	\$0	\$350	\$350	\$0
5122 - CELL PHONES	\$1,992	\$1,692	\$1,692	\$1,751	\$3,692	\$3,692	\$0
5171 - MAINTENANCE OF EQUIPMENT	\$260	\$100	\$100	\$0	\$250	\$250	\$0
5173 - MAINTENANCE OF EQUIPMENT-MATER	\$0	\$100	\$100	\$90	\$100	\$100	\$0
5211 - MEMBERSHIPS	\$2,746	\$2,807	\$2,807	\$2,647	\$2,807	\$2,807	\$0
5232 - OFFICE & OTHER EQUIP < \$5,000	\$0	\$0	\$453	\$238	\$450	\$0	\$0
5260 - HEALTH - EMPLOYEE PHYSICALS	\$0	\$150	\$150	\$150	\$165	\$165	\$0
5263 - ADVERTISING	\$47	\$100	\$100	\$0	\$100	\$50	\$0
5265 - PROFESSIONAL & SPECIAL SERVICE	\$4,328	\$6,790	\$6,790	\$4,211	\$2,330	\$2,330	\$0
5291 - OFFICE, SPACE & SITE RENTAL	\$249	\$17,207	\$17,553	\$17,543	\$17,548	\$17,548	\$0
5301 - SMALL TOOLS & INSTRUMENTS	\$0	\$200	\$200	\$0	\$200	\$200	\$0
5311 - GENERAL OPERATING EXPENSE	\$4,586	\$5,350	\$6,250	\$3,516	\$5,675	\$4,675	\$0
5326 - LATE FEES & FINANCE CHARGES	\$20	\$0	\$0	\$0	\$0	\$0	\$0
5331 - TRAVEL EXPENSE	\$2,040	\$5,000	\$10,000	\$5,710	\$5,000	\$6,000	\$0
5351 - UTILITIES	\$3,478	\$3,072	\$3,072	\$1,126	\$1,780	\$1,780	\$0
SERVICES & SUPPLIES	\$19,898	\$42,968	\$49,267	\$36,987	\$40,447	\$39,947	\$0
5123 - TECH REFRESH EXPENSE	\$5,381	\$5,381	\$5,381	\$5,381	\$5,439	\$5,439	\$0
5124 - EXTERNAL CHARGES	\$27,557	\$35,873	\$32,000	\$31,108	\$11,150	\$31,150	\$0
5127 - MOBILE DEVICE MANAGEMENT-INTER	\$59	\$72	\$72	\$60	\$27	\$27	\$0
5128 - INTERNAL SHREDDING CHARGES	\$134	\$134	\$135	\$135	\$136	\$136	\$0
5129 - INTERNAL COPY CHARGES (NON-IS)	\$1,259	\$1,775	\$1,275	\$1,251	\$1,600	\$1,600	\$0
5152 - WORKERS COMPENSATION	\$16,821	\$4,656	\$4,656	\$4,656	\$17,017	\$17,017	\$0
5155 - PUBLIC LIABILITY INSURANCE	\$5,216	\$8,022	\$8,022	\$8,022	\$9,135	\$9,135	\$0
5315 - COUNTY COST PLAN	\$49,083	\$80,706	\$80,706	\$80,706	\$74,023	\$74,023	\$0
5333 - MOTOR POOL	\$26,216	\$22,500	\$27,500	\$25,823	\$24,000	\$24,000	\$0
INTERNAL CHARGES	\$131,728	\$159,119	\$159,747	\$157,143	\$142,527	\$162,527	\$0
5801 - OPERATING TRANSFERS OUT	\$0	\$0	\$0	\$0	\$20,000	\$31,000	\$0
OTHER FINANCING USES	\$0	\$0	\$0	\$0	\$20,000	\$31,000	\$0

COUNTY OF INYO

BUD002A - BUDGET REQUESTS

RUNDATE: 06/30/2022 TODAY'S DATE: 09/02/2022

FOR FISCAL YEARS: 07/01/2020 - 06/30/23

	YTD ACTUALS 06/30/2021	BOARD APPROVED 06/30/2022	WORKING BUDGET 06/30/2022	YTD ACTUALS 06/30/2022	DEPT REQUESTED 06/30/2023	CAO RECOMM 06/30/2023	BOARD APPROVED 06/30/2023
TOTAL EXPENSES:	\$641,033	\$650,498	\$657,675	\$651,940	\$723,136	\$750,592	\$0
BUDGET UNIT: 023300 AGRICULTURAL COMM / SEALER	(\$124,568)	(\$186,570)	(\$173,406)	(\$138,835)	(\$200,274)	(\$227,730)	\$0

CANNABIS REGULATION-GENERAL OP 023301

DEPARTMENTAL FUNCTIONS

The Inyo County Commercial Cannabis Permit Office (C3PO) administers the business license component of the larger local commercial cannabis authorization process. This includes calling for license applications, processing these applications, assisting in application scoring, issuing licenses upon authorization by the Board of Supervisors, and providing inspection and oversight of commercial cannabis operations. Licensed activities include cultivation, manufacturing, distribution, testing, and retail.

MAJOR ACCOMPLISHMENTS IN FISCAL YEAR 2021-2022

- Continued working to manage the commercial cannabis permitting program, including inspections, staff, making needed process changes, and bringing needed code amendments to the Board of Supervisors
- Staff attended trainings and networking meetings throughout the year to stay abreast of ever-changing regulation and legislative changes
- Provided information and outreach to the public and parties interested in applying for licenses
- Communicated and coordinated with the state cannabis licensing agencies (now agency)
- Worked with cannabis cultivation applicants to ensure compliance with applicable laws and regulations

GOALS FOR FISCAL YEAR 2022-2023

- Conduct cultivation inspections in conjunction with other county departments and state officials
- Continue to engage with lawmakers on legislation affecting our program
- Continue to work with stakeholders to answer questions and provide guidance
- Continue to improve the county's commercial cannabis permitting program
- Conduct a comprehensive review of fee schedules to ensure fees are set appropriately

DEPARTMENTAL BUDGET REQUEST FOR FISCAL YEAR 2022-2023

The Department's Fiscal Year 2022-2023 Requested Budget represents an overall decrease of \$63,616 in expenditures, and a decrease of \$63,616 in revenues, when compared to the Fiscal Year 2021-2022 Board Approved Budget. As a result, the Requested Net County Cost is increased by \$0.

The total number of licensees has decreased in FY 21-22, to offset the decrease in revenue from active licensees, we reduced the percentage of salaries coming from the cannabis budget. We anticipate a few more licenses to be approved in the 22-23 fiscal year, and revenue to increase. Additionally, a fee study is in progress to address the recovery of costs associated with this program.

Personnel Costs decreased by \$87,049 compared to the Fiscal Year 2021-2022 Board Approved Budget, due to A change in salary percentage calculations..

Revenues

4821 (INTRA COUNTY CHARGES) decreased by \$63,616: The \$64,283 is savings resulting from changing salary percentages drawn from the Cannabis budget.

Personnel

The Department's Requested Budget represents no change in the number of fulltime equivalent (FTE) positions that are supported by this budget.

N/A

Services & Supplies

5112 (PERSONAL & SAFETY EQUIPMENT) decreased by \$150: Employee Boots reimbursement only needed every other year; **5232** (OFFICE & OTHER EQUIP < \$5,000) increased by \$4,350: Locking camper Shell needed for Cannabis inspection supplies. Kilo Standards needed for inspection of cannabis scales; **5265** (PROFESSIONAL & SPECIAL SERVICE) increased by \$270: HDL Contract increase; **5291** (OFFICE, SPACE & SITE RENTAL) increased by \$28: DWP lease & taxes have increased for the Wye Rd building; **5301** (SMALL TOOLS & INSTRUMENTS) decreased by \$375: Reduced to lower budget expenses; **5311** (GENERAL OPERATING EXPENSE) increased by \$600: Kilo Standards are preferable for certifying cannabis scales; **5351** (UTILITIES) increased by \$192: Suddenlink and So Cal Edison bills have increased for the Wye Rd building.

Support & Care of Persons

(There are no changes in this object category from the previous fiscal year.)

Fixed Assets

(There are no changes in this object category from the previous fiscal year.)

FISCAL YEAR 2022-2023 REDUCTION IMPACTS TO BASE BUDGET

N/A

FISCAL YEAR 2022-2023 STATE/FEDERAL FUNDING SUMMARY

N/A

FISCAL YEAR 2022-2023 REGULATORY COMPLIANCE SUMMARY

N/A

MAJOR POLICY CONSIDERATIONS BEING REQUESTED

No major policy considerations are being requested at this time.

COUNTY OF INYO
BUD002A - BUDGET REQUESTS

RUNDATE: 06/30/2022 TODAY'S DATE: 09/02/2022

FOR FISCAL YEARS: 07/01/2020 - 06/30/23

	YTD ACTUALS 06/30/2021	BOARD APPROVED 06/30/2022	WORKING BUDGET 06/30/2022	YTD ACTUALS 06/30/2022	DEPT REQUESTED 06/30/2023	CAO RECOMM 06/30/2023	BOARD APPROVED 06/30/2023
BUDGET UNIT: 023301 CANNABIS REGULATION-GENERAL OP							
FUND: 0041 CANNABIS REGULATION-GENERAL							
REVENUES:							
4821 - INTRA COUNTY CHARGES	\$134,651	\$264,950	\$254,597	\$226,368	\$201,334	\$201,334	\$0
CHARGES FOR CURRENT SERVICES	\$134,651	\$264,950	\$254,597	\$226,368	\$201,334	\$201,334	\$0
TOTAL REVENUES:	<u>\$134,651</u>	<u>\$264,950</u>	<u>\$254,597</u>	<u>\$226,368</u>	<u>\$201,334</u>	<u>\$201,334</u>	<u>\$0</u>
EXPENSES:							
5001 - SALARIED EMPLOYEES	\$89,940	\$161,650	\$161,650	\$161,277	\$97,978	\$97,242	\$0
5003 - OVERTIME	\$0	\$0	\$42	\$41	\$0	\$0	\$0
5021 - RETIREMENT & SOCIAL SECURITY	\$6,386	\$11,786	\$11,786	\$11,674	\$7,241	\$7,180	\$0
5022 - PERS RETIREMENT	\$14,127	\$25,230	\$25,230	\$23,986	\$13,000	\$12,930	\$0
5031 - MEDICAL INSURANCE	\$8,504	\$18,321	\$18,321	\$19,038	\$15,049	\$15,044	\$0
5032 - DISABILITY INSURANCE	\$838	\$1,702	\$1,702	\$1,594	\$1,020	\$1,010	\$0
5043 - OTHER BENEFITS	\$1,190	\$2,648	\$2,648	\$1,670	\$0	\$0	\$0
SALARIES & BENEFITS	\$120,987	\$221,337	\$221,379	\$219,283	\$134,288	\$133,406	\$0
5112 - PERSONAL & SAFETY EQUIPMENT	\$150	\$400	\$0	\$0	\$250	\$250	\$0
5122 - CELL PHONES	\$417	\$816	\$816	\$329	\$816	\$816	\$0
5171 - MAINTENANCE OF EQUIPMENT	\$200	\$0	\$0	\$0	\$0	\$0	\$0
5232 - OFFICE & OTHER EQUIP < \$5,000	\$0	\$1,150	\$150	\$0	\$5,500	\$5,500	\$0
5263 - ADVERTISING	\$0	\$100	\$100	\$0	\$100	\$100	\$0
5265 - PROFESSIONAL & SPECIAL SERVICE	\$4,700	\$4,640	\$4,640	\$4,718	\$4,910	\$4,910	\$0
5291 - OFFICE, SPACE & SITE RENTAL	\$249	\$250	\$600	\$274	\$278	\$278	\$0
5301 - SMALL TOOLS & INSTRUMENTS	\$0	\$500	\$0	\$0	\$125	\$125	\$0
5311 - GENERAL OPERATING EXPENSE	\$374	\$2,000	\$500	\$274	\$2,600	\$2,600	\$0
5326 - LATE FEES & FINANCE CHARGES	\$11	\$0	\$5	\$4	\$0	\$0	\$0
5331 - TRAVEL EXPENSE	\$810	\$2,000	\$1,000	\$385	\$2,000	\$2,000	\$0
5351 - UTILITIES	\$931	\$888	\$888	\$885	\$1,080	\$1,080	\$0
SERVICES & SUPPLIES	\$7,845	\$12,744	\$8,699	\$6,873	\$17,659	\$17,659	\$0
5121 - INTERNAL CHARGES	\$106	\$0	\$150	\$52	\$115	\$115	\$0
5123 - TECH REFRESH EXPENSE	\$2,153	\$2,153	\$2,153	\$2,153	\$2,176	\$2,176	\$0

COUNTY OF INYO
BUD002A - BUDGET REQUESTS

RUNDATE: 06/30/2022 TODAY'S DATE: 09/02/2022

FOR FISCAL YEARS: 07/01/2020 - 06/30/23

	YTD ACTUALS 06/30/2021	BOARD APPROVED 06/30/2022	WORKING BUDGET 06/30/2022	YTD ACTUALS 06/30/2022	DEPT REQUESTED 06/30/2023	CAO RECOMM 06/30/2023	BOARD APPROVED 06/30/2023
5124 - EXTERNAL CHARGES	\$994	\$327	\$1,397	\$1,029	\$1,195	\$1,195	\$0
5127 - MOBILE DEVICE MANAGEMENT-INTER	\$14	\$18	\$18	\$15	\$7	\$7	\$0
5129 - INTERNAL COPY CHARGES (NON-IS)	\$151	\$390	\$220	\$207	\$300	\$300	\$0
5152 - WORKERS COMPENSATION	\$326	\$1,427	\$1,427	\$1,427	\$3,065	\$3,065	\$0
5155 - PUBLIC LIABILITY INSURANCE	\$271	\$2,221	\$2,221	\$2,221	\$4,899	\$4,899	\$0
5315 - COUNTY COST PLAN	\$366	\$4,333	\$4,333	\$4,333	\$22,630	\$22,630	\$0
5333 - MOTOR POOL	\$1,434	\$20,000	\$12,600	\$10,746	\$15,000	\$15,000	\$0
INTERNAL CHARGES	\$5,818	\$30,869	\$24,519	\$22,184	\$49,387	\$49,387	\$0
TOTAL EXPENSES:	\$134,651	\$264,950	\$254,597	\$248,341	\$201,334	\$200,452	\$0
BUDGET UNIT: 023301 CANNABIS REGULATION-GENERAL OP	\$0	\$0	\$0	(\$21,973)	\$0	\$882	\$0

ES WEED MANAGEMENT GRANT 621300

DEPARTMENTAL FUNCTIONS

The Eastern Sierra Weed management Area's (ESWMA) function is to control, and where possible, eradicate non-native invasive weed species within Inyo and Mono Counties. Activities include detection, eradication, and control of rated pest infestations introduced into Inyo and Mono Counties. Management and eradication efforts include treatment, mechanical and biological control measures. Utilization of GPS technology for data acquisition and inclusion into a GIS program for evaluation and planning. Public outreach including information dissemination via public forums, informational displays, publication of outreach material, and personal contact with the public, other county departments, and other agencies. The ESWMA is composed of the Inyo/Mono Counties Agricultural Commissioner's Office and fourteen other agencies, including:

Inyo County Water Department
Sierra Nevada Conservancy
Bureau of Land Management, Bishop Field Office
Inyo/Mono Cattleman's Association
Inyo/Mono Resource Conservation District
California Department of Transportation District 9
Bishop Paiute Tribe
California State Parks

MAJOR ACCOMPLISHMENTS IN FISCAL YEAR 2021-2022

- All grant funded sites were treated at least once, controlling and where possible eradicating invasive plant populations.
- Over 50 separate sites were managed within the LORP area and thousands of acres were surveyed.
- Management continued on lands in the Antelope Valley and Fish Lake Valley in Mono County. Management of sites in Round Valley and Tecopa in Inyo county continued.
- Funding was secured for three fiscal years for each county from the California Department of Food and Agriculture.
- Despite the retirement of the Lead Field Technician at the end of 2021, the program has continued to effectively operate into the 2022 growing season.

GOALS FOR FISCAL YEAR 2022-2023

- Continue to pursue long and short term funding opportunities through grant applications, outside agreements, legislation, and program contracts.
- Continue limited work on high-priority sites within LADWP lands, such as the LORP area.
- Monitor program effectiveness and continue to plan for long term changes in the program model.
- Achieve treatment of non-LADWP invasive plant sites cataloged in the ESWMA GIS database.
- Continue public outreach and cooperative weed control activities.

DEPARTMENTAL BUDGET REQUEST FOR FISCAL YEAR 2022-2023

The Department's Fiscal Year 2022-2023 Requested Budget represents an overall decrease of \$157,288 in expenditures, and a decrease of \$131,020 in revenues, when compared to the Fiscal Year 2021-2022 Board Approved Budget. As a result, the Requested Net County Cost is decreased by \$26,268.

The decrease in expenditures is due to Two (2) Full-Time employee positions have been eliminated.

Personnel Costs decreased by \$123,150 compared to the Fiscal Year 2021-2022 Board Approved Budget, due to Project Coordinator resignation and position eliminated. & Lead Field Technician retirement and position dissolved..

Revenues

4499 (STATE OTHER) decreased by \$133,520: This was overstated. Previously the contract was entered at 100% the dollar amount of the agreements, when half is paid annually; **4819** (SERVICES & FEES) increased by \$2,500: Current CDFW contract is \$2500.00 more.

Personnel

The Department's Requested Budget represents a decrease in the number of fulltime equivalent (FTE) positions that are supported by this budget.

The decreases in expenditures are due to Two (2) Full-Time employee positions have been eliminated from this budget.

Services & Supplies

5112 (PERSONAL & SAFETY EQUIPMENT) decreased by \$50: Reduced due to one employee retired and position has been dissolved; **5122** (CELL PHONES) decreased by \$72: Lead Field Technician retired and cell phone deactivated; **5173** (MAINTENANCE OF EQUIPMENT-MATER) decreased by \$250: Reduced to decrease expenditures; **5263** (ADVERTISING) increased by \$100: Advertisement of seasonal positions in the newspaper; **5265** (PROFESSIONAL & SPECIAL SERVICE) decreased by \$500: Reduced due to one employee retired and position has been dissolved; **5291** (OFFICE, SPACE & SITE RENTAL) increased by \$37: This reflects LADWP Lease and tax increase; **5311** (GENERAL OPERATING EXPENSE) decreased by \$1,000: Reduced to cut expenses; **5331** (TRAVEL EXPENSE) decreased by \$4,000: Reduced due to one employee retiring and another position being dissolved travel expenses will decrease; **5351** (UTILITIES) increased by \$214: Suddenlink and So Cal Edison bills have increased.

Support & Care of Persons

(There are no changes in this object category from the previous fiscal year.)

Fixed Assets

(There are no changes in this object category from the previous fiscal year.)

FISCAL YEAR 2022-2023 REDUCTION IMPACTS TO BASE BUDGET

This budget receives no general fund contributions, and will close if no additional funding is acquired.

FISCAL YEAR 2022-2023 STATE/FEDERAL FUNDING SUMMARY

N/A

FISCAL YEAR 2022-2023 REGULATORY COMPLIANCE SUMMARY

N/A

MAJOR POLICY CONSIDERATIONS BEING REQUESTED

With the retirement of one full-time position and another full-time position being removed, how this program will move forward is being analyzed. A lack of grant funding opportunities in the short term makes filling any full-time positions troublesome. This program may undergo some changes in its traditional model in order to maintain effectiveness while also operating with more seasonal staff and less full-time staff.

COUNTY OF INYO
BUD002A - BUDGET REQUESTS

RUNDATE: 06/30/2022 TODAY'S DATE: 09/02/2022

FOR FISCAL YEARS: 07/01/2020 - 06/30/23

	YTD ACTUALS 06/30/2021	BOARD APPROVED 06/30/2022	WORKING BUDGET 06/30/2022	YTD ACTUALS 06/30/2022	DEPT REQUESTED 06/30/2023	CAO RECOMM 06/30/2023	BOARD APPROVED 06/30/2023
BUDGET UNIT: 621300 ES WEED MANAGEMENT GRANT							
FUND: 6255 ES WEED MANAGEMENT GRANT							
REVENUES:							
4498 - STATE GRANTS	\$0	\$0	\$0	\$0	\$0	\$31,000	\$0
4499 - STATE OTHER	\$176,104	\$197,041	\$197,041	\$164,794	\$63,521	\$63,521	\$0
4561 - AID FROM MONO COUNTY	\$10,087	\$0	\$0	\$0	\$0	\$0	\$0
4599 - OTHER AGENCIES	\$50,000	\$50,000	\$50,000	\$50,000	\$50,000	\$50,000	\$0
AID FROM OTHER GOVT AGENCIES	\$236,191	\$247,041	\$247,041	\$214,794	\$113,521	\$144,521	\$0
4819 - SERVICES & FEES	\$813	\$5,000	\$5,000	\$591	\$7,500	\$7,500	\$0
4824 - INTER GOVERNMENT CHARGES	\$19,993	\$20,000	\$20,000	\$19,999	\$20,000	\$20,000	\$0
CHARGES FOR CURRENT SERVICES	\$20,807	\$25,000	\$25,000	\$20,590	\$27,500	\$27,500	\$0
4998 - OPERATING TRANSFERS IN	\$0	\$0	\$0	\$0	\$0	\$31,000	\$0
OTHER FINANCING SOURCES	\$0	\$0	\$0	\$0	\$0	\$31,000	\$0
TOTAL REVENUES:	\$256,426	\$272,041	\$272,041	\$235,084	\$141,021	\$203,021	\$0
EXPENSES:							
5001 - SALARIED EMPLOYEES	\$97,083	\$102,205	\$48,062	\$42,100	\$0	\$0	\$0
5012 - PART TIME EMPLOYEES	\$29,038	\$30,297	\$45,287	\$37,312	\$42,026	\$42,026	\$0
5021 - RETIREMENT & SOCIAL SECURITY	\$9,495	\$10,263	\$6,071	\$6,130	\$3,252	\$3,252	\$0
5022 - PERS RETIREMENT	\$15,198	\$15,072	\$8,189	\$7,267	\$0	\$0	\$0
5024 - RETIREMENT-UNFUNDED LIAB	\$22,063	\$22,531	\$22,531	\$22,531	\$25,412	\$25,412	\$0
5031 - MEDICAL INSURANCE	\$14,565	\$24,842	\$14,758	\$9,641	\$12,498	\$12,498	\$0
5032 - DISABILITY INSURANCE	\$1,036	\$1,591	\$941	\$501	\$463	\$463	\$0
5043 - OTHER BENEFITS	\$667	\$0	\$2,833	\$2,832	\$0	\$0	\$0
SALARIES & BENEFITS	\$189,148	\$206,801	\$148,672	\$128,318	\$83,651	\$83,651	\$0
5112 - PERSONAL & SAFETY EQUIPMENT	\$237	\$650	\$650	\$430	\$600	\$600	\$0
5122 - CELL PHONES	\$1,078	\$588	\$1,020	\$848	\$516	\$516	\$0
5154 - UNEMPLOYMENT INSURANCE	\$3,277	\$5,000	\$7,075	\$7,074	\$5,000	\$5,000	\$0
5171 - MAINTENANCE OF EQUIPMENT	\$355	\$100	\$100	\$0	\$100	\$100	\$0
5173 - MAINTENANCE OF EQUIPMENT-MATER	\$1,389	\$650	\$668	\$172	\$400	\$400	\$0

COUNTY OF INYO
BUD002A - BUDGET REQUESTS

RUNDATE: 06/30/2022 TODAY'S DATE: 09/02/2022

FOR FISCAL YEARS: 07/01/2020 - 06/30/23

	YTD ACTUALS 06/30/2021	BOARD APPROVED 06/30/2022	WORKING BUDGET 06/30/2022	YTD ACTUALS 06/30/2022	DEPT REQUESTED 06/30/2023	CAO RECOMM 06/30/2023	BOARD APPROVED 06/30/2023
5263 - ADVERTISING	(\$4)	\$0	\$100	\$68	\$100	\$100	\$0
5265 - PROFESSIONAL & SPECIAL SERVICE	\$1,444	\$1,000	\$1,000	\$933	\$500	\$500	\$0
5291 - OFFICE, SPACE & SITE RENTAL	\$249	\$241	\$260	\$274	\$278	\$278	\$0
5301 - SMALL TOOLS & INSTRUMENTS	\$38	\$150	\$150	\$0	\$150	\$150	\$0
5311 - GENERAL OPERATING EXPENSE	\$6,634	\$6,000	\$5,925	\$4,560	\$5,000	\$5,000	\$0
5326 - LATE FEES & FINANCE CHARGES	\$0	\$0	\$7	\$2	\$0	\$0	\$0
5331 - TRAVEL EXPENSE	\$126	\$4,000	\$4,000	\$2,492	\$0	\$0	\$0
5351 - UTILITIES	\$931	\$866	\$866	\$885	\$1,080	\$1,080	\$0
SERVICES & SUPPLIES	\$15,759	\$19,245	\$21,821	\$17,744	\$13,724	\$13,724	\$0
5124 - EXTERNAL CHARGES	\$1,105	\$1,366	\$1,366	\$1,021	\$1,205	\$1,205	\$0
5127 - MOBILE DEVICE MANAGEMENT-INTER	\$53	\$72	\$72	\$36	\$14	\$14	\$0
5129 - INTERNAL COPY CHARGES (NON-IS)	\$174	\$177	\$177	\$32	\$200	\$200	\$0
5152 - WORKERS COMPENSATION	\$1,723	\$12,721	\$12,721	\$12,721	\$1,169	\$1,169	\$0
5155 - PUBLIC LIABILITY INSURANCE	\$1,432	\$2,972	\$2,972	\$2,972	\$1,868	\$1,868	\$0
5315 - COUNTY COST PLAN	\$20,388	\$29,000	\$29,000	\$29,000	\$18,235	\$18,235	\$0
5333 - MOTOR POOL	\$6,749	\$10,000	\$14,350	\$9,987	\$5,000	\$5,000	\$0
INTERNAL CHARGES	\$31,625	\$56,308	\$60,658	\$55,771	\$27,691	\$27,691	\$0
5650 - EQUIPMENT	\$38,821	\$0	\$32,220	\$28,919	\$0	\$0	\$0
FIXED ASSETS	\$38,821	\$0	\$32,220	\$28,919	\$0	\$0	\$0
TOTAL EXPENSES:	\$275,355	\$282,354	\$263,371	\$230,754	\$125,066	\$125,066	\$0
BUDGET UNIT: 621300 ES WEED MANAGEMENT GRANT	(\$18,928)	(\$10,313)	\$8,670	\$4,330	\$15,955	\$77,955	\$0

INYO MOSQUITO ABATEMENT

154101

DEPARTMENTAL FUNCTIONS

The mosquito abatement program exists to both protect public health from infectious diseases spread by, as well as reduce nuisance from, mosquito species that exist within the Owens Valley Mosquito Abatement Program (OVMAP) and Mammoth Lakes Mosquito Abatement District (MLMAD) boundaries. These goals are met through integrated pest management actions, including source reduction, water management, biological control, chemical control, and public outreach and education.

MAJOR ACCOMPLISHMENTS IN FISCAL YEAR 2021-2022

- This program managed mosquito populations, with no significant increase in complaints from the public.
- Equipment was kept operational using mostly in-house staff, reducing costs to ratepayers.
- Staff maintained vector control technician certification through attendance at conferences and taking continuing education classes.
- Staff continued to move forward with a succession plan to ensure that the program maintains effectiveness as more experienced employees consider retirement.
- The program attended several local events and gatherings to interact with the public, providing outreach on the program, health threats caused by mosquitoes and ways to prevent mosquitoes.

GOALS FOR FISCAL YEAR 2022-2023

- Continue to conduct field surveillance for mosquitoes.
- Continue to work with residents and other agencies to reduce mosquito breeding habitat.
- Work with the Mammoth Lakes Mosquito Abatement District Board to provide contract work for mosquito abatement activities.
- Continue to research new and innovative ways to provide mosquito control to ratepayers, especially those that provide a higher value at the same or lower cost.
- Continue to phase out old and unneeded equipment and vehicles with the goal of reducing maintenance costs over time while also ensuring that equipment is operational when a major mosquito event occurs.

DEPARTMENTAL BUDGET REQUEST FOR FISCAL YEAR 2022-2023

The Department's Fiscal Year 2022-2023 Requested Budget represents an overall increase of \$112,689 in expenditures, and an increase of \$11,788 in revenues, when compared to the Fiscal Year 2021-2022 Board Approved Budget. As a result, the Requested Net County Cost is increased by \$100,901.

Costs are increased due to a needed purchase of an Argo and an ATV for Field techs to conduct mosquito control. Also salaries drawn from the mosquito budget was increased. The program has \$198,000.00 in the fund balance to help cover these expenses.

Personnel Costs increased by \$98,164 compared to the Fiscal Year 2021-2022 Board Approved Budget, due to Salary percentages drawn from the mosquito budget was increased.

Revenues

4301 (INTEREST FROM TREASURY) decreased by \$300: This was overstated. This number reflects the actual interest received; **4727** (ABATEMENT FEES) increased by \$6,088: This is the estimated increase assuming a 3% adjustment to the second assessment; **4911** (SALES OF FIXED ASSETS) increased by \$6,000: ATV's to be Surplused.

Personnel

The Department's Requested Budget represents a decrease in the number of fulltime equivalent (FTE) positions that are supported by this budget.

The Project Coordinator position was vacant, and the program made the decision to not fill this position and instead shift these responsibilities to another staff member.

Services & Supplies

5122 (CELL PHONES) decreased by \$301: removed project coordinator account permanently; **5173** (MAINTENANCE OF EQUIPMENT-MATER) increased by \$2,000: Reflects actual costs from last FY to maintain equipment; **5211** (MEMBERSHIPS) increased by \$224: CDPH Vector Technician fees and exams have increased from previous year; **5232** (OFFICE & OTHER EQUIP < \$5,000) increased by \$1,100: This increase reflects the initial cost of purchasing equipment to launder uniforms in-house. This will provide a cost savings to the county over time as vendor fees have increased; **5265** (PROFESSIONAL & SPECIAL SERVICE) decreased by \$314: CalFire fees have increased; **5291** (OFFICE, SPACE & SITE RENTAL) increased by \$37: LADWP Lease & tax has increased for the Wye Rd Building; **5311** (GENERAL OPERATING EXPENSE) increased by \$3,000: Large pesticide purchases and department needs can be highly variable; **5351** (UTILITIES) decreased by \$8: Frontier landline disconnected.

Support & Care of Persons

(There are no changes in this object category from the previous fiscal year.)

Fixed Assets

5650 (EQUIPMENT) increased by \$8,000: The purchase of an ATV and an Argo are needed to replace old ones that will be surplused.

FISCAL YEAR 2022-2023 REDUCTION IMPACTS TO BASE BUDGET

This program should not experience any impacts due to meeting the Fy 22-23 budget parameter guidelines.

FISCAL YEAR 2022-2023 STATE/FEDERAL FUNDING SUMMARY

N/A

FISCAL YEAR 2022-2023 REGULATORY COMPLIANCE SUMMARY

-Continued compliance with the National Pollution Discharge Elimination System including report submission through the MVCAC.

-Continued cooperative agreement with the State of California Department of Public Health.

-Continued oversight and monthly pesticide use reporting as required by the State of California Department of Pesticide Regulation.

MAJOR POLICY CONSIDERATIONS BEING REQUESTED

No major policy considerations are anticipated for FY 22-23.

COUNTY OF INYO
BUD002A - BUDGET REQUESTS

RUNDATE: 06/30/2022 TODAY'S DATE: 09/02/2022

FOR FISCAL YEARS: 07/01/2020 - 06/30/23

	YTD ACTUALS 06/30/2021	BOARD APPROVED 06/30/2022	WORKING BUDGET 06/30/2022	YTD ACTUALS 06/30/2022	DEPT REQUESTED 06/30/2023	CAO RECOMM 06/30/2023	BOARD APPROVED 06/30/2023
BUDGET UNIT: 154101 INYO MOSQUITO ABATEMENT							
FUND: 1541 INYO MOSQUITO ABATEMENT							
REVENUES:							
4301 - INTEREST FROM TREASURY	\$416	\$400	\$400	\$357	\$100	\$100	\$0
REV USE OF MONEY & PROPERTY	\$416	\$400	\$400	\$357	\$100	\$100	\$0
4563 - CONTRIBUTION FROM DWP	\$25,707	\$45,000	\$45,000	\$22,254	\$45,000	\$45,000	\$0
4599 - OTHER AGENCIES	\$18,279	\$25,000	\$25,000	\$11,189	\$25,000	\$25,000	\$0
AID FROM OTHER GOVT AGENCIES	\$43,987	\$70,000	\$70,000	\$33,443	\$70,000	\$70,000	\$0
4727 - ABATEMENT FEES	\$417,521	\$426,000	\$426,000	\$420,656	\$432,088	\$432,088	\$0
4819 - SERVICES & FEES	\$65,000	\$65,000	\$65,000	\$65,000	\$65,000	\$65,000	\$0
CHARGES FOR CURRENT SERVICES	\$482,521	\$491,000	\$491,000	\$485,656	\$497,088	\$497,088	\$0
4911 - SALES OF FIXED ASSETS	\$0	\$0	\$0	\$0	\$6,000	\$6,000	\$0
OTHER REVENUE	\$0	\$0	\$0	\$0	\$6,000	\$6,000	\$0
TOTAL REVENUES:	\$526,925	\$561,400	\$561,400	\$519,458	\$573,188	\$573,188	\$0
EXPENSES:							
5001 - SALARIED EMPLOYEES	\$165,176	\$149,188	\$104,010	\$118,733	\$201,854	\$201,484	\$0
5003 - OVERTIME	\$2,963	\$4,965	\$4,965	\$3,283	\$2,851	\$2,851	\$0
5005 - HOLIDAY OVERTIME	\$704	\$3,310	\$3,310	\$267	\$1,902	\$1,902	\$0
5012 - PART TIME EMPLOYEES	\$47,142	\$55,988	\$55,988	\$34,017	\$64,776	\$64,776	\$0
5021 - RETIREMENT & SOCIAL SECURITY	\$15,817	\$16,528	\$14,161	\$11,375	\$20,315	\$20,278	\$0
5022 - PERS RETIREMENT	\$49,999	\$19,285	\$16,417	\$16,369	\$29,298	\$29,262	\$0
5024 - RETIREMENT-UNFUNDED LIAB	\$33,328	\$34,034	\$34,034	\$34,034	\$38,387	\$38,387	\$0
5025 - RETIREE HEALTH BENEFITS	\$25,121	\$22,639	\$22,639	\$22,784	\$25,472	\$25,472	\$0
5031 - MEDICAL INSURANCE	\$43,987	\$49,902	\$45,383	\$39,032	\$68,842	\$68,839	\$0
5032 - DISABILITY INSURANCE	\$1,703	\$2,564	\$2,197	\$1,288	\$2,870	\$2,863	\$0
5042 - SICK LEAVE BUY OUT	\$1,376	\$0	\$0	\$0	\$0	\$0	\$0
5043 - OTHER BENEFITS	\$1,165	\$0	\$0	\$0	\$0	\$0	\$0
5045 - COMPENSATED ABSENCE EXPENSE	\$221	\$0	\$0	\$0	\$0	\$0	\$0
5046 - OPEB EXPENSE	\$8,070	\$0	\$0	\$0	\$0	\$0	\$0

COUNTY OF INYO
BUD002A - BUDGET REQUESTS

RUNDATE: 06/30/2022 TODAY'S DATE: 09/02/2022

FOR FISCAL YEARS: 07/01/2020 - 06/30/23

	YTD ACTUALS 06/30/2021	BOARD APPROVED 06/30/2022	WORKING BUDGET 06/30/2022	YTD ACTUALS 06/30/2022	DEPT REQUESTED 06/30/2023	CAO RECOMM 06/30/2023	BOARD APPROVED 06/30/2023
SALARIES & BENEFITS	\$396,775	\$358,403	\$303,104	\$281,187	\$456,567	\$456,114	\$0
5112 - PERSONAL & SAFETY EQUIPMENT	\$1,063	\$1,250	\$1,348	\$859	\$1,250	\$1,250	\$0
5122 - CELL PHONES	\$1,572	\$2,056	\$2,056	\$1,351	\$1,755	\$1,755	\$0
5154 - UNEMPLOYMENT INSURANCE	\$3,190	\$7,500	\$7,500	\$0	\$7,500	\$7,500	\$0
5171 - MAINTENANCE OF EQUIPMENT	\$335	\$500	\$500	\$209	\$500	\$500	\$0
5173 - MAINTENANCE OF EQUIPMENT-MATER	\$2,360	\$3,000	\$6,000	\$5,204	\$5,000	\$5,000	\$0
5211 - MEMBERSHIPS	\$6,249	\$6,892	\$6,892	\$5,753	\$7,116	\$7,116	\$0
5232 - OFFICE & OTHER EQUIP < \$5,000	\$0	\$4,000	\$3,902	\$2,406	\$5,100	\$5,100	\$0
5263 - ADVERTISING	\$266	\$330	\$330	\$271	\$330	\$330	\$0
5265 - PROFESSIONAL & SPECIAL SERVICE	\$9,555	\$18,814	\$18,814	\$18,537	\$18,500	\$18,500	\$0
5291 - OFFICE, SPACE & SITE RENTAL	\$249	\$970	\$970	\$274	\$1,007	\$1,007	\$0
5301 - SMALL TOOLS & INSTRUMENTS	\$253	\$500	\$500	\$397	\$500	\$500	\$0
5311 - GENERAL OPERATING EXPENSE	\$17,215	\$20,000	\$30,324	\$22,872	\$23,000	\$23,000	\$0
5326 - LATE FEES & FINANCE CHARGES	\$11	\$0	\$25	\$48	\$0	\$0	\$0
5331 - TRAVEL EXPENSE	\$150	\$3,000	\$1,500	\$857	\$3,000	\$3,000	\$0
5351 - UTILITIES	\$1,464	\$1,788	\$1,788	\$885	\$1,780	\$1,780	\$0
SERVICES & SUPPLIES	\$43,938	\$70,600	\$82,449	\$59,890	\$76,338	\$76,338	\$0
5123 - TECH REFRESH EXPENSE	\$3,105	\$3,005	\$3,005	\$3,005	\$3,051	\$3,051	\$0
5124 - EXTERNAL CHARGES	\$3,833	\$4,740	\$6,555	\$6,558	\$7,150	\$7,150	\$0
5127 - MOBILE DEVICE MANAGEMENT-INTER	\$82	\$90	\$90	\$77	\$33	\$33	\$0
5129 - INTERNAL COPY CHARGES (NON-IS)	\$468	\$309	\$309	\$233	\$700	\$700	\$0
5152 - WORKERS COMPENSATION	\$2,915	\$3,449	\$3,449	\$3,449	\$3,179	\$3,179	\$0
5155 - PUBLIC LIABILITY INSURANCE	\$2,250	\$4,961	\$4,961	\$4,961	\$4,626	\$4,626	\$0
5315 - COUNTY COST PLAN	\$40,986	\$31,342	\$31,342	\$31,342	\$28,944	\$28,944	\$0
5333 - MOTOR POOL	\$37,353	\$35,000	\$43,120	\$43,117	\$36,000	\$36,000	\$0
INTERNAL CHARGES	\$90,994	\$82,896	\$92,831	\$92,743	\$83,683	\$83,683	\$0
5650 - EQUIPMENT	\$0	\$24,000	\$20,091	\$19,440	\$32,000	\$32,000	\$0
FIXED ASSETS	\$0	\$24,000	\$20,091	\$19,440	\$32,000	\$32,000	\$0
5799 - DEPRECIATION	\$8,112	\$0	\$0	\$0	\$0	\$0	\$0
DEPRECIATION	\$8,112	\$0	\$0	\$0	\$0	\$0	\$0

COUNTY OF INYO

BUD002A - BUDGET REQUESTS

RUNDATE: 06/30/2022 TODAY'S DATE: 09/02/2022

FOR FISCAL YEARS: 07/01/2020 - 06/30/23

	YTD ACTUALS 06/30/2021	BOARD APPROVED 06/30/2022	WORKING BUDGET 06/30/2022	YTD ACTUALS 06/30/2022	DEPT REQUESTED 06/30/2023	CAO RECOMM 06/30/2023	BOARD APPROVED 06/30/2023
TOTAL EXPENSES:	\$539,820	\$535,899	\$498,475	\$453,261	\$648,588	\$648,135	\$0
BUDGET UNIT: 154101 INYO MOSQUITO ABATEMENT	(\$12,895)	\$25,501	\$62,925	\$66,196	(\$75,400)	(\$74,947)	\$0

CHILD SUPPORT SERVICES

022501

DEPARTMENTAL FUNCTIONS

The Eastern Sierra Department of Child Support Services is responsible for establishing paternity; child support; and establishing medical support orders for children and families in Inyo and Mono Counties. The program is also responsible for the enforcement and modification of these orders. The program's operation is subject to numerous State and Federal laws and regulations.

Established by Title IV-D of the Social Security Act, and governed by California Family Code Section (s) 17400 et seq., among others. The Department undertakes mandated functions in collaboration with custodial and non-custodial parents, the Inyo and Mono County Superior Courts, and other Health and Human Services and the local Tribal TANF programs.

The Department tracks collection and performance management data and prepares annual performance management plans required by the California Department of Child Support Services. The Department prepares state and county budgeting claims, and fiscal tracking of our allocation and program expenditures.

This year we are funded in alignment with the California Department of Child Support Services funding methodology at \$1,339,790. This allocation is based on caseload size for the agency. During fiscal year 2021-2022 California Department of Child Support Services implemented a cost effectiveness incentive that allowed local child support agencies the opportunity to establish a savings plan. During that fiscal year, our agency was able to create a saving balance of \$34,841 that we may draw down from the state as needed to support our Child Support activities.

MAJOR ACCOMPLISHMENTS IN FISCAL YEAR 2021-2022

- Migration of major technology systems to the cloud for more flexibility, development and security.
- Hiring of staff and restructuring the organization in a way to provide succession and career path planning.
- Developed and implemented a local advertising campaign to promote the services we provide to our community. Including the launch of our social media presence on both Facebook and Instagram
- Successful focus and implementation of cultural competencies to reach our Hispanic population, we now have 3 staff that are either bilingual or tri-lingual.
- Relocation into the Clint Quilter Consolidated Office Building.

GOALS FOR FISCAL YEAR 2022-2023

- Seek more applications for the Debt Reduction program for our qualifying participants.
- Work with our Community Partners to develop a safety network of agencies for our community.
- Focus on customer service from a holistic case management work flow. Allowing more time to ensure our participants have a clear and full understanding of their Child Support case.
- Improve efficiencies through cross training, cross platform understanding with all staff.
- Training of new staff through virtual, and onsite trainings within the Child Support Program.

DEPARTMENTAL BUDGET REQUEST FOR FISCAL YEAR 2022-2023

The Department's Fiscal Year 2022-2023 Requested Budget represents an overall increase of \$60,826 in expenditures, and an increase of \$60,826 in revenues, when compared to the Fiscal Year 2021-2022 Board Approved Budget. As a result, the Requested Net County Cost is increased by \$0.

The Department's Fiscal Year 2022-2023 Requested Budget represents an overall increase of \$60,026 in expenditures. Our funding remains consistent with the previous year at \$1,339,790.

The increase in expenditures is related to increase in staffing and necessary trainings, and technology to support them and the need for a vehicle replacement. Staff training will be a primary expense with 71% new staff moving into the fiscal year. Benefits cost increased for FY22-23.

The increase in expenditures still allows for a under expenditure of \$13,153 from our allocation of \$1,339,790. The agency's goal is to remain within targeted cost effectiveness to continue to contribute to our FPIF incentive savings balance of \$34,841.

Personnel Costs increased by \$127,428 compared to the Fiscal Year 2021-2022 Board Approved Budget, due to request to change the authorized strength to include a Program Manager and rate increases on employee benefits..

Revenues

4301 (INTEREST FROM TREASURY) increased by \$0: Interest to remain the same for FY2022-2023; **4478** (FAMILY SUPPORT REIM - STATE) increased by \$20,073: DCSS Funding allocation applied to county based on FTE to caseload is now in alignment; **4554** (FAMILY SUPPORT ADMIN REIMBURSE) increased by \$40,753: DCSS Funding allocation applied to county based on FTE to caseload is now in alignment.

Personnel

The Department's Requested Budget represents no change in the number of fulltime equivalent (FTE) positions that are supported by this budget.

The Department's Requested Budget represents no change in the number of the full time equivalent (FTE) positions that are supported by this budget.

Services & Supplies

5122 (CELL PHONES) decreased by \$4,250: Air card and Mifi Data Usage Plans updated with new plan rates from county IS in 2022; **5154** (UNEMPLOYMENT INSURANCE) increased by \$0: Remains the same for FY2022-2023; **5232** (OFFICE & OTHER EQUIP < \$5,000) increased by \$0: Planned purchases of ScanSnap Scanners and Ergonomic Chairs; **5263** (ADVERTISING) increased by \$6,290: To support goal(s) for increasing outreach efforts and branding strategy of the agency; **5265** (PROFESSIONAL & SPECIAL SERVICE) decreased by \$4,100: Hiring of bilingual staff and continued use of the ICSO for services aide in reducing these costs annually; **5281** (RENTS & LEASES-EQUIPMENT) increased by \$0: Contract terms remain the same for FY2022-2023; **5291** (OFFICE, SPACE & SITE RENTAL) increased by \$393: Office Lease agreement 3% rate increase for the Mammoth Lakes office; **5311** (GENERAL OPERATING EXPENSE) decreased by \$44,703: Acquisitions of necessary equipment and furniture for the new office building were acquired in FY2021-2022 and are not recurring expenses;; **5326** (LATE FEES & FINANCE CHARGES) increased by \$0: Bank finance charges remain the same FY2022-2023; **5331** (TRAVEL EXPENSE) increased by \$0: Travel resuming in FY2022-2023;

5351 (UTILITIES) decreased by \$12,400: Cost Savings from moving to the CQ COB in FY2021-2022.

Support & Care of Persons

(There are no changes in this object category from the previous fiscal year.)

Fixed Assets

(There are no changes in this object category from the previous fiscal year.)

FISCAL YEAR 2022-2023 REDUCTION IMPACTS TO BASE BUDGET

The Department's Fiscal Year 2022-2023 requested budget represents an increase in expenditures, with hiring of new staff, travel and training costs this year will be exceptional. While the Department strives to be cost effective and see alternative training environments, our systems and complexity of program demonstrate onsite, in person training to be the most effective. Focusing on this expense and activity, will allow for a more rounded and knowledgeable worker, which will further support our goals for the fiscal year.

FISCAL YEAR 2022-2023 STATE/FEDERAL FUNDING SUMMARY

The Department's Fiscal Year 2022-2023 requested budget represents a flat funding from the previous fiscal year, putting in alignment with the statewide funding methodology of FTE to caseload. While this funding model is currently being evaluated, we may see updates to that ratio in the next fiscal year.

FISCAL YEAR 2022-2023 REGULATORY COMPLIANCE SUMMARY

We are required to comply with all programmatic and regulatory processes to support our local program. Our funding is tied to compliance, cost effectiveness and collection performance.

MAJOR POLICY CONSIDERATIONS BEING REQUESTED

We seek to improve our quality of service to participants, through adequate staffing, training, and programming within our allocation.

The California Department of Child Support Services has developed an Incentive Savings plan for those child support agencies that under expend and remain with the cost effectiveness targets. The savings plan is for funding projects, CAPEX, and temporary staffing within agencies that are not covered under the standard annual allocation amounts. The Departments current balance is \$34,841.

COUNTY OF INYO
BUD002A - BUDGET REQUESTS

RUNDATE: 06/30/2022 TODAY'S DATE: 09/02/2022

FOR FISCAL YEARS: 07/01/2020 - 06/30/23

	YTD ACTUALS 06/30/2021	BOARD APPROVED 06/30/2022	WORKING BUDGET 06/30/2022	YTD ACTUALS 06/30/2022	DEPT REQUESTED 06/30/2023	CAO RECOMM 06/30/2023	BOARD APPROVED 06/30/2023
BUDGET UNIT: 022501 CHILD SUPPORT SERVICES							
FUND: 0029 CHILD SUPPORT SERVICES							
REVENUES:							
4301 - INTEREST FROM TREASURY	\$938	\$800	\$800	\$498	\$800	\$800	\$0
REV USE OF MONEY & PROPERTY	\$938	\$800	\$800	\$498	\$800	\$800	\$0
4478 - FAMILY SUPPORT REIM - STATE	\$374,454	\$417,453	\$420,853	\$388,872	\$437,526	\$437,526	\$0
4554 - FAMILY SUPPORT ADMIN REIMBURSE	\$601,891	\$847,558	\$854,158	\$635,798	\$888,311	\$888,311	\$0
AID FROM OTHER GOVT AGENCIES	\$976,345	\$1,265,011	\$1,275,011	\$1,024,670	\$1,325,837	\$1,325,837	\$0
4824 - INTER GOVERNMENT CHARGES	\$600	\$0	\$0	\$0	\$0	\$0	\$0
CHARGES FOR CURRENT SERVICES	\$600	\$0	\$0	\$0	\$0	\$0	\$0
4999 - PRIOR YEARS REIMBURSEMENTS	\$0	\$0	\$0	\$530	\$0	\$0	\$0
OTHER REVENUE	\$0	\$0	\$0	\$530	\$0	\$0	\$0
TOTAL REVENUES:	\$977,883	\$1,265,811	\$1,275,811	\$1,025,698	\$1,326,637	\$1,326,637	\$0
EXPENSES:							
5001 - SALARIED EMPLOYEES	\$375,352	\$470,620	\$468,748	\$402,370	\$551,491	\$551,491	\$0
5003 - OVERTIME	\$173	\$0	\$0	\$0	\$0	\$0	\$0
5004 - STANDBY TIME	\$700	\$0	\$0	\$0	\$0	\$0	\$0
5021 - RETIREMENT & SOCIAL SECURITY	\$29,063	\$37,373	\$37,373	\$30,820	\$43,033	\$43,033	\$0
5022 - PERS RETIREMENT	\$54,158	\$63,408	\$63,408	\$53,428	\$63,872	\$63,872	\$0
5024 - RETIREMENT-UNFUNDED LIAB	\$116,126	\$118,587	\$118,587	\$118,587	\$133,753	\$133,753	\$0
5025 - RETIREE HEALTH BENEFITS	\$56,181	\$72,963	\$72,963	\$68,171	\$77,465	\$77,465	\$0
5031 - MEDICAL INSURANCE	\$77,370	\$80,499	\$80,499	\$66,443	\$106,656	\$106,656	\$0
5032 - DISABILITY INSURANCE	\$3,917	\$5,795	\$5,795	\$4,478	\$6,123	\$6,123	\$0
5043 - OTHER BENEFITS	\$14,027	\$12,034	\$13,906	\$13,830	\$6,314	\$6,314	\$0
SALARIES & BENEFITS	\$727,070	\$861,279	\$861,279	\$758,130	\$988,707	\$988,707	\$0
5122 - CELL PHONES	\$2,851	\$6,750	\$6,750	\$2,025	\$2,500	\$2,500	\$0
5232 - OFFICE & OTHER EQUIP < \$5,000	\$23,638	\$6,000	\$6,000	\$3,427	\$6,000	\$6,000	\$0
5263 - ADVERTISING	\$395	\$6,210	\$46,210	\$44,506	\$12,500	\$12,500	\$0
5265 - PROFESSIONAL & SPECIAL SERVICE	\$12,403	\$108,212	\$109,221	\$86,116	\$104,112	\$104,112	\$0

COUNTY OF INYO
BUD002A - BUDGET REQUESTS

RUNDATE: 06/30/2022 TODAY'S DATE: 09/02/2022

FOR FISCAL YEARS: 07/01/2020 - 06/30/23

	YTD ACTUALS 06/30/2021	BOARD APPROVED 06/30/2022	WORKING BUDGET 06/30/2022	YTD ACTUALS 06/30/2022	DEPT REQUESTED 06/30/2023	CAO RECOMM 06/30/2023	BOARD APPROVED 06/30/2023
5281 - RENTS & LEASES-EQUIPMENT	\$684	\$800	\$800	\$678	\$800	\$800	\$0
5291 - OFFICE, SPACE & SITE RENTAL	\$34,707	\$52,183	\$52,183	\$49,075	\$52,576	\$52,576	\$0
5311 - GENERAL OPERATING EXPENSE	\$11,518	\$71,773	\$44,844	\$17,704	\$27,070	\$27,070	\$0
5326 - LATE FEES & FINANCE CHARGES	\$0	\$0	\$20	\$0	\$0	\$0	\$0
5331 - TRAVEL EXPENSE	\$275	\$17,000	\$17,000	\$7,244	\$17,000	\$17,000	\$0
5351 - UTILITIES	\$13,528	\$32,600	\$32,600	\$10,094	\$20,200	\$20,200	\$0
SERVICES & SUPPLIES	\$100,002	\$301,528	\$315,628	\$220,874	\$242,758	\$242,758	\$0
5123 - TECH REFRESH EXPENSE	\$2,152	\$2,153	\$2,153	\$2,153	\$2,176	\$2,176	\$0
5124 - EXTERNAL CHARGES	\$11,250	\$17,080	\$17,080	\$25,161	\$26,023	\$26,023	\$0
5127 - MOBILE DEVICE MANAGEMENT-INTER	\$14	\$18	\$18	\$11	\$7	\$7	\$0
5128 - INTERNAL SHREDDING CHARGES	\$804	\$804	\$786	\$786	\$743	\$743	\$0
5129 - INTERNAL COPY CHARGES (NON-IS)	\$567	\$2,095	\$2,095	\$2	\$1,000	\$1,000	\$0
5152 - WORKERS COMPENSATION	\$6,498	\$6,038	\$6,038	\$6,038	\$7,440	\$7,440	\$0
5155 - PUBLIC LIABILITY INSURANCE	\$5,401	\$9,396	\$9,396	\$9,396	\$11,892	\$11,892	\$0
5315 - COUNTY COST PLAN	\$67,922	\$53,370	\$53,370	\$53,370	\$28,841	\$28,841	\$0
5333 - MOTOR POOL	\$885	\$12,050	\$12,050	\$5,011	\$17,050	\$17,050	\$0
INTERNAL CHARGES	\$95,495	\$103,004	\$102,986	\$101,929	\$95,172	\$95,172	\$0
TOTAL EXPENSES:	\$922,567	\$1,265,811	\$1,279,893	\$1,080,934	\$1,326,637	\$1,326,637	\$0
BUDGET UNIT: 022501 CHILD SUPPORT SERVICES	\$55,316	\$0	(\$4,082)	(\$55,235)	\$0	\$0	\$0

PUBLIC ADMINISTRATOR

023600

DEPARTMENTAL FUNCTIONS

The Public Administrator (PA) investigates and may administer the estates of persons who die with no will or without an appropriate person willing or able to act as administrator. The Public Administrator has the same duties and functions as private Administrators, including, but not limited to:

- o Protect the decedent's property from waste, loss or theft;
 - o Make appropriate burial arrangements;
 - o Conduct thorough investigations to discover all assets;
 - o Ensure that the estate is administered according to the decedent's wishes;
 - o Pay decedent's bills and taxes;
 - o Locate persons entitled to inherit from the estate and ensure that these individuals receive their inheritance;
- The Public Guardian (PG) or Public Conservator conducts the official investigation into conservatorship matters. The Public Guardian also acts as the legally appointed guardian or conservator for persons found by the Superior Court to be unable to properly care for themselves or their finances or who can't resist undue influence or fraud. Such persons may suffer from dementia or other mental health disorders and are often older, frail or vulnerable adults. The Court may appoint conservatorship of the person only, the estate only or of both person and estate.

- o Conservatorship of the Person entails care of the conservatee's physical and mental health. Public Conservator determines where the conservatee shall live, facilitates appropriate arrangements for health care, housekeeping, transportation, and recreation;
- o Conservatorship of the Estate entails management of conservatee's finances. Conservator locates and takes control of assets, collects income due, pays bills, invests conservatee's money, buys and sells real property and protects conservatee's assets from theft, misappropriation or loss;

MAJOR ACCOMPLISHMENTS IN FISCAL YEAR 2021-2022

- Public Conservator has five (5) conservatee/guardianships:
- 1 conservatee estates between \$100,000 to \$200,000 o 4 estates below \$20,000 o 2 conservatees live independently and/or in their own home o 1 conservatees live in hospice o 2 conservatees live in skilled nursing facilities 1 conservatorships in process California Probate law requires Public Guardian to place conservatees in the least restrictive setting and requires a great deal of deliberation and petitioning to remove a conservatee from their home. The less restrictive a placement is the more oversight and 24 hour hands on daily management are required.
- Public Conservator had five (7) referrals in FY 2021/2022 that were investigated, one (2) which did not meet the criteria for conservatorship, (1) one requires conservatorship in a timely period, (1) one may need to be conserved in the future and (1) one passed away and (2) two are under investigation. Public Conservator has had an increase in referrals with increased complexity. Probate Law dictates that Public Conservator must investigate each referral within 72 hours. Most referrals require several days of research and sometimes weeks of investigation and negotiations, greatly impacting the PAPG office. Public Conservator has worked closely with APS, Bishop Care Center, Sterling Heights, Southern and Northern Inyo Hospitals and Inyo County Sheriff on several referrals.
- PA received five (5) Decedent properties from Coroner that were indigent, however PA was required to manage the disposition of personal property (of no value), burial and heir search.

GOALS FOR FISCAL YEAR 2022-2023

- Public Conservator has fifteen (15) deceased conservatee estates that require Final Report and Accounting, final distributions and petitions to close estates. Final Accounts and reports can be lengthy and time consuming. All conservatees have multiple physical health issues that require frequent re-assessment of health care and directives. All require extensive case management with respect to Social Security benefits and Health and Drug care benefits, as well as property and money management;
- Public Administrator: administration of a formal probate in a large estate. One (1) Decedent was not a naturalized citizen and some of Decedent's cash assets are located in England. The Public Administrator's fees for this estate may be 16,000.00 . Public Administrator will also submit fees for court approval for fees for County Counsel that will equal PA fees. One (1) Formal Probate of an Estate with approximate value of \$174,381 all of which is cash assets. Fees will equate to approximately \$6231 for both PA and County Counsel

DEPARTMENTAL BUDGET REQUEST FOR FISCAL YEAR 2022-2023

The Department's Fiscal Year 2022-2023 Requested Budget represents an overall increase of \$67,443 in expenditures, and an increase of \$9,300 in revenues, when compared to the Fiscal Year 2021-2022 Board Approved Budget. As a result, the Requested Net County Cost is increased by \$58,143.

The majority of the increase in expenditures is the addition of stand-by time and the anticipated salary increase for Public Administrator, Guardian.

Personnel Costs increased by \$62,021 compared to the Fiscal Year 2021-2022 Board Approved Budget, due to The increase in personnel costs is due to the anticipated salary increase for Public Administrator, Guardian and the increase of stand-by time for Deputy PAPG authorized previously by Sue Dishion..

Revenues

4682 (ESTATE FEES) increased by \$12,000: PAPG office anticipates the closure of a large formal probate estate; **4683** (PUBLIC GUARDIAN FEES) decreased by \$2,700: PG collects fees for biennial court accounts, most of which occurred during the 21/22 FY.

Personnel

The Department's Requested Budget represents no change in the number of fulltime equivalent (FTE) positions that are supported by this budget.

A salary increase for the Public Administrator, Guardian is anticipated.

Services & Supplies

5122 (CELL PHONES) decreased by \$420: Change based on FY 21/22 usage; **5232** (OFFICE & OTHER EQUIP < \$5,000) increased by \$1,000: Purchase of desk hutch; **5291** (OFFICE, SPACE & SITE RENTAL) decreased by \$950: Will vacate storage unit during first quarter FY; **5311** (GENERAL OPERATING EXPENSE) decreased by \$600: Change based on FY 21/22 usage; **5331** (TRAVEL EXPENSE) decreased by \$500: Change due to only 1 person traveling to conference in 22/23 FY.

Support & Care of Persons

(There are no changes in this object category from the previous fiscal year.)

Fixed Assets

(There are no changes in this object category from the previous fiscal year.)

FISCAL YEAR 2022-2023 REDUCTION IMPACTS TO BASE BUDGET

N/A

FISCAL YEAR 2022-2023 STATE/FEDERAL FUNDING SUMMARY

N/A

FISCAL YEAR 2022-2023 REGULATORY COMPLIANCE SUMMARY

N/A

MAJOR POLICY CONSIDERATIONS BEING REQUESTED

N/A

COUNTY OF INYO

BUD002A - BUDGET REQUESTS

RUNDATE: 06/30/2022 TODAY'S DATE: 09/02/2022

FOR FISCAL YEARS: 07/01/2020 - 06/30/23

	YTD ACTUALS 06/30/2021	BOARD APPROVED 06/30/2022	WORKING BUDGET 06/30/2022	YTD ACTUALS 06/30/2022	DEPT REQUESTED 06/30/2023	CAO RECOMM 06/30/2023	BOARD APPROVED 06/30/2023
BUDGET UNIT: 023600 PUBLIC ADMINISTRATOR							
FUND: 0001 GENERAL FUND							
REVENUES:							
4682 - ESTATE FEES	\$2,000	\$4,000	\$4,000	\$4,919	\$16,000	\$16,000	\$0
4683 - PUBLIC GUARDIAN FEES	\$3,250	\$4,000	\$4,000	\$6,093	\$1,300	\$1,300	\$0
CHARGES FOR CURRENT SERVICES	\$5,250	\$8,000	\$8,000	\$11,012	\$17,300	\$17,300	\$0
TOTAL REVENUES:	\$5,250	\$8,000	\$8,000	\$11,012	\$17,300	\$17,300	\$0
EXPENSES:							
5001 - SALARIED EMPLOYEES	\$131,237	\$146,403	\$155,000	\$155,901	\$186,307	\$150,525	\$0
5003 - OVERTIME	\$0	\$0	\$1,200	\$863	\$1,500	\$1,500	\$0
5004 - STANDBY TIME	\$950	\$1,440	\$6,867	\$5,517	\$5,000	\$5,000	\$0
5005 - HOLIDAY OVERTIME	\$0	\$0	\$608	\$607	\$1,000	\$1,000	\$0
5012 - PART TIME EMPLOYEES	\$5,218	\$36,625	\$31,625	\$28,588	\$37,679	\$37,685	\$0
5021 - RETIREMENT & SOCIAL SECURITY	\$10,521	\$14,843	\$15,900	\$15,058	\$17,885	\$15,120	\$0
5022 - PERS RETIREMENT	\$19,645	\$20,858	\$23,500	\$22,372	\$26,853	\$20,855	\$0
5024 - RETIREMENT-UNFUNDED LIAB	\$11,612	\$11,858	\$11,858	\$11,858	\$13,375	\$13,375	\$0
5031 - MEDICAL INSURANCE	\$16,976	\$15,729	\$20,928	\$15,592	\$19,935	\$19,935	\$0
5032 - DISABILITY INSURANCE	\$485	\$2,302	\$1,050	\$918	\$2,545	\$2,160	\$0
5043 - OTHER BENEFITS	\$4,569	\$7,220	\$8,000	\$8,105	\$7,220	\$7,220	\$0
SALARIES & BENEFITS	\$201,216	\$257,278	\$276,536	\$265,383	\$319,299	\$274,375	\$0
5122 - CELL PHONES	\$13	\$780	\$360	\$324	\$360	\$360	\$0
5232 - OFFICE & OTHER EQUIP < \$5,000	\$0	\$0	\$250	\$66	\$1,000	\$1,000	\$0
5265 - PROFESSIONAL & SPECIAL SERVICE	\$3,000	\$3,600	\$4,000	\$3,904	\$3,600	\$3,600	\$0
5291 - OFFICE, SPACE & SITE RENTAL	\$1,045	\$1,140	\$1,140	\$1,140	\$190	\$190	\$0
5311 - GENERAL OPERATING EXPENSE	\$3,851	\$4,600	\$5,000	\$4,073	\$4,000	\$4,000	\$0
5326 - LATE FEES & FINANCE CHARGES	\$9	\$0	\$25	\$18	\$0	\$0	\$0
5331 - TRAVEL EXPENSE	\$0	\$4,500	\$4,250	\$3,759	\$4,000	\$4,000	\$0
5351 - UTILITIES	\$894	\$1,200	\$800	\$688	\$1,200	\$1,200	\$0
SERVICES & SUPPLIES	\$8,812	\$15,820	\$15,825	\$13,974	\$14,350	\$14,350	\$0
5123 - TECH REFRESH EXPENSE	\$2,153	\$2,153	\$2,153	\$2,153	\$1,088	\$1,088	\$0

COUNTY OF INYO

BUD002A - BUDGET REQUESTS

RUNDATE: 06/30/2022 TODAY'S DATE: 09/02/2022

FOR FISCAL YEARS: 07/01/2020 - 06/30/23

	YTD ACTUALS 06/30/2021	BOARD APPROVED 06/30/2022	WORKING BUDGET 06/30/2022	YTD ACTUALS 06/30/2022	DEPT REQUESTED 06/30/2023	CAO RECOMM 06/30/2023	BOARD APPROVED 06/30/2023
5127 - MOBILE DEVICE MANAGEMENT-INTER	\$1	\$0	\$15	\$15	\$7	\$7	\$0
5128 - INTERNAL SHREDDING CHARGES	\$134	\$134	\$67	\$67	\$76	\$76	\$0
5129 - INTERNAL COPY CHARGES (NON-IS)	\$399	\$526	\$1,100	\$765	\$700	\$700	\$0
5152 - WORKERS COMPENSATION	\$2,822	\$2,987	\$2,987	\$2,987	\$4,634	\$4,634	\$0
5155 - PUBLIC LIABILITY INSURANCE	\$1,515	\$3,234	\$3,234	\$3,234	\$5,821	\$5,821	\$0
5333 - MOTOR POOL	\$4,511	\$6,000	\$9,600	\$8,646	\$9,600	\$9,600	\$0
INTERNAL CHARGES	\$11,535	\$15,034	\$19,156	\$17,868	\$21,926	\$21,926	\$0
TOTAL EXPENSES:	\$221,565	\$288,132	\$311,517	\$297,226	\$355,575	\$310,651	\$0
BUDGET UNIT: 023600 PUBLIC ADMINISTRATOR	(\$216,315)	(\$280,132)	(\$303,517)	(\$286,213)	(\$338,275)	(\$293,351)	\$0

PROBATION - GENERAL

023000

DEPARTMENTAL FUNCTIONS

Our Vision is to provide services that allow our clients to remain in the Community as productive citizens. This is accomplished by ensuring clients comply with Court orders and supervision conditions and helping the client learn to act in socially responsible ways. We assist in repairing harm to the community by aiding victims of crime and collecting restitution.

Mission Statement: Our mission is to serve the community and the Court by providing meaningful, timely information, enforcing court orders, assisting victims, and facilitating the re-socialization of offenders through research based treatment modalities.

Program Elements: Supervision, Investigations, Victim advocacy, Community Protection, Behavior Change Using Best Practices.

The Probation Department is an arm of the Court that is responsible to provide sentencing recommendations when referred by the Court. It is the duty of the Probation Officer to ensure that the Orders of the Court are followed by the probationer. The Probation Department is responsible for the supervision of offenders who otherwise would go to prison. As a result of 2011 Criminal Justice Realignment probation officers supervise those offenders who are either released from jail after serving a portion of a "local" prison sentence or are released direct from prison. This population tends to be at high risk to reoffend and are our highest needs clients.

In calendar year 2021, there were approximately 170 reports filed with the Court. Probation was assigned 227 cases and at the end of 2021 there were 820 active cases being supervised by 3 DPOs. There were 164 cases closed successfully and 19 closed unsuccessful. The average length of supervision was approximately 22 months. In addition, there were approximately 2,617 Court hearings for 344 individuals. Probation tries to have an officer present at each hearing. In calendar year 2021 there were approximately 370 assessments completed. It was determined that of the 612 supervision population with completed assessments, 34.7% (down 8.4% from last year) are considered high risk to re-offend, 26.8% (up 2% from last year) are moderate risk, and 38.6% (up 6.6% from last year) are low risk to re-offend. The top 3 criminogenic needs are antisocial behavior, antisocial personality, and substance abuse. The recidivism rate, determined by those on supervision who committed a new offense was under 20%. There were close to 2,000 hours of community work service completed by adult offenders.

During 2020, there were 68 participants in the electronic monitoring program for 2,768 days completed with an average of 41 days per case.

MAJOR ACCOMPLISHMENTS IN FISCAL YEAR 2021-2022

- Began implementation of department-wide Trauma Informed Care Whole-System Change Model, Risking Connections
- Developed MOU with Court to provide expanded pretrial services
- Hired a DPO, lateral hire with several years of experience and Probation Services Coordinator
- Continued the out-of-custody 52 Week DV program despite having COVID requirements to work around.

GOALS FOR FISCAL YEAR 2022-2023

- Expand services and programs to the jail including adding a 52 week Domestic Violence in-custody class.
- Expand pretrial services to prepare for possible legislative changes.
- Resume MRT classes to out-of-custody clients

- Complete update of Lexipol policy and procedure manual

DEPARTMENTAL BUDGET REQUEST FOR FISCAL YEAR 2022-2023

The Department's Fiscal Year 2022-2023 Requested Budget represents an overall increase of \$408,697 in expenditures, and an increase of \$252,705 in revenues, when compared to the Fiscal Year 2021-2022 Board Approved Budget. As a result, the Requested Net County Cost is increased by \$155,992.

The increase of expenses is largely due to an increase in personnel costs.

This budget reflects the assignment of the Deputy Chief position to the probation general budget. In addition, this budget reflects the request for reclassification of 2 administrative positions to align job duties with job descriptions.

This budget includes an additional FTE Deputy Probation Officer funded by SB 129 funds and a MOU with the Court to provide extended pretrial services.

The additional increase is due to COLAs and the increase in insurance costs for all personnel.

Personnel Costs increased by \$331,266 compared to the Fiscal Year 2021-2022 Board Approved Budget, due to DCPO assignment to probation general budget, reclass of positions, insurance cost increase, and COLAs, additional FTE DPO.

Revenues

4483 (STANDARDS & TRAIN FOR CORRECT) increased by \$204: Increase in STC allocation; **4499** (STATE OTHER) increased by \$47,761: Addition of AB 143 backfill of fines and fees; **4819** (SERVICES & FEES) increased by \$227,096: Additional revenue for Pretrial MOU pursuant to SB 129; **4821** (INTRA COUNTY CHARGES) decreased by \$22,356: Reduction of cost of probation and service fees.

Personnel

The Department's Requested Budget represents an increase in the number of fulltime equivalent (FTE) positions that are supported by this budget.

The probation department will enter into an MOU with the Court to provide for pretrial services. Some of the funding allocated to the probation department will fund a dedicated pretrial Deputy Probation Officer. There will be no additional general fund dollars needed for the addition of 1 FTE DPO.

Services & Supplies

5122 (CELL PHONES) increased by \$604: additional position for pretrial; **5232** (OFFICE & OTHER EQUIP < \$5,000) decreased by \$298: less need for office equipment; **5265** (PROFESSIONAL & SPECIAL SERVICE) increased by \$55,000: Additional expenses for pretrial program; **5311** (GENERAL OPERATING EXPENSE) increased by \$7,799: Small increase in Lexipol and Noble subscriptions; **5331** (TRAVEL EXPENSE) increased by \$9,081: Additional expense due to DPO CORE training; **5351** (UTILITIES) decreased by \$11,516: reduction in telephone fees due to new phone system, split cost for fax line to 023100.

Support & Care of Persons

(There are no changes in this object category from the previous fiscal year.)

Fixed Assets

(There are no changes in this object category from the previous fiscal year.)

FISCAL YEAR 2022-2023 REDUCTION IMPACTS TO BASE BUDGET

The Probation Department budget utilizes funding from SB678, STC, and AB 109 state revenues. These funds

provide for the majority of training, programs, services, and equipment.

Compliance with the annual STC training plan with the Corrections and Standards Authority would be in jeopardy, thereby reducing revenues even more. The safety and security of Deputy Probation Officers will be at risk if the appropriate equipment and training is not provided to them.

Any significant reduction to the general fund contribution to the probation budget could result in the loss of personnel which could lead to the loss of certain services to the citizens of Inyo County.

FISCAL YEAR 2022-2023 STATE/FEDERAL FUNDING SUMMARY

This budget was based on projected increase of FY21-22 in State funding. It should be noted that ELEAS funding comes from VLF fees and is not expected to see a reduction.

-Standards and Training for Corrections - STC funds have been included in the Governor's proposed budget. These funds help defray the total cost of training Deputy Probation Officers. They were never intended to completely cover the costs of training probation staff to the high standards (40 hours annually) that are required.

As with most items, the budgeted revenue is purely an estimate. These funds are used for the general operation of the Probation Department including some salaries and benefits.

-Maintenance of Effort, Prop 172 - Status quo from FY21-22: A state fund that is based on sales tax. These funds are used for the general operation of the Probation Department including some salaries and benefits.

-JPA/JPF, Juvenile Probation Fund- (ELEAS account) State funding critical to law enforcement that is funded by vehicle license fees (VLF). These funds are used for the general operation of the Probation Department including some salaries and benefits.

-SB678 (Probation Services Incentive Fund) - These are state funds that have been included in the Governor's proposed 22-23 budget. They are awarded to Counties that are able to successfully reduce revocations of Probation that result in a prison commit. There is a small county minimum to insure that small counties receive funding each year. These funds are to be used to provide evidenced based services in an effort to reduce recidivism. For FY 2022-2023 it is anticipated to expend \$229,6716 on various programs including but not limited to Prop 36 (portion of DPO salary), Adult Community Work Service (portion of PSC salary), training and travel for DPOs, drug testing, and risk/needs assessments.

-AB 109 Criminal Justice Realignment Funds - State funds allocated to each county to help offset the cost of managing the criminal justice system. These funds are protected by constitutional law. Funds are placed in a trust and allocated to each department upon approval of the Inyo County Board of Supervisors.

FISCAL YEAR 2022-2023 REGULATORY COMPLIANCE SUMMARY

Managers and DPOs are required to complete forty (40) hours of STC certified training each year. The STC allocation depends on compliance with this requirement. In addition, armed Probation Officers are required to qualify on the gun range at a minimum of quarterly each year.

AB109 Realignment requires the Probation Department to supervise all Post Release Community Supervision offenders as well as all Mandatory Supervision Offenders as they are released from custody. In addition, the law states that evidence based practices/best practices shall be used to provide rehabilitative services to this population of offender. AB 109 funds are made available by the State to fund these requirements.

SB678 and AB 109 require data collection and output measures.

Proposition 36 requires a certain level of supervision and case management. Prop. 36 dollars were eliminated; however, the law remains.

All newly hired Probation Officers must have a background check, psychological evaluation, and medical screen. They must complete Probation Officer's Core training as well as PC832 laws of arrest training.

MAJOR POLICY CONSIDERATIONS BEING REQUESTED

Probation and the Court will enter into an MOU to provide expanded pretrial services to Inyo County. SB 129 provides funding to courts to contract with probation departments to provide pretrial services. The MOU between the Inyo Court and probation will provide for a dedicated Deputy Probation Officer to provide expanded pretrial services. This budget reflects the addition of 1 FTE DPO to be funded by SB 129.

2 administrative positions will be reclassified to better reflect actual job duties of the personnel.

COUNTY OF INYO
BUD002A - BUDGET REQUESTS

RUNDATE: 06/30/2022 TODAY'S DATE: 09/02/2022

FOR FISCAL YEARS: 07/01/2020 - 06/30/23

	YTD ACTUALS 06/30/2021	BOARD APPROVED 06/30/2022	WORKING BUDGET 06/30/2022	YTD ACTUALS 06/30/2022	DEPT REQUESTED 06/30/2023	CAO RECOMM 06/30/2023	BOARD APPROVED 06/30/2023
BUDGET UNIT: 023000 PROBATION - GENERAL							
FUND: 0001 GENERAL FUND							
REVENUES:							
4131 - CONSTRUCTION PERMITS	\$0	\$0	\$0	\$160	\$0	\$0	\$0
LICENSES & PERMITS	\$0	\$0	\$0	\$160	\$0	\$0	\$0
4483 - STANDARDS & TRAIN FOR CORRECT	\$4,350	\$5,100	\$5,100	\$4,536	\$5,304	\$5,304	\$0
4485 - STATE - PUBLIC SAFETY SERVICES	\$202,824	\$185,000	\$185,000	\$197,898	\$185,000	\$230,000	\$0
4489 - JUVENILE JUSTICE	\$53,067	\$53,067	\$53,067	\$53,067	\$53,067	\$53,067	\$0
4498 - STATE GRANTS	\$5,088	\$0	\$0	\$4,943	\$0	\$0	\$0
4499 - STATE OTHER	\$200,653	\$259,849	\$259,849	\$209,464	\$307,610	\$307,610	\$0
4552 - FEDERAL OTHER	\$1,202	\$250	\$250	\$860	\$250	\$250	\$0
AID FROM OTHER GOVT AGENCIES	\$467,186	\$503,266	\$503,266	\$470,770	\$551,231	\$596,231	\$0
4673 - COST OF PROBATION	\$22,138	\$0	\$0	\$147	\$0	\$0	\$0
4677 - ELECTRONIC MONITORING	\$2,945	\$0	\$0	\$40	\$0	\$0	\$0
4819 - SERVICES & FEES	\$6,435	\$1,500	\$1,500	\$2,008	\$228,596	\$228,596	\$0
4821 - INTRA COUNTY CHARGES	\$159,436	\$355,777	\$355,777	\$265,990	\$333,421	\$333,421	\$0
CHARGES FOR CURRENT SERVICES	\$190,954	\$357,277	\$357,277	\$268,186	\$562,017	\$562,017	\$0
4998 - OPERATING TRANSFERS IN	\$37,901	\$0	\$0	\$0	\$0	\$0	\$0
OTHER FINANCING SOURCES	\$37,901	\$0	\$0	\$0	\$0	\$0	\$0
4961 - REIMBURSED EXPENSES	\$92	\$0	\$0	\$0	\$0	\$0	\$0
OTHER REVENUE	\$92	\$0	\$0	\$0	\$0	\$0	\$0
TOTAL REVENUES:	\$696,134	\$860,543	\$860,543	\$739,117	\$1,113,248	\$1,158,248	\$0
EXPENSES:							
5001 - SALARIED EMPLOYEES	\$621,776	\$756,879	\$756,879	\$656,566	\$977,130	\$904,573	\$0
5003 - OVERTIME	\$8,110	\$13,000	\$13,000	\$5,908	\$13,000	\$13,000	\$0
5004 - STANDBY TIME	\$656	\$1,000	\$1,000	\$300	\$1,000	\$1,000	\$0
5012 - PART TIME EMPLOYEES	\$8,355	\$0	\$0	\$0	\$0	\$0	\$0
5021 - RETIREMENT & SOCIAL SECURITY	\$50,590	\$60,624	\$60,624	\$52,790	\$76,854	\$71,181	\$0
5022 - PERS RETIREMENT	\$95,910	\$107,304	\$107,304	\$98,758	\$134,241	\$126,226	\$0

COUNTY OF INYO
BUD002A - BUDGET REQUESTS

RUNDATE: 06/30/2022 TODAY'S DATE: 09/02/2022

FOR FISCAL YEARS: 07/01/2020 - 06/30/23

	YTD ACTUALS 06/30/2021	BOARD APPROVED 06/30/2022	WORKING BUDGET 06/30/2022	YTD ACTUALS 06/30/2022	DEPT REQUESTED 06/30/2023	CAO RECOMM 06/30/2023	BOARD APPROVED 06/30/2023
5024 - RETIREMENT-UNFUNDED LIAB	\$139,350	\$142,303	\$142,303	\$142,303	\$160,502	\$160,502	\$0
5031 - MEDICAL INSURANCE	\$81,513	\$116,380	\$116,380	\$98,545	\$172,933	\$161,360	\$0
5032 - DISABILITY INSURANCE	\$6,920	\$9,244	\$9,244	\$7,556	\$10,931	\$10,120	\$0
5043 - OTHER BENEFITS	\$18,150	\$23,040	\$23,040	\$12,370	\$13,044	\$13,044	\$0
5111 - CLOTHING	\$328	\$4,416	\$4,416	\$2,922	\$5,821	\$5,821	\$0
SALARIES & BENEFITS	\$1,031,663	\$1,234,190	\$1,234,190	\$1,078,022	\$1,565,456	\$1,466,827	\$0
5112 - PERSONAL & SAFETY EQUIPMENT	\$4,506	\$8,000	\$8,000	\$7,807	\$8,000	\$8,000	\$0
5122 - CELL PHONES	\$3,609	\$2,904	\$2,904	\$2,877	\$3,508	\$3,508	\$0
5232 - OFFICE & OTHER EQUIP < \$5,000	\$853	\$1,658	\$1,658	\$516	\$1,360	\$2,760	\$0
5260 - HEALTH - EMPLOYEE PHYSICALS	\$0	\$2,400	\$2,400	\$1,045	\$2,400	\$2,400	\$0
5263 - ADVERTISING	\$148	\$0	\$0	\$0	\$0	\$0	\$0
5265 - PROFESSIONAL & SPECIAL SERVICE	\$69,595	\$144,767	\$163,676	\$70,836	\$199,767	\$199,767	\$0
5291 - OFFICE, SPACE & SITE RENTAL	\$75,446	\$0	\$6,000	\$5,987	\$0	\$0	\$0
5311 - GENERAL OPERATING EXPENSE	\$37,099	\$68,395	\$78,619	\$51,440	\$76,194	\$74,794	\$0
5326 - LATE FEES & FINANCE CHARGES	\$1	\$0	\$0	\$0	\$0	\$0	\$0
5331 - TRAVEL EXPENSE	\$4,908	\$22,641	\$22,641	\$12,277	\$31,722	\$31,722	\$0
5351 - UTILITIES	\$10,552	\$18,806	\$17,806	\$3,655	\$7,290	\$7,290	\$0
SERVICES & SUPPLIES	\$206,722	\$269,571	\$303,704	\$156,444	\$330,241	\$330,241	\$0
5121 - INTERNAL CHARGES	\$147	\$425	\$1,029	\$883	\$425	\$425	\$0
5123 - TECH REFRESH EXPENSE	\$22,901	\$22,176	\$22,176	\$22,176	\$15,235	\$15,235	\$0
5127 - MOBILE DEVICE MANAGEMENT-INTER	\$147	\$198	\$198	\$154	\$73	\$73	\$0
5128 - INTERNAL SHREDDING CHARGES	\$857	\$857	\$1,101	\$1,101	\$1,174	\$1,174	\$0
5129 - INTERNAL COPY CHARGES (NON-IS)	\$6,062	\$7,985	\$7,985	\$6,041	\$6,000	\$6,000	\$0
5152 - WORKERS COMPENSATION	\$43,323	\$137,696	\$137,696	\$137,696	\$152,257	\$152,257	\$0
5155 - PUBLIC LIABILITY INSURANCE	\$7,702	\$15,813	\$15,813	\$15,813	\$20,747	\$20,747	\$0
5333 - MOTOR POOL	\$18,523	\$27,902	\$27,902	\$26,696	\$33,902	\$33,902	\$0
INTERNAL CHARGES	\$99,664	\$213,052	\$213,900	\$210,562	\$229,813	\$229,813	\$0
5650 - EQUIPMENT	\$0	\$0	\$1,000	\$1,000	\$0	\$0	\$0
FIXED ASSETS	\$0	\$0	\$1,000	\$1,000	\$0	\$0	\$0
5801 - OPERATING TRANSFERS OUT	\$96,480	\$0	\$0	\$0	\$0	\$0	\$0

COUNTY OF INYO

BUD002A - BUDGET REQUESTS

RUNDATE: 06/30/2022 TODAY'S DATE: 09/02/2022

FOR FISCAL YEARS: 07/01/2020 - 06/30/23

	YTD ACTUALS 06/30/2021	BOARD APPROVED 06/30/2022	WORKING BUDGET 06/30/2022	YTD ACTUALS 06/30/2022	DEPT REQUESTED 06/30/2023	CAO RECOMM 06/30/2023	BOARD APPROVED 06/30/2023
OTHER FINANCING USES	\$96,480	\$0	\$0	\$0	\$0	\$0	\$0
TOTAL EXPENSES:	\$1,434,530	\$1,716,813	\$1,752,794	\$1,446,028	\$2,125,510	\$2,026,881	\$0
BUDGET UNIT: 023000 PROBATION - GENERAL	(\$738,395)	(\$856,270)	(\$892,251)	(\$706,911)	(\$1,012,262)	(\$868,633)	\$0

CRIMINAL JUSTICE-REALIGNMENT

023002

DEPARTMENTAL FUNCTIONS

In an effort to address overcrowding in California's prisons and assist in alleviating the state's financial crisis, the Public Safety and Realignment Act (Assembly Bill 109) was signed into law on April 5, 2011. AB 109 transfers responsibility for supervising specified lower level inmates and parolees from the California Department of Corrections and Rehabilitation to the counties. Implementation of the Public Safety Realignment Act was scheduled for October 1, 2011. Additionally, Section 1230 of the California Penal Code is amended to read, "Each county local Community Corrections Partnership established pursuant to subdivision (b) of Section 1230 shall recommend a local plan to the County Board of Supervisors for the implementation of the 2011 public safety realignment. (b) The plan shall be voted on by an executive committee of each county's Community Corrections Partnership consisting of the Chief Probation Officer of the county as chair, a Chief of Police, the Sheriff, the District Attorney, the Public Defender, presiding Judge or his or her designee, and the department representative listed in either Section 1230(b)(2)(G), 1230(b)(2)(H) or 1230(b)(2)(J) as designated by the county Board of Supervisors for purposes related to the development and presentation of the plan. (c) The plan shall be deemed accepted by the Board of Supervisors unless rejected by a vote of 4/5ths in which case the plan goes back to the Community Corrections Partnership Executive Committee for further consideration. (d) Consistent with local needs and resources, the plan may include recommendations to maximize the effective investment of criminal justice resources in evidence based correctional sanctions and programs, including, but not limited to, new positions, day reporting centers, drug courts, residential multi-service centers, mental health treatment programs, electronic monitoring and GPS monitoring programs, victim restitution programs, counseling programs, community service programs, educational programs, and work training programs."

Key members of the Inyo County Community Corrections Partnership (CCP) include:

Executive Committee

Jeffrey L. Thomson, Chief Probation Officer (Chair)

Pamela Foster, CEO of the Court

Thomas Hardy, Inyo County District Attorney (Also representing Victim's Services)

Eric Pritchard, Inyo County Sheriff

Richard Standridge, Bishop Chief of Police

Marilyn Mann, Health and Human Services Director

Josh Hillemeier, Public Defender

MAJOR ACCOMPLISHMENTS IN FISCAL YEAR 2021-2022

- Began the upgrade of County communications equipment by purchasing mobile and handheld radios for HHS, SO, and Probation. Also upgraded the SO dispatch center.
- Upgraded the Bishop PD communications system by providing upgraded police radios and mobile data terminals
- Despite COVID limitations, the reentry program served 32 clients. 59% obtained employment, 3 received temporary housing.
- Reentry secured residential treatment for 4 clients with 3 successfully completing the program and returned to the community
- 15 inmates were enrolled in MAT, 3 graduated anger management, 1 graduated MRT and 1 female graduated trauma MRT. There were 3 clients successfully complete supervision and were early terminated within 6-12 months.

GOALS FOR FISCAL YEAR 2022-2023

- Utilize technology to expand services to clients who are in-custody
- Expand substance abuse and mental health treatment services in the jail
- Address the funding gap that exists between MediCal and residential treatment services
- Address the housing issue for justice involved individuals

DEPARTMENTAL BUDGET REQUEST FOR FISCAL YEAR 2022-2023

The Department's Fiscal Year 2022-2023 Requested Budget represents an overall decrease of \$113,683 in expenditures, and a decrease of \$113,683 in revenues, when compared to the Fiscal Year 2021-2022 Board Approved Budget. As a result, the Requested Net County Cost is increased by \$0.

Personnel Costs did not change compared to the Fiscal Year 2021-2022 Board Approved Budget.

Revenues

4460 (REALIGNMENT - 2011) decreased by \$113,683: 1 time funding for radio upgrade was less than FY 21-22.

Personnel

The Department's Requested Budget represents no change in the number of fulltime equivalent (FTE) positions that are supported by this budget.

No change

Services & Supplies

(There are no changes in this object category from the previous fiscal year.)

Support & Care of Persons

(There are no changes in this object category from the previous fiscal year.)

Fixed Assets

(There are no changes in this object category from the previous fiscal year.)

FISCAL YEAR 2022-2023 REDUCTION IMPACTS TO BASE BUDGET

In November of 2012, the voters of California passed Proposition 30 which created a constitutional amendment prohibiting the Legislature from reducing or removing Realignment funding to the counties. However, reduction in funding levels would severely impact the many programs and services that are currently being offered by the Sheriff's Office, Health and Human Services Department, the District Attorney's Office, and The Probation Department in Inyo County. Some examples include inmate educational and vocational programs, offender case management, training, and the offender reentry programs.

FISCAL YEAR 2022-2023 STATE/FEDERAL FUNDING SUMMARY

The formula establishing statewide funding allotments for AB 109 implementation is similar to last year with three goals in mind. First, to faithfully implement the Governor's vision of funding levels that allow counties the flexibility to implement realignment consistently with local needs and values while rewarding effective use of the allotted funds. Second, to do so in a way that avoids the likelihood of disrupting services in communities that have already been living with realignment for the past 10 years. Third, to fairly and accurately approximate the workload each county has to deal with, so that every county has an opportunity to succeed to improve the lives of all of our residents. The funding available through AB 109 is based on a weighted formula containing the following elements:

2021-22 BASE ALLOCATION (ESTABLISHING BASE SHARE)

The formula - which will establish each county's base share - contains factors in three categories, weighted as follows:

-Caseload: 45% (-)

Caseload recognizes the quantifiable effects of 2011 realignment on local public safety services. It includes 1170(h) jail inmates, the post-release community supervision population, and felony probation caseload.

-Crime and population: 45% (-)

Crime and population factors recognize general county costs and the costs of diversion programs not otherwise capture in caseload data. This category includes adult population (ages 18-64) and the number of serious crimes.

-Special factors: 10% (+)

The special factors category recognizes socioeconomic and other unique factors that affect counties' ability to implement realignment. This category includes poverty, small county minimums, and impacts of state prisons on host counties.

FISCAL YEAR 2022-2023 REGULATORY COMPLIANCE SUMMARY

AB 109 reduces the number of offenders incarcerated in the state prison and releases low level offenders (non-sexual, non-violent offenders and non-serious offenders) to counties of commitment. It also changes the California Penal Code and sentencing practices to keep these low level offenders from being committed to the state prison. Community Corrections as detailed in the Realignment Act are non-prison sanctions imposed by a court that move offenders through a system of services that are evidence based and available to those who will most likely benefit from them, thereby redeeming both offenders and economies. The magnitude and scope of the legislation has required a paradigm shift for the criminal justice system in Inyo County. The justice partners, in conjunction with the Community Corrections Partnership stand ready and competent to provide public safety services, mindful of the realignment focus on evidence based practice solutions for alternatives to incarceration and reentry joined with public services.

MAJOR POLICY CONSIDERATIONS BEING REQUESTED

The CCP Executive Committee is recommending that AB109 funds be used to provide direct services to those who are involved in the criminal justice system. The Executive Committee developed 4 priorities for FY22-23

1. Complete the communications upgrade
2. Address housing issues for the justice involved individuals and families
3. Invest in behavioral health services and programs in the jail
4. Address funding gaps of MediCal to provide residential alcohol and drug treatment services.

To support priority 3, HHS has requested to fund an HHS Specialist IV as well as a full-time Psychotherapist.

COUNTY OF INYO

BUD002A - BUDGET REQUESTS

RUNDATE: 06/30/2022 TODAY'S DATE: 09/02/2022

FOR FISCAL YEARS: 07/01/2020 - 06/30/23

	YTD ACTUALS 06/30/2021	BOARD APPROVED 06/30/2022	WORKING BUDGET 06/30/2022	YTD ACTUALS 06/30/2022	DEPT REQUESTED 06/30/2023	CAO RECOMM 06/30/2023	BOARD APPROVED 06/30/2023
BUDGET UNIT: 023002 CRIMINAL JUSTICE-REALIGNMENT							
FUND: 0004 CRIMINAL JUSTICE-REALIGNMENT							
REVENUES:							
4460 - REALIGNMENT - 2011	\$453,347	\$1,405,347	\$1,405,347	\$734,236	\$1,291,664	\$1,291,664	\$0
AID FROM OTHER GOVT AGENCIES	\$453,347	\$1,405,347	\$1,405,347	\$734,236	\$1,291,664	\$1,291,664	\$0
TOTAL REVENUES:	<u>\$453,347</u>	<u>\$1,405,347</u>	<u>\$1,405,347</u>	<u>\$734,230</u>	<u>\$1,291,664</u>	<u>\$1,291,664</u>	<u>\$0</u>
EXPENSES:							
5121 - INTERNAL CHARGES	\$453,347	\$1,305,347	\$1,305,347	\$645,915	\$1,291,664	\$1,291,664	\$0
INTERNAL CHARGES	\$453,347	\$1,305,347	\$1,305,347	\$645,915	\$1,291,664	\$1,291,664	\$0
5539 - OTHER AGENCY CONTRIBUTIONS	\$0	\$100,000	\$100,000	\$88,321	\$0	\$0	\$0
OTHER CHARGES	\$0	\$100,000	\$100,000	\$88,321	\$0	\$0	\$0
TOTAL EXPENSES:	<u>\$453,347</u>	<u>\$1,405,347</u>	<u>\$1,405,347</u>	<u>\$734,236</u>	<u>\$1,291,664</u>	<u>\$1,291,664</u>	<u>\$0</u>
BUDGET UNIT: 023002 CRIMINAL JUSTICE-REALIGNMENT	\$0	\$0	\$0	(\$5)	\$0	\$0	\$0

JUVENILE INSTITUTIONS

023100

DEPARTMENTAL FUNCTIONS

This budget includes both Juvenile Probation Division and the Special Purpose Juvenile Center.

Special Purpose Juvenile Center- The Juvenile Center is a secure facility used for the temporary detention of a youth up to ninety-six (96) hours. Currently the Juvenile Center is being used as the South County Probation Administration Office. The building is staffed Tuesday, Wednesday, and Friday of each week. The main lobby is used for check-ins of juvenile and adult clients who reside in the South County communities. The primary function of the Juvenile Center is to provide a safe and secure environment for juvenile offenders. A secondary function of the Juvenile Center is to offer resources to youth in an effort to rehabilitate young lives. In 2021, Rehabilitation Specialists were utilized to provide programs and services to youth who were on probation and to youth who are at risk of entering the juvenile justice system. By partnering with area schools, Rehabilitation Specialists and Deputy Probation Officers have been able to provide services to over 120 youth each month. Juvenile Division - The Juvenile Division's primary function is to protect the community through the effective supervision of youth placed on probation. This is accomplished by enforcing court orders, assisting victims, and utilizing local and out of county resources in order to facilitate the rehabilitation of young offenders. In 2021, the average caseload size remained about forty (40) probationers being supervised by two (2) Deputy Probation Officers. In addition, the Probation Department has provided over 235 hours of community service. In 2021 there were approximately 155 referrals resulting in 129 youth being placed on supervision. In 2021, 59 juvenile cases successfully terminated from formal probation.

MAJOR ACCOMPLISHMENTS IN FISCAL YEAR 2021-2022

- Helped to support new alternative education program at Lone Pine High School
- Developed SB 823 plan in anticipation of DJJ closure
- Began implementation of Prop 64 program to include 3 outdoor leadership camps, 3 Art in School events, and afterschool program for BUES students
- Partnered with Bishop Paiute Tribe in the development and implementation of TJWHC and saw its first graduation
- Participated in many community events including Trunk or Treat, Lone Pine Tribe Fall Gathering, Shop with a Cop, Christmas Blanket Giveaway, Bike Rodeo, and the Mexican Consulate visit

GOALS FOR FISCAL YEAR 2022-2023

- Expand the non-secure weekend commitment program
- Expand after school program to include middle school and high school students
- Provide prevention and early intervention services to school aged youth
- Provide community case management as an alternative to incarceration.
- Provide at least 2 prevention programs to area schools.

DEPARTMENTAL BUDGET REQUEST FOR FISCAL YEAR 2022-2023

The Department's Fiscal Year 2022-2023 Requested Budget represents an overall decrease of \$189,920 in expenditures, and an increase of \$20,777 in revenues, when compared to the Fiscal Year 2021-2022 Board Approved Budget. As a result, the Requested Net County Cost is decreased by \$210,697.

This budget reflects a decrease in expenditures from defunding 2 vacant RS positions and reductions in various object codes including travel.

Personnel Costs decreased by \$196,669 compared to the Fiscal Year 2021-2022 Board Approved Budget, due to the defunding of 2 vacant Rehabilitation Specialist positions.

Revenues

4483 (STANDARDS & TRAIN FOR CORRECT) increased by \$204: Increase in revenue from the State; **4499** (STATE OTHER) increased by \$27,815: Increase based on projected receipts; **4998** (OPERATING TRANSFERS IN) decreased by \$7,242: Not yet budgeted due to a transfer in request.

Personnel

The Department's Requested Budget represents no change in the number of fulltime equivalent (FTE) positions that are supported by this budget.

No changes

Services & Supplies

5114 (INMATE CLOTHING) decreased by \$100: Decreased based on estimated use; **5122** (CELL PHONES) decreased by \$242: Due to a vacant position that was defunded; **5232** (OFFICE & OTHER EQUIP < \$5,000) increased by \$400: Additional locker type furniture for front lobby of the COB; **5260** (HEALTH - EMPLOYEE PHYSICALS) decreased by \$1,200: No new hires anticipated; **5265** (PROFESSIONAL & SPECIAL SERVICE) increased by \$670: Increase in STC funding and additional CalFire inspection expense; **5311** (GENERAL OPERATING EXPENSE) increased by \$661: Lexipol subscription and Noble subscription cost increase; **5331** (TRAVEL EXPENSE) decreased by \$13,968: No need to budget for CORE training; **5351** (UTILITIES) increased by \$372: Increase in cost, split cost with probation general budget.

Support & Care of Persons

(There are no changes in this object category from the previous fiscal year.)

Fixed Assets

5640 (STRUCTURES & IMPROVEMENTS) increased by \$11,500: ICJC security system in need of a new server.

FISCAL YEAR 2022-2023 REDUCTION IMPACTS TO BASE BUDGET

Programs and services to the citizens of Inyo County would suffer. Reduction of the FY 2022-2023 budget will most likely result in less travel, more local training offered, and less overtime approved. The department will meet budget targets by attempting to continue to decrease the number of out of home placements, as well as small

reductions in some service and supply lines. Severe reduction to base budget could result in the loss of programs, and personnel. Remaining in compliance with the annual STC training plan with the Board of State and Community Corrections would be in jeopardy, thereby reducing revenues even more. The safety and security of Deputy Probation Officers and Rehabilitation Specialists could be at risk if the appropriate equipment and training is not provided to them.

FISCAL YEAR 2022-2023 STATE/FEDERAL FUNDING SUMMARY

This budget was based on a status quo estimated State funding. The funding is stable at this time. It should be noted that ELEAS funding comes from VLF fees and is not expected to see a reduction.

-Standards and Training for Corrections - STC funds have been included in the Governor's proposed budget. These funds help defray the total cost of training Deputy Probation Officers and Rehabilitation Specialists. They were never intended to completely cover the costs of training for probation staff to the high standards (40 hours annually) that are required.

-Social Services Realignment - Status quo from FY21-22: These dollars come from social services through the State. As with most items, the budgeted revenue is purely an estimate. These funds are used for the general operation of the Probation Department including some salaries and benefits.

-Maintenance of Effort, Prop 172 - Status quo from FY21-22: A state fund that is based on sales tax. It is projected to remain the same. These funds are used for the general operation of the Probation Department including some salaries and benefits.

-JPA/JPF, Juvenile Probation Fund- (ELEAS funding) State funding critical to law enforcement that is funded by vehicle license fees (VLF). These funds are used for the general operation of the Probation Department including some salaries and benefits.

-Board of State and Community Corrections (BSCC) - Youth Offender Block Grant (YOBG) is a State-funding source to help defray the costs of programming and services for youth who will no longer be accepted in the Division of Juvenile Justice (DJJ). There have been no proposals for any cuts to these funds. These funds are to be used solely on juvenile programs, operations, and facilities. It is anticipated that \$284,443 will be expended this fiscal year on programs and projects including but not limited to staff training, electronic monitoring, mental health services for youth, drug testing, case plan development, cognitive behavioral programs, after school programs in the community, risk/needs assessments, weekend work program equipment and services and capital improvements to the Juvenile Center, including security upgrades.

FISCAL YEAR 2022-2023 REGULATORY COMPLIANCE SUMMARY

Supervisors and DPOs are required to complete forty (40) hours of STC certified training each year. All Rehabilitation Specialists are required to complete twenty-four (24) hours of STC certified training each year. The STC allocation depends on compliance with this requirement. All juvenile detention facilities, including special purpose facilities have certain standards and requirements pursuant to Title 15, which must be adhered to for the safety and protection of detained minors. DPOs are required, pursuant to Title IV-E, to visit a minor who has been removed from his or her home on a monthly basis. Failure to do so could result in penalties assessed to the County. All new DPOs and Rehabilitation Specialists have to complete pre-employment background screens. In addition, each DPO and Rehabilitation Specialist who supervise youth in detention should complete CORE training and PC 832 training within the first year of employment.

MAJOR POLICY CONSIDERATIONS BEING REQUESTED

The use of the Juvenile Center by the Sheriff's Office may be a good option to offer more programming space for inmates. In addition, the extra space could allow for more opportunity for inmates to have meaningful family visitation. The responsibility of housing and the treatment of youth who would have been sent to the State will be shifted to local jurisdictions.

While Inyo does not send a lot of youth to DJJ, this move could affect our ability to find beds for youth who may need to be detained for the protection of the community and/or the safety of the youth. The Probation Department along with local partner agencies, partner State Associations, and CPOC are working on solutions that will address the closure of DJJ. The probation department has submitted a SB 823 plan as required by BSCC and is eligible for funding to help cover the cost of any DJJ commits.

The Prop. 64 grant will be in full implementation with several contracts and events to provide services to youth and families. The costs of these contracts and events will be paid for by the Prop 64 grant.

COUNTY OF INYO
BUD002A - BUDGET REQUESTS

RUNDATE: 06/30/2022 TODAY'S DATE: 09/02/2022

FOR FISCAL YEARS: 07/01/2020 - 06/30/23

	YTD ACTUALS 06/30/2021	BOARD APPROVED 06/30/2022	WORKING BUDGET 06/30/2022	YTD ACTUALS 06/30/2022	DEPT REQUESTED 06/30/2023	CAO RECOMM 06/30/2023	BOARD APPROVED 06/30/2023
BUDGET UNIT: 023100 JUVENILE INSTITUTIONS							
FUND: 0001 GENERAL FUND							
REVENUES:							
4420 - SOCIAL SERVICE REALIGNMENT	\$0	\$250,000	\$250,000	\$0	\$250,000	\$250,000	\$0
4460 - REALIGNMENT - 2011	\$0	\$14,062	\$14,062	\$0	\$14,062	\$14,062	\$0
4483 - STANDARDS & TRAIN FOR CORRECT	\$4,350	\$5,100	\$5,100	\$4,536	\$5,304	\$5,304	\$0
4485 - STATE - PUBLIC SAFETY SERVICES	\$224,795	\$205,000	\$205,000	\$219,337	\$205,000	\$250,000	\$0
4498 - STATE GRANTS	\$5,088	\$0	\$0	\$4,943	\$0	\$0	\$0
4499 - STATE OTHER	\$411,030	\$564,353	\$564,353	\$427,116	\$592,168	\$592,168	\$0
4552 - FEDERAL OTHER	\$10,301	\$2,250	\$2,250	\$7,740	\$2,250	\$2,250	\$0
AID FROM OTHER GOVT AGENCIES	\$655,566	\$1,040,765	\$1,040,765	\$663,673	\$1,068,784	\$1,113,784	\$0
4821 - INTRA COUNTY CHARGES	\$1,673	\$0	\$0	\$0	\$0	\$0	\$0
4824 - INTER GOVERNMENT CHARGES	\$771	\$0	\$0	\$0	\$0	\$0	\$0
CHARGES FOR CURRENT SERVICES	\$2,445	\$0	\$0	\$0	\$0	\$0	\$0
4998 - OPERATING TRANSFERS IN	\$47,441	\$7,242	\$7,242	\$0	\$0	\$0	\$0
OTHER FINANCING SOURCES	\$47,441	\$7,242	\$7,242	\$0	\$0	\$0	\$0
4959 - MISCELLANEOUS REVENUE	\$82	\$0	\$0	\$0	\$0	\$0	\$0
OTHER REVENUE	\$82	\$0	\$0	\$0	\$0	\$0	\$0
TOTAL REVENUES:	\$705,535	\$1,048,007	\$1,048,007	\$663,673	\$1,068,784	\$1,113,784	\$0
EXPENSES:							
5001 - SALARIED EMPLOYEES	\$668,347	\$807,055	\$789,055	\$601,860	\$613,350	\$611,880	\$0
5003 - OVERTIME	\$21,244	\$16,000	\$16,000	\$5,610	\$16,000	\$16,000	\$0
5004 - STANDBY TIME	\$4,428	\$1,000	\$1,000	\$549	\$1,000	\$1,000	\$0
5005 - HOLIDAY OVERTIME	\$226	\$2,000	\$2,000	\$0	\$2,000	\$2,000	\$0
5012 - PART TIME EMPLOYEES	\$552	\$17,590	\$17,590	\$0	\$70,876	\$70,876	\$0
5021 - RETIREMENT & SOCIAL SECURITY	\$56,328	\$66,640	\$66,640	\$53,645	\$54,857	\$54,730	\$0
5022 - PERS RETIREMENT	\$97,062	\$111,153	\$111,153	\$80,109	\$74,844	\$74,591	\$0
5024 - RETIREMENT-UNFUNDED LIAB	\$156,770	\$160,092	\$160,092	\$160,092	\$180,566	\$180,566	\$0
5031 - MEDICAL INSURANCE	\$157,522	\$180,465	\$180,465	\$143,052	\$165,544	\$165,537	\$0

COUNTY OF INYO
BUD002A - BUDGET REQUESTS

RUNDATE: 06/30/2022 TODAY'S DATE: 09/02/2022

FOR FISCAL YEARS: 07/01/2020 - 06/30/23

	YTD ACTUALS 06/30/2021	BOARD APPROVED 06/30/2022	WORKING BUDGET 06/30/2022	YTD ACTUALS 06/30/2022	DEPT REQUESTED 06/30/2023	CAO RECOMM 06/30/2023	BOARD APPROVED 06/30/2023
5032 - DISABILITY INSURANCE	\$7,819	\$10,338	\$10,338	\$7,673	\$7,805	\$7,784	\$0
5043 - OTHER BENEFITS	\$13,670	\$27,438	\$45,438	\$36,909	\$18,468	\$18,468	\$0
5111 - CLOTHING	\$1,685	\$8,632	\$8,632	\$6,684	\$6,424	\$6,424	\$0
SALARIES & BENEFITS	\$1,185,659	\$1,408,403	\$1,408,403	\$1,096,187	\$1,211,734	\$1,209,856	\$0
5112 - PERSONAL & SAFETY EQUIPMENT	\$2,429	\$3,000	\$3,000	\$3,000	\$3,000	\$3,000	\$0
5114 - INMATE CLOTHING	\$0	\$100	\$100	\$0	\$0	\$0	\$0
5122 - CELL PHONES	\$5,604	\$2,662	\$5,285	\$5,897	\$2,420	\$2,420	\$0
5131 - FOOD & HOUSEHOLD SUPPLIES	\$0	\$1,000	\$1,000	\$0	\$1,000	\$1,000	\$0
5232 - OFFICE & OTHER EQUIP < \$5,000	\$0	\$600	\$600	\$516	\$1,000	\$1,000	\$0
5260 - HEALTH - EMPLOYEE PHYSICALS	\$0	\$1,200	\$1,200	\$1,045	\$0	\$0	\$0
5263 - ADVERTISING	\$188	\$0	\$200	\$131	\$0	\$0	\$0
5265 - PROFESSIONAL & SPECIAL SERVICE	\$28,819	\$120,542	\$124,780	\$26,648	\$121,212	\$121,212	\$0
5291 - OFFICE, SPACE & SITE RENTAL	\$758	\$0	\$0	\$0	\$0	\$0	\$0
5311 - GENERAL OPERATING EXPENSE	\$16,067	\$31,742	\$39,147	\$22,898	\$32,403	\$32,403	\$0
5331 - TRAVEL EXPENSE	\$23,503	\$30,926	\$30,926	\$20,441	\$16,958	\$16,958	\$0
5351 - UTILITIES	\$208	\$426	\$426	\$120	\$798	\$798	\$0
SERVICES & SUPPLIES	\$77,580	\$192,198	\$206,664	\$80,699	\$178,791	\$178,791	\$0
5121 - INTERNAL CHARGES	\$147	\$425	\$1,203	\$883	\$425	\$425	\$0
5123 - TECH REFRESH EXPENSE	\$10,762	\$10,763	\$10,763	\$10,763	\$13,822	\$13,822	\$0
5127 - MOBILE DEVICE MANAGEMENT-INTER	\$149	\$198	\$198	\$154	\$66	\$66	\$0
5128 - INTERNAL SHREDDING CHARGES	\$268	\$268	\$422	\$422	\$576	\$576	\$0
5129 - INTERNAL COPY CHARGES (NON-IS)	\$2,607	\$3,716	\$3,716	\$3,132	\$3,500	\$3,500	\$0
5152 - WORKERS COMPENSATION	\$21,939	\$22,096	\$22,096	\$22,096	\$24,987	\$24,987	\$0
5155 - PUBLIC LIABILITY INSURANCE	\$10,034	\$19,606	\$19,606	\$19,606	\$22,352	\$22,352	\$0
5333 - MOTOR POOL	\$24,856	\$38,174	\$38,174	\$34,323	\$38,174	\$38,174	\$0
INTERNAL CHARGES	\$70,763	\$95,246	\$96,178	\$91,380	\$103,902	\$103,902	\$0
5501 - SUPPORT & CARE OF PERSONS	\$0	\$27,000	\$27,000	\$0	\$27,000	\$27,000	\$0
OTHER CHARGES	\$0	\$27,000	\$27,000	\$0	\$27,000	\$27,000	\$0
5640 - STRUCTURES & IMPROVEMENTS	\$0	\$6,500	\$6,500	\$0	\$18,000	\$18,000	\$0
FIXED ASSETS	\$0	\$6,500	\$6,500	\$0	\$18,000	\$18,000	\$0

COUNTY OF INYO

BUD002A - BUDGET REQUESTS

RUNDATE: 06/30/2022 TODAY'S DATE: 09/02/2022

FOR FISCAL YEARS: 07/01/2020 - 06/30/23

	YTD ACTUALS 06/30/2021	BOARD APPROVED 06/30/2022	WORKING BUDGET 06/30/2022	YTD ACTUALS 06/30/2022	DEPT REQUESTED 06/30/2023	CAO RECOMM 06/30/2023	BOARD APPROVED 06/30/2023
TOTAL EXPENSES:	\$1,334,003	\$1,729,347	\$1,744,745	\$1,268,267	\$1,539,427	\$1,537,549	\$0
BUDGET UNIT: 023100 JUVENILE INSTITUTIONS	(\$628,467)	(\$681,340)	(\$696,738)	(\$604,594)	(\$470,643)	(\$423,765)	\$0

OUT OF COUNTY-JUVENILE HALL 023101

DEPARTMENTAL FUNCTIONS

This budget was created to fund and track expenses associated with operating a Special Purpose Facility and placing detained youth in out-of-county facilities. The costs are based on data provided by the Probation Department and are difficult to estimate, additional funds are being budgeted due to increased costs for bed space as a result of SB 823 and the closure of the Division of Juvenile Justice (DJJ).

It is estimated that there will be three (3) youth detained in out-of-county beds every day of the year. (Bed costs are based on the average costs of the juvenile halls that Inyo has an MOA with. That cost has increased to an average of \$225 per day.

There will be an estimated 144 round trips per year assuming that each of the three (3) average detained juveniles will require four (4) court hearings. These trips assume traveling to the facility used the most frequently (El Dorado Juvenile Hall in South Lake Tahoe) approximately ten (10) hours each trip.

In addition to funding overtime costs associated with transporting juveniles out of the county, and back to the County for Court hearings, the budget also provides standby and call out costs for employees for after hour call outs.

MAJOR ACCOMPLISHMENTS IN FISCAL YEAR 2021-2022

- Operated a non-secure weekend work program on a limited basis due to COVID affecting the first part of the year.
- Maintained low number of detained youth. Avg. daily population was 3.

GOALS FOR FISCAL YEAR 2022-2023

- Effectively utilize detention out-of-county beds as a last resort in order to insure community safety and the safety of the youth.

DEPARTMENTAL BUDGET REQUEST FOR FISCAL YEAR 2022-2023

The Department's Fiscal Year 2022-2023 Requested Budget represents an overall increase of \$56,925 in expenditures, and an increase of \$0 in revenues, when compared to the Fiscal Year 2021-2022 Board Approved Budget. As a result, the Requested Net County Cost is increased by \$56,925.

This budget reflects an increase in expenditures as a direct result of the cost for bed space increasing from an average cost of \$175 per day to \$225 per day.

Personnel Costs decreased by \$4,000 compared to the Fiscal Year 2021-2022 Board Approved Budget, due to OT was reduced based on historical numbers.

Revenues

(There are no changes in this object category from the previous fiscal year.)

Personnel

The Department's Requested Budget represents no change in the number of fulltime equivalent (FTE) positions that are supported by this budget.

No change

Services & Supplies

5131 (FOOD & HOUSEHOLD SUPPLIES) increased by \$1,500: Additional costs to operate the non-secure weekend program; **5265** (PROFESSIONAL & SPECIAL SERVICE) increased by \$57,925: Additional cost due to rate increase for bed space; **5331** (TRAVEL EXPENSE) increased by \$1,500: Additional cost for increase in cost travel expenses.

Support & Care of Persons

(There are no changes in this object category from the previous fiscal year.)

Fixed Assets

(There are no changes in this object category from the previous fiscal year.)

FISCAL YEAR 2022-2023 REDUCTION IMPACTS TO BASE BUDGET

N/A

FISCAL YEAR 2022-2023 STATE/FEDERAL FUNDING SUMMARY

SB 823 funding will provided. There is a small county minimum of \$250,000.00 per year to help cover the cost of committing a youth in need of secure track detention (formerly know as DJJ commitment).

FISCAL YEAR 2022-2023 REGULATORY COMPLIANCE SUMMARY

N/A

MAJOR POLICY CONSIDERATIONS BEING REQUESTED

DJJ will completely close down by June 30, 2023. The juvenile division has worked with stakeholders to develop a plan pursuant to SB 823 for youth who would otherwise have been committed to DJJ. The plan was submitted to the BSCC and the probation department is eligible to receive funding to help cover costs of sending a youth to a secure track juvenile hall.

The weekend work program will be expanded in an effort to keep from detaining youth who are not a danger to the community.

COUNTY OF INYO
BUD002A - BUDGET REQUESTS

RUNDATE: 06/30/2022 TODAY'S DATE: 09/02/2022

FOR FISCAL YEARS: 07/01/2020 - 06/30/23

	YTD ACTUALS 06/30/2021	BOARD APPROVED 06/30/2022	WORKING BUDGET 06/30/2022	YTD ACTUALS 06/30/2022	DEPT REQUESTED 06/30/2023	CAO RECOMM 06/30/2023	BOARD APPROVED 06/30/2023
BUDGET UNIT: 023101 OUT OF COUNTY-JUVENILE HALL							
FUND: 0001 GENERAL FUND							
EXPENSES:							
5003 - OVERTIME	\$9,373	\$12,000	\$12,000	\$440	\$10,000	\$10,000	\$0
5004 - STANDBY TIME	\$61,078	\$97,000	\$97,000	\$94,105	\$97,000	\$97,000	\$0
5005 - HOLIDAY OVERTIME	\$0	\$2,000	\$2,000	\$0	\$0	\$0	\$0
5021 - RETIREMENT & SOCIAL SECURITY	\$165	\$1,000	\$1,000	\$176	\$1,000	\$1,000	\$0
5022 - PERS RETIREMENT	\$180	\$1,000	\$1,000	\$189	\$1,000	\$1,000	\$0
5031 - MEDICAL INSURANCE	\$348	\$1,000	\$1,000	\$316	\$1,000	\$1,000	\$0
5032 - DISABILITY INSURANCE	\$0	\$1,000	\$1,000	\$9	\$1,000	\$1,000	\$0
5043 - OTHER BENEFITS	\$52	\$0	\$0	\$17	\$0	\$0	\$0
5111 - CLOTHING	\$8	\$0	\$0	\$24	\$0	\$0	\$0
SALARIES & BENEFITS	\$71,208	\$115,000	\$115,000	\$95,279	\$111,000	\$111,000	\$0
5131 - FOOD & HOUSEHOLD SUPPLIES	\$0	\$0	\$0	\$0	\$1,500	\$0	\$0
5265 - PROFESSIONAL & SPECIAL SERVICE	\$95,320	\$130,000	\$130,000	\$100,615	\$187,925	\$187,925	\$0
5331 - TRAVEL EXPENSE	\$3,777	\$12,000	\$12,000	\$3,684	\$13,500	\$10,000	\$0
SERVICES & SUPPLIES	\$99,097	\$142,000	\$142,000	\$104,299	\$202,925	\$197,925	\$0
5333 - MOTOR POOL	\$8,151	\$12,000	\$12,000	\$3,973	\$12,000	\$9,000	\$0
INTERNAL CHARGES	\$8,151	\$12,000	\$12,000	\$3,973	\$12,000	\$9,000	\$0
TOTAL EXPENSES:	<u>\$178,457</u>	<u>\$269,000</u>	<u>\$269,000</u>	<u>\$203,552</u>	<u>\$325,925</u>	<u>\$317,925</u>	<u>\$0</u>
BUDGET UNIT: 023101 OUT OF COUNTY-JUVENILE HALL	(\$178,457)	(\$269,000)	(\$269,000)	(\$203,552)	(\$325,925)	(\$317,925)	\$0

PROP 64 PUBLIC HEALTH & SAFETY 620210

DEPARTMENTAL FUNCTIONS

Inyo County Health and Human Services and the Probation Department have teamed up to apply for funds to be used for new and expanded programs to our area youth. This project will provide the needed funds to expand an existing mentor program, create a new peer mentoring program, and expand an existing outdoor program to include an outdoor adventure experience with a peer leadership component. In addition, funds will be used to provide other activities like arts, music, farm-to-table, after-school enrichment, leadership, and life skills programs. Our target population for this program is school-aged youth, elementary through high school, who are referred to the program due to identified risk factors by school counselors or staff, HHS Behavioral Health, and other county programs.

MAJOR ACCOMPLISHMENTS IN FISCAL YEAR 2021-2022

- Began implementation of Prop 64 grant. Submitted and received approval of the Local Evaluation Plan.
- Partnered with HHS to participate in 3 outdoor leadership camps, reaching approximately 25 youth.
- Partnered with Inyo Council for the Arts for 3 Art in the School programs reaching over 550 students
- Partnered with BUES for an after school program reaching approximately 25-30 students each day.

GOALS FOR FISCAL YEAR 2022-2023

- Secure contracts with Sacred Rok, Inyo Council for the Arts, ICOE, and UC DAVIS (Farm Advisor) for youth programs
- Provide support for outdoor recreational activities for school aged youth.
- Secure contract for program evaluator required by Prop 64 grant

DEPARTMENTAL BUDGET REQUEST FOR FISCAL YEAR 2022-2023

The Department's Fiscal Year 2022-2023 Requested Budget represents an overall increase of \$22,467 in expenditures, and an increase of \$22,467 in revenues, when compared to the Fiscal Year 2021-2022 Board Approved Budget. As a result, the Requested Net County Cost is increased by \$0.

This budget reflects grant funding from the BSCC. Expenditure will always balance with revenues.

Personnel Costs did not change compared to the Fiscal Year 2021-2022 Board Approved Budget.

Revenues

4499 (STATE OTHER) increased by \$22,467: 2nd year of grant provided for more programs and a higher reimbursement (revenue).

Personnel

The Department's Requested Budget represents no change in the number of fulltime equivalent (FTE) positions that are supported by this budget.

No change

Services & Supplies

(There are no changes in this object category from the previous fiscal year.)

Support & Care of Persons

(There are no changes in this object category from the previous fiscal year.)

Fixed Assets

(There are no changes in this object category from the previous fiscal year.)

FISCAL YEAR 2022-2023 REDUCTION IMPACTS TO BASE BUDGET

N/A

FISCAL YEAR 2022-2023 STATE/FEDERAL FUNDING SUMMARY

This budget solely relies on a Prop 64 grant allocation provided by the BSCC.

FISCAL YEAR 2022-2023 REGULATORY COMPLIANCE SUMMARY

N/A

MAJOR POLICY CONSIDERATIONS BEING REQUESTED

N/A

PLANNING & ZONING

023800

DEPARTMENTAL FUNCTIONS

The Planning Department provides services to applicants and residents in matters of property development, land use, planning, subdivision, and environmental review. It is responsible for administration and enforcement of State and local laws regarding planning and mining - in particular, the Inyo County General Plan and County Ordinances including the Zoning Ordinance (Inyo County Code (ICC) Chapter 18); the California Environmental Quality Act (CEQA) and the County's CEQA Procedures (ICC Title 15); the Subdivision Map Act and the County's subdivision regulations (ICC Title 16); the Surface Mining and Reclamation Act and the County's Mining procedures (ICC Chapter 7.70); and, other miscellaneous code sections as they relate to planning projects and landuse policy. The Department also staffs the Yucca Mountain Repository Assessment Office (YMRAO) and pursuant to a contract, the Inyo Local Agency Formation Commission (LAFCO).

MAJOR ACCOMPLISHMENTS IN FISCAL YEAR 2021-2022

- Processed an average number of building and landuse entitlement permits
- Continued work on the 6th Cycle Housing Element Update and submitted to HCD
- Continued work on the Vacant Lands Study RE Affordable Housing
- Completed an Outdoor Lighting Ordinance
- Participated in the planning efforts of other agencies, including continued coordination with the the Department of Energy and the Bureau of Land Management (BLM) on the 368/Westwide Corridor Plan; provided comments to the BLM on the Amargosa Wild and Scenic River, Cottonwood Creek Wild and Scenic River, the Ivanpah Control project; and, continued to participate in the Southwest Brownfields Coalition.

GOALS FOR FISCAL YEAR 2022-2023

- Complete the 6th Cycle Housing Element Update. A Board approved and HCD Certified Housing Element is the goal.
- Complete the work on the vacant/underutilized land study for possible up-zoning, mobile homes and mixed use development to encourage the creation of more affordable housing choices in the county. Goals include completing the study and the VMT analysis and receiving acceptance from the County's communities on any proposed changes.
- Maintain a high level of customer service in an efficient and effective manner to successfully implement the County's Zoning Code and General Plan. This goal will be met through the continued training of planners and working on staff efficiencies and project management skills. This goal will be measured by the department's ability to complete projects in a timely fashion with minimal mistakes and/or controversy.
- Begin zoning code and General Plan updates based on HCD comments on the 6th Cycle Housing Element Update. The goal is to implement any of the state's required changes and within the timeframe set forth in the Housing Element.
- Apply for grants to help offset costs associated with code and General Plan updates, e.g. CEQA. This will be measured by grants found and awarded

DEPARTMENTAL BUDGET REQUEST FOR FISCAL YEAR 2022-2023

The Department's Fiscal Year 2022-2023 Requested Budget represents an overall decrease of \$131,512 in expenditures, and a decrease of \$57,716 in revenues, when compared to the Fiscal Year 2021-2022 Board Approved Budget. As a result, the Requested Net County Cost is decreased by \$73,796.

Personnel Costs decreased by \$80 compared to the Fiscal Year 2021-2022 Board Approved Budget, due to The loss of a Senior Planner position replaced by an Associate Planner.

Revenues

4156 (RECLAMATION PLAN FEES) increased by \$4,000: Staff has continued to aggressively collect fees from County miners; **4498** (STATE GRANTS) decreased by \$171,755: The allocated grants are running out and no new grants have be awarded; **4817** (LAFCO FEES) increased by \$5,185: The County and the City of Bishop increased the LAFCo fees back to the pre Covid \$15,000 each. Allows for the reintroduction of training and conferences; **4819** (SERVICES & FEES) increased by \$104,854: Staff is anticipating state required zone changes and General Plan Amendments with regard to the Housing Element update. If staff cannot secure grants general fund money will be needed to prepare CEQA evaluations for this work.

Personnel

The Department's Requested Budget represents no change in the number of fulltime equivalent (FTE) positions that are supported by this budget.

No Change in the number of FTE positions; however, the Senior level planner has been replaced with an Associate level. Planning also anticipates changing the Project Coordinator position to a Administrative Analyst position during the 22-23 fiscal year.

Services & Supplies

5112 (PERSONAL & SAFETY EQUIPMENT) increased by \$120: Planning will share a SPOT satellite emergency unit with the Treasurer Tax Collector for the mine inspector's use; **5265** (PROFESSIONAL & SPECIAL SERVICE) decreased by \$164,506: Grant money for projects being conducted by consultants is lower and projects are being completed; **5331** (TRAVEL EXPENSE) increased by \$2,097: Travel for training has been added back in to the pre-Covid amounts.

Support & Care of Persons

(There are no changes in this object category from the previous fiscal year.)

Fixed Assets

(There are no changes in this object category from the previous fiscal year.)

FISCAL YEAR 2022-2023 REDUCTION IMPACTS TO BASE BUDGET

N/A

FISCAL YEAR 2022-2023 STATE/FEDERAL FUNDING SUMMARY

State funding was provided by an SB2 grant for a vacant lands and affordable housing study (\$160,000), a Local Early Action Grant for the mandated 2021 Housing Element Update (\$65,000) and a Regional Early Action Planning Grant (121,517), which is shared with the City of Bishop. At this time these revenue sources are mostly billed for and staff is awaiting reimbursement from HCD. There is a fund balance in the Yucca Mountain program that can sustain limited related activities for the near future.

FISCAL YEAR 2022-2023 REGULATORY COMPLIANCE SUMMARY

The Zoning Code and General Plan are required to be periodically updated to reflect new regulations and practices. In the coming fiscal year this will be a large part of the Planning Department's work plan. It is anticipated that the Department will need to expend County resources to update Title 18 to address State regulations regarding affordable housing and those required for the housing element update certification. The County's General Plan Housing Element is still in progress, awaiting final comments from HCD. The General Plan is also required to be updated to add an Environmental Justice Element as tied to the Housing Element Update, per State law.

MAJOR POLICY CONSIDERATIONS BEING REQUESTED

Policy issues that are expected to be brought to the Boards attention in the 2022/2023 fiscal year include: additional updates to the County's short-term rental ordinance; affordable housing programs; housing development issues and ideas; updates to the zoning code as provided by State law and HCD approval of the Housing Element; completion of the Housing Element update; and to begin a General Plan Amendment to add an Environmental Justice Element, per State law.

COUNTY OF INYO
BUD002A - BUDGET REQUESTS

RUNDATE: 06/30/2022 TODAY'S DATE: 09/02/2022

FOR FISCAL YEARS: 07/01/2020 - 06/30/23

	YTD ACTUALS 06/30/2021	BOARD APPROVED 06/30/2022	WORKING BUDGET 06/30/2022	YTD ACTUALS 06/30/2022	DEPT REQUESTED 06/30/2023	CAO RECOMM 06/30/2023	BOARD APPROVED 06/30/2023
BUDGET UNIT: 023800 PLANNING & ZONING							
FUND: 0001 GENERAL FUND							
REVENUES:							
4156 - RECLAMATION PLAN FEES	\$29,524	\$14,000	\$14,000	\$32,400	\$18,000	\$18,000	\$0
LICENSES & PERMITS	\$29,524	\$14,000	\$14,000	\$32,400	\$18,000	\$18,000	\$0
4498 - STATE GRANTS	\$11,629	\$346,517	\$346,517	\$39,509	\$174,761	\$174,761	\$0
AID FROM OTHER GOVT AGENCIES	\$11,629	\$346,517	\$346,517	\$39,509	\$174,761	\$174,761	\$0
4816 - AMBULANCE SERVICE	\$0	\$0	\$0	\$303	\$0	\$0	\$0
4817 - LAFCO FEES	\$8,206	\$18,628	\$18,628	\$6,547	\$23,813	\$23,813	\$0
4819 - SERVICES & FEES	\$36,688	\$85,546	\$85,546	\$40,263	\$190,400	\$190,400	\$0
4824 - INTER GOVERNMENT CHARGES	\$2,220	\$20,000	\$20,000	\$6,479	\$20,000	\$20,000	\$0
CHARGES FOR CURRENT SERVICES	\$47,115	\$124,174	\$124,174	\$53,594	\$234,213	\$234,213	\$0
TOTAL REVENUES:	\$88,268	\$484,691	\$484,691	\$125,503	\$426,974	\$426,974	\$0
EXPENSES:							
5001 - SALARIED EMPLOYEES	\$362,591	\$432,526	\$429,526	\$341,296	\$430,484	\$430,484	\$0
5012 - PART TIME EMPLOYEES	\$4,013	\$6,000	\$6,000	\$381	\$0	\$0	\$0
5021 - RETIREMENT & SOCIAL SECURITY	\$26,895	\$34,049	\$34,049	\$25,629	\$33,670	\$33,670	\$0
5022 - PERS RETIREMENT	\$56,269	\$61,909	\$61,909	\$52,870	\$67,334	\$67,334	\$0
5024 - RETIREMENT-UNFUNDED LIAB	\$52,256	\$53,364	\$53,364	\$53,364	\$60,189	\$60,189	\$0
5031 - MEDICAL INSURANCE	\$51,693	\$67,592	\$67,592	\$56,033	\$66,577	\$66,577	\$0
5032 - DISABILITY INSURANCE	\$3,730	\$5,278	\$5,278	\$3,727	\$4,790	\$4,790	\$0
5043 - OTHER BENEFITS	\$7,227	\$7,220	\$10,220	\$8,708	\$4,814	\$4,814	\$0
SALARIES & BENEFITS	\$564,677	\$667,938	\$667,938	\$542,011	\$667,858	\$667,858	\$0
5112 - PERSONAL & SAFETY EQUIPMENT	\$0	\$250	\$250	\$0	\$370	\$370	\$0
5171 - MAINTENANCE OF EQUIPMENT	\$0	\$100	\$100	\$0	\$100	\$0	\$0
5173 - MAINTENANCE OF EQUIPMENT-MATER	\$0	\$600	\$600	\$0	\$600	\$0	\$0
5232 - OFFICE & OTHER EQUIP < \$5,000	\$93	\$800	\$800	\$567	\$800	\$800	\$0
5263 - ADVERTISING	\$2,658	\$4,500	\$4,500	\$3,322	\$4,500	\$4,500	\$0
5265 - PROFESSIONAL & SPECIAL SERVICE	\$65,088	\$397,663	\$534,485	\$123,993	\$233,156	\$233,156	\$0

COUNTY OF INYO
BUD002A - BUDGET REQUESTS

RUNDATE: 06/30/2022 TODAY'S DATE: 09/02/2022

FOR FISCAL YEARS: 07/01/2020 - 06/30/23

	YTD ACTUALS 06/30/2021	BOARD APPROVED 06/30/2022	WORKING BUDGET 06/30/2022	YTD ACTUALS 06/30/2022	DEPT REQUESTED 06/30/2023	CAO RECOMM 06/30/2023	BOARD APPROVED 06/30/2023
5311 - GENERAL OPERATING EXPENSE	\$2,674	\$7,200	\$7,073	\$2,134	\$7,200	\$7,200	\$0
5331 - TRAVEL EXPENSE	\$618	\$6,000	\$6,000	\$1,765	\$8,097	\$8,097	\$0
5351 - UTILITIES	\$954	\$1,200	\$1,200	\$1,181	\$1,200	\$1,200	\$0
SERVICES & SUPPLIES	\$72,087	\$418,313	\$555,008	\$132,965	\$256,023	\$255,323	\$0
5121 - INTERNAL CHARGES	\$264	\$1,154	\$1,154	\$755	\$31,206	\$1,206	\$0
5123 - TECH REFRESH EXPENSE	\$5,606	\$5,381	\$5,381	\$5,381	\$5,439	\$5,439	\$0
5124 - EXTERNAL CHARGES	\$0	\$1,000	\$1,000	\$0	\$1,000	\$1,000	\$0
5127 - MOBILE DEVICE MANAGEMENT-INTER	(\$2)	\$18	\$18	\$0	\$0	\$0	\$0
5128 - INTERNAL SHREDDING CHARGES	\$322	\$322	\$449	\$449	\$345	\$345	\$0
5129 - INTERNAL COPY CHARGES (NON-IS)	\$4,844	\$5,638	\$5,638	\$4,390	\$4,500	\$4,500	\$0
5152 - WORKERS COMPENSATION	\$5,444	\$5,704	\$5,704	\$5,704	\$6,361	\$6,361	\$0
5155 - PUBLIC LIABILITY INSURANCE	\$4,526	\$8,876	\$8,876	\$8,876	\$10,167	\$10,167	\$0
5333 - MOTOR POOL	\$8,120	\$19,900	\$19,900	\$11,481	\$19,832	\$14,000	\$0
INTERNAL CHARGES	\$29,124	\$47,993	\$48,120	\$37,036	\$78,850	\$43,018	\$0
TOTAL EXPENSES:	\$665,889	\$1,134,244	\$1,271,066	\$712,013	\$1,002,731	\$966,199	\$0
BUDGET UNIT: 023800 PLANNING & ZONING	(\$577,621)	(\$649,553)	(\$786,375)	(\$586,510)	(\$575,757)	(\$539,225)	\$0

YUCCA MOUNTAIN OVERSIGHT

620605

DEPARTMENTAL FUNCTIONS

The Inyo County Yucca Mountain Repository Assessment Office (YMRAO) provides local government oversight, representation, and impact assessment to the Department of Energy (DOE) for the proposed high-level radioactive waste repository at Yucca Mountain. Due to the fact that the federal government has terminated funding for the project, the YMRAO has largely completed "mothballing" its operations, but also must be ready to reopen if the project recommences. As part of these duties, the YMRAO: Monitors activities relating to the study of Yucca Mountain to determine the implications of repository development and operation for Inyo County; preserves the vast amounts of information the Yucca Mountain Project generated, for the future uses of both the County and other agencies; reviews ongoing studies and conducts County-specific studies to investigate potential hydrologic impacts to the water resources of the County; identifies potential transportation impacts on Inyo County and its residents and works to ensure improvements are made to the transportation network and the local emergency response infrastructure to accommodate safe transport of nuclear wastes through the County; determines the extent of potential environmental, economic, social and risk related impacts on Inyo County from the proposed repository; and, provides accurate information to the residents of Inyo County and works to encourage public participation in County decisions regarding the repository.

MAJOR ACCOMPLISHMENTS IN FISCAL YEAR 2021-2022

- Maintained contracts with Andy Zdon and the Hydrodynamics Group to review reports, hydrologic models and information relevant to provide assistance to the County on the future of the repository.
- Monitored federal legislation for amendments to the Nuclear Waste Policy Act.
- Monitored activities regarding the Yucca Mountain site and possible reactivation of the licensing process.
- Through a MOU and contract with Andy Zdon continued groundwater monitoring with the USGS and other interested agencies, worked to monitor groundwater in Southeast Inyo County.
- Through the contract with Andy Zdon the groundwater model prepared by the USGS was run and reviewed.

GOALS FOR FISCAL YEAR 2022-2023

- Maintain contracts with County Counsel and consultants in the event licensing proceedings start up again.
- Continue to monitor groundwater in Southeast Inyo County with the USGS and other interested agencies.
- Continue to partner with the AULGs to monitor DOE activities related to the Yucca Mountain License.
- Participate in federal oversight of past expenditures, as necessary.
- Attend the Devils Hole Workshop if held again.

DEPARTMENTAL BUDGET REQUEST FOR FISCAL YEAR 2022-2023

The Department's Fiscal Year 2022-2023 Requested Budget represents an overall increase of \$2,758 in expenditures, and an increase of \$0 in revenues, when compared to the Fiscal Year 2021-2022 Board Approved Budget. As a result, the Requested Net County Cost is increased by \$2,758.

Personnel Costs increased by \$476 compared to the Fiscal Year 2021-2022 Board Approved Budget, due to Increase in retiree health benefits.

Revenues

(There are no changes in this object category from the previous fiscal year.)

Personnel

The Department's Requested Budget represents no change in the number of fulltime equivalent (FTE) positions that are supported by this budget.

No changes

Services & Supplies

5232 (OFFICE & OTHER EQUIP < \$5,000) increased by \$35: Cost of projected equipment purchases went up; **5265** (PROFESSIONAL & SPECIAL SERVICE) decreased by \$473: Higher payments to Andy Zdon the past year for groundwater model verification and analysis; **5331** (TRAVEL EXPENSE) increased by \$1,450: Put travel back in the budget for Devils Hole which has been cancelled for several years due to Covid.

Support & Care of Persons

(There are no changes in this object category from the previous fiscal year.)

Fixed Assets

(There are no changes in this object category from the previous fiscal year.)

FISCAL YEAR 2022-2023 REDUCTION IMPACTS TO BASE BUDGET

N/A

FISCAL YEAR 2022-2023 STATE/FEDERAL FUNDING SUMMARY

Federal funds are provided for YMRAO's operations. Fund balance is available for next year's operations. There has been very little interest in Yucca Mountain for a nuclear waste repository as of late. Staff anticipates that there will not likely be renewed activity regarding the Yucca Mountain repository proposal during the coming fiscal year as it is not a priority of the current administration. In the unlikely event that Yucca Mountain does come back to the forefront, the County will need to advocate for more funding as an AULG. This will be necessary to ensure that the County's contentions regarding the repository are fully expressed during any outreach efforts and licensing hearings.

FISCAL YEAR 2022-2023 REGULATORY COMPLIANCE SUMMARY

N/A

MAJOR POLICY CONSIDERATIONS BEING REQUESTED

While funding for the Yucca Mountain project has been terminated, the project may recommence depending on political circumstances.

COUNTY OF INYO
BUD002A - BUDGET REQUESTS

RUNDATE: 06/30/2022 TODAY'S DATE: 09/02/2022

FOR FISCAL YEARS: 07/01/2020 - 06/30/23

	YTD ACTUALS 06/30/2021	BOARD APPROVED 06/30/2022	WORKING BUDGET 06/30/2022	YTD ACTUALS 06/30/2022	DEPT REQUESTED 06/30/2023	CAO RECOMM 06/30/2023	BOARD APPROVED 06/30/2023
BUDGET UNIT: 620605 YUCCA MOUNTAIN OVERSIGHT							
FUND: 6766 YUCCA MOUNTAIN OVERSIGHT 05-06							
REVENUES:							
4301 - INTEREST FROM TREASURY	\$6,121	\$8,000	\$8,000	\$2,417	\$8,000	\$8,000	\$0
REV USE OF MONEY & PROPERTY	\$6,121	\$8,000	\$8,000	\$2,417	\$8,000	\$8,000	\$0
TOTAL REVENUES:	<u>\$6,121</u>	<u>\$8,000</u>	<u>\$8,000</u>	<u>\$2,417</u>	<u>\$8,000</u>	<u>\$8,000</u>	<u>\$0</u>
EXPENSES:							
5025 - RETIREE HEALTH BENEFITS	\$4,208	\$4,322	\$4,322	\$4,391	\$4,798	\$4,798	\$0
SALARIES & BENEFITS	\$4,208	\$4,322	\$4,322	\$4,391	\$4,798	\$4,798	\$0
5173 - MAINTENANCE OF EQUIPMENT-MATER	\$947	\$1,000	\$1,000	\$0	\$1,000	\$1,000	\$0
5232 - OFFICE & OTHER EQUIP < \$5,000	\$0	\$1,630	\$1,630	\$0	\$1,665	\$1,665	\$0
5265 - PROFESSIONAL & SPECIAL SERVICE	\$76,028	\$83,778	\$238,018	\$41,344	\$83,305	\$83,305	\$0
5311 - GENERAL OPERATING EXPENSE	\$371	\$500	\$544	\$77	\$500	\$500	\$0
5331 - TRAVEL EXPENSE	\$0	\$1,450	\$1,450	\$0	\$2,900	\$2,900	\$0
SERVICES & SUPPLIES	\$77,346	\$88,358	\$242,642	\$41,422	\$89,370	\$89,370	\$0
5124 - EXTERNAL CHARGES	\$2,919	\$23,012	\$23,012	\$7,679	\$23,012	\$23,012	\$0
5128 - INTERNAL SHREDDING CHARGES	\$0	\$89	\$45	\$0	\$0	\$0	\$0
5129 - INTERNAL COPY CHARGES (NON-IS)	\$0	\$15	\$15	\$0	\$15	\$15	\$0
5315 - COUNTY COST PLAN	(\$23)	\$0	\$0	\$0	\$1,484	\$1,484	\$0
5333 - MOTOR POOL	\$0	\$1,100	\$1,100	\$0	\$975	\$975	\$0
INTERNAL CHARGES	\$2,896	\$24,216	\$24,172	\$7,679	\$25,486	\$25,486	\$0
TOTAL EXPENSES:	<u>\$84,450</u>	<u>\$116,896</u>	<u>\$271,136</u>	<u>\$53,493</u>	<u>\$119,654</u>	<u>\$119,654</u>	<u>\$0</u>
BUDGET UNIT: 620605 YUCCA MOUNTAIN OVERSIGHT	(\$78,329)	(\$108,896)	(\$263,136)	(\$51,076)	(\$111,654)	(\$111,654)	\$0

HEALTH - GENERAL

045100

DEPARTMENTAL FUNCTIONS

This program is responsible for 1) assuring the provision of access to health care for Inyo County residents either through the availability of direct services or through referrals to appropriate medical providers, and 2) protecting the health and well-being of the community by preventing or reducing the spread of communicable diseases. Health programs include Communicable Disease Surveillance and Control, Reproductive Health Services, Jail/Juvenile Center Medical Services, Public Health Clinic Nursing, Immunization Outreach Program, Registration of Vital Statistics, HIV/AIDS Surveillance, Emergency Medical Services (EMS) liaison, Public Health Disaster Preparation, and General Health Administration.

MAJOR ACCOMPLISHMENTS IN FISCAL YEAR 2021-2022

- COVID-19 Response & Recovery: Public Health staff was largely redirected to COVID-19 response efforts for the duration of FY 21-22. Public Health nursing and disaster staff worked closely with the COVID-19 response team to guide/assist with case investigations and contact tracing to help mitigate the spread of COVID-19 in the community. The Inyo County Health Officer and nursing staff also provided infection prevention support in congregate living facilities, including Skilled Nursing Facilities and the Inyo County Jail. Public Health worked with the Emergency Operations Center to provide COVID-19 guidance to residents, visitors, schools, and businesses via updates to the Board of Supervisors, weekly email-based newsletters and website updates, videos, and online meetings. During this fiscal year, individuals 5 years and older were eligible to receive the COVID-19 vaccine. Furthermore, first and second boosters for the COVID-19 vaccines became available to specific populations of the public. In FY 21-22, Inyo County Public Health staff administered 1,622 doses of COVID vaccine at 37 different clinics. As of May 2022, approximately 71% of the eligible Inyo County population is fully vaccinated.
- Disaster: Inyo County and Mono County continued to collaborate on a regional Mono-Inyo Health Care Coalition (MIHCC) as required under the Hospital Preparedness Program (HPP). MIHCC meetings focused on COVID-19 mitigation and response as it applies to medical and health services and coordination of local medical resources with local and regional partners which include local hospitals and clinics; Medical Health Operational Area Coordinator (MHOAC) and Emergency Operations Center (EOC) representation; home health care, assisted living, and long-term care facilities; air ambulance; and EMS providers.
- Communicable Disease: Public Health staff was largely redirected to COVID-19 response for the duration of FY 21-22. However, the Public Health Nurse continued to investigate other communicable disease reports received throughout the year and provided guidance and resources as needed.
- Public Health: For the duration of FY 21-22 core Public Health Clinic services continued to be offered during regularly scheduled walk-in clinics at the new Consolidated Office Building despite multiple surges in COVID-19 cases. A total of 51 individual health services were provided in the Public Health Clinic during the FY 21-22. In addition, flu vaccine clinics were planned and executed throughout the county in Fall 2021 to ensure that flu vaccine was available to our most vulnerable and isolated residents, including children and seniors. Public Health staff administered 411 influenza vaccines this year to individuals aged 6 months and older.

- Inmate Health Care: The oversight and provision of health services at Inyo County Jail are primarily delivered by Public Health division nursing staff. The Public Health division is responsible for funding physical health services and medications for inmates. Nursing staff worked closely with the correctional leadership team to ensure adequate care of inmates during COVID-19 outbreaks within the facility. Public Health continues to coordinate with Behavioral Health to ensure integration of health care services.

GOALS FOR FISCAL YEAR 2022-2023

- Continue COVID-19 response and recovery activities via contact tracing, vaccine distribution, and other mitigation measures. Provide accurate and timely public information regarding COVID-19 mitigation strategies and provide technical assistance and support to local agencies, businesses, and event coordinators to assist with response and recovery.
- Continue to provide coordination of health services for children in foster care and juveniles who are remanded to the weekend-only Juvenile Center. Continue to coordinate and deliver physical and behavioral health services to inmates of the Inyo County Jail.
- Advocate for enhancement of the historically limited public health infrastructure to continue to maintain the capacity to fulfill Public Health mandates including communicable disease investigation and reporting, TB control, sexually transmitted infections testing and treatment, pregnancy testing and referral, and immunization services, while also responding to the COVID-19 pandemic. Encourage individuals and families to establish a health home with community healthcare providers, while continuing to provide or find a safety net of services to ensure those who are left without affordable health insurance have equitable access to basic health care.

DEPARTMENTAL BUDGET REQUEST FOR FISCAL YEAR 2022-2023

The Department's Fiscal Year 2022-2023 Requested Budget represents an overall increase of \$809,640 in expenditures, and an increase of \$809,640 in revenues, when compared to the Fiscal Year 2021-2022 Board Approved Budget. As a result, the Requested Net County Cost is increased by \$0.

Personnel Costs increased by \$299,643 compared to the Fiscal Year 2021-2022 Board Approved Budget, due to change in FTE and negotiated COLA..

Revenues

4411 (STATE MOTOR VEHICLE IN LIEU TX) decreased by \$334,301: Projected revenue needed based on expenses; **4430** (HEALTH REALIGNMENT) decreased by \$60,990: Projected base monies that will be received; **4498** (STATE GRANTS) increased by \$420,706: We have been notified that we will be receiving Public Health infrastructure monies. We are estimating the allocation; **4499** (STATE OTHER) increased by \$16,226: We received an increase in our immunization grant; **4552** (FEDERAL OTHER) increased by \$498,597: We received two workforce development grants. One for Public Health staff and one for Sexually Transmitted Disease Response; **4618** (EMS ACCOUNTING) decreased by \$2,002: Projected revenue based on prior year analysis; **4701** (VITAL STATISTICS) increased by \$4,365: Projected revenue based on prior year analysis; **4821** (INTRA COUNTY CHARGES) increased by \$54,701: We have requested housing assistance monies from the CCP; **4998** (OPERATING TRANSFERS IN) increased by \$212,338: We received a grant from CMSP to purchase a mobile clinic for Southern Inyo Hospital and Toiyabe.

Personnel

The Department's Requested Budget represents an increase in the number of fulltime equivalent (FTE) positions that are supported by this budget.

There is a .90 increase in FTE. We are anticipating receiving Public Health infrastructure monies which requires a full time Health Officer. We are also requesting to change the part-time Jail Nurse Supervisor to a full time position and adding a Deputy Director of Fiscal Oversight and Special Operations.

See HHS Shift table for personnel spreads between the 23 budgets.

Services & Supplies

5122 (CELL PHONES) decreased by \$1,857: Projected expenditures based on prior year analysis; **5157** (MEDICAL MALPRACTICE INSURANCE) increased by \$23,234: Fixed cost; **5232** (OFFICE & OTHER EQUIP < \$5,000) increased by \$36,300: We will be pursuing purchasing soundproofing for the cubicle areas at the Bishop COB; **5260** (HEALTH - EMPLOYEE PHYSICALS) increased by \$14,000: A consulting firm has been hired to recruit for the Deputy Director of Public Health and Prevention; **5263** (ADVERTISING) increased by \$4,500: Projected expenditures based on prior year analysis; **5265** (PROFESSIONAL & SPECIAL SERVICE) increased by \$366,612: The increase in this object code is the purchase of a mobile health clinic that will be given to SIH and Toiyabe; **5291** (OFFICE, SPACE & SITE RENTAL) decreased by \$10,734: Projected expenditures based on prior year analysis; **5311** (GENERAL OPERATING EXPENSE) decreased by \$16,328: Projected expenditures based on prior year analysis; **5331** (TRAVEL EXPENSE) increased by \$28,117: Projected expenditures based on prior year analysis. Many trainings are going back to in person meetings.

Support & Care of Persons

5501 (SUPPORT & CARE OF PERSONS) increased by \$50,000: This increase is for housing assistance for ReEntry clients.

Fixed Assets

(There are no changes in this object category from the previous fiscal year.)

FISCAL YEAR 2022-2023 REDUCTION IMPACTS TO BASE BUDGET

None

FISCAL YEAR 2022-2023 STATE/FEDERAL FUNDING SUMMARY

1991 County Health Realignment funds remain intact and continued monitoring is required.. The Governor's May Revise does maintain increased funding for infectious disease prevention and control. Additionally, the legislative budget recognized the need for increased funding for Public Health infrastructure and included additional funding for that purpose in the legislative budget and these funds remained in the budget agreement.

FISCAL YEAR 2022-2023 REGULATORY COMPLIANCE SUMMARY

Counties are mandated to appoint a Health Officer (Health and Safety code Section 10100) who shall organize and maintain a program to make immunization available, make pregnancy testing services available, act as a the local registrar, as well as perform all duties of the local registrar for births and deaths, shall take measures

to prevent the spread of communicable diseases, shall intervene with Sudden Infant Death Syndrome cases and shall immediately investigate a report of suspected tuberculosis (Health and Safety Code Section 120350 et al.).

The County may contract with another County or with the State for the operation and maintenance of public health services beyond the Health Officer duties (Welfare and Institutions Code Section 10804.1).

MAJOR POLICY CONSIDERATIONS BEING REQUESTED

This budget represents requested organizational changes for the Health Officer position, jail medical services, disaster preparedness, and the addition of a Deputy Director of Fiscal Oversight and Special Operations (FOSO). This budget also recognizes funding for a new CMSP grant that will fund a mobile clinic.

For jail medical services, the Department recommends deleting one B-Par Supervising Nurse and one A-Par Nurse, and adding one full time Jail Nurse Supervisor. The full time Jail Nurse Supervisor will provide nursing support to the jail and will also oversee a coordinated health and behavioral health service delivery team within the jail.

The Health Officer position in Inyo County has traditionally been filled by a part-time, contracted physician. The Department anticipates that additional public health infrastructure funding will include a requirement that all counties employ a full-time Health Officer. Therefore, the Department recommends that the contracted Health Officer be changed to a full-time, benefited position. During fiscal year 2022-2023 increased costs for the Health Officer position are captured in the ELC budget.

The Department is recommending the establishment of a new classification, Deputy Director for Fiscal Oversight and Special Operations at Range 88, as described in more detail in budget 055800.

The Department is recommending that two positions established as limited-term positions during COVID-19, LVN/RN/PHN and COVID Disaster Program Manager, be reclassified to full-time, permanent positions. The LVN/RN/PHN will primarily be assigned to increase communicable disease investigations and mitigation and will be funded with a blend of Public Health infrastructure funding that will be available on a longer-term basis.

The Department is recommending that the COVID-19 Disaster Program Manager funded under the ELC grant through June 30, 2023 be reclassified as a permanent, full-time position titled Disaster Program Manager at Range 84, within the HHS Fiscal Oversight and Special Operations division, and funded with a blend of Public Health and Social Services disaster preparedness funding following the 2022-23 fiscal year. The Department anticipates that funding for social services disaster preparedness will be allocated in future state budgets.

Finally, the Department is recommending that a limited-term Equity and Diversity Coordinator position at Range 72 be reclassified as a full-time, permanent position within the HHS Program Integrity and Quality Assurance team. This position was established using term-limited funding under the California Equitable Recovery Initiative (CERI), which is funded by the Centers for Disease Control and Prevention (CDC) National Initiative to Address COVID-19 Health Disparities Among Populations at High-Risk and Underserved, Including Racial and Ethnic Minority Populations and Rural Communities grant. The CERI grant term ends May 31, 2023. However, the Department is dedicated to embedding principles of justice, equity, diversity and inclusion into all aspects of service provision and therefore is recommending that the position be reclassified to permanent status and be funded by a blend of public health, social services, and behavioral health funding following the end of the CERI grant funding.

The Department was notified in May, 2022, that we were awarded a three-year Local Indigent Care Needs Grant (LCIN) from the County Medical Services Program (CMSP). The LCIN grant funds will primarily be used

to increase ease of access to health care services in Inyo's most remote communities by acquiring a mobile clinic for shared use between Southern Inyo Health Care District, Toiyabe Indian Health Project, and, on occasion, Inyo County Public Health. Some of the grant funding will be used to fund a share of existing Department positions, including the HHS Assistant Director and PIQA Manager, who will be responsible for administering, evaluating, and reporting progress on the grant.

COUNTY OF INYO
BUD002A - BUDGET REQUESTS

RUNDATE: 06/30/2022 TODAY'S DATE: 09/02/2022

FOR FISCAL YEARS: 07/01/2020 - 06/30/23

	YTD ACTUALS 06/30/2021	BOARD APPROVED 06/30/2022	WORKING BUDGET 06/30/2022	YTD ACTUALS 06/30/2022	DEPT REQUESTED 06/30/2023	CAO RECOMM 06/30/2023	BOARD APPROVED 06/30/2023
BUDGET UNIT: 045100 HEALTH - GENERAL							
FUND: 0001 GENERAL FUND							
REVENUES:							
4171 - D H R PERMITS	\$750	\$605	\$605	\$648	\$605	\$605	\$0
LICENSES & PERMITS	\$750	\$605	\$605	\$648	\$605	\$605	\$0
4211 - CRIMINAL FINES	\$53	\$10,000	\$10,000	\$0	\$10,000	\$10,000	\$0
FINES & FORFEITURES	\$53	\$10,000	\$10,000	\$0	\$10,000	\$10,000	\$0
4411 - STATE MOTOR VEHICLE IN LIEU TX	\$965,145	\$861,491	\$862,057	\$1,143,242	\$527,190	\$527,190	\$0
4430 - HEALTH REALIGNMENT	\$27,082	\$112,502	\$112,502	\$30,146	\$51,512	\$51,512	\$0
4498 - STATE GRANTS	\$174,017	\$110,541	\$110,541	\$160,236	\$531,247	\$531,247	\$0
4499 - STATE OTHER	\$0	\$79,622	\$139,622	\$53,090	\$95,848	\$95,848	\$0
4552 - FEDERAL OTHER	\$191,506	\$241,958	\$241,958	\$139,600	\$740,555	\$740,555	\$0
AID FROM OTHER GOVT AGENCIES	\$1,357,752	\$1,406,114	\$1,466,680	\$1,526,317	\$1,946,352	\$1,946,352	\$0
4618 - EMS ACCOUNTING	\$34,952	\$34,952	\$34,952	\$32,949	\$32,950	\$32,950	\$0
4701 - VITAL STATISTICS	\$13,622	\$11,635	\$14,529	\$17,120	\$16,000	\$16,000	\$0
4732 - E.M.S. RADIO MAINTENANCE	\$1,575	\$1,575	\$1,575	\$1,575	\$1,575	\$1,575	\$0
4742 - PATIENT PAYMENTS	\$1,950	\$1,000	\$1,000	\$547	\$1,000	\$1,000	\$0
4819 - SERVICES & FEES	\$100	\$100	\$100	\$100	\$100	\$100	\$0
4821 - INTRA COUNTY CHARGES	\$228,512	\$293,634	\$293,634	\$161,498	\$348,335	\$348,335	\$0
CHARGES FOR CURRENT SERVICES	\$280,711	\$342,896	\$345,790	\$213,790	\$399,960	\$399,960	\$0
4998 - OPERATING TRANSFERS IN	\$253,289	\$640,451	\$990,451	\$25	\$852,789	\$852,789	\$0
OTHER FINANCING SOURCES	\$253,289	\$640,451	\$990,451	\$25	\$852,789	\$852,789	\$0
TOTAL REVENUES:	\$1,892,556	\$2,400,066	\$2,813,526	\$1,740,781	\$3,209,706	\$3,209,706	\$0
EXPENSES:							
5001 - SALARIED EMPLOYEES	\$723,177	\$857,580	\$856,655	\$610,277	\$1,281,911	\$1,281,911	\$0
5002 - CONTRACT EMPLOYEES	\$125,059	\$125,745	\$125,745	\$124,581	\$0	\$0	\$0
5003 - OVERTIME	\$42,250	\$16,000	\$16,000	\$6,508	\$0	\$0	\$0
5004 - STANDBY TIME	\$32,353	\$32,640	\$32,640	\$14,574	\$0	\$0	\$0
5005 - HOLIDAY OVERTIME	\$691	\$175	\$1,100	\$600	\$0	\$0	\$0

COUNTY OF INYO
BUD002A - BUDGET REQUESTS

RUNDATE: 06/30/2022 TODAY'S DATE: 09/02/2022

FOR FISCAL YEARS: 07/01/2020 - 06/30/23

	YTD ACTUALS 06/30/2021	BOARD APPROVED 06/30/2022	WORKING BUDGET 06/30/2022	YTD ACTUALS 06/30/2022	DEPT REQUESTED 06/30/2023	CAO RECOMM 06/30/2023	BOARD APPROVED 06/30/2023
5012 - PART TIME EMPLOYEES	\$65,714	\$77,259	\$126,063	\$25,177	\$0	\$0	\$0
5021 - RETIREMENT & SOCIAL SECURITY	\$75,570	\$83,230	\$87,243	\$59,517	\$96,750	\$96,750	\$0
5022 - PERS RETIREMENT	\$88,522	\$95,030	\$95,030	\$66,659	\$136,399	\$136,399	\$0
5024 - RETIREMENT-UNFUNDED LIAB	\$116,823	\$119,298	\$120,781	\$120,781	\$141,243	\$141,243	\$0
5025 - RETIREE HEALTH BENEFITS	\$87,179	\$108,230	\$108,230	\$105,968	\$79,727	\$79,727	\$0
5031 - MEDICAL INSURANCE	\$128,841	\$161,906	\$168,467	\$113,927	\$249,251	\$249,251	\$0
5032 - DISABILITY INSURANCE	\$8,346	\$12,840	\$13,462	\$6,786	\$13,681	\$13,681	\$0
5043 - OTHER BENEFITS	\$29,650	\$16,005	\$16,005	\$12,186	\$6,619	\$6,619	\$0
SALARIES & BENEFITS	\$1,524,180	\$1,705,938	\$1,767,421	\$1,267,546	\$2,005,581	\$2,005,581	\$0
5122 - CELL PHONES	\$5,082	\$4,307	\$4,307	\$3,067	\$2,450	\$2,450	\$0
5131 - FOOD & HOUSEHOLD SUPPLIES	\$0	\$0	\$0	\$48	\$0	\$0	\$0
5157 - MEDICAL MALPRACTICE INSURANCE	\$58,813	\$54,408	\$54,408	\$54,408	\$77,642	\$77,642	\$0
5232 - OFFICE & OTHER EQUIP < \$5,000	\$13,251	\$26,900	\$31,430	\$6,446	\$63,200	\$63,200	\$0
5260 - HEALTH - EMPLOYEE PHYSICALS	\$2,624	\$1,000	\$27,000	\$6,321	\$15,000	\$15,000	\$0
5263 - ADVERTISING	\$156	\$1,500	\$161,500	\$6,509	\$6,000	\$6,000	\$0
5265 - PROFESSIONAL & SPECIAL SERVICE	\$241,583	\$198,452	\$361,842	\$192,988	\$565,064	\$565,064	\$0
5291 - OFFICE, SPACE & SITE RENTAL	\$70,839	\$81,679	\$82,141	\$50,911	\$70,945	\$70,945	\$0
5311 - GENERAL OPERATING EXPENSE	\$57,578	\$131,856	\$130,665	\$56,823	\$115,528	\$115,528	\$0
5326 - LATE FEES & FINANCE CHARGES	\$13	\$0	\$0	\$0	\$0	\$0	\$0
5331 - TRAVEL EXPENSE	\$6,668	\$12,806	\$12,806	\$10,374	\$40,923	\$40,923	\$0
5351 - UTILITIES	\$15,603	\$15,050	\$15,050	\$3,917	\$15,050	\$15,050	\$0
SERVICES & SUPPLIES	\$472,214	\$527,958	\$881,149	\$391,816	\$971,802	\$971,802	\$0
5121 - INTERNAL CHARGES	\$26,270	\$26,274	\$26,274	\$37,526	\$42,630	\$42,630	\$0
5123 - TECH REFRESH EXPENSE	\$15,068	\$13,991	\$13,991	\$13,991	\$16,316	\$16,316	\$0
5127 - MOBILE DEVICE MANAGEMENT-INTER	\$117	\$108	\$108	\$104	\$47	\$47	\$0
5128 - INTERNAL SHREDDING CHARGES	\$1,323	\$1,323	\$1,190	\$1,190	\$1,056	\$1,056	\$0
5129 - INTERNAL COPY CHARGES (NON-IS)	\$5,825	\$8,300	\$8,300	\$5,469	\$6,000	\$6,000	\$0
5152 - WORKERS COMPENSATION	\$22,822	\$17,620	\$17,648	\$17,648	\$15,277	\$15,277	\$0
5155 - PUBLIC LIABILITY INSURANCE	\$9,673	\$27,420	\$27,461	\$27,461	\$23,107	\$23,107	\$0
5315 - COUNTY COST PLAN	\$331,677	\$292,986	\$294,894	\$294,894	\$247,647	\$247,647	\$0
5333 - MOTOR POOL	\$10,305	\$19,905	\$19,905	\$16,413	\$20,000	\$20,000	\$0

COUNTY OF INYO

BUD002A - BUDGET REQUESTS

RUNDATE: 06/30/2022 TODAY'S DATE: 09/02/2022

FOR FISCAL YEARS: 07/01/2020 - 06/30/23

	YTD ACTUALS 06/30/2021	BOARD APPROVED 06/30/2022	WORKING BUDGET 06/30/2022	YTD ACTUALS 06/30/2022	DEPT REQUESTED 06/30/2023	CAO RECOMM 06/30/2023	BOARD APPROVED 06/30/2023
INTERNAL CHARGES	\$423,081	\$407,927	\$409,771	\$414,697	\$372,080	\$372,080	\$0
5501 - SUPPORT & CARE OF PERSONS	\$1,322	\$10,000	\$10,000	\$6,535	\$60,000	\$60,000	\$0
5539 - OTHER AGENCY CONTRIBUTIONS	\$46,570	\$85,000	\$85,000	\$0	\$37,000	\$37,000	\$0
OTHER CHARGES	\$47,893	\$95,000	\$95,000	\$6,535	\$97,000	\$97,000	\$0
5801 - OPERATING TRANSFERS OUT	\$100,817	\$0	\$0	\$0	\$100,000	\$100,000	\$0
OTHER FINANCING USES	\$100,817	\$0	\$0	\$0	\$100,000	\$100,000	\$0
TOTAL EXPENSES:	<u>\$2,568,186</u>	<u>\$2,736,823</u>	<u>\$3,153,341</u>	<u>\$2,080,596</u>	<u>\$3,546,463</u>	<u>\$3,546,463</u>	<u>\$0</u>
BUDGET UNIT: 045100 HEALTH - GENERAL	(\$675,629)	(\$336,757)	(\$339,815)	(\$339,815)	(\$336,757)	(\$336,757)	\$0

CALIFORNIA CHILD SERVICE-ADMIN 045501

DEPARTMENTAL FUNCTIONS

The CCS Administration provides case management and administrative support to assure that appropriate medical care is available for the child with serious and complicated health problems and disabilities. Case enrollment services focus on obtaining the appropriate financial information and medical evaluation to establish client eligibility. A family participating in the CCS Program is assisted with understanding, organizing, and prioritizing the needs and care of the child. CCS case management services include securing medical appointments with medical specialists practicing outside of Inyo County by requesting authorization for specialized medical evaluation and care. As needed, families are assisted with transportation and lodging to benefit from the authorized medical care that is exclusively located outside of Inyo County.

MAJOR ACCOMPLISHMENTS IN FISCAL YEAR 2021-2022

- Local COVID-19 response significantly impacted CCS services this year as local public health staff was re-directed for pandemic response functions. Despite this, CCS staff facilitated medical authorizations to medical providers, allowing children to access specific diagnostic and treatment services paid through the CCS program.
- CCS staff received 198 electronic service authorization requests from providers during the Fiscal Year 2021-2022. Of the 198 electronic SARs that were received, 132 were approved, 47 were denied or rejected, and 19 are pending review from the state.
- CCS provides travel assistance for clients authorized for medical appointments outside of Inyo County. This year, travel was significantly lower than in previous years, as many appointments were cancelled or delayed due to COVID-19. Travel and Maintenance Assistance is a State mandated benefit which is reviewed regularly to ensure clients have the resources needed for out of county travel. All Public Health staff in the CCS program work diligently to ensure that needy families receive transportation assistance, including coordination with Medi-Cal Managed Care transportation assistance programs, or through other programs and agencies. When no other travel assistance is available, the CCS program offers financial assistance to help offset the cost of travel for out-of-county appointments.
- Transitioning children from specialty pediatric providers as they enter adulthood can be a difficult process for families. The CCS case manager focuses on making regular contact with families with a teenager in CCS to support the transition over a five-year term with a goal of total care transfer before the child "ages out" of CCS services.

GOALS FOR FISCAL YEAR 2022-2023

- Maintain CCS case management services and seek opportunities to coordinate with other programs, including Maternal, Child and Health (MCAH), Child, Child Protective Services (CPS), First 5 Inyo County, and Women, Infants and Children (WIC), to ensure a continuum of care and support for families of CCS-eligible children.
- Continue to collaborate with medical providers and other agencies that provide services to the target population to ensure that client medical needs are met.
- Ensure coordination and effective links to Medi-Cal Managed Care plans to increase insurance coverage and transportation to medical appointments for families and children.

DEPARTMENTAL BUDGET REQUEST FOR FISCAL YEAR 2022-2023

The Department's Fiscal Year 2022-2023 Requested Budget represents an overall increase of \$4 in expenditures, and an increase of \$4 in revenues, when compared to the Fiscal Year 2021-2022 Board Approved Budget. As a result, the Requested Net County Cost is increased by \$0.

Personnel Costs increased by \$10,192 compared to the Fiscal Year 2021-2022 Board Approved Budget, due to negotiated COLA and career ladder increases.

Revenues

4411 (STATE MOTOR VEHICLE IN LIEU TX) increased by \$17,171: Due to State realignment swaps, we receive more VLF so correcting budgets to show actual monies used for required match; **4420** (SOCIAL SERVICE REALIGNMENT) decreased by \$17,167: Using VLF Realignment instead of Sales Tax.

Personnel

The Department's Requested Budget represents no change in the number of fulltime equivalent (FTE) positions that are supported by this budget.

See HHS Shift table for personnel spreads between the 23 budgets.

Services & Supplies

5265 (PROFESSIONAL & SPECIAL SERVICE) decreased by \$46: Projected expenditures based on prior year analysis; **5291** (OFFICE, SPACE & SITE RENTAL) decreased by \$130: Projected expenditures based on prior year analysis; **5351** (UTILITIES) decreased by \$1,200: Projected expenditures based on prior year analysis. Many of these costs are now internal charges.

Support & Care of Persons

(There are no changes in this object category from the previous fiscal year.)

Fixed Assets

(There are no changes in this object category from the previous fiscal year.)

FISCAL YEAR 2022-2023 REDUCTION IMPACTS TO BASE BUDGET

None

FISCAL YEAR 2022-2023 STATE/FEDERAL FUNDING SUMMARY

The State allocation is driven by caseload numbers and the child's health insurance status.

FISCAL YEAR 2022-2023 REGULATORY COMPLIANCE SUMMARY

Counties are mandated to provide CCS through either their Public Health or Social Services programs (Health and Safety Code Section 123850).

MAJOR POLICY CONSIDERATIONS BEING REQUESTED

None

COUNTY OF INYO
BUD002A - BUDGET REQUESTS

RUNDATE: 06/30/2022 TODAY'S DATE: 09/02/2022

FOR FISCAL YEARS: 07/01/2020 - 06/30/23

	YTD ACTUALS 06/30/2021	BOARD APPROVED 06/30/2022	WORKING BUDGET 06/30/2022	YTD ACTUALS 06/30/2022	DEPT REQUESTED 06/30/2023	CAO RECOMM 06/30/2023	BOARD APPROVED 06/30/2023
BUDGET UNIT: 045501 CALIFORNIA CHILD SERVICE-ADMIN							
FUND: 0001 GENERAL FUND							
REVENUES:							
4411 - STATE MOTOR VEHICLE IN LIEU TX	\$0	\$0	\$0	\$0	\$17,171	\$17,171	\$0
4420 - SOCIAL SERVICE REALIGNMENT	\$5,085	\$17,167	\$17,167	\$11,051	\$0	\$0	\$0
4498 - STATE GRANTS	\$76,531	\$93,449	\$93,449	\$90,533	\$93,449	\$93,449	\$0
4499 - STATE OTHER	\$0	\$0	\$69,000	\$69,000	\$0	\$0	\$0
AID FROM OTHER GOVT AGENCIES	\$81,616	\$110,616	\$179,616	\$170,584	\$110,620	\$110,620	\$0
TOTAL REVENUES:	\$81,616	\$110,616	\$179,616	\$170,584	\$110,620	\$110,620	\$0
EXPENSES:							
5001 - SALARIED EMPLOYEES	\$36,337	\$48,486	\$48,486	\$48,176	\$53,667	\$53,667	\$0
5021 - RETIREMENT & SOCIAL SECURITY	\$2,819	\$3,758	\$3,758	\$3,403	\$4,154	\$4,154	\$0
5022 - PERS RETIREMENT	\$4,514	\$4,550	\$4,550	\$4,545	\$5,225	\$5,225	\$0
5024 - RETIREMENT-UNFUNDED LIAB	\$9,058	\$9,249	\$9,249	\$9,249	\$10,432	\$10,432	\$0
5031 - MEDICAL INSURANCE	\$11,424	\$18,552	\$18,413	\$18,277	\$21,300	\$21,300	\$0
5032 - DISABILITY INSURANCE	\$405	\$584	\$584	\$501	\$593	\$593	\$0
5043 - OTHER BENEFITS	\$2,347	\$0	\$139	\$160	\$0	\$0	\$0
SALARIES & BENEFITS	\$66,907	\$85,179	\$85,179	\$84,314	\$95,371	\$95,371	\$0
5265 - PROFESSIONAL & SPECIAL SERVICE	\$105	\$225	\$69,300	\$69,171	\$179	\$179	\$0
5291 - OFFICE, SPACE & SITE RENTAL	\$0	\$1,922	\$1,963	\$1,964	\$1,792	\$1,792	\$0
5311 - GENERAL OPERATING EXPENSE	\$106	\$200	\$200	\$101	\$200	\$200	\$0
5326 - LATE FEES & FINANCE CHARGES	\$0	\$0	\$120	\$59	\$0	\$0	\$0
5351 - UTILITIES	\$1,352	\$1,400	\$206	\$21	\$200	\$200	\$0
SERVICES & SUPPLIES	\$1,564	\$3,747	\$71,789	\$71,316	\$2,371	\$2,371	\$0
5121 - INTERNAL CHARGES	\$886	\$750	\$1,708	\$1,658	\$2,908	\$2,908	\$0
5129 - INTERNAL COPY CHARGES (NON-IS)	\$21	\$115	\$115	\$11	\$100	\$100	\$0
5152 - WORKERS COMPENSATION	\$708	\$590	\$590	\$590	\$912	\$912	\$0
5155 - PUBLIC LIABILITY INSURANCE	\$589	\$918	\$918	\$918	\$1,458	\$1,458	\$0
5315 - COUNTY COST PLAN	\$0	\$11,817	\$11,817	\$11,817	\$0	\$0	\$0

COUNTY OF INYO
BUD002A - BUDGET REQUESTS

RUNDATE: 06/30/2022 TODAY'S DATE: 09/02/2022

FOR FISCAL YEARS: 07/01/2020 - 06/30/23

	YTD ACTUALS 06/30/2021	BOARD APPROVED 06/30/2022	WORKING BUDGET 06/30/2022	YTD ACTUALS 06/30/2022	DEPT REQUESTED 06/30/2023	CAO RECOMM 06/30/2023	BOARD APPROVED 06/30/2023
INTERNAL CHARGES	\$2,204	\$14,190	\$15,148	\$14,994	\$5,378	\$5,378	\$0
5501 - SUPPORT & CARE OF PERSONS	\$4,502	\$7,500	\$7,500	\$1,130	\$7,500	\$7,500	\$0
OTHER CHARGES	\$4,502	\$7,500	\$7,500	\$1,130	\$7,500	\$7,500	\$0
TOTAL EXPENSES:	<u>\$75,178</u>	<u>\$110,616</u>	<u>\$179,616</u>	<u>\$171,756</u>	<u>\$110,620</u>	<u>\$110,620</u>	<u>\$0</u>
BUDGET UNIT: 045501 CALIFORNIA CHILD SERVICE-ADMIN	\$6,437	\$0	\$0	(\$1,172)	\$0	\$0	\$0

CALIFORNIA CHILDREN SERVICE

045500

DEPARTMENTAL FUNCTIONS

CCS Medical Therapy Program (MTP) is based on the premise that all children should have adequate medical care to prevent disabilities and that each County must assist in providing for that care according to California Code of Regulations and the US Title 20, "Individuals with Disabilities Education Act." Services are available to children with serious access and functional needs, without regard to financial eligibility if their educational or physical development would be impeded without services. This portion of the CCS program provides direct treatment for the child with needs specific to physical and occupational therapy, and special equipment such as braces, walkers, wheelchairs, lifts, beds, and therapeutic equipment for personal use. Ongoing provision of Medical Therapy Conference (MTC) services requires nurse case management of referrals, obtaining medical histories and appropriate tests, coordinating appointments, and facilitating follow up authorization for medical care and services. Local MTC brings the services to our community and schools, in accordance with the interagency agreement between the California State Department of Health Services and the California Office of Education.

MAJOR ACCOMPLISHMENTS IN FISCAL YEAR 2021-2022

- Inyo and Mono County CCS programs typically work together to coordinate two Medical Therapy Conferences per year. During FY 21-22, the Fall MTC was cancelled due to COVID-19 travel restrictions and safety considerations. The Spring MTC occurred in April 2022. Medical providers from the Children's Hospital of Los Angeles and Los Angeles CCS Medical Therapy Unit assessed nine Inyo County high-risk children. The providers' MTC multidisciplinary plans identified and provided necessary documentation for the clients' health insurance approval for upcoming surgeries, outpatient services, and durable medical equipment.
- Ongoing case management includes coordinating audiology services and oral/motor assessments for speech therapy for children from newborn to eighteen years of age with Special Education and staff of the Inyo County Superintendent of Schools. Without these services, special needs children in Inyo County would have limited opportunities for appropriate education support within the school. Case management was significantly impacted by staff redirection to COVID-19 response.

GOALS FOR FISCAL YEAR 2022-2023

- Continue reviewing MTC procedures to identify a more effective model, in collaboration with MTC providers and the Mono County CCS program.
- Maintain collaboration with other county services and outside agencies that provide services to MTP clients to ensure that children who need special equipment and/or therapy continue to receive services in an efficient and effective manner.

DEPARTMENTAL BUDGET REQUEST FOR FISCAL YEAR 2022-2023

The Department's Fiscal Year 2022-2023 Requested Budget represents an overall increase of \$1,441 in expenditures, and an increase of \$1,441 in revenues, when compared to the Fiscal Year 2021-2022 Board Approved Budget. As a result, the Requested Net County Cost is increased by \$0.

Personnel Costs increased by \$1,176 compared to the Fiscal Year 2021-2022 Board Approved Budget, due to negotiated COLA increases.

Revenues

4411 (STATE MOTOR VEHICLE IN LIEU TX) increased by \$9,655: This is an increase of required match; **4420** (SOCIAL SERVICE REALIGNMENT) decreased by \$8,214: Moved to different object code to reflect actual monies received.

Personnel

The Department's Requested Budget represents no change in the number of fulltime equivalent (FTE) positions that are supported by this budget.

There is no change in FTE. See HHS Shift table for personnel spreads between the 23 budgets.

Services & Supplies

(There are no changes in this object category from the previous fiscal year.)

Support & Care of Persons

(There are no changes in this object category from the previous fiscal year.)

Fixed Assets

(There are no changes in this object category from the previous fiscal year.)

FISCAL YEAR 2022-2023 REDUCTION IMPACTS TO BASE BUDGET

None

FISCAL YEAR 2022-2023 STATE/FEDERAL FUNDING SUMMARY

CCS remains a program that is carved out of the Medi-Cal expansion in California, but will be reorganized under CalAIM in future years.

FISCAL YEAR 2022-2023 REGULATORY COMPLIANCE SUMMARY

Counties are mandated to provide CCS through either their public health or social services programs (Health and Safety Code Section 123850).

MAJOR POLICY CONSIDERATIONS BEING REQUESTED

None

COUNTY OF INYO
BUD002A - BUDGET REQUESTS

RUNDATE: 06/30/2022 TODAY'S DATE: 09/02/2022

FOR FISCAL YEARS: 07/01/2020 - 06/30/23

	YTD ACTUALS 06/30/2021	BOARD APPROVED 06/30/2022	WORKING BUDGET 06/30/2022	YTD ACTUALS 06/30/2022	DEPT REQUESTED 06/30/2023	CAO RECOMM 06/30/2023	BOARD APPROVED 06/30/2023
BUDGET UNIT: 045500 CALIFORNIA CHILDREN SERVICE							
FUND: 0001 GENERAL FUND							
REVENUES:							
4411 - STATE MOTOR VEHICLE IN LIEU TX	\$0	\$0	\$0	\$0	\$9,655	\$0	\$0
4420 - SOCIAL SERVICE REALIGNMENT	\$18,434	\$8,214	\$8,214	\$0	\$0	\$9,655	\$0
4498 - STATE GRANTS	\$4,108	\$13,203	\$13,203	\$11,717	\$13,203	\$13,203	\$0
AID FROM OTHER GOVT AGENCIES	\$22,542	\$21,417	\$21,417	\$11,717	\$22,858	\$22,858	\$0
TOTAL REVENUES:	\$22,542	\$21,417	\$21,417	\$11,717	\$22,858	\$22,858	\$0
EXPENSES:							
5001 - SALARIED EMPLOYEES	\$3,534	\$7,430	\$7,307	\$7,492	\$8,134	\$8,134	\$0
5021 - RETIREMENT & SOCIAL SECURITY	\$289	\$577	\$577	\$565	\$630	\$630	\$0
5022 - PERS RETIREMENT	\$349	\$697	\$697	\$686	\$745	\$745	\$0
5024 - RETIREMENT-UNFUNDED LIAB	\$1,741	\$1,778	\$1,778	\$1,778	\$2,006	\$2,006	\$0
5031 - MEDICAL INSURANCE	\$525	\$855	\$978	\$968	\$998	\$998	\$0
5032 - DISABILITY INSURANCE	\$43	\$90	\$90	\$83	\$90	\$90	\$0
SALARIES & BENEFITS	\$6,483	\$11,427	\$11,427	\$11,574	\$12,603	\$12,603	\$0
5265 - PROFESSIONAL & SPECIAL SERVICE	\$18,808	\$9,886	\$9,886	\$0	\$9,886	\$9,886	\$0
SERVICES & SUPPLIES	\$18,808	\$9,886	\$9,886	\$0	\$9,886	\$9,886	\$0
5152 - WORKERS COMPENSATION	\$115	\$41	\$41	\$41	\$142	\$142	\$0
5155 - PUBLIC LIABILITY INSURANCE	\$95	\$63	\$63	\$63	\$227	\$227	\$0
INTERNAL CHARGES	\$210	\$104	\$104	\$104	\$369	\$369	\$0
TOTAL EXPENSES:	\$25,501	\$21,417	\$21,417	\$11,678	\$22,858	\$22,858	\$0
BUDGET UNIT: 045500 CALIFORNIA CHILDREN SERVICE	(\$2,959)	\$0	\$0	\$38	\$0	\$0	\$0

CBCAP 642515

DEPARTMENTAL FUNCTIONS

This program is funded by the Office of Child Abuse Prevention within the California Department of Social Services. The program targets high-risk children and families in low income communities, and provides home visiting, transportation, and linkages to health care and other resources. These funds are expended exclusively in Tecopa, Shoshone and Furnace Creek communities. Health and Human Services staff based in Tecopa serve as client liaisons to other Health and Human Services as well as to services provided by other community-based nonprofit organizations.

MAJOR ACCOMPLISHMENTS IN FISCAL YEAR 2021-2022

- Assisted approximately one hundred and twenty-five (125) families and individuals in southeast Inyo in applying for public assistance programs such as Medi-Cal, CalFresh and CalWORKs, including outreach and assistance in submission of application and required documentation. Assisted individuals affected by the pandemic with connection to the Employment Development Department to apply for benefits. Outreach and parent education support was provided to families to ensure that children had timely access to food and medical services, thus reducing the risk for neglect and more costly interventions.
- Continued to conduct outreach for child abuse prevention as requested, ensuring the community is aware of the signs of suspected child abuse and ways to help families in their communities. Distributed electronically and in paper, flyers/brochures, newsletters, socially electronic engagement projects to ~300 individuals/families. Outreach provided to areas including Chicago Valley, Tecopa, Shoshone, Charleston View, Death Valley National Park vicinity and the Death Valley Timbisha Shoshone Tribe. Information included but was not limited to Parenting Programs, socially electronically/virtual engagement projects and other supportive services and assistance that were offered and available to the geographically isolated families and individuals in the Southeast Inyo area.
- Continued use of alternative outreach modalities established during the pandemic in coordination with in-person outreach which has expanded the number of people contacted. Through coordination with the schools and the National Park Service, outreach materials and information was distributed to not only our local communities, but we were able to reach many families in the broader communities, including Death Valley.
- Provided disaster preparedness efforts and continued coordination with the Tecopa Fire Department, Emergency Medical Services and the American Red Cross for the families and individuals in the area.
- Provided Triple P parenting education support on an individualized and group basis to isolated families. Co-hosted thirteen (13) zoom parenting sessions, two (2) one-on-one phone parenting sessions.

GOALS FOR FISCAL YEAR 2022-2023

- Continue disaster preparedness efforts and develop contingency plans in the event that the community is isolated by a disaster, including the community potluck event that supports the community's maintenance of a food bank that ensures families have adequate access to food in the event of a crisis or other emergency.
- Continue outreach to high-risk children and families to provide information, resources to strengthen the families' abilities to prevent child abuse or out of home placement, drug and alcohol abuse, domestic violence, as well as addressing mental health issues.

- Provide Triple P Parenting classes to families as a community-based group, or individualized as needed to enhance the supports provided to families in Southern Inyo.
- Coordinate quarterly meetings of the HHS Coalition in Southeastern Inyo with the HHS Director and/or her designee's attendance, including outreach to community partners such as the Death Valley School District.
- Continue to utilize the videoconferencing equipment in the Tecopa Community Center to access remote services as appropriate and aid in accessing services, including, but not limited to CalFresh, Medi-Cal, Behavioral Health Services, cash assistance and other supportive services as identified and continue to collaborate with partner agencies identifying barriers and ensuring access to services are available to clients in outlying areas.

DEPARTMENTAL BUDGET REQUEST FOR FISCAL YEAR 2022-2023

The Department's Fiscal Year 2022-2023 Requested Budget represents an overall increase of \$42,821 in expenditures, and an increase of \$52,821 in revenues, when compared to the Fiscal Year 2021-2022 Board Approved Budget. As a result, the Requested Net County Cost is decreased by \$10,000.

Personnel Costs decreased by \$3,412 compared to the Fiscal Year 2021-2022 Board Approved Budget, due to change in FTE in the budget.

Revenues

4498 (STATE GRANTS) decreased by \$751: Projected allocation using prior year information; **4499** (STATE OTHER) increased by \$53,572: These are American Recuse Plan Act (ARPA) monies that were allocated to Inyo County.

Personnel

The Department's Requested Budget represents a decrease in the number of fulltime equivalent (FTE) positions that are supported by this budget.

There is a .06 decrease in FTE.

See HHS Shift table for personnel spreads between the 23 budgets.

Services & Supplies

5265 (PROFESSIONAL & SPECIAL SERVICE) increased by \$50,000: This is a contract with ICOE using the ARPA funds.

Support & Care of Persons

(There are no changes in this object category from the previous fiscal year.)

Fixed Assets

(There are no changes in this object category from the previous fiscal year.)

FISCAL YEAR 2022-2023 REDUCTION IMPACTS TO BASE BUDGET

None

FISCAL YEAR 2022-2023 STATE/FEDERAL FUNDING SUMMARY

This is federal funding that has not experienced any decreases in the last two fiscal years.

FISCAL YEAR 2022-2023 REGULATORY COMPLIANCE SUMMARY

This is not a mandated program and the small allocation has allowed us to augment two full-time positions based in the Tecopa community. These two positions are made whole by braiding CBCAP with funding from ESAAA, Social Services, Tobacco Control Program, Substance Use Disorder services, and Mental Health

MAJOR POLICY CONSIDERATIONS BEING REQUESTED

None

COUNTY OF INYO
BUD002A - BUDGET REQUESTS

RUNDATE: 06/30/2022 TODAY'S DATE: 09/02/2022

FOR FISCAL YEARS: 07/01/2020 - 06/30/23

	YTD ACTUALS 06/30/2021	BOARD APPROVED 06/30/2022	WORKING BUDGET 06/30/2022	YTD ACTUALS 06/30/2022	DEPT REQUESTED 06/30/2023	CAO RECOMM 06/30/2023	BOARD APPROVED 06/30/2023
BUDGET UNIT: 642515 CBCAP							
FUND: 6840 CBCAP							
REVENUES:							
4301 - INTEREST FROM TREASURY	\$7	\$0	\$0	(\$12)	\$0	\$0	\$0
REV USE OF MONEY & PROPERTY	\$7	\$0	\$0	(\$12)	\$0	\$0	\$0
4498 - STATE GRANTS	\$28,133	\$28,133	\$27,382	\$27,382	\$27,382	\$27,382	\$0
4499 - STATE OTHER	\$0	\$0	\$0	\$0	\$53,572	\$53,572	\$0
AID FROM OTHER GOVT AGENCIES	\$28,133	\$28,133	\$27,382	\$27,382	\$80,954	\$80,954	\$0
TOTAL REVENUES:	\$28,140	\$28,133	\$27,382	\$27,369	\$80,954	\$80,954	\$0
EXPENSES:							
5001 - SALARIED EMPLOYEES	\$14,987	\$11,350	\$11,350	\$11,311	\$8,244	\$8,244	\$0
5021 - RETIREMENT & SOCIAL SECURITY	\$1,135	\$881	\$881	\$867	\$639	\$639	\$0
5022 - PERS RETIREMENT	\$1,472	\$1,066	\$1,066	\$1,039	\$755	\$755	\$0
5024 - RETIREMENT-UNFUNDED LIAB	\$3,252	\$3,321	\$3,321	\$3,321	\$3,746	\$3,746	\$0
5031 - MEDICAL INSURANCE	\$1,472	\$1,045	\$1,045	\$1,200	\$912	\$912	\$0
5032 - DISABILITY INSURANCE	\$161	\$137	\$137	\$126	\$92	\$92	\$0
SALARIES & BENEFITS	\$22,482	\$17,800	\$17,800	\$17,866	\$14,388	\$14,388	\$0
5265 - PROFESSIONAL & SPECIAL SERVICE	\$0	\$0	\$0	\$0	\$50,000	\$50,000	\$0
SERVICES & SUPPLIES	\$0	\$0	\$0	\$0	\$50,000	\$50,000	\$0
5152 - WORKERS COMPENSATION	\$207	\$240	\$240	\$240	\$215	\$215	\$0
5155 - PUBLIC LIABILITY INSURANCE	\$172	\$374	\$374	\$374	\$344	\$344	\$0
5315 - COUNTY COST PLAN	\$5,517	\$3,189	\$3,189	\$3,189	\$0	\$0	\$0
5333 - MOTOR POOL	\$0	\$6,530	\$5,779	\$1,357	\$6,007	\$6,007	\$0
INTERNAL CHARGES	\$5,896	\$10,333	\$9,582	\$5,160	\$6,566	\$6,566	\$0
TOTAL EXPENSES:	\$28,378	\$28,133	\$27,382	\$23,027	\$70,954	\$70,954	\$0
BUDGET UNIT: 642515 CBCAP	(\$238)	\$0	\$0	\$4,341	\$10,000	\$10,000	\$0

CHILD HLTH AND DISABILITY PREV

045102

DEPARTMENTAL FUNCTIONS

This program provides local leadership in the identification of children's health needs and the development of countywide goals to promote Child Health and Disability Prevention (CHDP), facilitates access to care for the targeted population and provides health assessments for the early detection and prevention of disease and disabilities in children by providing assistance obtaining needed diagnostic and treatment services. CHDP is California's version of the federal children's Medicaid requirement.

MAJOR ACCOMPLISHMENTS IN FISCAL YEAR 2021-2022

- COVID-19 significantly impacted CHDP services this year as local public health staff was re-directed to pandemic response functions. Additionally, as many case management functions transition to managed Medi-Cal plans, Inyo County Public Health has reduced CHDP activities commensurately. The California Department of Health Care Services has indicated that the program will sunset in fiscal year 22-23.
- A Public Health Nurse that is partially funded with CHDP provided case management to ensure children in placement receive timely and appropriate medical and dental care.

GOALS FOR FISCAL YEAR 2022-2023

- Enact modified plans for CHDP activities to ensure smooth transition when the program ends June 30, 2023
- Reclassify a Nurse Case Manager in Social Services to a Public Health Nurse Case Manager that will be able to meet a variety of case management and assessment needs, including foster care nursing that is funded under CHDP. This position will provide Foster Care Nurse case management in order to ensure that the health needs of the children in placement, and those children preparing to transition into independent living as adults, are monitored and effectively addressed.

DEPARTMENTAL BUDGET REQUEST FOR FISCAL YEAR 2022-2023

The Department's Fiscal Year 2022-2023 Requested Budget represents an overall increase of \$6,106 in expenditures, and an increase of \$6,106 in revenues, when compared to the Fiscal Year 2021-2022 Board Approved Budget. As a result, the Requested Net County Cost is increased by \$0.

Personnel Costs increased by \$8,205 compared to the Fiscal Year 2021-2022 Board Approved Budget, due to negotiated COLA and addition of nurse to budget for new allocation..

Revenues

4498 (STATE GRANTS) increased by \$6,106: New allocation for lead prevention program.

Personnel

The Department's Requested Budget represents an increase in the number of fulltime equivalent (FTE) positions that are supported by this budget.

There is a .03 increase in FTE.

See HHS Shift table for personnel spreads between the 23 budgets.

Services & Supplies

5265 (PROFESSIONAL & SPECIAL SERVICE) decreased by \$73: Projected expenditures based on prior year analysis; **5291** (OFFICE, SPACE & SITE RENTAL) decreased by \$408: Projected expenditures based on prior year analysis; **5351** (UTILITIES) decreased by \$600: Projected expenditures based on prior year analysis. Many of these costs are now internal charges.

Support & Care of Persons

(There are no changes in this object category from the previous fiscal year.)

Fixed Assets

(There are no changes in this object category from the previous fiscal year.)

FISCAL YEAR 2022-2023 REDUCTION IMPACTS TO BASE BUDGET

The FY 20/21 Governor's May Revise proposed elimination of CHDP case management funding and maintained the Foster Care Nurse case management. The funding was not eliminated upon budget adoption last year, but was once again identified for elimination during FY21/22. After negotiations with Counties, the CA Department of Health Services pushed the sunset date for the CHDP program to June 30, 2023. The Health and Human Services Department anticipated the end of the CHDP program and has already taken steps to minimize staff time in the budget. The Department continues to monitor this issue and will adjust service provision and budget costs accordingly.

FISCAL YEAR 2022-2023 STATE/FEDERAL FUNDING SUMMARY

This is Federal funding passed to the County through the State. The funding has historically been stable, but the State has indicated that portions of the CHDP program will not continue beyond June 30, 2023. Foster Care Nursing funds are expected to continue being allocated to Counties and will continue to be budgeted in the County CHDP budget in future years.

FISCAL YEAR 2022-2023 REGULATORY COMPLIANCE SUMMARY

Per Health and Safety Code Section 124040, the County shall establish a community CHDP program and may contract with public or private entities to provide the services. Regulations regarding CHDP requirements are expected to change when the CHDP program sunsets June 30, 2023.

MAJOR POLICY CONSIDERATIONS BEING REQUESTED

The California Department of Health Care Services has indicated that the CHDP program will sunset June 30, 2023. However, Counties will continue to provide foster care nursing services. In order to ensure closer coordination with Child Welfare, the Department recommends reclassifying one Registered Nurse Case Manager in the Social Services budget to a Public Health Nurse Case Manager at Range 80. This will allow a nurse who is truly embedded in Social Services to provide a wider array of services, including foster care nursing, which must be performed by a Public Health Nurse.

COUNTY OF INYO
BUD002A - BUDGET REQUESTS

RUNDATE: 06/30/2022 TODAY'S DATE: 09/02/2022

FOR FISCAL YEARS: 07/01/2020 - 06/30/23

	YTD ACTUALS 06/30/2021	BOARD APPROVED 06/30/2022	WORKING BUDGET 06/30/2022	YTD ACTUALS 06/30/2022	DEPT REQUESTED 06/30/2023	CAO RECOMM 06/30/2023	BOARD APPROVED 06/30/2023
BUDGET UNIT: 045102 CHILD HLTH AND DISABILITY PREV							
FUND: 0001 GENERAL FUND							
REVENUES:							
4498 - STATE GRANTS	\$54,647	\$51,906	\$51,906	\$35,772	\$58,012	\$58,012	\$0
AID FROM OTHER GOVT AGENCIES	\$54,647	\$51,906	\$51,906	\$35,772	\$58,012	\$58,012	\$0
TOTAL REVENUES:	<u>\$54,647</u>	<u>\$51,906</u>	<u>\$51,906</u>	<u>\$35,772</u>	<u>\$58,012</u>	<u>\$58,012</u>	<u>\$0</u>
EXPENSES:							
5001 - SALARIED EMPLOYEES	\$25,306	\$27,118	\$27,118	\$11,943	\$30,954	\$30,954	\$0
5021 - RETIREMENT & SOCIAL SECURITY	\$2,314	\$2,205	\$2,205	\$954	\$2,397	\$2,397	\$0
5022 - PERS RETIREMENT	\$2,973	\$2,980	\$2,980	\$1,495	\$3,148	\$3,148	\$0
5024 - RETIREMENT-UNFUNDED LIAB	\$6,386	\$6,522	\$6,522	\$6,522	\$7,356	\$7,356	\$0
5031 - MEDICAL INSURANCE	\$1,510	\$1,265	\$1,265	\$778	\$5,764	\$5,764	\$0
5032 - DISABILITY INSURANCE	\$313	\$343	\$343	\$138	\$343	\$343	\$0
5043 - OTHER BENEFITS	\$1,249	\$1,324	\$1,324	\$558	\$0	\$0	\$0
SALARIES & BENEFITS	\$39,524	\$41,757	\$41,757	\$22,390	\$49,962	\$49,962	\$0
5265 - PROFESSIONAL & SPECIAL SERVICE	\$53	\$95	\$95	\$45	\$22	\$22	\$0
5291 - OFFICE, SPACE & SITE RENTAL	\$1,106	\$566	\$566	\$638	\$158	\$158	\$0
5311 - GENERAL OPERATING EXPENSE	\$101	\$5,880	\$5,880	\$28	\$5,880	\$5,880	\$0
5326 - LATE FEES & FINANCE CHARGES	\$0	\$0	\$0	\$0	\$0	\$0	\$0
5351 - UTILITIES	\$895	\$1,200	\$1,200	\$11	\$600	\$600	\$0
SERVICES & SUPPLIES	\$2,157	\$7,741	\$7,741	\$723	\$6,660	\$6,660	\$0
5121 - INTERNAL CHARGES	\$531	\$500	\$500	\$603	\$750	\$750	\$0
5129 - INTERNAL COPY CHARGES (NON-IS)	\$6	\$75	\$75	\$10	\$100	\$100	\$0
5152 - WORKERS COMPENSATION	\$960	\$717	\$717	\$717	\$208	\$208	\$0
5155 - PUBLIC LIABILITY INSURANCE	\$798	\$1,116	\$1,116	\$1,116	\$332	\$332	\$0
INTERNAL CHARGES	\$2,295	\$2,408	\$2,408	\$2,446	\$1,390	\$1,390	\$0
TOTAL EXPENSES:	<u>\$43,978</u>	<u>\$51,906</u>	<u>\$51,906</u>	<u>\$25,561</u>	<u>\$58,012</u>	<u>\$58,012</u>	<u>\$0</u>
BUDGET UNIT: 045102 CHILD HLTH AND DISABILITY PREV	\$10,668	\$0	\$0	\$10,210	\$0	\$0	\$0

COMMUNITY MENTAL HEALTH

045200

DEPARTMENTAL FUNCTIONS

Child and Family Mental Health Services include predominantly field-based outreach, assessment and coordinated treatment services to children with emotional disturbance and their families. This includes groups, rehabilitation, case management, therapeutic behavior services, family counseling, Parent Child Interactive Therapy (PCIT), crisis intervention and medication services.

Adult and Older Adult Mental Health Services include outreach, assessment, and integrated treatment services to adults and older adults with severe mental illness or co-occurring mental illness/substance abuse issues meeting the "medical necessity" criteria AND who are either Medi-Cal beneficiaries or indigents. This includes medication, psychotherapy, rehabilitation, groups, case management, residential, crisis intervention, and LPS (Welfare & Institutions Code 5150) services.

A Substance Abuse & Mental Health Services Administration (SAMHSA) Federal Mental Health Block Grant (MHBG) is used to partially fund the licensed 24-hour, 12-bed board and care facility, Progress House, for adults experiencing acute symptoms of mental illness and who are in need of long-term or respite care. Staff members at Progress House also provide first line contact for after-hours mental health calls.

The Mental Health Services Act (MHSA) is intended to expand county mental health programs to focus on un-served/underserved Inyo County residents with severe mental illness. Staff members use a wellness center and field-based recovery approach to mental illnesses to promote the successful integration of mental health consumers into the workplace & the community. Outreach & prevention strategies are also used to target isolated older adults.

MAJOR ACCOMPLISHMENTS IN FISCAL YEAR 2021-2022

- Despite COVID restrictions, Behavioral Health continued to provide services remotely via telehealth and provided specialty mental health outpatient services to 461 unduplicated clients, including 132 children who were not able to attend school during most of 2021. These numbers represent the period ending March 2022.
- Fully implemented Child & Adolescent Needs and Strengths Assessment (CANS) as part of integrated cross agency Child Family Teaming (CFT) and implemented Family Urgent Response (FURS) for foster youth. Conducted virtual groups for youth, as part of the COVID-19 response, including a group for LBGTQ+ youth and utilized trauma-informed and culturally relevant interventions as well as a focus on resiliency.
- Progress House maintained an average population of eight clients in addition to being the point of contact for all crisis calls.
- MHSA funding was allocated to support services at the Wellness Center sites in Bishop and in Lone Pine with strong support given to persons experiencing homelessness. Wellness Centers provided supportive services including linkage to food assistance, housing assistance, financial assistance, linkage to medical and dental care, and linkage to employment and eligibility services, as well as provided meals, showers, and laundry facilities during the day between the hours of 8:00 a.m. and 5:00 p.m. Monday through Friday. The funding from MHSA may also be used to provide temporary housing in locals hotels with case management services. In addition, adults who qualify for representative payee services receive assistance with money management to ensure they remain stable in their homes and are able to meet their basic needs.

- Participated in the Trauma Informed Care training program with the goal of becoming a trauma informed agency. Trauma Informed Care or "TIC," is intended to teach medical and behavioral healthcare providers to see patients in terms of their life experience rather than in terms of disease according to the Western medical model.

GOALS FOR FISCAL YEAR 2022-2023

- Implement protocols for crisis response to include improved partnering with law enforcement to de-escalate non-emergent crises, and improved coordination with hospital emergency departments such that consumers who meet legal 5150 criteria are transported to the CSU in Ridgecrest when they're medically stable for transport, or to Kern Behavioral Health Hospital once patient is medically cleared.
- Implement quarterly community collaborative meetings to include division's Mental Health and SUD program staff, Inyo County Sheriff, Inyo County Probation, CPS, APS, Inyo County Court officers, Bishop Police, Toiyabe Family Services, Bishop-Paiute Tribal Police, and other community partners to ensure continuity of care and to identify gaps in services.
- Provide Mental Health First Aid training and other state-required training for community members who want to become Peer Support Specialists, and for case management staff who need training for mobile crisis outreach. Provide ASIST training for front office staff and Progress House staff. Implement multi-disciplinary approach to families and utilize Wraparound model for families and for justice-involved clients who are re-entering communities.
- Implement evidence-based practices for effective treatment of cultural, trans-generational, and familial trauma, including co-occurring eating disorders, substance dependence, depressive disorders, anxiety and panic disorders, and psychotic disorders, as well as improve and build out jail services to include comprehensive re-entry case coordination in preparation for implementation of CARE Court Initiative.
- Increase level of capacity to serve Spanish-speaking clients by hiring bilingual/ bicultural staff and by partnering with agencies or contractors to provide services in Spanish.

DEPARTMENTAL BUDGET REQUEST FOR FISCAL YEAR 2022-2023

The Department's Fiscal Year 2022-2023 Requested Budget represents an overall increase of \$1,761,692 in expenditures, and an increase of \$1,761,692 in revenues, when compared to the Fiscal Year 2021-2022 Board Approved Budget. As a result, the Requested Net County Cost is increased by \$0.

Personnel Costs increased by \$314,233 compared to the Fiscal Year 2021-2022 Board Approved Budget, due to increase in FTE and negotiated COLA.

Revenues

4460 (REALIGNMENT - 2011) decreased by \$126,485: Projected Base from report posted on State Controller's website; **4498** (STATE GRANTS) increased by \$906,260: Projected revenue based on prior year analysis; **4499** (STATE OTHER) increased by \$279,251: We received two new grants to address Behavioral Health issues in the community; **4555** (FEDERAL GRANTS) increased by \$402,293: We received two COVID relief grants that will allow training for staff and the community, offset some staff expenses and EHR upgrades; **4722** (FEDERAL MEDICARE MEDICAID) increased by \$2,000: Projected revenue based on prior year analysis; **4747** (INSURANCE PAYMENTS) decreased by \$2,500: Projected revenue based on prior year analysis; **4821** (INTRA COUNTY CHARGES) increased by \$236,270: We have requested a full time Psychotherapist to assist with client needs at the jail and have received housing monies;

4998 (OPERATING TRANSFERS IN) increased by \$64,603: These are grant monies that have been placed in interest bearing trusts. The monies will be moved in quarterly to reconcile the expenses.

Personnel

The Department's Requested Budget represents an increase in the number of fulltime equivalent (FTE) positions that are supported by this budget.

There is a 1.42 increase in FTE.

See HHS Shift table for personnel spreads between the 23 budgets.

Services & Supplies

5122 (CELL PHONES) decreased by \$2,251: Projected expenditures based on prior year analysis; **5157** (MEDICAL MALPRACTICE INSURANCE) increased by \$23,232: Fixed cost; **5232** (OFFICE & OTHER EQUIP < \$5,000) increased by \$1,300: Projected expenditures based on prior year analysis; **5265** (PROFESSIONAL & SPECIAL SERVICE) increased by \$1,785,606: This includes new grant funding for the schools to provide additional Mental Health services. We will also be contracting with CalMHSA to provide support to implement the CalAIM changes; **5291** (OFFICE, SPACE & SITE RENTAL) increased by \$1,578: Projected expenditures based on prior year analysis; **5311** (GENERAL OPERATING EXPENSE) increased by \$6,717: Projected expenditures based on prior year analysis; **5331** (TRAVEL EXPENSE) increased by \$49,189: Projected expenditures based on prior year analysis. Many conferences and trainings have moved to virtual options requiring less travel but include registration fees; **5351** (UTILITIES) decreased by \$17,700: Projected expenditures based on prior year analysis. Many of these costs are now internal charges.

Support & Care of Persons

5501 (SUPPORT & CARE OF PERSONS) increased by \$10,000: This increase will allow for housing supports for clients; **5508** (SUPPORT & CARE - 1099) increased by \$51,000: Projected expenditures based on prior year analysis. We are seeing more unanticipated inpatient hospitalizations that we are required to pay for.

Fixed Assets

(There are no changes in this object category from the previous fiscal year.)

FISCAL YEAR 2022-2023 REDUCTION IMPACTS TO BASE BUDGET

None

FISCAL YEAR 2022-2023 STATE/FEDERAL FUNDING SUMMARY

Funded in part with Mental Health Medi-Cal revenues, which are matched with Realignment at approximately \$.50 on the dollar and Mental Health Services Act (MHSA) funds which are categorized into allowable sub-categories. The Department is actively addressing productivity standards for Medi-Cal billing, adjusting and monitoring productivity goals to ensure maximized draw of Medi-Cal funds. Although we again saw an increase in our Medi-Cal billing, unfilled vacancies and absences resulting from medical and/or administrative leave impact the amount of billing and may have an impact into the FY2022-2023. The 1991 Realignment funds remain intact

and as a result of 2011 Realignment, Mental Health is guaranteed a minimum of \$1.12 million of 1991 Realignment funding.

FISCAL YEAR 2022-2023 REGULATORY COMPLIANCE SUMMARY

Welfare and Institutions Code Section 14685 requires counties to establish mental health services. Counties have the right of first refusal in becoming the Mental Health Managed Care Plan.

MAJOR POLICY CONSIDERATIONS BEING REQUESTED

The Department is recommending the establishment of a new classification, Deputy Director for Fiscal Oversight and Special Operations at Range 88, which will oversee department-wide fiscal operations and special operations/programming that has department-wide implications, such as housing/CoC, Cal-AIM implementation, and disaster preparedness. Under this proposed restructure, the department's Senior Management Analyst would be reclassified to the new Deputy Director position and would be funded by multiple HHS funding streams, including Health, Behavioral Health, and Social Services. Additionally, the Department recommends reclassifying one Administrative Analyst III position (currently term-limited) to a Management Analyst at Range 80 to directly supervise the Department's fiscal operations under the direction of the Deputy Director of Fiscal Oversight and Special Operations, which would impact this budget.

Additionally, all California counties are preparing for the shift to the CalAIM model which will encompass a broader spectrum of services to address life domains and overall well-being which closely approximates the intentions of the Mental Health Services Act. The implications for rural counties will be significant in that we will be creating new positions and training Peer Support Providers whose services will be Medi-Cal billable. Based on these changes, the department proposes establishing one full-time Peer Support Specialist at Range 50 who can, with supportive training, bring their lived experience into the continuum of treatment/intervention services.

Finally, the department, which has been struggling to recruit and hire Social Worker IV/Psychotherapists has established a telehealth contract to ensure we are able to meet the assessment and treatment needs required under our contract as the mental health managed care plan. Given our continued level of vacancies, we have extended the contract through the 12/31/2022 and are maintaining one of the psychotherapy vacancies in our authorized strength as unfunded at this time.

COUNTY OF INYO
BUD002A - BUDGET REQUESTS

RUNDATE: 06/30/2022 TODAY'S DATE: 09/02/2022

FOR FISCAL YEARS: 07/01/2020 - 06/30/23

	YTD ACTUALS 06/30/2021	BOARD APPROVED 06/30/2022	WORKING BUDGET 06/30/2022	YTD ACTUALS 06/30/2022	DEPT REQUESTED 06/30/2023	CAO RECOMM 06/30/2023	BOARD APPROVED 06/30/2023
BUDGET UNIT: 045200 COMMUNITY MENTAL HEALTH							
FUND: 0001 GENERAL FUND							
REVENUES:							
4311 - RENTS	\$51,619	\$60,000	\$60,000	\$54,012	\$60,000	\$60,000	\$0
REV USE OF MONEY & PROPERTY	\$51,619	\$60,000	\$60,000	\$54,012	\$60,000	\$60,000	\$0
4411 - STATE MOTOR VEHICLE IN LIEU TX	\$1,710	\$1,710	\$1,710	\$219,923	\$1,710	\$1,710	\$0
4450 - MENTAL HEALTH REALIGNMENT	\$875,431	\$1,120,161	\$1,166,375	\$1,166,375	\$1,120,161	\$1,120,161	\$0
4460 - REALIGNMENT - 2011	\$454,548	\$603,941	\$612,721	\$1,150,000	\$477,456	\$477,456	\$0
4498 - STATE GRANTS	\$2,269,328	\$1,489,151	\$1,105,519	\$1,765,913	\$2,395,411	\$2,395,411	\$0
4499 - STATE OTHER	\$0	\$200,000	\$245,000	\$13,346	\$479,251	\$479,251	\$0
4552 - FEDERAL OTHER	\$328,488	\$336,881	\$336,881	\$223,428	\$336,881	\$336,881	\$0
4555 - FEDERAL GRANTS	\$0	\$0	\$145,497	\$0	\$402,293	\$402,293	\$0
AID FROM OTHER GOVT AGENCIES	\$3,929,506	\$3,751,844	\$3,613,703	\$4,538,986	\$5,213,163	\$5,213,163	\$0
4681 - LPS PRIVATE PAY	\$0	\$0	\$3,540	\$3,540	\$0	\$0	\$0
4720 - NON FEDERAL MEDICARE	\$3,314	\$0	\$0	\$0	\$0	\$0	\$0
4722 - FEDERAL MEDICARE MEDICAID	\$15,317	\$18,000	\$18,000	\$21,912	\$20,000	\$20,000	\$0
4724 - ELIGIBLE CHILD REIMBURSEMENT	\$70	\$0	\$0	\$0	\$0	\$0	\$0
4742 - PATIENT PAYMENTS	\$5,660	\$5,000	\$5,000	\$4,620	\$5,000	\$5,000	\$0
4747 - INSURANCE PAYMENTS	\$12,024	\$7,500	\$7,500	\$5,997	\$5,000	\$5,000	\$0
4748 - MENTAL HEALTH MEDICAL	\$1,391,328	\$1,300,000	\$1,300,000	\$1,278,202	\$1,300,000	\$1,300,000	\$0
4821 - INTRA COUNTY CHARGES	\$0	\$76,942	\$76,942	\$0	\$313,212	\$313,212	\$0
CHARGES FOR CURRENT SERVICES	\$1,427,714	\$1,407,442	\$1,410,982	\$1,314,273	\$1,643,212	\$1,643,212	\$0
4998 - OPERATING TRANSFERS IN	\$3,318	\$1,591,039	\$1,805,931	\$313,288	\$1,655,642	\$1,655,642	\$0
OTHER FINANCING SOURCES	\$3,318	\$1,591,039	\$1,805,931	\$313,288	\$1,655,642	\$1,655,642	\$0
TOTAL REVENUES:	\$5,412,159	\$6,810,325	\$6,890,616	\$6,220,560	\$8,572,017	\$8,572,017	\$0
EXPENSES:							
5001 - SALARIED EMPLOYEES	\$2,094,681	\$2,441,225	\$2,421,209	\$2,096,371	\$2,693,460	\$2,693,460	\$0
5003 - OVERTIME	\$46,983	\$40,000	\$60,016	\$58,134	\$0	\$0	\$0
5004 - STANDBY TIME	\$49,469	\$79,320	\$79,320	\$73,325	\$0	\$0	\$0

COUNTY OF INYO
BUD002A - BUDGET REQUESTS

RUNDATE: 06/30/2022 TODAY'S DATE: 09/02/2022

FOR FISCAL YEARS: 07/01/2020 - 06/30/23

	YTD ACTUALS 06/30/2021	BOARD APPROVED 06/30/2022	WORKING BUDGET 06/30/2022	YTD ACTUALS 06/30/2022	DEPT REQUESTED 06/30/2023	CAO RECOMM 06/30/2023	BOARD APPROVED 06/30/2023
5005 - HOLIDAY OVERTIME	\$14,069	\$15,000	\$15,000	\$15,721	\$0	\$0	\$0
5012 - PART TIME EMPLOYEES	\$163,439	\$206,188	\$206,188	\$60,830	\$158,483	\$158,483	\$0
5021 - RETIREMENT & SOCIAL SECURITY	\$180,812	\$207,229	\$207,229	\$176,028	\$222,869	\$222,869	\$0
5022 - PERS RETIREMENT	\$262,219	\$288,325	\$288,325	\$244,210	\$297,371	\$297,371	\$0
5024 - RETIREMENT-UNFUNDED LIAB	\$532,785	\$544,074	\$544,074	\$544,074	\$613,656	\$613,656	\$0
5025 - RETIREE HEALTH BENEFITS	\$192,477	\$206,322	\$206,322	\$211,324	\$253,741	\$253,741	\$0
5031 - MEDICAL INSURANCE	\$367,710	\$475,969	\$432,447	\$412,597	\$576,531	\$576,531	\$0
5032 - DISABILITY INSURANCE	\$23,836	\$32,106	\$32,106	\$25,109	\$31,712	\$31,712	\$0
5042 - SICK LEAVE BUY OUT	\$896	\$0	\$0	\$0	\$0	\$0	\$0
5043 - OTHER BENEFITS	\$65,666	\$31,046	\$74,568	\$62,131	\$33,214	\$33,214	\$0
SALARIES & BENEFITS	\$3,995,047	\$4,566,804	\$4,566,804	\$3,979,858	\$4,881,037	\$4,881,037	\$0
5122 - CELL PHONES	\$13,911	\$15,396	\$15,396	\$15,795	\$13,145	\$13,145	\$0
5131 - FOOD & HOUSEHOLD SUPPLIES	\$31,357	\$30,000	\$30,000	\$27,915	\$30,000	\$30,000	\$0
5154 - UNEMPLOYMENT INSURANCE	\$7,206	\$2,500	\$2,500	(\$96)	\$2,500	\$2,500	\$0
5157 - MEDICAL MALPRACTICE INSURANCE	\$58,813	\$54,409	\$54,409	\$54,409	\$77,641	\$77,641	\$0
5232 - OFFICE & OTHER EQUIP < \$5,000	\$1,706	\$8,000	\$15,770	\$12,084	\$9,300	\$9,300	\$0
5260 - HEALTH - EMPLOYEE PHYSICALS	\$2,620	\$2,500	\$27,500	\$20,365	\$2,500	\$2,500	\$0
5263 - ADVERTISING	\$0	\$500	\$1,500	\$6	\$500	\$500	\$0
5265 - PROFESSIONAL & SPECIAL SERVICE	\$268,358	\$650,448	\$659,853	\$633,729	\$2,436,054	\$2,436,054	\$0
5291 - OFFICE, SPACE & SITE RENTAL	\$48,560	\$49,991	\$52,466	\$48,476	\$51,569	\$51,569	\$0
5311 - GENERAL OPERATING EXPENSE	\$43,618	\$48,384	\$52,274	\$51,387	\$55,101	\$55,101	\$0
5326 - LATE FEES & FINANCE CHARGES	\$27	\$0	\$50	\$65	\$0	\$0	\$0
5331 - TRAVEL EXPENSE	\$10,242	\$17,944	\$12,944	\$4,240	\$67,133	\$67,133	\$0
5337 - 5150 TRANSPORTS	\$0	\$2,500	\$2,500	\$0	\$2,500	\$2,500	\$0
5351 - UTILITIES	\$70,654	\$62,000	\$32,912	\$34,740	\$44,300	\$44,300	\$0
5499 - PRIOR YEAR REFUNDS	\$576	\$0	\$0	\$0	\$0	\$0	\$0
SERVICES & SUPPLIES	\$557,656	\$944,572	\$960,074	\$903,120	\$2,792,243	\$2,792,243	\$0
5121 - INTERNAL CHARGES	\$117,820	\$113,831	\$143,831	\$136,068	\$148,134	\$148,134	\$0
5123 - TECH REFRESH EXPENSE	\$53,731	\$49,508	\$49,508	\$49,508	\$43,510	\$43,510	\$0
5124 - EXTERNAL CHARGES	\$0	\$0	\$0	\$24	\$0	\$0	\$0
5127 - MOBILE DEVICE MANAGEMENT-INTER	\$364	\$414	\$414	\$427	\$185	\$185	\$0
5128 - INTERNAL SHREDDING CHARGES	\$1,740	\$1,740	\$2,118	\$2,118	\$2,808	\$2,808	\$0

COUNTY OF INYO
BUD002A - BUDGET REQUESTS

RUNDATE: 06/30/2022 TODAY'S DATE: 09/02/2022

FOR FISCAL YEARS: 07/01/2020 - 06/30/23

	YTD ACTUALS 06/30/2021	BOARD APPROVED 06/30/2022	WORKING BUDGET 06/30/2022	YTD ACTUALS 06/30/2022	DEPT REQUESTED 06/30/2023	CAO RECOMM 06/30/2023	BOARD APPROVED 06/30/2023
5129 - INTERNAL COPY CHARGES (NON-IS)	\$8,362	\$12,035	\$12,035	\$11,793	\$8,000	\$8,000	\$0
5152 - WORKERS COMPENSATION	\$61,791	\$68,200	\$68,200	\$68,200	\$74,129	\$74,129	\$0
5155 - PUBLIC LIABILITY INSURANCE	\$27,260	\$60,030	\$60,030	\$60,030	\$68,028	\$68,028	\$0
5315 - COUNTY COST PLAN	\$907,517	\$707,048	\$707,048	\$707,048	\$78,800	\$78,800	\$0
5333 - MOTOR POOL	\$47,654	\$41,000	\$58,735	\$64,707	\$58,000	\$58,000	\$0
INTERNAL CHARGES	\$1,226,240	\$1,053,806	\$1,101,919	\$1,099,925	\$481,594	\$481,594	\$0
5501 - SUPPORT & CARE OF PERSONS	\$73,390	\$85,000	\$95,000	\$99,242	\$95,000	\$95,000	\$0
5508 - SUPPORT & CARE - 1099	\$52,442	\$157,000	\$157,001	\$122,923	\$208,000	\$208,000	\$0
OTHER CHARGES	\$125,832	\$242,000	\$252,001	\$222,165	\$303,000	\$303,000	\$0
5650 - EQUIPMENT	\$0	\$0	\$8,783	\$8,782	\$0	\$0	\$0
FIXED ASSETS	\$0	\$0	\$8,783	\$8,782	\$0	\$0	\$0
5801 - OPERATING TRANSFERS OUT	\$199,306	\$27,000	\$27,000	\$0	\$138,000	\$138,000	\$0
OTHER FINANCING USES	\$199,306	\$27,000	\$27,000	\$0	\$138,000	\$138,000	\$0
TOTAL EXPENSES:	\$6,104,083	\$6,834,182	\$6,916,581	\$6,213,851	\$8,595,874	\$8,595,874	\$0
BUDGET UNIT: 045200 COMMUNITY MENTAL HEALTH	(\$691,923)	(\$23,857)	(\$25,965)	\$6,709	(\$23,857)	(\$23,857)	\$0

COC - CONTINUUM OF CARE

055900

DEPARTMENTAL FUNCTIONS

The Eastern Sierra Continuum of Care (CoC) is a coalition of service providers in Alpine, Inyo and Mono Counties dedicated to ending the cycle of homelessness. The Department of Housing and Urban Development requires identified regions to have an active CoC for purposes of requesting federal funding. Each CoC is required to have an identified lead agency who is responsible for managing the Housing Management Information System, and all associated reporting requirements, including coordinating and reporting an annual Point-In-Time count of the region's homeless population. The lead agency is also responsible for applying to HUD to be the collaborative applicant for the region. The collaborative applicant provides administrative support and oversight to the CoC functions, develops the CoC strategic homeless action plan, and applies for funding on behalf of the region as required. HHS became the identified lead agency in June 2022 after the long-term lead agency resigned in April 2022. By assuming this role, the tri-county area is able to access state and federal funding to address homelessness.

MAJOR ACCOMPLISHMENTS IN FISCAL YEAR 2021-2022

- Maintained the region's ability to access federal and state funding to address homelessness by assuming the lead agency role for the CoC.

GOALS FOR FISCAL YEAR 2022-2023

- Meet the HUD reporting requirements, including those associated with HMIS, the Point-In-Time Count, and the Housing Inventory Count.
- Manage the administrative functions of the CoC, including strategic planning and coordination of CoC meetings.
- Work with stakeholders and service provider partners to coordinate efforts to address homelessness throughout the region.
- Work with CoC membership to identify alternate lead agency options and assist in helping develop infrastructure needed for transitioning the lead agency functions to a community based organization in the future

DEPARTMENTAL BUDGET REQUEST FOR FISCAL YEAR 2022-2023

The Department's Fiscal Year 2022-2023 Requested Budget represents an overall increase of \$404,539 in expenditures, and an increase of \$678,231 in revenues, when compared to the Fiscal Year 2021-2022 Board Approved Budget. As a result, the Requested Net County Cost is decreased by \$273,692.

The anticipated revenue includes the allocation from HHAP 3, a state funding source that the department is applying for as the lead agency for the CoC, as well as funds committed to by Alpine, Inyo, and Mono counties to support the administrative functions.

Personnel Costs did not change compared to the Fiscal Year 2021-2022 Board Approved Budget.

Revenues

4498 (STATE GRANTS) increased by \$619,231: This is the allocation for Inyo, Mono and the Continuum of Care (COC); **4552** (FEDERAL OTHER) increased by \$9,000: This is the allocation plus 2 additional years for HUD for the Competitive grant; **4561** (AID FROM MONO COUNTY) increased by \$20,000: This is the amount that Mono County Social Services has agreed to contribute to the administration of the COC; **4562** (COUNTY CONTRIBUTION) increased by \$10,000: This is the amount that Alpine County HHS has agreed to contribute to the administration of the COC; **4998** (OPERATING TRANSFERS IN) increased by \$20,000: This is the amount that Inyo County HHS has agreed to contribute to the administration of the COC.

Personnel

The Department's Requested Budget represents no change in the number of fulltime equivalent (FTE) positions that are supported by this budget.

There are no staff budgeted in this budget.

Services & Supplies

5265 (PROFESSIONAL & SPECIAL SERVICE) increased by \$75,600: These are the costs for consultants to implement and assist us to get into compliance for required activities in the COC.

Support & Care of Persons

(There are no changes in this object category from the previous fiscal year.)

Fixed Assets

(There are no changes in this object category from the previous fiscal year.)

FISCAL YEAR 2022-2023 REDUCTION IMPACTS TO BASE BUDGET

N/A

FISCAL YEAR 2022-2023 STATE/FEDERAL FUNDING SUMMARY

The role of collaborative applicant allows the agency to apply for HUD planning allocation of ~\$3,000. This federal funding minimally offsets costs associated with acting as the lead agency, but does allow for the department to access state and federal funds such as HDAP (Housing Disabilities Advocacy Program), Home Safe, Bringing Families Home and Housing Assistance Program, which are all State Social Services funding streams.

FISCAL YEAR 2022-2023 REGULATORY COMPLIANCE SUMMARY

NA

MAJOR POLICY CONSIDERATIONS BEING REQUESTED

None at this time.

COUNTY OF INYO
BUD002A - BUDGET REQUESTS

RUNDATE: 06/30/2022 TODAY'S DATE: 09/02/2022

FOR FISCAL YEARS: 07/01/2020 - 06/30/23

	YTD ACTUALS 06/30/2021	BOARD APPROVED 06/30/2022	WORKING BUDGET 06/30/2022	YTD ACTUALS 06/30/2022	DEPT REQUESTED 06/30/2023	CAO RECOMM 06/30/2023	BOARD APPROVED 06/30/2023
BUDGET UNIT: 055900 COC - CONTINUUM OF CARE							
FUND: 0005 COC-CONTINUUM OF CARE							
REVENUES:							
4498 - STATE GRANTS	\$0	\$0	\$0	\$0	\$619,231	\$619,231	\$0
4552 - FEDERAL OTHER	\$0	\$0	\$0	\$0	\$9,000	\$9,000	\$0
4561 - AID FROM MONO COUNTY	\$0	\$0	\$0	\$0	\$20,000	\$20,000	\$0
4562 - COUNTY CONTRIBUTION	\$0	\$0	\$0	\$0	\$10,000	\$10,000	\$0
AID FROM OTHER GOVT AGENCIES	\$0	\$0	\$0	\$0	\$658,231	\$658,231	\$0
4998 - OPERATING TRANSFERS IN	\$0	\$0	\$0	\$0	\$20,000	\$20,000	\$0
OTHER FINANCING SOURCES	\$0	\$0	\$0	\$0	\$20,000	\$20,000	\$0
TOTAL REVENUES:	<u>\$0</u>	<u>\$0</u>	<u>\$0</u>	<u>\$0</u>	<u>\$678,231</u>	<u>\$678,231</u>	<u>\$0</u>
EXPENSES:							
5265 - PROFESSIONAL & SPECIAL SERVICE	\$0	\$0	\$0	\$0	\$75,600	\$75,600	\$0
SERVICES & SUPPLIES	\$0	\$0	\$0	\$0	\$75,600	\$75,600	\$0
5121 - INTERNAL CHARGES	\$0	\$0	\$0	\$0	\$10,000	\$10,000	\$0
INTERNAL CHARGES	\$0	\$0	\$0	\$0	\$10,000	\$10,000	\$0
5539 - OTHER AGENCY CONTRIBUTIONS	\$0	\$0	\$0	\$0	\$116,387	\$116,387	\$0
OTHER CHARGES	\$0	\$0	\$0	\$0	\$116,387	\$116,387	\$0
5801 - OPERATING TRANSFERS OUT	\$0	\$0	\$0	\$0	\$202,552	\$0	\$0
OTHER FINANCING USES	\$0	\$0	\$0	\$0	\$202,552	\$0	\$0
TOTAL EXPENSES:	<u>\$0</u>	<u>\$0</u>	<u>\$0</u>	<u>\$0</u>	<u>\$404,539</u>	<u>\$201,987</u>	<u>\$0</u>
BUDGET UNIT: 055900 COC - CONTINUUM OF CARE	\$0	\$0	\$0	\$0	\$273,692	\$476,244	\$0

DRINKING DRIVER PROGRAM

045312

DEPARTMENTAL FUNCTIONS

These fee-based programs provide statewide, standardized educational and counseling services to Court-referred residents convicted of drinking and driving, as a condition of having their drivers' licenses reinstated. The First Offender Program has two levels of education required, depending on blood alcohol content. Services are provided at cost to the offender over a three-month period to persons convicted of their first drinking and driving offense with a blood alcohol content (BAC) of less than .08. For first offenders with a BAC between .08 and .15, the program is nine months in length. For repeat offenders, the Multiple Offender Program provides services over an eighteen-month period and Wet and Reckless convicted individuals participate in thirteen hours of class time. These state-licensed programs are intended to be fully funded by client fees.

MAJOR ACCOMPLISHMENTS IN FISCAL YEAR 2021-2022

- There are currently 122 individuals enrolled in the Drinking Driver Programs, which includes the Multiple Offender, First Offender, and Wet and Reckless classes. Of the 122 individuals, 48 are in "leave" status with the remaining 74 in active participation status. This is an increase from prior year enrollment numbers. During the period of July 1, 2021 through May 31, 2022, twenty-five (25) individuals have completed the program and paid the associated fees. The increased completion rate is, in part, a result of virtual access that was implemented during the prior fiscal year due to the pandemic.
- Since May 2020, all classes have occurred via video conferencing following CDC COVID 19 guidelines prohibiting in-person groups. Persons without access to internet were assisted with access or were placed on a leave of absence. successful completions from the Drinking Driver Program. However, in-person classes began to be offered in April 2022.
- A cost analysis was completed during the third quarter of the fiscal year and is being adjusted to reflect any costs related to negotiated increases that is projected to occur in July 2022. The Department plans to bring forth an ordinance to increase the program fees by September 2022.

GOALS FOR FISCAL YEAR 2022-2023

- Make classes more accessible for Spanish-speaking clients.
- Continue transitioning to in-person groups across all classes.
- Staff improvement on timeliness of data entry and awareness of statistics in Both Worlds.
- Establish new fee structure and implement by the second quarter of the fiscal year.

DEPARTMENTAL BUDGET REQUEST FOR FISCAL YEAR 2022-2023

The Department's Fiscal Year 2022-2023 Requested Budget represents an overall increase of \$13,486 in expenditures, and an increase of \$13,486 in revenues, when compared to the Fiscal Year 2021-2022 Board Approved Budget. As a result, the Requested Net County Cost is increased by \$0.

Personnel Costs increased by \$29,692 compared to the Fiscal Year 2021-2022 Board Approved Budget, due to change in staff working in the program. This includes a portion of a full time supervisor and full time addiction counselor.

Revenues

4460 (REALIGNMENT - 2011) increased by \$79,386: We will be seeking a fee increase to make this program self sufficient; **4743** (D.U.I. TRUST) decreased by \$65,900: Projected revenue based on prior year analysis.

Personnel

The Department's Requested Budget represents an increase in the number of fulltime equivalent (FTE) positions that are supported by this budget.

There is a .15 increase in FTE. This include a portion of a full time supervisor and full time addiction counselor. See HHS Shift table for personnel spreads between the 23 budgets.

Services & Supplies

5265 (PROFESSIONAL & SPECIAL SERVICE) increased by \$50: Projected expenditures based on prior year analysis; **5291** (OFFICE, SPACE & SITE RENTAL) decreased by \$701: Projected expenditures based on prior year analysis; **5311** (GENERAL OPERATING EXPENSE) decreased by \$100: Projected expenditures based on prior year analysis; **5351** (UTILITIES) decreased by \$1,950: These costs are now paid out of Internal Charges.

Support & Care of Persons

(There are no changes in this object category from the previous fiscal year.)

Fixed Assets

(There are no changes in this object category from the previous fiscal year.)

FISCAL YEAR 2022-2023 REDUCTION IMPACTS TO BASE BUDGET

The current fee structure is not sufficient to fully cover the program costs. The department's intended adjustment to the fee structure did not occur during FY 2021-2022 - a fee adjustment is on target for the first quarter FY 2022-2023.

FISCAL YEAR 2022-2023 STATE/FEDERAL FUNDING SUMMARY

None

FISCAL YEAR 2022-2023 REGULATORY COMPLIANCE SUMMARY

DDP is not specifically mandated and each county is required to determine its ability to establish through public/private resources a DUI program (Health and Safety Code Section 11836 et al).

MAJOR POLICY CONSIDERATIONS BEING REQUESTED

None

COUNTY OF INYO
BUD002A - BUDGET REQUESTS

RUNDATE: 06/30/2022 TODAY'S DATE: 09/02/2022

FOR FISCAL YEARS: 07/01/2020 - 06/30/23

	YTD ACTUALS 06/30/2021	BOARD APPROVED 06/30/2022	WORKING BUDGET 06/30/2022	YTD ACTUALS 06/30/2022	DEPT REQUESTED 06/30/2023	CAO RECOMM 06/30/2023	BOARD APPROVED 06/30/2023
BUDGET UNIT: 045312 DRINKING DRIVER PROGRAM							
FUND: 0023 SUBSTANCE USE DISORDERS							
REVENUES:							
4460 - REALIGNMENT - 2011	\$79,190	\$24,381	\$95,281	\$45,393	\$103,767	\$103,767	\$0
AID FROM OTHER GOVT AGENCIES	\$79,190	\$24,381	\$95,281	\$45,393	\$103,767	\$103,767	\$0
4743 - D.U.I. TRUST	\$54,183	\$120,900	\$50,000	\$46,381	\$55,000	\$55,000	\$0
CHARGES FOR CURRENT SERVICES	\$54,183	\$120,900	\$50,000	\$46,381	\$55,000	\$55,000	\$0
TOTAL REVENUES:	\$133,351	\$145,281	\$145,281	\$91,774	\$158,767	\$158,767	\$0
EXPENSES:							
5001 - SALARIED EMPLOYEES	\$53,828	\$10,188	\$33,689	\$13,608	\$45,688	\$45,688	\$0
5003 - OVERTIME	\$48	\$0	\$0	\$0	\$0	\$0	\$0
5012 - PART TIME EMPLOYEES	\$9,086	\$72,832	\$39,062	\$23,469	\$49,503	\$49,503	\$0
5021 - RETIREMENT & SOCIAL SECURITY	\$4,675	\$6,435	\$6,435	\$2,751	\$7,368	\$7,368	\$0
5022 - PERS RETIREMENT	\$5,162	\$956	\$3,161	\$1,322	\$5,958	\$5,958	\$0
5024 - RETIREMENT-UNFUNDED LIAB	\$12,773	\$13,045	\$13,045	\$13,045	\$14,713	\$14,713	\$0
5031 - MEDICAL INSURANCE	\$11,482	\$5,284	\$13,066	\$6,792	\$15,151	\$15,151	\$0
5032 - DISABILITY INSURANCE	\$564	\$998	\$1,280	\$144	\$1,049	\$1,049	\$0
5043 - OTHER BENEFITS	\$193	\$0	\$0	\$0	\$0	\$0	\$0
SALARIES & BENEFITS	\$97,815	\$109,738	\$109,738	\$61,134	\$139,430	\$139,430	\$0
5265 - PROFESSIONAL & SPECIAL SERVICE	\$4,490	\$4,536	\$4,536	\$2,835	\$4,586	\$4,586	\$0
5291 - OFFICE, SPACE & SITE RENTAL	\$1,764	\$3,821	\$3,901	\$3,904	\$3,120	\$3,120	\$0
5311 - GENERAL OPERATING EXPENSE	\$626	\$4,100	\$4,113	\$1,669	\$4,000	\$4,000	\$0
5326 - LATE FEES & FINANCE CHARGES	\$0	\$0	\$0	\$0	\$0	\$0	\$0
5351 - UTILITIES	\$1,543	\$2,000	\$25	\$26	\$50	\$50	\$0
5499 - PRIOR YEAR REFUNDS	\$0	\$0	\$229	\$229	\$0	\$0	\$0
SERVICES & SUPPLIES	\$8,425	\$14,457	\$12,804	\$8,665	\$11,756	\$11,756	\$0
5121 - INTERNAL CHARGES	\$1,149	\$1,000	\$2,666	\$2,486	\$2,500	\$2,500	\$0
5129 - INTERNAL COPY CHARGES (NON-IS)	\$141	\$695	\$695	\$95	\$500	\$500	\$0
5152 - WORKERS COMPENSATION	\$3,298	\$1,073	\$1,073	\$1,073	\$760	\$760	\$0

COUNTY OF INYO

BUD002A - BUDGET REQUESTS

RUNDATE: 06/30/2022 TODAY'S DATE: 09/02/2022

FOR FISCAL YEARS: 07/01/2020 - 06/30/23

	YTD ACTUALS 06/30/2021	BOARD APPROVED 06/30/2022	WORKING BUDGET 06/30/2022	YTD ACTUALS 06/30/2022	DEPT REQUESTED 06/30/2023	CAO RECOMM 06/30/2023	BOARD APPROVED 06/30/2023
5155 - PUBLIC LIABILITY INSURANCE	\$790	\$1,669	\$1,669	\$1,669	\$1,215	\$1,215	\$0
5315 - COUNTY COST PLAN	\$21,696	\$16,649	\$16,649	\$16,649	\$2,606	\$2,606	\$0
INTERNAL CHARGES	\$27,075	\$21,086	\$22,752	\$21,973	\$7,581	\$7,581	\$0
TOTAL EXPENSES:	\$133,316	\$145,281	\$145,294	\$91,774	\$158,767	\$158,767	\$0
BUDGET UNIT: 045312 DRINKING DRIVER PROGRAM	\$34	\$0	(\$13)	\$0	\$0	\$0	\$0

ESAAA 683000

DEPARTMENTAL FUNCTIONS

Inyo County was designated by the California Department of Aging (CDA), as the official Area Agency on Aging (AAA) for Inyo and Mono Counties effective July 1, 2012, replacing the former governance structure under the Inyo Mono Area Agency on Aging (IMAAA). The ESAAA program serves as the administrator and program provider for the Planning and Service Area (PSA) 16, which includes Inyo and Mono Counties. ESAAA is funded with federal and state funds, and required County matches, for planning and provision of services to senior citizens aged 60+ in the PSA 16. Some services are delivered via subcontracts, including Senior Legal Services and Mono County-based services. The approved Four-Year Plan includes the provision of congregate and home-delivered meals, information and assistance, telephone reassurance, transportation including assisted transportation, family caregiver support, Ombudsman services and the operation of six senior centers, one in Mono County and five in Inyo County.

MAJOR ACCOMPLISHMENTS IN FISCAL YEAR 2021-2022

- In the first three (3) quarters of FY 2021-2022, addressed the nutritional needs of 666 seniors in the PSA, in the congregate setting and home delivered meals. This included 35,734 meals, with approximately 78% provided in Inyo County. Due to the pandemic, congregate meals were not provided until later in the year and participants were offered home-delivered meals as an alternative. CDA adjusted eligibility requirements for home delivered meals to ensure the nutritional needs of all seniors were met while being able to stay home and stay safe.
- Services continued to be coordinated with Inyo County's IC GOLD program during the fiscal year. While the pandemic did not initially allow for in-home services, the program quickly adapted services to meet the needs of the clients while maintaining the health and safety of the seniors and the staff. Assisted transportation was adjusted and assistance with setting up telehealth services was provided as needed. Telephone reassurance calls were made in coordination with the IC-GOLD Friendly Visitor Services with 1,027 calls being made. During the first 3 quarters, provided supportive services to seniors and their caregivers, including 151 Assisted Transports to critical services, including out of area medical access; and, 7 caregivers receiving 260 hours of respite homemaker/personal care services to ensure their continued ability to provide care, and reducing the risk of higher level placement of the seniors served.
- The Long Term Care (LTC) Ombudsman program ensured the safety and well-being of residents in LTC facilities through resolution of complaints and investigation of allegations of abuse and neglect occurring in facilities. Pandemic restrictions limited the ability of the Ombudsman to physically go into the facility during the majority of the fiscal year, however, advocacy support for families continued and was critical in ensuring families were provided with the most current guidance, allowing them to connect with loved ones through creative and individualized methods. In the first three (3) quarters of the FY, 63 complaints were investigated; 2 facility visits were conducted (not in response to a complaint or investigation); 43 occurrences of information and assistance to facility staff were provided; 4 training sessions for Ombudsman staff/volunteers were conducted; and 95 information and consultations to individuals were provided to the community. Critical to the support of family members during the pandemic, LTC Ombudsman program continued supporting family members in exercising their right to meet as an organized Family Council, allowing family members to influence the quality of care for their loved ones, enhance communications with the facility staff and offer peer support for each other. Thirty-one (31) Family Council meetings were facilitated in the first three (3) quarters of FY 2020-2021.

GOALS FOR FISCAL YEAR 2022-2023

- Ensure the well-being of seniors served through ESAAA, by coordinating with other HHS programs and community partners, ensuring the broadest safety net possible.
- Reinstate congregate meal services consistent with public health guidelines ensuring the health and safety of the seniors with education as needed.
- Continue to evaluate and assess options to reduce costs while maintaining the highest level of services to seniors, including, but not limited to, recruiting, training and supporting at least one volunteer in the Ombudsman program.
- Conduct training for all staff levels to implement and manage data within GetCare, the County's new California Aging Reporting System (CARS) data management system, which is required by the California Department of Aging in a manner that allows us to be able to gather and compile data for reporting purposes for policy makers, the community and the State, to ensure decision-making is based on the most accurate information available.
- Evaluate management, supervision, monitoring and service provision procedures for contracted services (Mono County and California Indian Legal Services) and conduct monitoring visits and technical assistance in accordance with Title XXII, as well as the provisions of the Older Americans Act.

DEPARTMENTAL BUDGET REQUEST FOR FISCAL YEAR 2022-2023

The Department's Fiscal Year 2022-2023 Requested Budget represents an overall increase of \$1,036,999 in expenditures, and an increase of \$786,693 in revenues, when compared to the Fiscal Year 2021-2022 Board Approved Budget. As a result, the Requested Net County Cost is increased by \$250,306.

After meeting with the County Budget team, it was identified and agreed upon to moving all senior program costs to the ESAAA budget and using a county general fund contribution to meet the required State match and reduce the administrative tasks of splitting costs into two different budgets.

Personnel Costs increased by \$366,980 compared to the Fiscal Year 2021-2022 Board Approved Budget, due to increase in FTE due to moving all senior program costs to one budget and negotiated COLAs.

Revenues

4061 (LOCAL TRANSPORTATION TAX) decreased by \$38,026: Due to the administrative burden and audit and reporting requirements, this funding was declined and will be covered with Social Services Realignment; **4320** (TECOPA COMMUNITY CENTER) decreased by \$100: Projected revenues from prior year trends; **4316** (STATHAM HALL RENT) decreased by \$700: Projected revenues from prior year trends; **4317** (BIG PINE LEGION HALL RENT) decreased by \$300: Projected revenues from prior year trends; **4322** (BISHOP SENIOR CENTER RENT) increased by \$200: Projected revenues from prior year trends; **4411** (STATE MOTOR VEHICLE IN LIEU TX) increased by \$37,050: Monies that will cover the Local Transportation Tax monies; **4499** (STATE OTHER) increased by \$525,747: We recently received the FY 22-23 allocations which included \$100,000 base allocation for administration activities. This also includes one time State General Fund Ombudsman monies; **4552** (FEDERAL OTHER) increased by \$362,697: This increase is due to a decrease in the Federal base allocation (however the State base allocation has increased) and COVID relief allocations and one time Infrastructure funds; **4998** (OPERATING TRANSFERS IN) decreased by \$94,875: Due to change in how we are budgeting senior program expenses, an operating transfer is no longer required; **4951** (DONATIONS) decreased by \$5,000: We are no longer eligible to apply for the City of Bishop Community grants.

Personnel

The Department's Requested Budget represents an increase in the number of fulltime equivalent (FTE) positions that are supported by this budget.

There is a 3.73 increase in FTE. This is due to moving all senior program costs to one budget.

See HHS Shift table for personnel spreads between the 23 budgets.

Services & Supplies

5122 (CELL PHONES) increased by \$1,411: Projected expenditures based on prior year analysis; **5131** (FOOD & HOUSEHOLD SUPPLIES) increased by \$210,290: Projected expenditures based on prior year analysis and moving costs from ICGOLD; **5232** (OFFICE & OTHER EQUIP < \$5,000) increased by \$12,059: Projected expenditures based on prior year analysis and use of one time infrastructure monies; **5260** (HEALTH - EMPLOYEE PHYSICALS) increased by \$500: Projected expenditures based on prior year analysis; **5263** (ADVERTISING) increased by \$2,000: Projected expenditures based on prior year analysis; **5265** (PROFESSIONAL & SPECIAL SERVICE) increased by \$87,580: Increase in expenses due to combination of the two senior program budgets and one time Ombudsman training; **5291** (OFFICE, SPACE & SITE RENTAL) increased by \$310: Projected expenditures based on prior year analysis; **5311** (GENERAL OPERATING EXPENSE) increased by \$45,032: Increase in expenses to use covid relief funds for one time purchases of activity supplies and Ombudsman program needs; **5331** (TRAVEL EXPENSE) increased by \$3,152: Projected expenditures based on prior year analysis; **5351** (UTILITIES) increased by \$28,035: Projected expenditures based on prior year analysis and combining the two senior program budgets.

Support & Care of Persons

(There are no changes in this object category from the previous fiscal year.)

Fixed Assets

(There are no changes in this object category from the previous fiscal year.)

FISCAL YEAR 2022-2023 REDUCTION IMPACTS TO BASE BUDGET

None

FISCAL YEAR 2022-2023 STATE/FEDERAL FUNDING SUMMARY

State and Federal Funding has historically declined in certain funding component areas. However, during FY 2021-2022 and for FY 2022-2023, the State investment in aging services has increased. Additionally, there is an anticipated increase in infrastructure in FY 2022-2023 that will support major deferred maintenance projects in both Inyo and Mono counties. Continued monitoring and advocacy is required given the anticipated increases in eligible population through end of the decade.

FISCAL YEAR 2022-2023 REGULATORY COMPLIANCE SUMMARY

ESAAA is not a mandated program, but to receive funding for senior services there must be an administrative entity. Currently, the County of Inyo is the designated administrative entity for the Planning Services Area (PSA) 16, which consists of Inyo and Mono counties.

MAJOR POLICY CONSIDERATIONS BEING REQUESTED

After meeting with the County Budget team, it was identified and agreed upon to moving all senior program costs to the ESAAA budget and using a county general fund contribution to meet the required State match and reduce the administrative tasks of splitting costs into two different budgets.

The Department is recommending the establishment of a new classification, Deputy Director for Fiscal Oversight and Special Operations at Range 88, which will oversee department-wide fiscal operations and special operations/programming that has department-wide implications, such as housing/CoC, Cal-AIM implementation, and disaster preparedness. Under this proposed restructure, the department's Senior Management Analyst would be reclassified to the new Deputy Director position and would be funded by multiple HHS funding streams, including Health, Behavioral Health, and Social Services. Additionally, the Department recommends reclassifying one Administrative Analyst III position (currently term-limited) to a Management Analyst at Range 80 to directly supervise the Department's fiscal operations under the direction of the Deputy Director of Fiscal Oversight and Special Operations, which would impact the ESAAA budget.

In addition to the reorganization, the department is recommending maintaining an A-Par Program Services Assistant I-III as an unfunded position in the authorized strength.

COUNTY OF INYO
BUD002A - BUDGET REQUESTS

RUNDATE: 06/30/2022 TODAY'S DATE: 09/02/2022

FOR FISCAL YEARS: 07/01/2020 - 06/30/23

	YTD ACTUALS 06/30/2021	BOARD APPROVED 06/30/2022	WORKING BUDGET 06/30/2022	YTD ACTUALS 06/30/2022	DEPT REQUESTED 06/30/2023	CAO RECOMM 06/30/2023	BOARD APPROVED 06/30/2023
BUDGET UNIT: 683000 ESAAA							
FUND: 6830 ESAAA							
REVENUES:							
4061 - LOCAL TRANSPORTATION TAX	\$30,360	\$38,026	\$42,164	\$54,838	\$0	\$0	\$0
TAXES - SALES	\$30,360	\$38,026	\$42,164	\$54,838	\$0	\$0	\$0
4320 - TECOPA COMMUNITY CENTER	\$0	\$200	\$200	\$87	\$100	\$100	\$0
RENTS & LEASES	\$0	\$200	\$200	\$87	\$100	\$100	\$0
4316 - STATHAM HALL RENT	(\$432)	\$800	\$800	\$0	\$100	\$100	\$0
4317 - BIG PINE LEGION HALL RENT	\$90	\$300	\$400	\$588	\$0	\$0	\$0
4322 - BISHOP SENIOR CENTER RENT	\$0	\$0	\$150	\$150	\$200	\$200	\$0
REV USE OF MONEY & PROPERTY	(\$2,078)	\$1,100	\$1,350	(\$1,392)	\$300	\$300	\$0
4411 - STATE MOTOR VEHICLE IN LIEU TX	\$0	\$0	\$0	\$0	\$37,050	\$0	\$0
4420 - SOCIAL SERVICE REALIGNMENT	\$0	\$0	\$0	\$0	\$0	\$37,050	\$0
4498 - STATE GRANTS	\$0	\$0	\$0	\$26,185	\$0	\$0	\$0
4499 - STATE OTHER	\$242,735	\$611,675	\$890,882	\$670,963	\$1,137,422	\$1,137,422	\$0
4552 - FEDERAL OTHER	\$233,205	\$576,009	\$567,136	\$634,540	\$938,706	\$938,706	\$0
AID FROM OTHER GOVT AGENCIES	\$475,940	\$1,187,684	\$1,458,018	\$1,331,688	\$2,113,178	\$2,113,178	\$0
4825 - OTHER CURRENT CHARGES	\$65,648	\$40,000	\$38,714	\$75,217	\$40,000	\$55,000	\$0
CHARGES FOR CURRENT SERVICES	\$65,648	\$40,000	\$38,714	\$75,217	\$40,000	\$55,000	\$0
4998 - OPERATING TRANSFERS IN	\$150,393	\$94,875	\$91,973	\$91,973	\$0	\$745,272	\$0
OTHER FINANCING SOURCES	\$150,393	\$94,875	\$91,973	\$91,973	\$0	\$745,272	\$0
4951 - DONATIONS	\$4,975	\$5,000	\$0	\$0	\$0	\$0	\$0
OTHER REVENUE	\$4,975	\$5,000	\$0	\$0	\$0	\$0	\$0
TOTAL REVENUES:	\$725,238	\$1,366,885	\$1,632,419	\$1,552,410	\$2,153,578	\$2,913,850	\$0
EXPENSES:							
5001 - SALARIED EMPLOYEES	\$246,122	\$289,908	\$289,908	\$323,152	\$423,947	\$423,947	\$0
5003 - OVERTIME	\$0	\$1,000	\$1,000	\$0	\$0	\$0	\$0

COUNTY OF INYO
BUD002A - BUDGET REQUESTS

RUNDATE: 06/30/2022 TODAY'S DATE: 09/02/2022

FOR FISCAL YEARS: 07/01/2020 - 06/30/23

	YTD ACTUALS 06/30/2021	BOARD APPROVED 06/30/2022	WORKING BUDGET 06/30/2022	YTD ACTUALS 06/30/2022	DEPT REQUESTED 06/30/2023	CAO RECOMM 06/30/2023	BOARD APPROVED 06/30/2023
5012 - PART TIME EMPLOYEES	\$141,383	\$233,283	\$233,283	\$190,181	\$357,173	\$357,173	\$0
5021 - RETIREMENT & SOCIAL SECURITY	\$29,224	\$40,847	\$40,847	\$38,939	\$61,120	\$61,120	\$0
5022 - PERS RETIREMENT	\$30,447	\$33,962	\$33,962	\$41,824	\$53,241	\$53,241	\$0
5024 - RETIREMENT-UNFUNDED LIAB	\$35,882	\$36,643	\$36,643	\$36,643	\$68,749	\$68,749	\$0
5025 - RETIREE HEALTH BENEFITS	\$27,349	\$28,994	\$28,994	\$24,122	\$52,656	\$52,656	\$0
5031 - MEDICAL INSURANCE	\$54,144	\$73,530	\$70,849	\$61,625	\$80,838	\$80,838	\$0
5032 - DISABILITY INSURANCE	\$3,921	\$6,331	\$6,331	\$5,562	\$8,699	\$8,699	\$0
5043 - OTHER BENEFITS	\$7,268	\$4,814	\$7,495	\$8,399	\$9,869	\$9,869	\$0
SALARIES & BENEFITS	\$575,743	\$749,312	\$749,312	\$730,450	\$1,116,292	\$1,116,292	\$0
5122 - CELL PHONES	\$5,572	\$3,132	\$3,625	\$4,229	\$4,543	\$4,543	\$0
5131 - FOOD & HOUSEHOLD SUPPLIES	\$113,640	\$57,549	\$190,418	\$156,760	\$267,839	\$267,839	\$0
5232 - OFFICE & OTHER EQUIP < \$5,000	\$2,096	\$3,600	\$3,600	\$409	\$15,659	\$15,659	\$0
5260 - HEALTH - EMPLOYEE PHYSICALS	\$791	\$500	\$500	\$444	\$1,000	\$1,000	\$0
5263 - ADVERTISING	\$436	\$500	\$500	\$0	\$2,500	\$2,500	\$0
5265 - PROFESSIONAL & SPECIAL SERVICE	\$54,977	\$48,190	\$68,190	\$43,774	\$135,770	\$133,170	\$0
5291 - OFFICE, SPACE & SITE RENTAL	\$1,464	\$1,739	\$2,100	\$2,257	\$2,049	\$2,049	\$0
5311 - GENERAL OPERATING EXPENSE	\$51,160	\$21,172	\$65,308	\$21,835	\$66,204	\$66,204	\$0
5326 - LATE FEES & FINANCE CHARGES	\$73	\$0	\$10	\$4	\$0	\$0	\$0
5331 - TRAVEL EXPENSE	\$1,596	\$2,148	\$2,148	\$3,220	\$5,300	\$5,300	\$0
5351 - UTILITIES	\$43,267	\$22,965	\$31,000	\$31,057	\$51,000	\$51,000	\$0
SERVICES & SUPPLIES	\$275,075	\$161,495	\$367,399	\$263,994	\$551,864	\$549,264	\$0
5121 - INTERNAL CHARGES	\$29,174	\$17,640	\$17,640	\$36,220	\$70,127	\$70,127	\$0
5123 - TECH REFRESH EXPENSE	\$0	\$0	\$0	\$0	\$12,728	\$12,728	\$0
5127 - MOBILE DEVICE MANAGEMENT-INTER	\$91	\$144	\$144	\$128	\$60	\$60	\$0
5128 - INTERNAL SHREDDING CHARGES	\$1,204	\$1,204	\$1,178	\$1,178	\$1,152	\$1,152	\$0
5129 - INTERNAL COPY CHARGES (NON-IS)	\$4,812	\$4,280	\$4,280	\$4,836	\$4,000	\$4,000	\$0
5152 - WORKERS COMPENSATION	\$6,782	\$8,944	\$8,944	\$8,944	\$13,472	\$13,472	\$0
5155 - PUBLIC LIABILITY INSURANCE	\$4,964	\$9,611	\$9,611	\$10,495	\$18,372	\$18,372	\$0
5315 - COUNTY COST PLAN	\$302,236	\$270,910	\$270,910	\$270,910	\$133,619	\$133,619	\$0
5333 - MOTOR POOL	\$21,141	\$15,892	\$16,206	\$29,059	\$51,700	\$51,700	\$0
INTERNAL CHARGES	\$370,406	\$328,625	\$328,913	\$361,773	\$305,230	\$305,230	\$0

COUNTY OF INYO
BUD002A - BUDGET REQUESTS

RUNDATE: 06/30/2022 TODAY'S DATE: 09/02/2022

FOR FISCAL YEARS: 07/01/2020 - 06/30/23

	YTD ACTUALS 06/30/2021	BOARD APPROVED 06/30/2022	WORKING BUDGET 06/30/2022	YTD ACTUALS 06/30/2022	DEPT REQUESTED 06/30/2023	CAO RECOMM 06/30/2023	BOARD APPROVED 06/30/2023
5539 - OTHER AGENCY CONTRIBUTIONS	\$143,484	\$127,453	\$186,890	\$178,234	\$350,498	\$350,498	\$0
OTHER CHARGES	\$143,484	\$127,453	\$186,890	\$178,234	\$350,498	\$350,498	\$0
5650 - EQUIPMENT	\$34,318	\$0	\$0	\$0	\$0	\$0	\$0
FIXED ASSETS	\$34,318	\$0	\$0	\$0	\$0	\$0	\$0
5801 - OPERATING TRANSFERS OUT	\$113	\$0	\$0	\$0	\$80,000	\$80,000	\$0
OTHER FINANCING USES	\$113	\$0	\$0	\$0	\$80,000	\$80,000	\$0
TOTAL EXPENSES:	<u>\$1,399,141</u>	<u>\$1,366,885</u>	<u>\$1,632,514</u>	<u>\$1,534,452</u>	<u>\$2,403,884</u>	<u>\$2,401,284</u>	<u>\$0</u>
BUDGET UNIT: 683000 ESAAA	(\$673,902)	\$0	(\$95)	\$17,958	(\$250,306)	\$512,566	\$0

ELC-2 ENHANCED LAB CAPACITY 610390

DEPARTMENTAL FUNCTIONS

This is a federally funded program through the Coronavirus Response and Relief Supplemental Appropriations Act, administered by the California Department of Public Health, with goals of additional critical support as we continue to address COVID-19 within our communities through response and recovery. Our Inyo County Health & Human Services, Public Health COVID-19 Response Program is part of a coordinated effort to ensure equitable access and support through community testing, dedicated case investigation and contact tracing, county-wide surveillance, containment guidance, and mitigation direction. As part of this on-going expanded support, allowable use of funds and efforts include additional term-limited personnel, supplies, equipment, and subcontracts.

MAJOR ACCOMPLISHMENTS IN FISCAL YEAR 2021-2022

- A priority of the ELC grants was to hire several individuals to fill b-par and full-time, term-limited positions to create dedicated Local Health Jurisdiction (LHJ) staff to oversee and manage COVID-19 response and recovery efforts, allowing re-directed HHS staff to return to their roles and responsibilities. These positions included: a COVID-19 Grants & Program Manager, a COVID-19 Response Coordinator, two bilingual COVID-19 Response Specialists, a Prevention Specialist, an LVN/RN/PHN (Infection Preventionist), an Administrative Analyst, and a Disaster Program Manager.
- Inyo County onboarded a contract Epidemiology organization, following an RFP process, with Cardno ChemRisk to interpret available health and demographic data to strategically inform leadership and management on how to address COVID-19 outbreaks and other disease transmission trends. With the added support of experts, a stronger coordinated response and recovery effort with local, regional, and state public health and health care professionals has been possible thanks to information on disease trends as we move through recovery and preparedness for future disease outbreaks and pandemics.
- Across the County, the COVID-19 Response Team partnered with local and regional healthcare resources to enhance capacity for testing and infection control, prevention, and vaccine administration. These community-based partners include but are not limited to hospitals (NIHD and SIHD), rural health centers, Indian health centers, EMS agencies, pharmacies, and private providers. To date, 71% of the eligible Inyo County population have been fully vaccinated and an additional 9.4% has received at least one dose, via mass vaccination events or regularly available vaccine clinics offered by several health care providers and pharmacies in Inyo County.

GOALS FOR FISCAL YEAR 2022-2023

- Continue COVID-19 response and recovery activities throughout Inyo County via contact tracing, vaccine distribution, and other mitigation measures.
- Provide accurate and timely public information regarding COVID-19 mitigation strategies and provide technical assistance and support to local agencies, businesses, and event coordinators to assist with response and recovery.
- Further advance the brand awareness, interest, and trust for Public Health and Prevention programming, and other Health & Human Services through ELC response and recovery efforts.

DEPARTMENTAL BUDGET REQUEST FOR FISCAL YEAR 2022-2023

The Department's Fiscal Year 2022-2023 Requested Budget represents an overall decrease of \$131,708 in expenditures, and a decrease of \$131,708 in revenues, when compared to the Fiscal Year 2021-2022 Board Approved Budget. As a result, the Requested Net County Cost is increased by \$0.

Personnel Costs decreased by \$136,995 compared to the Fiscal Year 2021-2022 Board Approved Budget, due to change in FTEs needed for the program.

Revenues

4552 (FEDERAL OTHER) decreased by \$131,708: Revenue was decreased to meet the expenses projected.

Personnel

The Department's Requested Budget represents a decrease in the number of fulltime equivalent (FTE) positions that are supported by this budget.

There is a 1.68 decrease in FTE.

See HHS Shift table for personnel spreads between the 23 budgets.

Services & Supplies

5122 (CELL PHONES) decreased by \$36: Projected expenditures based on prior year analysis; **5232** (OFFICE & OTHER EQUIP < \$5,000) decreased by \$1,300: Equipment was purchased last fiscal year; **5263** (ADVERTISING) decreased by \$30,000: Activity to advertise about has decreased; **5265** (PROFESSIONAL & SPECIAL SERVICE) decreased by \$30,040: Contractors needed for support have decreased; **5291** (OFFICE, SPACE & SITE RENTAL) increased by \$27,251: Increase in staff housed at the Bishop Consolidated Office Building; **5311** (GENERAL OPERATING EXPENSE) increased by \$2,000: Projected expenditures based on prior year analysis; **5331** (TRAVEL EXPENSE) increased by \$5,000: Projected expenditures based on prior year analysis; **5351** (UTILITIES) increased by \$100: Projected expenditures based on prior year analysis.

Support & Care of Persons

(There are no changes in this object category from the previous fiscal year.)

Fixed Assets

(There are no changes in this object category from the previous fiscal year.)

FISCAL YEAR 2022-2023 REDUCTION IMPACTS TO BASE BUDGET

None. This is a time-limited budget originally slated to end in June 2023, but may be extended through June 2024.

FISCAL YEAR 2022-2023 STATE/FEDERAL FUNDING SUMMARY

This is federal funding allocated specific to the current pandemic response and recovery efforts.

FISCAL YEAR 2022-2023 REGULATORY COMPLIANCE SUMMARY

None

MAJOR POLICY CONSIDERATIONS BEING REQUESTED

None

COUNTY OF INYO
BUD002A - BUDGET REQUESTS

RUNDATE: 06/30/2022 TODAY'S DATE: 09/02/2022

FOR FISCAL YEARS: 07/01/2020 - 06/30/23

	YTD ACTUALS 06/30/2021	BOARD APPROVED 06/30/2022	WORKING BUDGET 06/30/2022	YTD ACTUALS 06/30/2022	DEPT REQUESTED 06/30/2023	CAO RECOMM 06/30/2023	BOARD APPROVED 06/30/2023
BUDGET UNIT: 610390 ELC-2 ENHANCED LAB CAPICITY							
FUND: 6203 ELC-2 ENHANCED LAB CAPICITY							
REVENUES:							
4301 - INTEREST FROM TREASURY	\$2,360	\$0	\$796	\$1,147	\$0	\$0	\$0
REV USE OF MONEY & PROPERTY	\$2,360	\$0	\$796	\$1,147	\$0	\$0	\$0
4552 - FEDERAL OTHER	\$810,484	\$1,261,843	\$656,919	\$0	\$1,130,135	\$1,130,135	\$0
AID FROM OTHER GOVT AGENCIES	\$810,484	\$1,261,843	\$656,919	\$0	\$1,130,135	\$1,130,135	\$0
TOTAL REVENUES:	<u>\$812,844</u>	<u>\$1,261,843</u>	<u>\$657,715</u>	<u>\$1,147</u>	<u>\$1,130,135</u>	<u>\$1,130,135</u>	<u>\$0</u>
EXPENSES:							
5001 - SALARIED EMPLOYEES	\$91,806	\$527,952	\$477,560	\$341,321	\$498,149	\$498,149	\$0
5002 - CONTRACT EMPLOYEES	\$0	\$0	\$40,000	\$21,572	\$0	\$0	\$0
5003 - OVERTIME	\$20,254	\$20,000	\$20,000	\$11,075	\$0	\$0	\$0
5004 - STANDBY TIME	\$7,250	\$32,640	\$32,253	\$7,755	\$0	\$0	\$0
5005 - HOLIDAY OVERTIME	\$32	\$0	\$387	\$387	\$0	\$0	\$0
5012 - PART TIME EMPLOYEES	\$24,557	\$74,608	\$85,000	\$85,946	\$81,451	\$81,451	\$0
5021 - RETIREMENT & SOCIAL SECURITY	\$11,035	\$47,246	\$47,246	\$36,729	\$44,289	\$44,289	\$0
5022 - PERS RETIREMENT	\$10,347	\$49,959	\$49,959	\$29,117	\$51,450	\$51,450	\$0
5031 - MEDICAL INSURANCE	\$15,411	\$118,705	\$102,786	\$42,884	\$54,914	\$54,914	\$0
5032 - DISABILITY INSURANCE	\$1,380	\$7,327	\$7,327	\$3,845	\$6,254	\$6,254	\$0
5043 - OTHER BENEFITS	\$3,953	\$7,581	\$23,500	\$20,958	\$12,516	\$12,516	\$0
SALARIES & BENEFITS	\$186,028	\$886,018	\$886,018	\$601,594	\$749,023	\$749,023	\$0
5122 - CELL PHONES	\$1,223	\$2,976	\$2,976	\$2,461	\$2,940	\$2,940	\$0
5232 - OFFICE & OTHER EQUIP < \$5,000	\$5,884	\$1,300	\$15,500	\$3,835	\$0	\$0	\$0
5260 - HEALTH - EMPLOYEE PHYSICALS	\$25	\$0	\$1,000	\$632	\$0	\$0	\$0
5263 - ADVERTISING	\$0	\$50,000	\$35,740	\$10,616	\$20,000	\$20,000	\$0
5265 - PROFESSIONAL & SPECIAL SERVICE	\$2,271	\$255,825	\$255,825	\$102,038	\$225,785	\$225,785	\$0
5291 - OFFICE, SPACE & SITE RENTAL	\$0	\$44,114	\$44,117	\$60,415	\$71,365	\$71,365	\$0
5311 - GENERAL OPERATING EXPENSE	\$3,375	\$4,000	\$9,474	\$8,943	\$6,000	\$6,000	\$0
5331 - TRAVEL EXPENSE	\$44	\$0	\$4,000	\$5,371	\$5,000	\$5,000	\$0
5351 - UTILITIES	\$0	\$0	\$100	\$0	\$100	\$100	\$0

COUNTY OF INYO
BUD002A - BUDGET REQUESTS

RUNDATE: 06/30/2022 TODAY'S DATE: 09/02/2022

FOR FISCAL YEARS: 07/01/2020 - 06/30/23

	YTD ACTUALS 06/30/2021	BOARD APPROVED 06/30/2022	WORKING BUDGET 06/30/2022	YTD ACTUALS 06/30/2022	DEPT REQUESTED 06/30/2023	CAO RECOMM 06/30/2023	BOARD APPROVED 06/30/2023
SERVICES & SUPPLIES	\$12,824	\$358,215	\$368,732	\$194,313	\$331,190	\$331,190	\$0
5121 - INTERNAL CHARGES	\$987	\$12,000	\$5,900	\$57	\$12,500	\$12,500	\$0
5123 - TECH REFRESH EXPENSE	\$0	\$0	\$0	\$0	\$7,614	\$7,614	\$0
5127 - MOBILE DEVICE MANAGEMENT-INTER	\$41	\$90	\$90	\$107	\$47	\$47	\$0
5152 - WORKERS COMPENSATION	\$0	\$2,083	\$2,083	\$2,083	\$10,081	\$10,081	\$0
5155 - PUBLIC LIABILITY INSURANCE	\$0	\$3,437	\$3,437	\$3,437	\$16,114	\$16,114	\$0
5315 - COUNTY COST PLAN	\$0	\$0	\$0	\$0	\$3,066	\$3,066	\$0
5333 - MOTOR POOL	\$0	\$0	\$0	\$80	\$500	\$500	\$0
INTERNAL CHARGES	\$1,029	\$17,610	\$11,510	\$5,765	\$49,922	\$49,922	\$0
TOTAL EXPENSES:	\$199,882	\$1,261,843	\$1,266,260	\$801,673	\$1,130,135	\$1,130,135	\$0
BUDGET UNIT: 610390 ELC-2 ENHANCED LAB CAPICITY	\$612,961	\$0	(\$608,545)	(\$800,525)	\$0	\$0	\$0

FIRST FIVE COMMISSION

643000

DEPARTMENTAL FUNCTIONS

The Children and Families Commission (First 5 Inyo County) is funded by a 50-cent tobacco tax authorized through the passage of Proposition 10 in November 1998, to promote early health and development for children age 0 through age 5 and their families. Every county is required to have a First 5 Commission (with membership categories spelled out in the statute), whose responsibility is to oversee the use of funds consistent with the statute.

MAJOR ACCOMPLISHMENTS IN FISCAL YEAR 2021-2022

- First 5 helps build the early childhood systems and supports needed to ensure Inyo County's young children are safe, healthy, and ready to succeed in school and life. First 5 convenes the Perinatal Taskforce to improve health outcomes of mothers and infants. The Taskforce increased knowledge of local resources available to support maternal mental health. First 5 also convenes the Family Strengthening Collaborative to ensure a safe and nurturing home environment for all children. The Collaborative launched an online resource list and coordinated April is Child Abuse Prevention Month, with over 80 children participating in the pinwheel coloring contest.
- First 5 coordinates the Triple P Positive Parenting Program to help Inyo County families be resilient and raise happy, healthy, and thriving children. The Triple P Network is composed of nine programs with 12 staff collaborating on countywide initiatives. The Network trained five practitioners in eight different Triple P levels and hosted the fourth annual Positive Parenting Awareness Month (PPAM) in January 2022. PPAM Story Stroll event reached 48 families at fourteen locations across Inyo County. First 5 offered Triple P Levels 2 through 5 with 28 families participating in English and Spanish classes. Lastly, First 5 helps fund the FIRST (Families Intensive Response Strengthening Team) Wraparound program for families with children under 5 to receive intensive support.
- First 5 promotes language and literacy development by providing books to children. A total of 1,150 books were distributed through Reach Out and Read, a program where pediatricians prescribe reading to caregivers and give a book at each well child check. A total of 311 children have registered to receive books from Dolly Parton's Imagination Library, a book giving program that inspires a love of reading by putting books into the hands and hearts of children, sending the books each month to each child's home in the mail.
- First 5 provides parenting education through home visits to six families through the You & Me Under Three - Home Visiting Program, increasing knowledge of early development and health of children. During 2021-2022 we received 18 referrals were received for high-risk families experiencing two or more risk factors that have children ages zero to three. The top three reasons for referral were low income, low birth weight, or substance use disorder.
- First 5 coaches early learning and care sites in quality improvement to strengthen our local early learning and care system to support young children and their families. Six family childcare homes and two family-friendly and neighbor sites are participating in Quality Counts Inyo activities. First 5 partnered with Kern Regional Center to offer a developmental screening training.

GOALS FOR FISCAL YEAR 2022-2023

- Convene systems building collaboratives to ensure young children are safe, healthy, and ready to succeed, such as Perinatal Taskforce, Strengthening Families/Child Abuse Prevention Council, and Triple P Network.

- Improve family resiliency through parent education using the Triple P Positive Parenting Program. Offer parenting classes in the community and jail, host the fifth annual Positive Parenting Awareness month in January 2023, and recruit new agencies and providers to implement Triple P programming.
- Promote children's optimal healthy development by improving parent's knowledge of child development and access to services through home visiting and developmental screenings and referrals. Identify opportunities to partner and expand home visiting so every child born in Inyo County receives care.
- Support continuous quality improvement of early learning and care programs to build a strong foundation of skills children need in school, work, and life. Provide coaching, recruit alternative sites, and promote Talk Read Sing.

DEPARTMENTAL BUDGET REQUEST FOR FISCAL YEAR 2022-2023

The Department's Fiscal Year 2022-2023 Requested Budget represents an overall decrease of \$13,242 in expenditures, and a decrease of \$14,888 in revenues, when compared to the Fiscal Year 2021-2022 Board Approved Budget. As a result, the Requested Net County Cost is increased by \$1,646.

Personnel Costs decreased by \$4,399 compared to the Fiscal Year 2021-2022 Board Approved Budget, due to change in fiscal staff in this budget.

Revenues

4301 (INTEREST FROM TREASURY) decreased by \$2,500: Projected revenue based on prior year analysis; **4498** (STATE GRANTS) decreased by \$10,438: Projected revenue based on prior year analysis; **4499** (STATE OTHER) decreased by \$1,950: Reduction in grants available.

Personnel

The Department's Requested Budget represents a decrease in the number of fulltime equivalent (FTE) positions that are supported by this budget.

There is a .25 decrease in FTE. See HHS Shift table for personnel spreads between the 23 budgets.

Services & Supplies

5122 (CELL PHONES) increased by \$785: Projected expenditures based on prior year analysis; **5265** (PROFESSIONAL & SPECIAL SERVICE) increased by \$12,417: Increase in contractor for Home Visiting Program evaluator; **5291** (OFFICE, SPACE & SITE RENTAL) decreased by \$948: Projected expenditures based on prior year analysis; **5311** (GENERAL OPERATING EXPENSE) decreased by \$2,740: Projected expenditures based on prior year analysis; **5331** (TRAVEL EXPENSE) decreased by \$7,406: Many conferences and trainings have moved to virtual options requiring less travel. We are also going to bring a Triple P training to the county; **5351** (UTILITIES) decreased by \$2,940: Projected expenditures based on prior year analysis. Many of these costs are now internal charges.

Support & Care of Persons

(There are no changes in this object category from the previous fiscal year.)

Fixed Assets

(There are no changes in this object category from the previous fiscal year.)

FISCAL YEAR 2022-2023 REDUCTION IMPACTS TO BASE BUDGET

None

FISCAL YEAR 2022-2023 STATE/FEDERAL FUNDING SUMMARY

As State Tobacco Tax dollars have declined, the small county augmentation has helped maintain stable funding. However, the augmentation is now provided as an allocation that is claimed based on actual costs instead of a distribution. The Department continues to monitor these funds and state policy decisions as it relates to these funds and future considerations regarding the augmentation for small counties.

FISCAL YEAR 2022-2023 REGULATORY COMPLIANCE SUMMARY

This program is not a mandated program. The Health and Safety Code Sections 130100 and 130140 state that programs authorized under this Act shall be administered by the County Children and Families Commission and further, that any County that wishes to develop, adopt, promote and implement local programs consistent with the Act shall receive funding.

MAJOR POLICY CONSIDERATIONS BEING REQUESTED

None

COUNTY OF INYO

BUD002A - BUDGET REQUESTS

RUNDATE: 06/30/2022 TODAY'S DATE: 09/02/2022

FOR FISCAL YEARS: 07/01/2020 - 06/30/23

	YTD ACTUALS 06/30/2021	BOARD APPROVED 06/30/2022	WORKING BUDGET 06/30/2022	YTD ACTUALS 06/30/2022	DEPT REQUESTED 06/30/2023	CAO RECOMM 06/30/2023	BOARD APPROVED 06/30/2023
BUDGET UNIT: 643000 FIRST FIVE COMMISSION							
FUND: 6566 CHILDREN & FAMILIES COMMISSION							
REVENUES:							
4301 - INTEREST FROM TREASURY	\$6,111	\$4,000	\$4,000	\$2,207	\$1,500	\$1,500	\$0
REV USE OF MONEY & PROPERTY	\$6,111	\$4,000	\$4,000	\$2,207	\$1,500	\$1,500	\$0
4498 - STATE GRANTS	\$386,138	\$375,000	\$375,000	\$186,531	\$364,562	\$364,562	\$0
4499 - STATE OTHER	\$22,107	\$131,817	\$164,169	\$219,274	\$129,867	\$129,867	\$0
AID FROM OTHER GOVT AGENCIES	\$408,246	\$506,817	\$539,169	\$405,806	\$494,429	\$494,429	\$0
TOTAL REVENUES:	\$414,357	\$510,817	\$543,169	\$408,014	\$495,929	\$495,929	\$0
EXPENSES:							
5001 - SALARIED EMPLOYEES	\$139,043	\$193,276	\$177,717	\$191,943	\$193,475	\$193,475	\$0
5021 - RETIREMENT & SOCIAL SECURITY	\$10,620	\$15,343	\$15,343	\$15,490	\$15,814	\$15,814	\$0
5022 - PERS RETIREMENT	\$14,076	\$18,542	\$18,542	\$18,050	\$17,706	\$17,706	\$0
5024 - RETIREMENT-UNFUNDED LIAB	\$16,839	\$17,194	\$17,194	\$17,194	\$19,394	\$19,394	\$0
5031 - MEDICAL INSURANCE	\$29,142	\$39,580	\$39,580	\$35,079	\$27,139	\$27,139	\$0
5032 - DISABILITY INSURANCE	\$1,481	\$2,380	\$2,380	\$2,127	\$2,251	\$2,251	\$0
5043 - OTHER BENEFITS	\$4,892	\$4,814	\$20,373	\$16,468	\$10,951	\$10,951	\$0
5045 - COMPENSATED ABSENCE EXPENSE	\$3,037	\$0	\$0	\$0	\$0	\$0	\$0
SALARIES & BENEFITS	\$219,133	\$291,129	\$291,129	\$296,353	\$286,730	\$286,730	\$0
5122 - CELL PHONES	\$498	\$864	\$864	\$975	\$1,649	\$1,649	\$0
5260 - HEALTH - EMPLOYEE PHYSICALS	\$464	\$0	\$0	\$0	\$0	\$0	\$0
5263 - ADVERTISING	\$2,458	\$5,000	\$5,000	\$3,947	\$5,000	\$5,000	\$0
5265 - PROFESSIONAL & SPECIAL SERVICE	\$130,615	\$170,827	\$203,179	\$92,347	\$183,244	\$183,244	\$0
5291 - OFFICE, SPACE & SITE RENTAL	\$6,433	\$8,017	\$8,149	\$8,401	\$7,069	\$7,069	\$0
5311 - GENERAL OPERATING EXPENSE	\$21,830	\$45,540	\$45,540	\$27,337	\$42,800	\$42,800	\$0
5331 - TRAVEL EXPENSE	\$4,415	\$13,552	\$14,500	\$8,836	\$6,146	\$6,146	\$0
5351 - UTILITIES	\$3,718	\$3,940	\$2,888	\$30	\$1,000	\$1,000	\$0
SERVICES & SUPPLIES	\$170,435	\$247,740	\$280,120	\$141,876	\$246,908	\$246,908	\$0
5121 - INTERNAL CHARGES	\$2,260	\$3,300	\$3,300	\$4,632	\$5,800	\$5,800	\$0

COUNTY OF INYO
BUD002A - BUDGET REQUESTS

RUNDATE: 06/30/2022 TODAY'S DATE: 09/02/2022

FOR FISCAL YEARS: 07/01/2020 - 06/30/23

	YTD ACTUALS 06/30/2021	BOARD APPROVED 06/30/2022	WORKING BUDGET 06/30/2022	YTD ACTUALS 06/30/2022	DEPT REQUESTED 06/30/2023	CAO RECOMM 06/30/2023	BOARD APPROVED 06/30/2023
5123 - TECH REFRESH EXPENSE	\$4,305	\$4,305	\$4,305	\$4,305	\$2,176	\$2,176	\$0
5127 - MOBILE DEVICE MANAGEMENT-INTER	\$14	\$30	\$30	\$28	\$7	\$7	\$0
5129 - INTERNAL COPY CHARGES (NON-IS)	\$619	\$1,200	\$1,200	\$1,748	\$1,000	\$1,000	\$0
5152 - WORKERS COMPENSATION	\$1,574	\$2,178	\$2,178	\$2,178	\$3,585	\$3,585	\$0
5155 - PUBLIC LIABILITY INSURANCE	\$1,309	\$3,390	\$3,390	\$3,390	\$5,731	\$5,731	\$0
5315 - COUNTY COST PLAN	\$14,185	\$14,617	\$14,617	\$14,617	\$3,125	\$3,125	\$0
5333 - MOTOR POOL	\$1,424	\$3,915	\$3,915	\$2,058	\$3,500	\$3,500	\$0
INTERNAL CHARGES	\$25,692	\$32,935	\$32,935	\$32,957	\$24,924	\$24,924	\$0
5539 - OTHER AGENCY CONTRIBUTIONS	\$68,000	\$68,000	\$68,000	\$25,283	\$68,000	\$68,000	\$0
OTHER CHARGES	\$68,000	\$68,000	\$68,000	\$25,283	\$68,000	\$68,000	\$0
TOTAL EXPENSES:	\$483,261	\$639,804	\$672,184	\$496,471	\$626,562	\$626,562	\$0
BUDGET UNIT: 643000 FIRST FIVE COMMISSION	(\$68,903)	(\$128,987)	(\$129,015)	(\$88,457)	(\$130,633)	(\$130,633)	\$0

FIRST PROGRAM

055801

DEPARTMENTAL FUNCTIONS

Families Intensive Response Strengthening Team (FIRST) is an intensive, family centered, strength-based approach to delivering services to families. FIRST uses the wraparound approach to work with families and their children who have been identified as at risk of group home placement or other out of home placement, as well as having been expanded for those who have been identified as at risk of involvement in higher level services such as Probation or CPS. FIRST follows the ten guiding principles of wraparound, using a planning process that values engagement of the child and his/her family in a manner that shifts from being problem focused to building upon individual strengths in an effort to improve family functioning and child well-being. The program provides intensive, individualized services and supports to families, giving them a voice, choice and preference in the planning process with a goal of creating independence and stability.

MAJOR ACCOMPLISHMENTS IN FISCAL YEAR 2021-2022

- Became fully integrated with the department's Behavioral Health Division and began billing Medi-Cal for in-home based services provided by the FIRST team to broaden the funding streams supporting the provision of services to children/youth and families, who do not meet traditional eligibility criteria. This has resulted in FIRST averaging \$10,000 of Medi-Cal revenue billing monthly.
- Provided orientation and assessment of 20 families for up to a 2-month period and engaged in long-term wraparound services with twelve families comprised of 32 children and 18 adults during FY 2021-22. FIRST intervened with law enforcement during an eviction event and helped relocate a family of four (4) to another community with all their pets, minimizing trauma and fully engaging in the "whatever it takes" philosophy of wraparound. Additionally, worked with 3 families (comprised of 4 adults and 10 kids) that had previously graduated the FIRST program and needed shorter periods of "tune up" support this year as well.
- Continued to be a part of the Aging and Social Services 24 -hour on-call rotation team, helping to ensure the 24/7 in-person response mandated through Family Urgent Response System (FURS) and act as the primary FURS response team.
- Continued to offer families Triple P Parenting, Raising Emotionally Healthy Children, and coping skills psychoeducation, including providing services and supports to south County families, while also supporting other programs including: COVID-19 contact tracing, Child and Adolescents Needs and Strengths (CANS) assessments with Mental Health and CPS, and gathering intake assessment information for the Behavioral Health Child & Family team.
- Participated in HHS Trauma Informed Care Initiative that is planning departmentwide staff training in trauma-informed approaches to promote client resiliency and to increase staff wellbeing along with Inyo County Probation, Owens Valley Career Development Center and Bishop Indian Head Start.

GOALS FOR FISCAL YEAR 2022-2023

- Continue to use trauma informed practices to teach parents and children ways to self-regulate.
- Effectively collaborate with local and county partners to promote and build off this strength so that we are all "speaking the same language" to strengthen our families and communities. Continue to collaborate with local tribal communities to ensure strong relationships and shared cultural respect. Work together and find ways that we can regularly train together and collaborate to strengthen our families and community.

- Identify a Spanish-speaking parent partner or a Spanish-speaking HHS teammate who can regularly partner with the team to more effectively serve Spanish speaking families.
- Continue to provide Triple P Parenting to families that will benefit from the program.
- Continue to collaborate with local schools to identify those children and families that have struggled with returning to school due to the trauma of the pandemic and/or other traumatic events. Team with other partners and families to think "outside of the box" to find a solution to this urgent problem using the Wraparound philosophy of family voice and choice.

DEPARTMENTAL BUDGET REQUEST FOR FISCAL YEAR 2022-2023

The Department's Fiscal Year 2022-2023 Requested Budget represents an overall increase of \$84,906 in expenditures, and an increase of \$84,906 in revenues, when compared to the Fiscal Year 2021-2022 Board Approved Budget. As a result, the Requested Net County Cost is increased by \$0.

Personnel Costs increased by \$99,052 compared to the Fiscal Year 2021-2022 Board Approved Budget, due to increase in staff and negotiated COLA.

Revenues

4498 (STATE GRANTS) increased by \$11,524: Projected revenue based on prior year analysis; **4722** (FEDERAL MEDICARE MEDICAID) increased by \$120,000: Projected revenue based on prior year analysis; **4998** (OPERATING TRANSFERS IN) decreased by \$46,618: Projected revenue based on prior year analysis.

Personnel

The Department's Requested Budget represents an increase in the number of fulltime equivalent (FTE) positions that are supported by this budget.

There is a 1.00 increase in FTE. We are requesting to hire a parent partner.

See HHS Shift table for personnel spreads between the 23 budgets.

Services & Supplies

5122 (CELL PHONES) decreased by \$702: Projected expenditures based on prior year analysis; **5232** (OFFICE & OTHER EQUIP < \$5,000) increased by \$2,500: Laptop needed for new position; **5265** (PROFESSIONAL & SPECIAL SERVICE) increased by \$480: Projected expenditures based on prior year analysis; **5291** (OFFICE, SPACE & SITE RENTAL) increased by \$5,040: This is an increase to capture their share of the Bishop Consolidated Office Building rents; **5331** (TRAVEL EXPENSE) increased by \$1,050: Projected expenditures based on prior year analysis; **5351** (UTILITIES) decreased by \$6,500: Projected expenditures based on prior year analysis. Many of these costs are now internal charges.

Support & Care of Persons

(There are no changes in this object category from the previous fiscal year.)

Fixed Assets

(There are no changes in this object category from the previous fiscal year.)

FISCAL YEAR 2022-2023 REDUCTION IMPACTS TO BASE BUDGET

None

FISCAL YEAR 2022-2023 STATE/FEDERAL FUNDING SUMMARY

State foster care funding is utilized for families who meet traditional eligibility criteria and the department blends funding from other state funding streams to expand services to other at-risk families. The blending of funding from multiple HHS budgets helps provide some protection from unanticipated reductions in one or more of those budgets. The one funding source that previously contributed a significant portion of funding is the Mental Health Services Act (MHSA), which the department continues to monitor. During FY 20/21, the Department left two positions vacant as a result of low caseload and funding impacts and maintained the positions as unfunded in FY 21/22. However, late in FY 20/21, the department was notified of on-going funding to support a new mandated program, Families Urgent Response System (FURS), which has helped stabilize funding. Additionally, during FY 20/21, FIRST began to transition from the Aging and Social Services Division to the Behavioral Health division and during FY 21-22, the transition was finalized and FIRST began to bill MediCal when appropriate, which helps to offset program costs.

FISCAL YEAR 2022-2023 REGULATORY COMPLIANCE SUMMARY

This is primarily a voluntary program supported by research as a best practice approach to supporting outcomes and resulting in long-term savings by diverting children from higher cost placements. The FURS response portion is a state mandate requiring 24/7 in-person response to support current and former foster children/youth in maintaining placements. FIRST is providing the primary response for these calls during normal business hours and is in the on-call rotation that is assigned to respond after hours when needed.

MAJOR POLICY CONSIDERATIONS BEING REQUESTED

The department currently maintains two Health and Human Services Specialist I-IV (HHSSI-IV) positions in the authorized strength, but has not funded the positions. Given the increase in caseload experienced in the last year, as well as the stabilization of funding provided with the addition of FURS funding and Medi-Cal billing, the department recommends deleting one HHSSI-IV (Range 50 - 60) and adding one Parent Partner at Range 50. The department will maintain the second HHSSI-IV in the authorized strength and will budget it as an unfunded position.

COUNTY OF INYO
BUD002A - BUDGET REQUESTS

RUNDATE: 06/30/2022 TODAY'S DATE: 09/02/2022

FOR FISCAL YEARS: 07/01/2020 - 06/30/23

	YTD ACTUALS 06/30/2021	BOARD APPROVED 06/30/2022	WORKING BUDGET 06/30/2022	YTD ACTUALS 06/30/2022	DEPT REQUESTED 06/30/2023	CAO RECOMM 06/30/2023	BOARD APPROVED 06/30/2023
BUDGET UNIT: 055801 FIRST PROGRAM							
FUND: 0009 FIRST PROGRAM							
REVENUES:							
4460 - REALIGNMENT - 2011	\$9,246	\$44,046	\$44,046	\$36,808	\$44,046	\$44,046	\$0
4498 - STATE GRANTS	\$253,213	\$106,167	\$66,167	\$136,141	\$117,691	\$117,691	\$0
4501 - FEDERAL PUBLIC ASSISTANCE ADMN	\$0	\$10,815	\$10,815	\$0	\$10,815	\$10,815	\$0
4552 - FEDERAL OTHER	\$75	\$0	\$0	\$0	\$0	\$0	\$0
4599 - OTHER AGENCIES	\$68,000	\$68,000	\$68,000	\$25,283	\$68,000	\$68,000	\$0
AID FROM OTHER GOVT AGENCIES	\$330,535	\$229,028	\$189,028	\$198,233	\$240,552	\$240,552	\$0
4722 - FEDERAL MEDICARE MEDICAID	\$0	\$0	\$40,000	\$88,814	\$120,000	\$120,000	\$0
CHARGES FOR CURRENT SERVICES	\$0	\$0	\$40,000	\$88,814	\$120,000	\$120,000	\$0
4998 - OPERATING TRANSFERS IN	\$69,007	\$264,230	\$264,230	\$176,339	\$217,612	\$217,612	\$0
OTHER FINANCING SOURCES	\$69,007	\$264,230	\$264,230	\$176,339	\$217,612	\$217,612	\$0
TOTAL REVENUES:	\$399,543	\$493,258	\$493,258	\$463,387	\$578,164	\$578,164	\$0
EXPENSES:							
5001 - SALARIED EMPLOYEES	\$195,606	\$223,309	\$223,309	\$212,895	\$279,549	\$279,549	\$0
5003 - OVERTIME	\$132	\$0	\$0	\$0	\$0	\$0	\$0
5021 - RETIREMENT & SOCIAL SECURITY	\$15,035	\$17,292	\$17,292	\$15,815	\$21,626	\$21,626	\$0
5022 - PERS RETIREMENT	\$29,431	\$33,675	\$33,675	\$30,683	\$38,807	\$38,807	\$0
5024 - RETIREMENT-UNFUNDED LIAB	\$58,063	\$59,293	\$59,293	\$59,293	\$66,876	\$66,876	\$0
5031 - MEDICAL INSURANCE	\$47,308	\$51,516	\$51,516	\$41,653	\$76,882	\$76,882	\$0
5032 - DISABILITY INSURANCE	\$2,094	\$2,680	\$2,680	\$2,333	\$3,077	\$3,077	\$0
5042 - SICK LEAVE BUY OUT	\$1,706	\$0	\$0	\$0	\$0	\$0	\$0
SALARIES & BENEFITS	\$349,379	\$387,765	\$387,765	\$362,674	\$486,817	\$486,817	\$0
5122 - CELL PHONES	\$2,305	\$3,057	\$3,057	\$2,634	\$2,355	\$2,355	\$0
5131 - FOOD & HOUSEHOLD SUPPLIES	\$50	\$0	\$50	\$107	\$0	\$0	\$0
5232 - OFFICE & OTHER EQUIP < \$5,000	\$0	\$0	\$0	\$0	\$2,500	\$2,500	\$0
5265 - PROFESSIONAL & SPECIAL SERVICE	\$4,674	\$216	\$402	\$274	\$696	\$696	\$0
5291 - OFFICE, SPACE & SITE RENTAL	\$9,050	\$3,391	\$3,462	\$3,465	\$8,431	\$8,431	\$0

COUNTY OF INYO
BUD002A - BUDGET REQUESTS

RUNDATE: 06/30/2022 TODAY'S DATE: 09/02/2022

FOR FISCAL YEARS: 07/01/2020 - 06/30/23

	YTD ACTUALS 06/30/2021	BOARD APPROVED 06/30/2022	WORKING BUDGET 06/30/2022	YTD ACTUALS 06/30/2022	DEPT REQUESTED 06/30/2023	CAO RECOMM 06/30/2023	BOARD APPROVED 06/30/2023
5311 - GENERAL OPERATING EXPENSE	\$2,805	\$5,000	\$4,747	\$2,606	\$5,000	\$5,000	\$0
5326 - LATE FEES & FINANCE CHARGES	\$0	\$0	\$0	\$0	\$0	\$0	\$0
5331 - TRAVEL EXPENSE	\$70	\$1,500	\$1,500	\$2,875	\$2,550	\$2,550	\$0
5351 - UTILITIES	\$6,528	\$7,000	\$7,000	\$93	\$500	\$500	\$0
SERVICES & SUPPLIES	\$25,484	\$20,164	\$20,218	\$12,057	\$22,032	\$22,032	\$0
5121 - INTERNAL CHARGES	\$1,652	\$1,800	\$1,800	\$1,792	\$1,800	\$1,800	\$0
5123 - TECH REFRESH EXPENSE	\$5,381	\$5,381	\$5,381	\$5,381	\$4,351	\$4,351	\$0
5127 - MOBILE DEVICE MANAGEMENT-INTER	\$80	\$90	\$90	\$83	\$33	\$33	\$0
5129 - INTERNAL COPY CHARGES (NON-IS)	\$320	\$930	\$930	\$770	\$1,000	\$1,000	\$0
5152 - WORKERS COMPENSATION	\$4,285	\$3,164	\$3,164	\$3,164	\$4,157	\$4,157	\$0
5155 - PUBLIC LIABILITY INSURANCE	\$3,561	\$4,924	\$4,924	\$4,924	\$7,529	\$7,529	\$0
5315 - COUNTY COST PLAN	\$16,985	\$60,040	\$60,040	\$60,040	\$39,445	\$39,445	\$0
5333 - MOTOR POOL	\$5,353	\$6,500	\$6,500	\$11,847	\$8,500	\$8,500	\$0
INTERNAL CHARGES	\$37,618	\$82,829	\$82,829	\$88,003	\$66,815	\$66,815	\$0
5501 - SUPPORT & CARE OF PERSONS	\$590	\$2,500	\$2,500	\$579	\$2,500	\$2,500	\$0
OTHER CHARGES	\$590	\$2,500	\$2,500	\$579	\$2,500	\$2,500	\$0
TOTAL EXPENSES:	\$413,072	\$493,258	\$493,312	\$463,315	\$578,164	\$578,164	\$0
BUDGET UNIT: 055801 FIRST PROGRAM	(\$13,529)	\$0	(\$54)	\$72	\$0	\$0	\$0

FOSTER CARE - GENERAL

056400

DEPARTMENTAL FUNCTIONS

This budget provides financial assistance to people caring for children who have been removed from their family homes by the courts, thus entering the foster care system with oversight by either Juvenile Probation or Child Welfare Services. With State approval of our local plan, these funds also are allowed to provide Wraparound child and family services designed to prevent a higher level placement or reduce the duration or level of placement. These services are provided through the FIRST program as needed and accomplishments and goals are captured under that budget.

MAJOR ACCOMPLISHMENTS IN FISCAL YEAR 2021-2022

- Continued to actively ensure that all efforts were made to link a child's foster care eligibility to Federal requirements, thereby maximizing the draw-down of federal dollars. In the absence of federal dollars, foster care costs are reimbursed 40% with Social Services realignment 2011 and 60% Social Services realignment 1991. These efforts result in an average of 80-90% of regular foster care cases (not including Wraparound[FIRST]) having a federal linkage applied.
- Ensured continued foster care eligibility assessment for both probation and child welfare cases.
- Caseload March 2022: seventeen (17) Child Welfare placed cases, of which thirteen (13) are federally linked and four (4) are state funded; seven (7) Kin Gap cases (legal guardianship with relatives), all federally linked; fifteen (15) Adoption Assistance cases, all federally linked; and three (3) Non-Related Legal Guardian cases; no STRTP's (high level residential); and seven (7) Emergency Assistance funded cases that are pending Resource Family Approval. This is an increase of 13 out of home placements from the prior year point-in-time count.

GOALS FOR FISCAL YEAR 2022-2023

- Implement and stay current with all new program requirements mandated by the State and Federal governments, ensuring federal linkage to increase funding to the fullest extent possible.
- Utilizing eXemplar, our reporting system, ensure timeliness of eligibility determination and processing in 100% of our Foster Care cases.
- Coordinate with Child Welfare staff in implementing the Level of Care Protocol (LOCP), a strengths-based approach for determining Board and Care rates that matches the individual care and supervision needs of foster children with a resource parents' level of support.
- Continue to develop and update written protocols addressing case determination procedures; and coordination with both Juvenile Probation and Child Welfare staff in gathering information to make accurate and timely determination.

DEPARTMENTAL BUDGET REQUEST FOR FISCAL YEAR 2022-2023

The Department's Fiscal Year 2022-2023 Requested Budget represents an overall increase of \$175,000 in expenditures, and an increase of \$175,000 in revenues, when compared to the Fiscal Year 2021-2022 Board Approved Budget. As a result, the Requested Net County Cost is increased by \$0.

Personnel Costs did not change compared to the Fiscal Year 2021-2022 Board Approved Budget.

Revenues

4427 (FOSTER CARE) increased by \$50,000: The State has substantially increased foster care payments in accordance to the level of care needed for each individual child; **4460** (REALIGNMENT - 2011) increased by \$25,000: The State has substantially increased foster care payments in accordance to the level of care needed for each individual child; **4512** (FEDERAL FOSTER CARE) increased by \$100,000: We have seen an increase in children qualify for Federal reimbursement.

Personnel

The Department's Requested Budget represents no change in the number of fulltime equivalent (FTE) positions that are supported by this budget.

N/A

Services & Supplies

(There are no changes in this object category from the previous fiscal year.)

Support & Care of Persons

5501 (SUPPORT & CARE OF PERSONS) increased by \$175,000: The State has substantially increased foster care payments in accordance to the level of care needed for each individual child.

Fixed Assets

(There are no changes in this object category from the previous fiscal year.)

FISCAL YEAR 2022-2023 REDUCTION IMPACTS TO BASE BUDGET

None

FISCAL YEAR 2022-2023 STATE/FEDERAL FUNDING SUMMARY

This is an entitlement program funded, in part, with Federal dollars when children are deemed eligible under federal guidelines

FISCAL YEAR 2022-2023 REGULATORY COMPLIANCE SUMMARY

Foster care funds can be accessed only when a court detention order is issued for a child removed from the home of the parent/caregiver by Child Welfare or Probation, including an order issued for placement into Wraparound (FIRST) who meet the State's eligibility criteria. Children receiving foster care funding for placement in Wraparound are not eligible for Federal funding.

MAJOR POLICY CONSIDERATIONS BEING REQUESTED

None

COUNTY OF INYO

BUD002A - BUDGET REQUESTS

RUNDATE: 06/30/2022 TODAY'S DATE: 09/02/2022

FOR FISCAL YEARS: 07/01/2020 - 06/30/23

	YTD ACTUALS 06/30/2021	BOARD APPROVED 06/30/2022	WORKING BUDGET 06/30/2022	YTD ACTUALS 06/30/2022	DEPT REQUESTED 06/30/2023	CAO RECOMM 06/30/2023	BOARD APPROVED 06/30/2023
BUDGET UNIT: 056400 FOSTER CARE - GENERAL							
FUND: 0001 GENERAL FUND							
REVENUES:							
4420 - SOCIAL SERVICE REALIGNMENT	\$62,773	\$114,801	\$114,801	\$132,261	\$114,801	\$114,801	\$0
4425 - AID FAMILY DEPENDENT CHILDREN	(\$1,967)	\$0	\$0	\$1,217	\$0	\$0	\$0
4427 - FOSTER CARE	\$142,417	\$100,000	\$149,497	\$107,936	\$150,000	\$150,000	\$0
4460 - REALIGNMENT - 2011	\$171,509	\$172,199	\$197,199	\$192,280	\$197,199	\$197,199	\$0
4512 - FEDERAL FOSTER CARE	\$236,647	\$213,000	\$313,000	\$275,191	\$313,000	\$313,000	\$0
4552 - FEDERAL OTHER	\$17,100	\$0	\$0	\$0	\$0	\$0	\$0
AID FROM OTHER GOVT AGENCIES	\$622,572	\$600,000	\$774,497	\$708,885	\$775,000	\$775,000	\$0
4955 - FAMILY SUPPORT REPAYMENT	\$4,334	\$0	\$503	\$11,766	\$0	\$0	\$0
OTHER REVENUE	\$4,334	\$0	\$503	\$11,766	\$0	\$0	\$0
TOTAL REVENUES:	<u>\$626,907</u>	<u>\$600,000</u>	<u>\$775,000</u>	<u>\$720,652</u>	<u>\$775,000</u>	<u>\$775,000</u>	<u>\$0</u>
EXPENSES:							
5501 - SUPPORT & CARE OF PERSONS	\$626,907	\$600,000	\$775,000	\$720,652	\$775,000	\$775,000	\$0
OTHER CHARGES	\$626,907	\$600,000	\$775,000	\$720,652	\$775,000	\$775,000	\$0
TOTAL EXPENSES:	<u>\$626,907</u>	<u>\$600,000</u>	<u>\$775,000</u>	<u>\$720,652</u>	<u>\$775,000</u>	<u>\$775,000</u>	<u>\$0</u>
BUDGET UNIT: 056400 FOSTER CARE - GENERAL	(\$0)	\$0	\$0	\$0	\$0	\$0	\$0

GENERAL RELIEF

056500

DEPARTMENTAL FUNCTIONS

The County General Relief budget exists exclusively to provide limited financial assistance to indigent adults who are not eligible for other public assistance programs, and is a statutory requirement for counties, pursuant to California's Welfare & Institutions Code (WIC) Section 17000. In Inyo County, this program is implemented through an Ordinance titled, Inyo County Standards and Regulations for General and Emergency Assistance.

MAJOR ACCOMPLISHMENTS IN FISCAL YEAR 2021-2022

- Utilizing a strengths-based case management approach, conducted assessments, and provided intervention services to twenty-eight (28) clients with mental health and/or substance abuse challenges. These services resulted in the linkage of six (6) individuals to various community-based treatment modalities directly impacting barriers to self-sufficiency and financial independence.
- Utilized the SSI/SSDI Outreach, Access and Recovery (SOAR) training to strengthen and accelerate homeless disability applications and assisted twenty-eight (28) clients in navigating the SSI/SSDI application process. The acceleration of the federal disability process helps create a pathway to quicker recovery for homeless and disabled community members.
- Conducted outreach to two hundred and forty-six (246) homeless/displaced individuals to provide program information and/or link to services during COVID-19 shutdowns. This resulted in six (6) people relocating to safe housing; conducted one hundred and seventeen (117) home visits to monitor and advise clients reacting to isolation of pandemic; represented three (3) clients for Social Security disability and CalFresh, winning approval for benefits for these severely, thought-disordered individuals; reconnected eight (8) clients to Social Security benefits which had lapsed; assessed nineteen (19) individuals for suicide and connected five (5) individuals to urgent treatment providers; and made one (1) referral of a gravely disabled elderly individual for urgent intervention.
- Indigent burials were provided for ten (10) county residents, this is a 50% decrease from FY 2020-2021.
- Through the Social Security Interim Assistance Reimbursement (IAR) process, received reimbursement revenue in the amount of \$2019.00.

GOALS FOR FISCAL YEAR 2022-2023

- Continue to divert or reduce the length of time people are receiving cash assistance by assisting clients in developing the skills needed to enter or re-enter the workforce, including involving the General and Emergency Assistance aid clients in the enhanced training provided by our Employment unit.
- Reduce the length of time individuals are accessing General and Emergency Assistance aid and recover General Relief money by assisting clients in applying for Supplemental Security Income (SSI) and helping them through the appeals process as needed.
- Continue to provide case management services and interventions necessary in maintaining a small caseload while continuing to support the indigent residents of our county.

DEPARTMENTAL BUDGET REQUEST FOR FISCAL YEAR 2022-2023

The Department's Fiscal Year 2022-2023 Requested Budget represents an overall increase of \$0 in expenditures, and an increase of \$2 in revenues, when compared to the Fiscal Year 2021-2022 Board Approved Budget. As a result, the Requested Net County Cost is decreased by \$2.

Personnel Costs did not change compared to the Fiscal Year 2021-2022 Board Approved Budget.

Revenues

4998 (OPERATING TRANSFERS IN) increased by \$2: Projected revenue base on prior year analysis.

Personnel

The Department's Requested Budget represents no change in the number of fulltime equivalent (FTE) positions that are supported by this budget.

N/A

Services & Supplies

(There are no changes in this object category from the previous fiscal year.)

Support & Care of Persons

(There are no changes in this object category from the previous fiscal year.)

Fixed Assets

(There are no changes in this object category from the previous fiscal year.)

FISCAL YEAR 2022-2023 REDUCTION IMPACTS TO BASE BUDGET

None

FISCAL YEAR 2022-2023 STATE/FEDERAL FUNDING SUMMARY

There is no State or Federal funding.

FISCAL YEAR 2022-2023 REGULATORY COMPLIANCE SUMMARY

Welfare and Institutions Code Section 17000 et al. requires that each county's Board of Supervisors adopt standards of aid and care for indigent and dependent poor of the county. Inyo County's General Relief Ordinance is intended to comply with this requirement

MAJOR POLICY CONSIDERATIONS BEING REQUESTED

None

COUNTY OF INYO
BUD002A - BUDGET REQUESTS

RUNDATE: 06/30/2022 TODAY'S DATE: 09/02/2022

FOR FISCAL YEARS: 07/01/2020 - 06/30/23

	YTD ACTUALS 06/30/2021	BOARD APPROVED 06/30/2022	WORKING BUDGET 06/30/2022	YTD ACTUALS 06/30/2022	DEPT REQUESTED 06/30/2023	CAO RECOMM 06/30/2023	BOARD APPROVED 06/30/2023
BUDGET UNIT: 056500 GENERAL RELIEF							
FUND: 0001 GENERAL FUND							
REVENUES:							
4426 - SSI / SSP	\$37,141	\$0	\$0	\$2,219	\$0	\$0	\$0
AID FROM OTHER GOVT AGENCIES	\$37,141	\$0	\$0	\$2,219	\$0	\$0	\$0
4998 - OPERATING TRANSFERS IN	\$532	\$532	\$532	\$586	\$534	\$534	\$0
OTHER FINANCING SOURCES	\$532	\$532	\$532	\$586	\$534	\$534	\$0
TOTAL REVENUES:	<u>\$37,673</u>	<u>\$532</u>	<u>\$532</u>	<u>\$2,805</u>	<u>\$534</u>	<u>\$534</u>	<u>\$0</u>
EXPENSES:							
5265 - PROFESSIONAL & SPECIAL SERVICE	\$28,264	\$30,000	\$30,000	\$24,033	\$30,000	\$30,000	\$0
SERVICES & SUPPLIES	\$28,264	\$30,000	\$30,000	\$24,033	\$30,000	\$30,000	\$0
5501 - SUPPORT & CARE OF PERSONS	\$94,168	\$145,000	\$145,000	\$63,980	\$145,000	\$145,000	\$0
OTHER CHARGES	\$94,168	\$145,000	\$145,000	\$63,980	\$145,000	\$145,000	\$0
TOTAL EXPENSES:	<u>\$122,432</u>	<u>\$175,000</u>	<u>\$175,000</u>	<u>\$88,014</u>	<u>\$175,000</u>	<u>\$175,000</u>	<u>\$0</u>
BUDGET UNIT: 056500 GENERAL RELIEF	(\$84,759)	(\$174,468)	(\$174,468)	(\$85,209)	(\$174,466)	(\$174,466)	\$0

MATERNAL CHILD HEALTH 22-23

641622

DEPARTMENTAL FUNCTIONS

The MCAH program coordinates and advocates for health programs and activities that target mothers and children. Local maternal, adolescent and child health needs are assessed and priorities for care are established through the active participation in interagency and community planning and through the development of solutions to address barriers to service.

MAJOR ACCOMPLISHMENTS IN FISCAL YEAR 2021-2022

- Access to Women's Healthcare: Continued to provide referrals to social services and local medical providers to ensure women who need preventative medical care and reproductive health care are enrolled in a health insurance plan and establish a health home. Collaborated with local Medi-Cal providers to update the referral process for maternal mental health services within the county.
- Access to Dental Services: Assisted children and pregnant woman with dental care referrals, ongoing case management, and transportation support as needed, through the services of the Dental Case Manager. Provided limited dental case management due to a decrease of in-person services and staff re-directed to COVID-19 mitigation efforts.
- Access to Early Prenatal Care: Provided guidance and a written resource list to women with positive pregnancy tests at the Public Health Clinic (1 total). This helps women navigate available resources and enroll in emergency Medi-Cal, WIC, and establish early prenatal care.
- Obesity Prevention: Coordinated Team Inyo for Healthy Kids meetings with community partners promoting nutrition and physical activity for children and families. Continued to support Team Inyo website and social media by posting and contributing articles on prevention topics on a regular basis. Due to limited in-person services resulting from COVID-19 prevention measures, services were provided via Zoom. MCAH staff provided a 4-week mixed virtual and in-person nutrition and exercise class to five (5) families. MCAH staff also collaborated with the Lone Pine and Owens Valley School Districts and the Veterans Services Office to coordinate a 22-day push-up challenge to promote active lifestyles. Over 500 Inyo County youth participated in the challenge.
- Home Visiting Program: Provided six families with home visiting services through the You & Me Under Three - Home Visiting Program, increasing knowledge of early development and health of children. Received 18 referrals from high-risk families experiencing two or more risk factors that have children ages zero to three. The top three reasons for referral were low income, low birth weight, or substance use disorder.

GOALS FOR FISCAL YEAR 2022-2023

- Continue to support and coordinate the activities of Team Inyo for Healthy Kids to engage more community partners and families.
- Maintain an active and dynamic focus on childhood obesity prevention and health/nutrition promotion activities. Continue to coordinate and collaborate with other Health and Human Services divisions and community partners to provide a continuum of prevention services for the public.
- Coordinate with local birthing hospital to promote Safe Sleep education to families.
- Partner with Inyo County Office of Education to promote accurate and relevant reproductive health education to adolescents and individuals of reproductive age.

- Continue to promote children's optimal healthy development by improving parent's knowledge of child development and access to services through You & Me Under Three - Home Visiting Program and innovative referral process.

DEPARTMENTAL BUDGET REQUEST FOR FISCAL YEAR 2022-2023

The Department's Fiscal Year 2022-2023 Requested Budget represents an overall increase of \$120,492 in expenditures, and an increase of \$120,492 in revenues, when compared to the Fiscal Year 2021-2022 Board Approved Budget. As a result, the Requested Net County Cost is increased by \$0.

Personnel Costs increased by \$68,229 compared to the Fiscal Year 2021-2022 Board Approved Budget, due to changes in FTE in this budget..

Revenues

4411 (STATE MOTOR VEHICLE IN LIEU TX) decreased by \$22,621: Projected decrease in required match; **4499** (STATE OTHER) increased by \$143,113: We received a new Oral Health grant.

Personnel

The Department's Requested Budget represents an increase in the number of fulltime equivalent (FTE) positions that are supported by this budget.

There is a .58 increase in FTE. The Health Officer was removed from this budget since we now have a Supervising Public Health Nurse. We also added a Prevention Specialist to perform the Oral Health grant requirements.

See HHS Shift table for personnel spreads between the 23 budgets.

Services & Supplies

5122 (CELL PHONES) increased by \$827: Increased due to the need for an additional account; **5263** (ADVERTISING) increased by \$14,030: Advertising monies available in the Oral Health grant; **5265** (PROFESSIONAL & SPECIAL SERVICE) increased by \$35,239: We will be contracting with ICOE and a hygienist in the Oral Health grant; **5291** (OFFICE, SPACE & SITE RENTAL) increased by \$1,343: Projected expenditures based on prior year analysis; **5311** (GENERAL OPERATING EXPENSE) increased by \$9,475: Additional expenses due to the Oral Health grant; **5331** (TRAVEL EXPENSE) decreased by \$343: Projected expenditures based on prior year analysis; **5351** (UTILITIES) decreased by \$1,600: Projected expenditures based on prior year analysis. Many of these costs are now internal charges.

Support & Care of Persons

(There are no changes in this object category from the previous fiscal year.)

Fixed Assets

(There are no changes in this object category from the previous fiscal year.)

FISCAL YEAR 2022-2023 REDUCTION IMPACTS TO BASE BUDGET

None

FISCAL YEAR 2022-2023 STATE/FEDERAL FUNDING SUMMARY

State funding that has remained relatively stable, but has experienced continued funding for home visiting programming and increases for oral health programming.

FISCAL YEAR 2022-2023 REGULATORY COMPLIANCE SUMMARY

Pursuant to Health and Safety Code Section 123255, the State may maintain this program in each county and in order for a county to be considered for its designated allocation, an annual Board-approved plan must be submitted.

MAJOR POLICY CONSIDERATIONS BEING REQUESTED

None

COUNTY OF INYO
BUD002A - BUDGET REQUESTS

RUNDATE: 06/30/2022 TODAY'S DATE: 09/02/2022

FOR FISCAL YEARS: 07/01/2020 - 06/30/23

	YTD ACTUALS 06/30/2021	BOARD APPROVED 06/30/2022	WORKING BUDGET 06/30/2022	YTD ACTUALS 06/30/2022	DEPT REQUESTED 06/30/2023	CAO RECOMM 06/30/2023	BOARD APPROVED 06/30/2023
BUDGET UNIT: 641622 MATERNAL CHILD HEALTH 22-23							
FUND: 6891 MATERNAL CHILD HEALTH 22-23							
REVENUES:							
4411 - STATE MOTOR VEHICLE IN LIEU TX	\$0	\$0	\$0	\$0	\$24,874	\$24,874	\$0
4498 - STATE GRANTS	\$0	\$0	\$0	\$0	\$144,817	\$144,817	\$0
4499 - STATE OTHER	\$0	\$0	\$0	\$0	\$233,228	\$233,228	\$0
AID FROM OTHER GOVT AGENCIES	\$0	\$0	\$0	\$0	\$402,919	\$402,919	\$0
TOTAL REVENUES:	\$0	\$0	\$0	\$0	\$402,919	\$402,919	\$0
EXPENSES:							
5001 - SALARIED EMPLOYEES	\$0	\$0	\$0	\$0	\$216,078	\$216,078	\$0
5021 - RETIREMENT & SOCIAL SECURITY	\$0	\$0	\$0	\$0	\$17,280	\$17,280	\$0
5022 - PERS RETIREMENT	\$0	\$0	\$0	\$0	\$20,715	\$20,715	\$0
5024 - RETIREMENT-UNFUNDED LIAB	\$0	\$0	\$0	\$0	\$14,044	\$14,044	\$0
5031 - MEDICAL INSURANCE	\$0	\$0	\$0	\$0	\$28,919	\$28,919	\$0
5032 - DISABILITY INSURANCE	\$0	\$0	\$0	\$0	\$2,461	\$2,461	\$0
5043 - OTHER BENEFITS	\$0	\$0	\$0	\$0	\$7,220	\$7,220	\$0
SALARIES & BENEFITS	\$0	\$0	\$0	\$0	\$306,717	\$306,717	\$0
5122 - CELL PHONES	\$0	\$0	\$0	\$0	\$1,436	\$1,436	\$0
5263 - ADVERTISING	\$0	\$0	\$0	\$0	\$15,030	\$15,030	\$0
5265 - PROFESSIONAL & SPECIAL SERVICE	\$0	\$0	\$0	\$30	\$35,510	\$35,510	\$0
5291 - OFFICE, SPACE & SITE RENTAL	\$0	\$0	\$0	\$0	\$5,638	\$5,638	\$0
5311 - GENERAL OPERATING EXPENSE	\$0	\$0	\$0	\$0	\$19,059	\$19,059	\$0
5331 - TRAVEL EXPENSE	\$0	\$0	\$0	\$0	\$3,850	\$3,850	\$0
5351 - UTILITIES	\$0	\$0	\$0	\$0	\$400	\$400	\$0
SERVICES & SUPPLIES	\$0	\$0	\$0	\$30	\$80,923	\$80,923	\$0
5121 - INTERNAL CHARGES	\$0	\$0	\$0	\$0	\$3,100	\$3,100	\$0
5127 - MOBILE DEVICE MANAGEMENT-INTER	\$0	\$0	\$0	\$0	\$7	\$7	\$0
5129 - INTERNAL COPY CHARGES (NON-IS)	\$0	\$0	\$0	\$0	\$1,000	\$1,000	\$0
5152 - WORKERS COMPENSATION	\$0	\$0	\$0	\$0	\$2,760	\$2,760	\$0
5155 - PUBLIC LIABILITY INSURANCE	\$0	\$0	\$0	\$0	\$4,412	\$4,412	\$0

COUNTY OF INYO

BUD002A - BUDGET REQUESTS

RUNDATE: 06/30/2022 TODAY'S DATE: 09/02/2022

FOR FISCAL YEARS: 07/01/2020 - 06/30/23

	YTD ACTUALS 06/30/2021	BOARD APPROVED 06/30/2022	WORKING BUDGET 06/30/2022	YTD ACTUALS 06/30/2022	DEPT REQUESTED 06/30/2023	CAO RECOMM 06/30/2023	BOARD APPROVED 06/30/2023
5333 - MOTOR POOL	\$0	\$0	\$0	\$0	\$4,000	\$4,000	\$0
INTERNAL CHARGES	\$0	\$0	\$0	\$0	\$15,279	\$15,279	\$0
TOTAL EXPENSES:	<u>\$0</u>	<u>\$0</u>	<u>\$0</u>	<u>\$30</u>	<u>\$402,919</u>	<u>\$402,919</u>	<u>\$0</u>
BUDGET UNIT: 641622 MATERNAL CHILD HEALTH 22-23	\$0	\$0	\$0	(\$30)	\$0	\$0	\$0

SOCIAL SERVICES - GENERAL

055800

DEPARTMENTAL FUNCTIONS

Employment and Eligibility (Public Assistance) is responsible for addressing barriers to employment for the unemployed/underemployed, and to provide assistance to low-income families and individuals in the form of cash benefits, food stamps & medical benefits, through complex income & resource eligibility determinations, outlined in regulations for TANF, CalWORKs, CalFresh, Medi-Cal, and County Medical Services Program (CMSP).

Children's Services receives and investigates reports of suspected abuse or neglect of children and maintains a 24-hour response component, coordinated with law enforcement, to provide response to child abuse emergencies and placement stabilization. Involuntary and voluntary services are offered to families to assist them in alleviating problems, resulting in, or leading to abuse and neglect.

Resource Family Approval Program (RFA), is a family-friendly and child-centered caregiver approval process that a foster parent, relative, non-relative extended family member, or adoptive family completes to be considered for potential placement of a child, youth, or young adults up to age 21 years.

Child Abuse Prevention, Intervention and Treatment (CAPIT) targets families at risk for child abuse. Services are coordinated with First 5 programs to offer recurring evidence-based parent education series of classes in Tecopa, Lone Pine and Bishop, with priority given to families referred by Child Welfare, Juvenile Probation and the Courts.

Adult Social Services include the Adult Protective Services (APS) program and In-Home Supportive Services (IHSS). APS receives and investigates reports of suspected abuse or neglect of elders and dependent adults and may provide voluntary services to help ameliorate problems resulting in or leading to, abuse or neglect. The 24-hour response system referenced above also responds to elder or dependent adult abuse emergencies. IHSS provides personal care and domestic services to persons who are aged, blind or disabled to help them remain safely in their own home.

Disaster Services includes the setting up and management of evacuation and shelter care centers during declared disasters, both as a County service, and as a liaison for the American Red Cross chapter serving Inyo County.

MAJOR ACCOMPLISHMENTS IN FISCAL YEAR 2021-2022

- Processed 1898 applications for public assistance during the first three (3) quarters of the FY resulting in 605 approvals for CalFresh; 23 approvals for CalWORKs; 19 approvals for Foster Care; 3 approvals for Adoption Assistance Program (AAP); 2 approvals for Permanent Homeless Assistance; 10 approvals for Temporary Homeless Assistance; and 340 Medi-Cal approvals. Case management and employment services were provided to 52 Welfare to Work clients. Continued to monitor caseload numbers over time using April 1 as a point in time with CalFresh caseloads changing from 1,013 in 2018 to 976 in 2019, 1,059 in 2020, 1,038 in 2021 and increasing slightly to 1210 for a five year high in 2022; CMSP caseload remained at 2 for 2018 and 2019, 3 for 2020 and 2021 and 2 for 2022; CalWORKs caseload declined from 79 in 2020, to 55 in 2021, with a slight increase to 57 in 2022; and the Medi-Cal caseload (defined as a household) moving from 2,793 in 2020, to 3,121 in 2021 and increasing to 3345 in 2022 as a result of regulatory changes made in response to the COVID-19 pandemic.
- Assessed 263 reports of suspected child abuse and neglect in the first three (3) quarters of the FY, averaging 29 per month, a .3% decrease from the prior program year; provided 28 children and their families with voluntary services, a 65% increase from the prior year when a 51% decrease had been documented; provided 45 children and their families with court-related services, a 165% increase in the number of children from the prior year, which reflects the change in response for the pandemic and the opening of our communities; provided 7 children and their families with courtesy supervision for another jurisdiction; provided placement services to maintain children in the area and with family, to the fullest extent possible; ensured access to

supportive services including parenting education and behavioral health services, which helped support reunification for 1 family and supported stabilization of 7 families receiving family maintenance services; and provided independent living services to 1 eligible youth to assist them in developing skills to promote self-sufficiency.

- Continued to utilize Binti, a case management system for the Resource Family Approval (RFA) Process, allowing Resource Families to apply on-line and submit required forms, as well as allowing staff to accurately track family progress and maintain electronic files and documents. Completed renewals for 11 homes for a total of 26 approved homes; supported the Lone Pine Paiute-Shoshone Tribe with an adoption home study for a Tribal Customary Adoption; and currently supporting 3 families with their application approvals. Continued providing supportive services to caregivers, transitioning to in-person contact from virtual and provided training, including trauma informed caregiving at the monthly RFA Socials and monthly, CASA trainings to help families better understand the needs and behaviors of the children in their care.
- Assessed 151 reports of suspected elder and dependent adult abuse, an 11% increase from the prior year. Provided intensive voluntary case management services to 14 individuals at risk for neglect or abuse, an increase of 17% from the prior year. Facilitated family team meetings; collaborating with landlords; and assistance with applying for housing resources and other critical services. Maintained a current caseload of 155 aging or disabled individuals who receive IHSS, a decrease of 3% from the prior year. Ranked as number 1 in the State in timely reassessments, with an ongoing 100% timely completion rate. Continued facilitation of the Adult Multi-Disciplinary Team, bringing together community partners such as law enforcement, District Attorney's Office, the medical community, and the Public Administrator/Public Guardian/Public Conservator.
- HHS Management staff continued to coordinate with our American Red Cross Regional Disaster Program Manager, attended quarterly meetings with the California Department of Social Services (CDSS) to coordinate Mass-Care & Sheltering needs and preparation and collaborated with Mono and Alpine counties to create a VOAD, a consortium of voluntary organizations, governmental agencies and businesses that have an interest in mitigating and alleviating the impact of disasters in these counties.

GOALS FOR FISCAL YEAR 2022-2023

- Advocate with property owners for long term housing solutions and with motel owners for temporary housing needs for families and the homeless community members, as well as build a network of direct bill properties. Assist with temporary and permanent housing needs, as well as provide case management services to the participants to assist them in maintaining their homes and to obtain housing.
- Ensure the safety and well-being of children by providing high quality child welfare services to children and their families, assess and intervene as needed to ensure safety, and connect families to supportive services, including their own external support networks.
- Ensure the safety and well-being of children by providing high quality child welfare services to children and their families, assess and intervene as needed to ensure safety, and connect families to supportive services, including their own external support networks.
- Support retention of resource families through engagement activities such as monthly socials, virtual trainings, and other supportive services. Support resource families to ensure their readiness to provide out of home care for foster children; increase the available training for resource families, ensuring that caregivers are able to manage caring for children and youth with more challenging behaviors; and increase the in home supports available to caregivers. Conduct active recruitment efforts community-wide to increase the number of approved homes available.

- Continue working across HHS Department divisions to coordinate and enhance available prevention, intervention and treatment services to better support clients served through Social Services and other departmental programs, as well as remain emergency-ready, prepared to respond to disasters as needed.

DEPARTMENTAL BUDGET REQUEST FOR FISCAL YEAR 2022-2023

The Department's Fiscal Year 2022-2023 Requested Budget represents an overall increase of \$1,325,541 in expenditures, and an increase of \$1,325,541 in revenues, when compared to the Fiscal Year 2021-2022 Board Approved Budget. As a result, the Requested Net County Cost is increased by \$0.

Personnel Costs increased by \$516,982 compared to the Fiscal Year 2021-2022 Board Approved Budget, due to changes in FTE, negotiated COLAs and career ladder changes.

Revenues

4411 (STATE MOTOR VEHICLE IN LIEU TX) decreased by \$18,670: Projected increase in realignment available; **4420** (SOCIAL SERVICE REALIGNMENT) increased by \$72,412: Projected increase in realignment available; **4421** (STATE PUBLIC ASSIST ADMIN) increased by \$404,000: This includes two new allocations for APS and CPS response; **4460** (REALIGNMENT - 2011) decreased by \$252,265: Projected revenue needed for this program; **4499** (STATE OTHER) increased by \$981,956: This includes all the new housing allocations; **4552** (FEDERAL OTHER) increased by \$128,108: This is the FY 21-22 FURS allocation; **4821** (INTRA COUNTY CHARGES) increased by \$10,000: Projected revenue from CoC administration reimbursement.

Personnel

The Department's Requested Budget represents an increase in the number of fulltime equivalent (FTE) positions that are supported by this budget.

There is a 1.92 increase in FTE. This is due to the addition of two new Social Workers.

See HHS Shift table for personnel spreads between the 23 budgets.

Services & Supplies

5122 (CELL PHONES) decreased by \$310: Projected expenditures based on prior year analysis; **5232** (OFFICE & OTHER EQUIP < \$5,000) increased by \$30: Projected expenditures based on prior year analysis; **5265** (PROFESSIONAL & SPECIAL SERVICE) increased by \$415,702: This increase includes the IS scanning and filing project and housing assistance needs; **5291** (OFFICE, SPACE & SITE RENTAL) increased by \$1,225: Projected expenditures based on prior year analysis; **5311** (GENERAL OPERATING EXPENSE) increased by \$54,046: Projected expenditures based on prior year analysis; **5331** (TRAVEL EXPENSE) increased by \$6,498: Projected expenditures based on prior year analysis. CWDA is moving back to monthly in-person meetings which will require staff to travel; **5351** (UTILITIES) decreased by \$30,000: Projected expenditures based on prior year analysis. Many of these costs are now internal charges.

Support & Care of Persons

5501 (SUPPORT & CARE OF PERSONS) increased by \$579,709: This increase is due the five new housing allocations and client supports.

Fixed Assets

(There are no changes in this object category from the previous fiscal year.)

FISCAL YEAR 2022-2023 REDUCTION IMPACTS TO BASE BUDGET

None

FISCAL YEAR 2022-2023 STATE/FEDERAL FUNDING SUMMARY

Federal funding as well as State funded through 1991 and 2011 realignment. IHSS costs remain an area of monitoring as well as Family Urgent Response System (FURS) funding, which was new funding allocated in 2021-2022 to cover the cost of implementing the the FURS mandate. During FY 2021-2022, the State also increased its investment in homeless services and issued new, on-going funding allocations for Housing Disability and Advocacy Program, Homeless Assistance Program, Bringing Families Home Program and Home Safe.

FISCAL YEAR 2022-2023 REGULATORY COMPLIANCE SUMMARY

Counties may contract with other counties/State for the operation and maintenance of public social services (Welfare and Institutions Code Section 1053), but are mandated to provide Adult Protective Services and Child Protective Services (Welfare and Institutions Code Sections 13004 & 16500). Inyo County maintains an MOU with Kern County Adoptions to manage public adoptions for Inyo County.

MAJOR POLICY CONSIDERATIONS BEING REQUESTED

The Department is proposing staffing changes, including a reorganization of department-wide special programming under a new division titled, Fiscal Oversight and Special Operations.

First, there is an IHSS Nurse at Range 78 in our authorized strength that we are proposing to delete and add, instead a Public Health Nurse Case Manager position at Range 80. The Public Health Nurse (PHN) Case Manager would be able to perform the functions previously provided by the IHSS nurse, but would also ensure that the Aging and Social Services Division is able to fully meet the foster care nursing requirements. Currently, the foster care nursing services are provided through our Public Health Division by a Public Health Nurse, as the state requires the services be performed by a PHN. However, Public Health's PHNs are limited and are required to provide a wide range of services, making it difficult to meet the statutory requirements for foster care nursing. Establishing the PHN Case Manager position in Aging and Social Services would provide a full-time PHN who could not only perform the foster care nursing and IHSS nurse services, but could also provide field-based support to social workers investigating reports of abuse and neglect of both children and older adults. The department is working with the State's Merit personnel system to establish this classification.

The second position recommended is the establishment of a career ladder for the Social Worker Supervisor. Currently, we have two Social Worker Supervisors in our authorized strength that are hired under the Merit System classification of Social Worker Supervisor I. The Department is recommending using Merit System's Social Worker Supervisor II classification locally, which would allow us to provide a career ladder for those individuals who meet the qualifications for the position.

Finally, the Department is recommending the establishment of a new classification, Deputy Director for Fiscal Oversight and Special Operations at Range 88, which will oversee department-wide fiscal operations and special operations/programming that has department-wide implications, such as housing/CoC, Cal-AIM implementation, and disaster preparedness. Under this proposed restructure, the department's Senior Management

Analyst would be reclassified to the new Deputy Director position and would be funded by multiple HHS funding streams, including Health, Behavioral Health, and Social Services. Additionally, the Department recommends reclassifying one Administrative Analyst III position (currently term-limited) to a Management Analyst at Range 80 to directly supervise the Department's fiscal operations under the direction of the Deputy Director of Fiscal Oversight and Special Operations.

COUNTY OF INYO
BUD002A - BUDGET REQUESTS

RUNDATE: 06/30/2022 TODAY'S DATE: 09/06/2022

FOR FISCAL YEARS: 07/01/2020 - 06/30/23

	YTD ACTUALS 06/30/2021	BOARD APPROVED 06/30/2022	WORKING BUDGET 06/30/2022	YTD ACTUALS 06/30/2022	DEPT REQUESTED 06/30/2023	CAO RECOMM 06/30/2023	BOARD APPROVED 06/30/2023
BUDGET UNIT: 055800 SOCIAL SERVICES - GENERAL							
FUND: 0001 GENERAL FUND							
REVENUES:							
4411 - STATE MOTOR VEHICLE IN LIEU TX	\$115,102	\$98,990	\$257,640	\$284,999	\$80,320	\$165,320	\$0
4420 - SOCIAL SERVICE REALIGNMENT	\$123,500	\$772,425	\$591,452	\$162,665	\$844,837	\$844,837	\$0
4421 - STATE PUBLIC ASSIST ADMIN	\$2,786,392	\$2,682,955	\$3,489,370	\$2,896,502	\$3,086,955	\$3,086,955	\$0
4460 - REALIGNMENT - 2011	\$1,334,432	\$1,766,252	\$1,766,252	\$1,856,009	\$1,513,987	\$1,513,987	\$0
4498 - STATE GRANTS	\$75	\$0	\$11,341	\$11,341	\$0	\$0	\$0
4499 - STATE OTHER	\$0	\$115,626	\$115,626	\$23,147	\$1,097,582	\$1,097,582	\$0
4501 - FEDERAL PUBLIC ASSISTANCE ADMN	\$2,005,564	\$2,195,276	\$2,195,276	\$1,980,753	\$2,195,276	\$2,195,276	\$0
4512 - FEDERAL FOSTER CARE	\$19,303	\$0	\$0	\$0	\$0	\$0	\$0
4552 - FEDERAL OTHER	\$0	\$318,197	\$541,869	\$16,461	\$446,305	\$446,305	\$0
AID FROM OTHER GOVT AGENCIES	\$6,384,370	\$7,949,721	\$8,968,826	\$7,231,879	\$9,265,262	\$9,350,262	\$0
4676 - RESTITUTION	\$0	\$0	\$0	\$3,086	\$0	\$0	\$0
4821 - INTRA COUNTY CHARGES	\$0	\$0	\$0	\$0	\$10,000	\$10,000	\$0
CHARGES FOR CURRENT SERVICES	\$0	\$0	\$0	\$3,086	\$10,000	\$10,000	\$0
4998 - OPERATING TRANSFERS IN	\$490,916	\$0	\$0	\$0	\$0	\$0	\$0
OTHER FINANCING SOURCES	\$490,916	\$0	\$0	\$0	\$0	\$0	\$0
4999 - PRIOR YEARS REIMBURSEMENTS	\$0	\$0	\$53	\$53	\$0	\$0	\$0
OTHER REVENUE	\$0	\$0	\$53	\$53	\$0	\$0	\$0
TOTAL REVENUES:	\$6,875,287	\$7,949,721	\$8,968,879	\$7,235,019	\$9,275,262	\$9,360,262	\$0
EXPENSES:							
5001 - SALARIED EMPLOYEES	\$2,388,222	\$2,901,837	\$3,035,043	\$2,533,971	\$3,371,543	\$3,371,543	\$0
5003 - OVERTIME	\$86,643	\$75,000	\$78,944	\$86,846	\$0	\$0	\$0
5004 - STANDBY TIME	\$61,673	\$97,920	\$93,976	\$94,543	\$0	\$0	\$0
5005 - HOLIDAY OVERTIME	\$507	\$0	\$100	\$77	\$0	\$0	\$0
5012 - PART TIME EMPLOYEES	\$100,501	\$27,474	\$27,474	\$22,242	\$0	\$0	\$0
5021 - RETIREMENT & SOCIAL SECURITY	\$200,033	\$228,848	\$240,185	\$206,361	\$263,642	\$263,642	\$0
5022 - PERS RETIREMENT	\$296,541	\$329,433	\$343,169	\$287,753	\$365,931	\$365,931	\$0

COUNTY OF INYO
BUD002A - BUDGET REQUESTS

RUNDATE: 06/30/2022 TODAY'S DATE: 09/06/2022

FOR FISCAL YEARS: 07/01/2020 - 06/30/23

	YTD ACTUALS 06/30/2021	BOARD APPROVED 06/30/2022	WORKING BUDGET 06/30/2022	YTD ACTUALS 06/30/2022	DEPT REQUESTED 06/30/2023	CAO RECOMM 06/30/2023	BOARD APPROVED 06/30/2023
5024 - RETIREMENT-UNFUNDED LIAB	\$486,802	\$497,115	\$497,115	\$497,115	\$560,691	\$560,691	\$0
5025 - RETIREE HEALTH BENEFITS	\$171,407	\$173,296	\$173,296	\$167,598	\$180,864	\$180,864	\$0
5031 - MEDICAL INSURANCE	\$440,088	\$589,300	\$631,278	\$488,154	\$676,546	\$676,546	\$0
5032 - DISABILITY INSURANCE	\$27,339	\$35,381	\$37,138	\$29,815	\$37,486	\$37,486	\$0
5042 - SICK LEAVE BUY OUT	\$7,319	\$0	\$0	\$0	\$0	\$0	\$0
5043 - OTHER BENEFITS	\$51,326	\$33,213	\$38,795	\$44,798	\$49,096	\$49,096	\$0
SALARIES & BENEFITS	\$4,318,407	\$4,988,817	\$5,196,513	\$4,459,278	\$5,505,799	\$5,505,799	\$0
5122 - CELL PHONES	\$15,918	\$14,230	\$14,230	\$14,448	\$13,920	\$13,920	\$0
5131 - FOOD & HOUSEHOLD SUPPLIES	\$0	\$0	\$0	\$49	\$0	\$0	\$0
5154 - UNEMPLOYMENT INSURANCE	\$10,278	\$2,000	\$2,000	\$0	\$2,000	\$2,000	\$0
5232 - OFFICE & OTHER EQUIP < \$5,000	\$808	\$10,970	\$38,240	\$24,515	\$11,000	\$11,000	\$0
5260 - HEALTH - EMPLOYEE PHYSICALS	\$1,957	\$2,500	\$2,500	\$1,979	\$2,500	\$2,500	\$0
5263 - ADVERTISING	\$28	\$1,000	\$1,000	\$287	\$1,000	\$1,000	\$0
5265 - PROFESSIONAL & SPECIAL SERVICE	\$298,140	\$802,679	\$831,587	\$530,715	\$1,218,381	\$1,218,381	\$0
5291 - OFFICE, SPACE & SITE RENTAL	\$196,945	\$90,830	\$106,737	\$106,794	\$92,055	\$92,055	\$0
5311 - GENERAL OPERATING EXPENSE	\$81,411	\$126,904	\$108,344	\$75,371	\$180,950	\$180,950	\$0
5326 - LATE FEES & FINANCE CHARGES	\$123	\$0	\$100	\$47	\$0	\$0	\$0
5331 - TRAVEL EXPENSE	\$7,109	\$21,348	\$21,348	\$9,385	\$27,846	\$27,846	\$0
5351 - UTILITIES	\$97,723	\$90,000	\$68,334	\$51,033	\$60,000	\$60,000	\$0
SERVICES & SUPPLIES	\$710,445	\$1,162,461	\$1,194,420	\$814,627	\$1,609,652	\$1,609,652	\$0
5121 - INTERNAL CHARGES	\$221,737	\$258,372	\$283,372	\$267,479	\$270,000	\$270,000	\$0
5123 - TECH REFRESH EXPENSE	\$54,984	\$54,884	\$54,884	\$54,884	\$63,090	\$63,090	\$0
5127 - MOBILE DEVICE MANAGEMENT-INTER	\$347	\$540	\$540	\$386	\$165	\$165	\$0
5128 - INTERNAL SHREDDING CHARGES	\$134	\$134	\$1,171	\$1,171	\$2,015	\$2,015	\$0
5129 - INTERNAL COPY CHARGES (NON-IS)	\$32,901	\$46,780	\$46,780	\$38,695	\$30,000	\$30,000	\$0
5152 - WORKERS COMPENSATION	\$83,169	\$69,038	\$69,038	\$69,038	\$63,097	\$63,097	\$0
5155 - PUBLIC LIABILITY INSURANCE	\$70,850	\$95,144	\$95,144	\$95,144	\$123,937	\$123,937	\$0
5315 - COUNTY COST PLAN	\$925,978	\$496,861	\$496,861	\$496,861	\$120,673	\$120,673	\$0
5333 - MOTOR POOL	\$75,228	\$74,000	\$115,666	\$104,922	\$120,000	\$120,000	\$0
INTERNAL CHARGES	\$1,465,330	\$1,095,753	\$1,163,456	\$1,128,581	\$792,977	\$792,977	\$0
5501 - SUPPORT & CARE OF PERSONS	\$537,898	\$639,320	\$1,120,461	\$811,986	\$1,219,029	\$1,219,029	\$0

COUNTY OF INYO
BUD002A - BUDGET REQUESTS

RUNDATE: 06/30/2022 TODAY'S DATE: 09/06/2022

FOR FISCAL YEARS: 07/01/2020 - 06/30/23

	YTD ACTUALS 06/30/2021	BOARD APPROVED 06/30/2022	WORKING BUDGET 06/30/2022	YTD ACTUALS 06/30/2022	DEPT REQUESTED 06/30/2023	CAO RECOMM 06/30/2023	BOARD APPROVED 06/30/2023
OTHER CHARGES	\$537,898	\$639,320	\$1,120,461	\$811,986	\$1,219,029	\$1,219,029	\$0
5650 - EQUIPMENT	\$0	\$0	\$8,783	\$8,782	\$0	\$0	\$0
FIXED ASSETS	\$0	\$0	\$8,783	\$8,782	\$0	\$0	\$0
5801 - OPERATING TRANSFERS OUT	\$316,134	\$214,230	\$437,902	\$317,075	\$298,665	\$383,665	\$0
OTHER FINANCING USES	\$316,134	\$214,230	\$437,902	\$317,075	\$298,665	\$383,665	\$0
TOTAL EXPENSES:	<u>\$7,348,215</u>	<u>\$8,100,581</u>	<u>\$9,121,535</u>	<u>\$7,540,331</u>	<u>\$9,426,122</u>	<u>\$9,511,122</u>	<u>\$0</u>
BUDGET UNIT: 055800 SOCIAL SERVICES - GENERAL	(\$472,928)	(\$150,860)	(\$152,656)	(\$305,312)	(\$150,860)	(\$150,860)	\$0

COUNTY OF INYO

BUD002A - BUDGET REQUESTS

RUNDATE: 06/30/2022 TODAY'S DATE: 09/06/2022

FOR FISCAL YEARS: 07/01/2020 - 06/30/23

		YTD ACTUALS 06/30/2021	BOARD APPROVED 06/30/2022	WORKING BUDGET 06/30/2022	YTD ACTUALS 06/30/2022	DEPT REQUESTED 06/30/2023	CAO RECOMM 06/30/2023	BOARD APPROVED 06/30/2023
COUNTY TOTALS FOR	REVENUES:	\$6,875,287	\$7,949,721	\$8,968,879	\$7,235,019	\$9,275,262	\$9,360,262	\$0
	EXPENSES:	(\$7,348,215)	(\$8,100,581)	(\$9,121,535)	(\$7,540,331)	(\$9,426,122)	(\$9,511,122)	\$0
	REPORT NET	(\$472,928)	(\$150,860)	(\$152,656)	(\$305,312)	(\$150,860)	(\$150,860)	\$0

SUBSTANCE USE DISORDERS

045315

DEPARTMENTAL FUNCTIONS

This program provides prevention, outreach, individual/group counseling, and case management services to people at risk of, or currently involved with, illegal drugs or addictions to alcohol or illegal/legal drugs. While the courts and/or Probation refer most clients in the counseling and case management program, any community resident may walk in and receive an intake assessment and/or referrals and guidance to connect with appropriate substance abuse services in the community.

MAJOR ACCOMPLISHMENTS IN FISCAL YEAR 2021-2022

- Prevention: Continued to support matches of adult volunteers and youth participating in either the Mentor or Lunch Pal programs within the pandemic restrictions that were in place during the majority of the fiscal year. Increased efforts to re-engage volunteers and youth in events consistent with changing pandemic guidelines.
- Outpatient treatment: Provided treatment services to 51 unduplicated persons, including 11 persons in the intensive Drug Court program. Four adults recently completed drug court and seven clients had formed a cohesive group of support in recovery during difficult times of isolation. Five women participated in the perinatal program, two completing treatment services. Services included 25 assessments, as well as 5-7 weekly treatment groups offered remotely as well as crisis and individual services offered either remotely or outdoors in the community in keeping with COVID 19 restrictions.
- Integrated services: Continued to use bi-directional referrals, both within behavioral health, as well as with partners in physical healthcare, especially around Medication Assisted Treatment (MAT). Continued medical director contract with an NIH physician to increase collaboration and integrated care. Provided assessment services in primary care setting to increase.
- Inmate treatment: Provided virtual assessment and counseling services to jail inmates 4-6 hours per week. Worked with the corrections staff, re-entry coordinators and corrections nurse to provide coordinated care while in custody and linkage to treatment as transitions to community.
- Capacity building: Staff participated in trauma informed training, LGBTQA+ certification and other training experiences. Two volunteers joined the team to acquire practicum or intern hours towards certification.

GOALS FOR FISCAL YEAR 2022-2023

- Continue to engage volunteers and match adults to at-risk children/youth to provide either mentoring or lunch buddy supports, as well as continue to coordinate with the Prop 64 funded staff person to enhance mentoring program and expand the outdoor youth program activities.
- Transition outpatient services back to in-person groups as well as evaluate provision of remote services to ensure access in remote areas of County.
- Continue to look for avenues to increase community capacity to provide substance use disorder treatment, including working with the CCP funded psychotherapist to build a bridge to services for inmates transitioning to the community.
- Increase the array of groups in areas such as co-occurring disorders, family, trauma and other topics to support recover.
- Maximize billing of DMC and ensure documentation standards to access all available funding sources.

DEPARTMENTAL BUDGET REQUEST FOR FISCAL YEAR 2022-2023

The Department's Fiscal Year 2022-2023 Requested Budget represents an overall increase of \$209,043 in expenditures, and an increase of \$209,043 in revenues, when compared to the Fiscal Year 2021-2022 Board Approved Budget. As a result, the Requested Net County Cost is increased by \$0.

Personnel Costs decreased by \$147,707 compared to the Fiscal Year 2021-2022 Board Approved Budget, due to change in FTE.

Revenues

4460 (REALIGNMENT - 2011) increased by \$21,175: Increase is due to need to meet program costs; **4555** (FEDERAL GRANTS) increased by \$183,008: We were allowed to rollover some of the covid relief funds into this fiscal year; **4821** (INTRA COUNTY CHARGES) increased by \$4,860: We changed our CCP request to assistance with SUD residential services rather than a position.

Personnel

The Department's Requested Budget represents a decrease in the number of fulltime equivalent (FTE) positions that are supported by this budget.

There is a 1.62 decrease in FTE.

See HHS Shift table for personnel spreads between the 23 budgets.

Services & Supplies

5122 (CELL PHONES) increased by \$920: Projected expenditures based on prior year analysis; **5232** (OFFICE & OTHER EQUIP < \$5,000) decreased by \$1,300: Projected expenditures based on prior year analysis; **5263** (ADVERTISING) increased by \$14,316: Increase to advertise prevention and treatment services available and use covid relief funds; **5265** (PROFESSIONAL & SPECIAL SERVICE) increased by \$241,815: The increase in expenses are for one time trainings and hiring a contractor to review program policies and procedures and update them to bring program compliant with State and Federal program changes; **5291** (OFFICE, SPACE & SITE RENTAL) decreased by \$6,017: Projected expenditures based on prior year analysis; **5311** (GENERAL OPERATING EXPENSE) increased by \$15,944: The increase in expenses is for training hand outs and parent registration for online Triple P parenting classes; **5331** (TRAVEL EXPENSE) increased by \$918: Projected expenditures based on prior year analysis; **5351** (UTILITIES) decreased by \$6,520: Projected expenditures based on prior year analysis. Many of these costs are now internal charges.

Support & Care of Persons

5501 (SUPPORT & CARE OF PERSONS) increased by \$100,000: This expense will be funded by CCP to provide SUD residential services to identified clients.

Fixed Assets

(There are no changes in this object category from the previous fiscal year.)

FISCAL YEAR 2022-2023 REDUCTION IMPACTS TO BASE BUDGET

None

FISCAL YEAR 2022-2023 STATE/FEDERAL FUNDING SUMMARY

Federal funds have been stable and Drug Medi-Cal (DMC) is contingent upon access by eligible clients participating in eligible services.

FISCAL YEAR 2022-2023 REGULATORY COMPLIANCE SUMMARY

All treatment services must comply with the Drug Medi-Cal (DMC) and Federal Register requirements. DMC requirements regarding types of treatment modalities that are authorized are applied as a standard for all counties and include the county either providing directly, or through contract, Perinatal Residential Treatment, Outpatient and Intensive Outpatient Services, Naltrexone Treatment, and Narcotic Replacement Therapy (Medication Assisted Treatment). To meet these standards, some services are provided through out-of-area contracts, such as residential treatment.

MAJOR POLICY CONSIDERATIONS BEING REQUESTED

The Department added one FTE Addictions Counselor I-III during the last budget cycle that was funded by CCP and intended to be dedicated to working with the jail and re-entry population, however for FY 2022-2023, the department is maintaining the position in the authorized strength but not funding it at this time, as the CCP budget request was reduced to a request for a FT psychotherapist who can provide both mental health and substance use treatment and a contract for residential treatment.

COUNTY OF INYO
BUD002A - BUDGET REQUESTS

RUNDATE: 06/30/2022 TODAY'S DATE: 09/02/2022

FOR FISCAL YEARS: 07/01/2020 - 06/30/23

	YTD ACTUALS 06/30/2021	BOARD APPROVED 06/30/2022	WORKING BUDGET 06/30/2022	YTD ACTUALS 06/30/2022	DEPT REQUESTED 06/30/2023	CAO RECOMM 06/30/2023	BOARD APPROVED 06/30/2023
BUDGET UNIT: 045315 SUBSTANCE USE DISORDERS							
FUND: 0023 SUBSTANCE USE DISORDERS							
REVENUES:							
4301 - INTEREST FROM TREASURY	(\$350)	\$0	\$28	\$108	\$0	\$0	\$0
REV USE OF MONEY & PROPERTY	(\$350)	\$0	\$28	\$108	\$0	\$0	\$0
4460 - REALIGNMENT - 2011	\$88,041	\$357,064	\$365,802	\$93,028	\$378,239	\$378,239	\$0
4552 - FEDERAL OTHER	\$607,653	\$432,264	\$432,264	\$310,175	\$432,264	\$432,264	\$0
4555 - FEDERAL GRANTS	\$0	\$0	\$72,963	\$0	\$183,008	\$183,008	\$0
AID FROM OTHER GOVT AGENCIES	\$695,695	\$789,328	\$871,029	\$403,203	\$993,511	\$993,511	\$0
4742 - PATIENT PAYMENTS	\$7,323	\$3,500	\$3,500	\$1,654	\$3,500	\$3,500	\$0
4747 - INSURANCE PAYMENTS	\$24,540	\$50,000	\$50,000	\$12,072	\$50,000	\$50,000	\$0
4821 - INTRA COUNTY CHARGES	\$0	\$95,140	\$95,140	\$0	\$100,000	\$100,000	\$0
CHARGES FOR CURRENT SERVICES	\$31,864	\$148,640	\$148,640	\$13,727	\$153,500	\$153,500	\$0
4901 - PRIOR YEARS REVENUE	\$0	\$0	\$612	\$612	\$0	\$0	\$0
OTHER REVENUE	\$0	\$0	\$612	\$612	\$0	\$0	\$0
TOTAL REVENUES:	\$727,208	\$937,968	\$1,020,309	\$417,652	\$1,147,011	\$1,147,011	\$0
EXPENSES:							
5001 - SALARIED EMPLOYEES	\$204,768	\$414,067	\$414,067	\$255,666	\$324,488	\$327,497	\$0
5003 - OVERTIME	\$146	\$0	\$0	\$0	\$0	\$0	\$0
5004 - STANDBY TIME	\$7	\$0	\$0	\$0	\$0	\$0	\$0
5012 - PART TIME EMPLOYEES	\$68,688	\$116,386	\$116,386	\$83,116	\$94,830	\$94,830	\$0
5021 - RETIREMENT & SOCIAL SECURITY	\$20,887	\$41,284	\$41,284	\$25,929	\$32,446	\$32,680	\$0
5022 - PERS RETIREMENT	\$21,253	\$40,541	\$40,541	\$26,038	\$34,992	\$34,642	\$0
5024 - RETIREMENT-UNFUNDED LIAB	\$56,902	\$58,108	\$58,108	\$58,108	\$65,539	\$65,539	\$0
5025 - RETIREE HEALTH BENEFITS	\$21,718	\$22,383	\$22,383	\$13,549	\$19,189	\$19,189	\$0
5031 - MEDICAL INSURANCE	\$36,019	\$97,540	\$94,696	\$46,727	\$75,431	\$76,487	\$0
5032 - DISABILITY INSURANCE	\$2,598	\$6,408	\$6,408	\$3,346	\$4,622	\$4,655	\$0
5043 - OTHER BENEFITS	\$3,294	\$2,527	\$5,371	\$4,918	\$0	\$0	\$0
SALARIES & BENEFITS	\$436,284	\$799,244	\$799,244	\$517,401	\$651,537	\$655,519	\$0

COUNTY OF INYO
BUD002A - BUDGET REQUESTS

RUNDATE: 06/30/2022 TODAY'S DATE: 09/02/2022

FOR FISCAL YEARS: 07/01/2020 - 06/30/23

	YTD ACTUALS 06/30/2021	BOARD APPROVED 06/30/2022	WORKING BUDGET 06/30/2022	YTD ACTUALS 06/30/2022	DEPT REQUESTED 06/30/2023	CAO RECOMM 06/30/2023	BOARD APPROVED 06/30/2023
5122 - CELL PHONES	\$0	\$0	\$0	\$0	\$920	\$920	\$0
5232 - OFFICE & OTHER EQUIP < \$5,000	\$0	\$1,300	\$1,300	\$0	\$0	\$0	\$0
5260 - HEALTH - EMPLOYEE PHYSICALS	\$120	\$500	\$500	\$183	\$500	\$500	\$0
5263 - ADVERTISING	\$0	\$2,000	\$45,184	\$16,394	\$16,316	\$16,316	\$0
5265 - PROFESSIONAL & SPECIAL SERVICE	\$7,867	\$27,960	\$56,832	\$7,483	\$269,775	\$269,775	\$0
5291 - OFFICE, SPACE & SITE RENTAL	\$10,405	\$17,609	\$17,980	\$18,174	\$11,592	\$11,592	\$0
5311 - GENERAL OPERATING EXPENSE	\$641	\$20,863	\$29,073	\$20,490	\$36,807	\$36,170	\$0
5326 - LATE FEES & FINANCE CHARGES	\$0	\$0	\$0	\$0	\$0	\$0	\$0
5331 - TRAVEL EXPENSE	\$449	\$2,263	\$4,033	\$735	\$3,181	\$3,181	\$0
5351 - UTILITIES	\$7,152	\$7,100	\$1,420	\$301	\$580	\$580	\$0
SERVICES & SUPPLIES	\$26,636	\$79,595	\$156,322	\$63,762	\$339,671	\$339,034	\$0
5121 - INTERNAL CHARGES	\$6,579	\$7,000	\$12,680	\$14,814	\$15,970	\$12,625	\$0
5123 - TECH REFRESH EXPENSE	\$4,305	\$4,305	\$4,305	\$4,305	\$9,790	\$9,790	\$0
5129 - INTERNAL COPY CHARGES (NON-IS)	\$861	\$2,910	\$2,910	\$2,207	\$2,000	\$2,000	\$0
5152 - WORKERS COMPENSATION	\$3,947	\$5,408	\$5,408	\$5,408	\$6,602	\$6,602	\$0
5155 - PUBLIC LIABILITY INSURANCE	\$3,281	\$6,356	\$6,356	\$6,356	\$9,968	\$9,968	\$0
5315 - COUNTY COST PLAN	\$48,123	\$29,750	\$29,750	\$29,750	\$8,073	\$8,073	\$0
5333 - MOTOR POOL	\$3,064	\$3,400	\$3,400	\$4,589	\$3,400	\$3,400	\$0
INTERNAL CHARGES	\$70,161	\$59,129	\$64,809	\$67,430	\$55,803	\$52,458	\$0
5501 - SUPPORT & CARE OF PERSONS	\$0	\$0	\$0	\$0	\$100,000	\$100,000	\$0
OTHER CHARGES	\$0	\$0	\$0	\$0	\$100,000	\$100,000	\$0
5801 - OPERATING TRANSFERS OUT	\$170	\$0	\$0	\$0	\$0	\$0	\$0
OTHER FINANCING USES	\$170	\$0	\$0	\$0	\$0	\$0	\$0
TOTAL EXPENSES:	\$533,252	\$937,968	\$1,020,375	\$648,594	\$1,147,011	\$1,147,011	\$0
BUDGET UNIT: 045315 SUBSTANCE USE DISORDERS	\$193,955	\$0	(\$66)	(\$230,942)	\$0	\$0	\$0

TANF (AFDC)

056300

DEPARTMENTAL FUNCTIONS

TANF is a federal entitlement program designed to help move public welfare recipients into work and turn welfare into a program of temporary assistance. Under the welfare reform legislation of 1996, TANF replaced the old welfare programs known as the Aid to Families with Dependent Children (AFDC) program, the Job Opportunities and Basic Skills Training (JOBS) program, and the Emergency Assistance (EA) program. These funds cover only cash benefits targeted to needy families. California's version of TANF is called CalWORKs. Eligibility for TANF/CalWORKs is determined by employees in the Social Services budget, and employment services are provided through Social Services, as well. This budget pays only for the cash assistance grants to the eligible needy families.

MAJOR ACCOMPLISHMENTS IN FISCAL YEAR 2021-2022

- Processed ninety-nine (99) applications for assistance during the first three (3) quarters of FY 2021-2022. This reflected an increase from the prior year, which appears to be an indication that the impact of the pandemic is starting to wane.
- Continued to provide increased front end supports to reduce and/or eliminate the need for cash assistance, including implementing an enhanced Work Readiness training program and utilizing the CalWORKs Diversion Program.
- Maintained regular monitoring of the internal checks and balances in place for the issuance of cash benefits and made adjustments as needed to tighten internal controls. Monitored caseload numbers over time with previous caseloads numbers ranging from a point in time of April 1, with numbers showing a caseload of one hundred and twelve (112) in 2013, eighty-seven (87) in 2014, eighty-seven (87) in 2015, ninety-one (91) in 2016, one hundred and six (106) in 2017, ninety-five (95) in 2018, eighty-nine (89) in 2019, eighty-one (81) in 2020, fifty-five (55) in 2021 and a slight increase to fifty-seven(57) in 2022, (which may increase once late renewals are complete). The FY 20-21 and 21-22 lower caseload numbers is due to the pandemic, as many clients became eligible and received unemployment benefits, making them ineligible for TANF benefits. However, as the benefits and waivers associated with the pandemic are phased out, these numbers are anticipated to increase over the next fiscal year.

GOALS FOR FISCAL YEAR 2022-2023

- Utilize the eXemplar reporting system to continue to ensure timeliness of eligibility determinations and processing in 100% of our TANF cases, following the federal and state laws and regulations.

DEPARTMENTAL BUDGET REQUEST FOR FISCAL YEAR 2022-2023

The Department's Fiscal Year 2022-2023 Requested Budget represents an overall increase of \$0 in expenditures, and an increase of \$0 in revenues, when compared to the Fiscal Year 2021-2022 Board Approved Budget. As a result, the Requested Net County Cost is increased by \$0.

The Department's Fiscal Year 2022-2023 Requested Budget represents an overall increase of \$0 in expenditures, and an increase of \$0 in revenues, when compared to the Fiscal Year 2021-2022 Board Approved Budget. As a result, the Requested Net County Cost is increased by \$0.

Personnel Costs did not change compared to the Fiscal Year 2021-2022 Board Approved Budget.

Personnel Costs did not change compared to the Fiscal Year 2021-2022 Board Approved Budget.

Revenues

4420 (SOCIAL SERVICE REALIGNMENT) increased by \$172,000: Due to State benefit increases, more realignment from Family Support account to be recognized; **4460** (REALIGNMENT - 2011) increased by \$53,000: Using CalWorks MOE realignment monies to offset required match; **4511** (FEDERAL AID TO FAMILY W/ CHILD) decreased by \$225,000: This is driven by case load and increases in benefits are funded by Realignment.

Personnel

The Department's Requested Budget represents no change in the number of fulltime equivalent (FTE) positions that are supported by this budget.

N/A

Services & Supplies

(There are no changes in this object category from the previous fiscal year.)

Support & Care of Persons

(There are no changes in this object category from the previous fiscal year.)

Fixed Assets

(There are no changes in this object category from the previous fiscal year.)

FISCAL YEAR 2022-2023 REDUCTION IMPACTS TO BASE BUDGET

None

FISCAL YEAR 2022-2023 STATE/FEDERAL FUNDING SUMMARY

State funding was realigned in 2011. No known Federal impacts at this time.

FISCAL YEAR 2022-2023 REGULATORY COMPLIANCE SUMMARY

Welfare and Institutions Code Section 10532 states that each county shall develop a plan to deliver the full range of services to CalWORKs recipients.

MAJOR POLICY CONSIDERATIONS BEING REQUESTED

None

COUNTY OF INYO
BUD002A - BUDGET REQUESTS

RUNDATE: 06/30/2022 TODAY'S DATE: 09/02/2022

FOR FISCAL YEARS: 07/01/2020 - 06/30/23

	YTD ACTUALS 06/30/2021	BOARD APPROVED 06/30/2022	WORKING BUDGET 06/30/2022	YTD ACTUALS 06/30/2022	DEPT REQUESTED 06/30/2023	CAO RECOMM 06/30/2023	BOARD APPROVED 06/30/2023
BUDGET UNIT: 056300 TANF (AFDC)							
FUND: 0001 GENERAL FUND							
REVENUES:							
4420 - SOCIAL SERVICE REALIGNMENT	\$1,540	\$40,000	\$40,000	\$156,484	\$212,000	\$212,000	\$0
4425 - AID FAMILY DEPENDENT CHILDREN	(\$1,158)	\$235,000	\$235,000	(\$4,303)	\$235,000	\$235,000	\$0
4460 - REALIGNMENT - 2011	\$223,929	\$100,000	\$100,000	\$244,015	\$153,000	\$153,000	\$0
4498 - STATE GRANTS	\$124,924	\$0	\$0	\$0	\$0	\$0	\$0
4511 - FEDERAL AID TO FAMILY W/ CHILD	\$246,557	\$350,000	\$349,288	\$115,129	\$125,000	\$125,000	\$0
AID FROM OTHER GOVT AGENCIES	\$595,793	\$725,000	\$724,288	\$511,325	\$725,000	\$725,000	\$0
4998 - OPERATING TRANSFERS IN	\$0	\$0	\$0	\$60,161	\$0	\$0	\$0
OTHER FINANCING SOURCES	\$0	\$0	\$0	\$60,161	\$0	\$0	\$0
4955 - FAMILY SUPPORT REPAYMENT	\$4,420	\$0	\$712	\$1,688	\$0	\$0	\$0
OTHER REVENUE	\$4,420	\$0	\$712	\$1,688	\$0	\$0	\$0
TOTAL REVENUES:	<u>\$600,214</u>	<u>\$725,000</u>	<u>\$725,000</u>	<u>\$573,175</u>	<u>\$725,000</u>	<u>\$725,000</u>	<u>\$0</u>
EXPENSES:							
5501 - SUPPORT & CARE OF PERSONS	\$600,214	\$725,000	\$725,000	\$573,175	\$725,000	\$725,000	\$0
OTHER CHARGES	\$600,214	\$725,000	\$725,000	\$573,175	\$725,000	\$725,000	\$0
TOTAL EXPENSES:	<u>\$600,214</u>	<u>\$725,000</u>	<u>\$725,000</u>	<u>\$573,175</u>	<u>\$725,000</u>	<u>\$725,000</u>	<u>\$0</u>
BUDGET UNIT: 056300 TANF (AFDC)	\$0	\$0	\$0	\$0	\$0	\$0	\$0

TOBACCO TAX GRANT 22-25

640322

DEPARTMENTAL FUNCTIONS

The Tobacco Education Program informs and educates the public on the dangers of tobacco use and abuse, as well as the hazards of secondhand smoke and promotes healthy lifestyles for individuals and families. In addition, the program aims to build capacity and leadership skills with Inyo County youth and adults through Coalition workgroups. Tobacco Education staff also provide updates, community education and prevention messaging surrounding the topics of tobacco, alcohol, marijuana, and other drugs. Finally, the Tobacco Education Program attempts to create movement towards social norms change as outlined in the Endgame Policy Initiative. The purpose of the initiative is to eradicate the tobacco industry's influence and harm in California by building a statewide movement that prepares and transitions communities, especially those consisting of priority populations that have historically been targeted by the tobacco industry.

MAJOR ACCOMPLISHMENTS IN FISCAL YEAR 2021-2022

- The Tobacco Education Program collaborated on multiple trainings and meetings conducted virtually and in-person this past year. These meetings provided education and collaboration opportunities for a wide range of community partners such as Bishop Union High School, Lone Pine High School, Toiyabe Indian Health Project, Bishop Indian Education Center, Inyo County Nutrition and Dental Program, Inyo County Mentoring and Outdoor Program, Inyo County Probation, Owens Valley Career Development Center, Friends of the Inyo, First 5 Inyo County, Bishop Police Department, and the Inyo County Sheriff's office. All represented agencies had the opportunity to assist in creating the 2022 Communications Plan for the Tobacco Education Program's media campaigns.
- The Tobacco Education Program continued collaborative partnerships with local schools to invite high school age youth to participate in Youth Coalition meetings and activities in Lone Pine and Bishop. Conducted a total of 38 Youth Coalition meetings despite COVID-19 precautions and closures, some meetings were held virtually, and some were held in-person. Youth Coalition members at Bishop Union High School prepared and delivered six formal presentations to their peers addressing youth vaping statistics and the dangerous health effects of a variety of tobacco products. Youth Coalition attended the virtual Youth Summit addressing policymakers from California in April 2022 where they had the opportunity to speak to State lawmakers regarding the adoption of tobacco policies that will prevent youth from initiating tobacco use and subsequent addiction. The City of Bishop has been holding large community activities and the Tobacco Education Program has attended and plans to continue attending future activities to engage and educate the community and recruit volunteers for both coalitions in collaboration with other Health and Human Services programs.
- In March of 2022, the Tobacco Education Program staff attended the American Heart Association Freedom from Smoking training and received certification to teach state-required tobacco and nicotine cessation classes to the public. The Tobacco Education Program also has a large cessation media campaign to include social media, print media, radio media, and a billboard with Kick-It California resource identification. Participated in the Earth Day 2022 activity at Bishop City Park where Tobacco Education Program received approximately 300 visitors, both adults and youth. Through the booth we distributed 14 quit kits to community members and provided resources and behavior modification materials that encourage smokers to quit. The program will continue to set-up tables and participate in community events throughout the summer.
- The Tobacco Education Program recruited youth coalition members to create a radio ad for the Great American Smokeout in November of 2021, which aired 22 times during the week of November 17, 2021. The Tobacco Education Program is in the process of renewing a contract for a billboard located on Highway

395 north of Bishop to provide on-going community education and information on the youth vaping epidemic with direction to the Kick- It California campaign. In April, the Tobacco Education Program attended several health & safety fairs in the Death Valley and Tecopa area in collaboration with other Inyo County Public Health & Prevention programs. We distributed educational materials and cessation recourses. With youth and community input, the Tobacco Education Education program placed 37 radio ads on 2 stations and 12 print ads in 2 newspapers (in both Spanish and English) reaching residents across the region with the CTCP campaign message "Switching isn't Quitting" branded with the approved Kick-it California logo.

GOALS FOR FISCAL YEAR 2022-2023

- Fill staff vacancies and provide orientation to new staff to adequately continue the Tobacco Education Program's mandated activities for the State of California Tobacco Control Program. We have expanded authorized staff in this program to include a seasonal tobacco program intern who will work as a peer support and provide important program outreach.
- Continue to conduct youth coalition meetings to promote education and advocacy with our youth and expand our community outreach among adults and the more rural areas of Inyo County.
- Continue progress on objectives outlined in our scope of work including prohibition of tobacco/nicotine use in Multi-Unit Housing complexes, implementing Retail Licensing Policies, promote and facilitate youth and community engagement in Tobacco Control, and promote and facilitate tobacco and nicotine cessation.
- Implement media, policy, evaluation, and cessation activities as identified and budgeted in the 2022-2025 Tobacco Control Plan. This includes continuing to provide education, referrals, and information on the effects of secondhand smoke, the dangers of flavored nicotine on youth, and available smoking cessation resources through a variety of media outlets.
- Continue to coordinate and collaborate with other Inyo County Departments and Community Based Organizations (CBOs) such as Toiyabe Indian Health Project, Inyo County Office of Education, Owens Valley Career Development Center, and Bishop Indian Education Center to provide a continuum of prevention services for the public.

DEPARTMENTAL BUDGET REQUEST FOR FISCAL YEAR 2022-2023

The Department's Fiscal Year 2022-2023 Requested Budget represents an overall increase of \$150,000 in expenditures, and an increase of \$150,000 in revenues, when compared to the Fiscal Year 2021-2022 Board Approved Budget. As a result, the Requested Net County Cost is increased by \$0.

Personnel Costs increased by \$96,235 compared to the Fiscal Year 2021-2022 Board Approved Budget, due to the last budget was for 6 months and this is now a 12 month budget.

Revenues

4998 (OPERATING TRANSFERS IN) increased by \$150,000: The last budget was for 6 months and this is now a 12 month budget.

Personnel

The Department's Requested Budget represents no change in the number of fulltime equivalent (FTE) positions that are supported by this budget.

See HHS Shift table for personnel spreads between the 23 budgets.

Services & Supplies

5122 (CELL PHONES) increased by \$745: Projected expenditures based on prior year analysis; **5263** (ADVERTISING) increased by \$4,062: Projected expenditures based on prior year analysis; **5265** (PROFESSIONAL & SPECIAL SERVICE) increased by \$13,301: Projected expenditures based on prior year analysis; **5291** (OFFICE, SPACE & SITE RENTAL) increased by \$4,848: Projected expenditures based on prior year analysis; **5311** (GENERAL OPERATING EXPENSE) increased by \$4,433: Projected expenditures based on prior year analysis; **5331** (TRAVEL EXPENSE) increased by \$8,873: Projected expenditures based on prior year analysis; **5351** (UTILITIES) decreased by \$700: Projected expenditures based on prior year analysis. Many of these costs are now internal charges.

Support & Care of Persons

(There are no changes in this object category from the previous fiscal year.)

Fixed Assets

(There are no changes in this object category from the previous fiscal year.)

FISCAL YEAR 2022-2023 REDUCTION IMPACTS TO BASE BUDGET

None

FISCAL YEAR 2022-2023 STATE/FEDERAL FUNDING SUMMARY

State funded with tobacco taxes.

FISCAL YEAR 2022-2023 REGULATORY COMPLIANCE SUMMARY

Health and Safety Code Section 10440 states that each county public health agency shall be the lead local agency for its County and have overall responsibility for the success of the Tobacco Control Program.

MAJOR POLICY CONSIDERATIONS BEING REQUESTED

None

COUNTY OF INYO
BUD002A - BUDGET REQUESTS

RUNDATE: 06/30/2022 TODAY'S DATE: 09/02/2022

FOR FISCAL YEARS: 07/01/2020 - 06/30/23

	YTD ACTUALS 06/30/2021	BOARD APPROVED 06/30/2022	WORKING BUDGET 06/30/2022	YTD ACTUALS 06/30/2022	DEPT REQUESTED 06/30/2023	CAO RECOMM 06/30/2023	BOARD APPROVED 06/30/2023
BUDGET UNIT: 640322 TOBACCO TAX GRANT 22-25							
FUND: 6882 TOBACCO TAX GRANT 22-25							
REVENUES:							
4998 - OPERATING TRANSFERS IN	\$0	\$150,000	\$150,000	\$88,387	\$300,000	\$300,000	\$0
OTHER FINANCING SOURCES	\$0	\$150,000	\$150,000	\$88,387	\$300,000	\$300,000	\$0
TOTAL REVENUES:	\$0	\$150,000	\$150,000	\$88,387	\$300,000	\$300,000	\$0
EXPENSES:							
5001 - SALARIED EMPLOYEES	\$0	\$65,991	\$65,991	\$32,970	\$130,991	\$130,991	\$0
5012 - PART TIME EMPLOYEES	\$0	\$0	\$5,328	\$872	\$0	\$0	\$0
5021 - RETIREMENT & SOCIAL SECURITY	\$0	\$5,141	\$5,813	\$2,550	\$10,155	\$10,155	\$0
5022 - PERS RETIREMENT	\$0	\$9,099	\$9,099	\$3,208	\$12,658	\$12,658	\$0
5024 - RETIREMENT-UNFUNDED LIAB	\$0	\$6,523	\$6,523	\$6,523	\$14,713	\$14,713	\$0
5031 - MEDICAL INSURANCE	\$0	\$17,119	\$17,119	\$5,380	\$31,062	\$31,062	\$0
5032 - DISABILITY INSURANCE	\$0	\$798	\$798	\$352	\$1,447	\$1,447	\$0
5043 - OTHER BENEFITS	\$0	\$361	\$361	\$193	\$241	\$241	\$0
SALARIES & BENEFITS	\$0	\$105,032	\$111,032	\$52,051	\$201,267	\$201,267	\$0
5122 - CELL PHONES	\$0	\$168	\$369	\$222	\$913	\$913	\$0
5260 - HEALTH - EMPLOYEE PHYSICALS	\$0	\$0	\$0	\$124	\$0	\$0	\$0
5263 - ADVERTISING	\$0	\$14,838	\$5,238	\$6,287	\$18,900	\$18,900	\$0
5265 - PROFESSIONAL & SPECIAL SERVICE	\$0	\$6,221	\$10,276	\$7,133	\$19,522	\$19,522	\$0
5291 - OFFICE, SPACE & SITE RENTAL	\$0	\$2,035	\$2,079	\$2,946	\$6,883	\$6,883	\$0
5311 - GENERAL OPERATING EXPENSE	\$0	\$2,000	\$2,000	\$2,378	\$6,433	\$6,433	\$0
5331 - TRAVEL EXPENSE	\$0	\$1,512	\$656	\$0	\$10,385	\$10,385	\$0
5351 - UTILITIES	\$0	\$1,050	\$1,206	\$4	\$350	\$350	\$0
SERVICES & SUPPLIES	\$0	\$27,824	\$21,824	\$19,097	\$63,386	\$63,386	\$0
5121 - INTERNAL CHARGES	\$0	\$750	\$750	\$1,490	\$2,900	\$2,900	\$0
5123 - TECH REFRESH EXPENSE	\$0	\$1,077	\$1,077	\$1,077	\$3,263	\$3,263	\$0
5127 - MOBILE DEVICE MANAGEMENT-INTER	\$0	\$9	\$9	\$9	\$14	\$14	\$0
5129 - INTERNAL COPY CHARGES (NON-IS)	\$0	\$450	\$450	\$192	\$1,000	\$1,000	\$0
5152 - WORKERS COMPENSATION	\$0	\$1,115	\$1,115	\$1,115	\$1,433	\$1,433	\$0

COUNTY OF INYO

BUD002A - BUDGET REQUESTS

RUNDATE: 06/30/2022 TODAY'S DATE: 09/02/2022

FOR FISCAL YEARS: 07/01/2020 - 06/30/23

	YTD ACTUALS 06/30/2021	BOARD APPROVED 06/30/2022	WORKING BUDGET 06/30/2022	YTD ACTUALS 06/30/2022	DEPT REQUESTED 06/30/2023	CAO RECOMM 06/30/2023	BOARD APPROVED 06/30/2023
5155 - PUBLIC LIABILITY INSURANCE	\$0	\$1,735	\$1,735	\$1,735	\$2,291	\$2,291	\$0
5315 - COUNTY COST PLAN	\$0	\$11,508	\$11,508	\$11,508	\$23,446	\$23,446	\$0
5333 - MOTOR POOL	\$0	\$500	\$500	\$111	\$1,000	\$1,000	\$0
INTERNAL CHARGES	\$0	\$17,144	\$17,144	\$17,238	\$35,347	\$35,347	\$0
TOTAL EXPENSES:	\$0	\$150,000	\$150,000	\$88,387	\$300,000	\$300,000	\$0
BUDGET UNIT: 640322 TOBACCO TAX GRANT 22-25	\$0	\$0	\$0	(\$0)	\$0	\$0	\$0

WOMEN INFANTS & CHILDREN 21-22

641921

DEPARTMENTAL FUNCTIONS

This is a federally funded program, administered by the California Department of Public Health (CDPH), with goals of decreasing the risk of poor birth outcomes and improving participants' nutrition during critical times of growth and development. Our Inyo County Health & Human Services WIC program is part of a coordinated effort to protect the health of low-income mothers and children through nutrition education, breastfeeding promotion and support, healthcare referrals, and the provision of specific supplemental nutritious foods.

MAJOR ACCOMPLISHMENTS IN FISCAL YEAR 2021-2022

- WIC coordinated a Breastfeeding Awareness Month event and other promotional activities in August 2021 that honored mothers and allowed for community outreach. We had a great turnout for this outreach event and look forward to further expanding this event in August 2022. Other promotional activities included media outreach via radio, print, and social media, with a campaign on the Team Inyo Facebook.
- The WIC program maintained an Electric Breast Pump Loan Program for WIC participants to help sustain exclusively breastfed infant rates, exceeding the state rate for exclusively breastfed infants at six months at 30%. WIC staff contributed regularly to the Inyo County Perinatal Taskforce, a collaborative of community partners working together to provide a continuum of services for pregnant and breastfeeding women and new mothers, that assisted in the creation of a community referral system for breastfeeding services with the closure of the Northern Inyo Hospital NEST Program. A new internal protocol was created for breastfeeding support for all referrals received at WIC to provide more intensive support and education in a timely manner.
- The program continued to benefit from the talent and support of two Prevention Specialist positions, shared between First 5, Prevention, and WIC. The program receives administrative and managerial oversight from a Prevention Program Manager, which supports the collaboration between co-located programs, providing convenient one stop services and ensuring program continuity during vacancies. Provided support and training, including WIC Nutrition Assistant training, to new staff due to staff turnover.
- WIC staff participated in the statewide implementation of Teletask, an appointment reminder and participant communication system, to provide the best service to clients in the WIC program. Teletask allowed us to expand communication with participants and maintain the program during COVID-19 uncertainty by providing WIC appointments over the phone, offering pickups at the office for essential items, and by communicating with WIC vendors regarding WIC foods running out of stock. WIC staff has provided support to participants as we have transitioned back to providing in-person recertifications.
- Our Registered Dietician and WIC staff contributed regularly to the Inyo County childhood obesity prevention work group, Team Inyo for Healthy Kids, a collaborative of community providers.

GOALS FOR FISCAL YEAR 2022-2023

- Engage at least 50 participants in Breastfeeding Awareness Month outreach events. WIC plans to offer events in Bishop and Lone Pine.
- Increase breastfeeding rates among WIC participants by 10% for fully breastfeeding at six months and 5% for any breastfeeding at six months.

- As we return to the office and resume in-person services, we would like to expand outreach opportunities. This will include providing services more regularly in Lone Pine by expanding our staff presence and restarting a breastfeeding support group that has been on hiatus due to the pandemic.
- Complete process of cross-training new Prevention Specialist as Certified WIC Nutrition Assistants to enhance services to shared participants among co-located WIC, First 5 and Prevention Services programs.
- Engage more WIC participants in Team Inyo for Healthy Kids activities and events through referral.

DEPARTMENTAL BUDGET REQUEST FOR FISCAL YEAR 2022-2023

The Department's Fiscal Year 2022-2023 Requested Budget represents an overall increase of \$41,612 in expenditures, and an increase of \$41,612 in revenues, when compared to the Fiscal Year 2021-2022 Board Approved Budget. As a result, the Requested Net County Cost is increased by \$0.

Personnel Costs increased by \$48,945 compared to the Fiscal Year 2021-2022 Board Approved Budget, due to change in staffing and negotiated COLA and career ladder changes.

Revenues

4555 (FEDERAL GRANTS) increased by \$41,612: This is the remaining amount of the prior year federal allocation.

Personnel

The Department's Requested Budget represents a decrease in the number of fulltime equivalent (FTE) positions that are supported by this budget.

During fiscal year 2021/22, we changed the HHS Specialist position to a Prevention Specialist to allow for additional staffing coverage and flexibility. We are also budgeting the Registered Dietician as a full time position but the last one was only interested in part time work. There is actually a .19 decrease in FTE.

See HHS Shift table for personnel spreads between the 23 budgets.

Services & Supplies

5122 (CELL PHONES) decreased by \$306: Projected expenditures based on prior year analysis; **5260** (HEALTH - EMPLOYEE PHYSICALS) increased by \$150: Projected expenditures based on current recruitment; **5265** (PROFESSIONAL & SPECIAL SERVICE) decreased by \$27: Projected expenditures based on prior year analysis; **5291** (OFFICE, SPACE & SITE RENTAL) decreased by \$1,019: Projected expenditures based on prior year analysis; **5311** (GENERAL OPERATING EXPENSE) decreased by \$500: Projected expenditures based on prior year analysis; **5331** (TRAVEL EXPENSE) increased by \$2,406: Conferences are being offered and required by the State for in person attendance; **5351** (UTILITIES) decreased by \$610: Projected expenditures based on prior year analysis. Many of these costs are now internal charges.

Support & Care of Persons

(There are no changes in this object category from the previous fiscal year.)

Fixed Assets

(There are no changes in this object category from the previous fiscal year.)

FISCAL YEAR 2022-2023 REDUCTION IMPACTS TO BASE BUDGET

None

FISCAL YEAR 2022-2023 STATE/FEDERAL FUNDING SUMMARY

Federal Funding through United States Department of Agriculture (USDA). Funding has remained stable and the Department continues to monitor appropriation discussions at the Federal Level.

FISCAL YEAR 2022-2023 REGULATORY COMPLIANCE SUMMARY

WIC services are deemed critical to the growth and development of children in low-income families, however, WIC is not a mandated program and in some counties is offered through private community-based organizations.

MAJOR POLICY CONSIDERATIONS BEING REQUESTED

None

COUNTY OF INYO
BUD002A - BUDGET REQUESTS

RUNDATE: 06/30/2022 TODAY'S DATE: 09/02/2022

FOR FISCAL YEARS: 07/01/2020 - 06/30/23

	YTD ACTUALS 06/30/2021	BOARD APPROVED 06/30/2022	WORKING BUDGET 06/30/2022	YTD ACTUALS 06/30/2022	DEPT REQUESTED 06/30/2023	CAO RECOMM 06/30/2023	BOARD APPROVED 06/30/2023
BUDGET UNIT: 641921 WOMEN INFANTS & CHILDREN 21-22							
FUND: 6885 WOMEN INFANTS & CHILDREN 21-22							
REVENUES:							
4430 - HEALTH REALIGNMENT	\$0	\$0	\$3,717	\$3,717	\$0	\$0	\$0
4555 - FEDERAL GRANTS	\$0	\$334,999	\$331,282	\$122,220	\$154,158	\$154,158	\$0
AID FROM OTHER GOVT AGENCIES	\$0	\$334,999	\$334,999	\$125,938	\$154,158	\$154,158	\$0
TOTAL REVENUES:	\$0	\$334,999	\$334,999	\$125,938	\$154,158	\$154,158	\$0
EXPENSES:							
5001 - SALARIED EMPLOYEES	\$0	\$122,692	\$122,692	\$104,764	\$75,153	\$75,153	\$0
5012 - PART TIME EMPLOYEES	\$0	\$34,411	\$34,411	\$9,686	\$0	\$0	\$0
5021 - RETIREMENT & SOCIAL SECURITY	\$0	\$12,449	\$12,449	\$8,848	\$5,824	\$5,824	\$0
5022 - PERS RETIREMENT	\$0	\$15,227	\$15,227	\$11,606	\$7,884	\$7,884	\$0
5024 - RETIREMENT-UNFUNDED LIAB	\$0	\$26,681	\$26,681	\$26,681	\$10,032	\$10,032	\$0
5025 - RETIREE HEALTH BENEFITS	\$0	\$0	\$0	\$0	\$12,851	\$12,851	\$0
5031 - MEDICAL INSURANCE	\$0	\$28,593	\$25,654	\$16,667	\$19,540	\$19,540	\$0
5032 - DISABILITY INSURANCE	\$0	\$1,933	\$1,933	\$1,285	\$832	\$832	\$0
5043 - OTHER BENEFITS	\$0	\$3,611	\$6,550	\$4,672	\$37	\$37	\$0
SALARIES & BENEFITS	\$0	\$245,597	\$245,597	\$184,213	\$132,153	\$132,153	\$0
5122 - CELL PHONES	\$0	\$1,656	\$1,656	\$1,270	\$246	\$246	\$0
5260 - HEALTH - EMPLOYEE PHYSICALS	\$0	\$250	\$250	\$0	\$150	\$150	\$0
5263 - ADVERTISING	\$0	\$2,450	\$4,500	\$3,464	\$600	\$600	\$0
5265 - PROFESSIONAL & SPECIAL SERVICE	\$0	\$347	\$1,550	\$1,067	\$82	\$82	\$0
5291 - OFFICE, SPACE & SITE RENTAL	\$0	\$4,992	\$5,201	\$6,804	\$1,426	\$1,426	\$0
5311 - GENERAL OPERATING EXPENSE	\$0	\$10,000	\$9,376	\$10,188	\$500	\$500	\$0
5326 - LATE FEES & FINANCE CHARGES	\$0	\$0	\$9	\$9	\$0	\$0	\$0
5331 - TRAVEL EXPENSE	\$0	\$1,440	\$2,148	\$2,148	\$3,518	\$3,518	\$0
5351 - UTILITIES	\$0	\$4,000	\$2,000	\$1,581	\$890	\$890	\$0
SERVICES & SUPPLIES	\$0	\$25,135	\$26,690	\$26,533	\$7,412	\$7,412	\$0
5121 - INTERNAL CHARGES	\$0	\$2,000	\$2,000	\$2,432	\$1,600	\$1,600	\$0
5123 - TECH REFRESH EXPENSE	\$0	\$3,229	\$3,229	\$3,229	\$1,632	\$1,632	\$0

COUNTY OF INYO
BUD002A - BUDGET REQUESTS

RUNDATE: 06/30/2022 TODAY'S DATE: 09/02/2022

FOR FISCAL YEARS: 07/01/2020 - 06/30/23

	YTD ACTUALS 06/30/2021	BOARD APPROVED 06/30/2022	WORKING BUDGET 06/30/2022	YTD ACTUALS 06/30/2022	DEPT REQUESTED 06/30/2023	CAO RECOMM 06/30/2023	BOARD APPROVED 06/30/2023
5127 - MOBILE DEVICE MANAGEMENT-INTER	\$0	\$36	\$36	\$40	\$10	\$10	\$0
5129 - INTERNAL COPY CHARGES (NON-IS)	\$0	\$611	\$1,011	\$1,075	\$300	\$300	\$0
5152 - WORKERS COMPENSATION	\$0	\$1,922	\$1,922	\$1,922	\$850	\$850	\$0
5155 - PUBLIC LIABILITY INSURANCE	\$0	\$2,992	\$2,992	\$2,992	\$1,359	\$1,359	\$0
5315 - COUNTY COST PLAN	\$0	\$51,377	\$51,377	\$51,377	\$8,342	\$8,342	\$0
5333 - MOTOR POOL	\$0	\$2,100	\$250	\$55	\$500	\$500	\$0
INTERNAL CHARGES	\$0	\$64,267	\$62,817	\$63,123	\$14,593	\$14,593	\$0
TOTAL EXPENSES:	\$0	\$334,999	\$335,104	\$273,870	\$154,158	\$154,158	\$0
BUDGET UNIT: 641921 WOMEN INFANTS & CHILDREN 21-22	\$0	\$0	(\$105)	(\$147,932)	\$0	\$0	\$0

WOMEN INFANTS & CHILDREN 22-23

641922

DEPARTMENTAL FUNCTIONS

This is a federally funded program, administered by the California Department of Public Health (CDPH), with goals of decreasing the risk of poor birth outcomes and improving participants' nutrition during critical times of growth and development. Our Inyo County Health & Human Services WIC program is part of a coordinated effort to protect the health of low-income mothers and children through nutrition education, breastfeeding promotion and support, healthcare referrals, and the provision of specific supplemental nutritious foods.

MAJOR ACCOMPLISHMENTS IN FISCAL YEAR 2021-2022

- WIC coordinated a Breastfeeding Awareness Month event and other promotional activities in August 2021 that honored mothers and allowed for community outreach. We had a great turnout for this outreach event and look forward to further expanding this event in August 2022. Other promotional activities included media outreach via radio, print, and social media, with a campaign on the Team Inyo Facebook.
- The WIC program maintained an Electric Breast Pump Loan Program for WIC participants to help sustain exclusively breastfed infant rates, exceeding the state rate for exclusively breastfed infants at six months at 30%. WIC staff contributed regularly to the Inyo County Perinatal Taskforce, a collaborative of community partners working together to provide a continuum of services for pregnant and breastfeeding women and new mothers, that assisted in the creation of a community referral system for breastfeeding services with the closure of the Northern Inyo Hospital NEST Program. A new internal protocol was created for breastfeeding support for all referrals received at WIC to provide more intensive support and education in a timely manner.
- WIC continued to benefit from the talent and support of two Prevention Specialist positions, shared between First 5, Prevention, and WIC. The program receives administrative and managerial oversight from a Prevention Program Manager, which supports the collaboration between co-located programs, providing convenient one stop services and ensuring program continuity during vacancies. Provided support and training, including WIC Nutrition Assistant training, to new staff due to staff turnover.
- WIC staff participated in the statewide implementation of Teletask, an appointment reminder and participant communication system, to provide the best service to clients in the WIC program. Teletask allowed us to expand communication with participants and maintain the program during COVID-19 uncertainty by providing WIC appointments over the phone, offering pickups at the office for essential items, and by communicating with WIC vendors regarding WIC foods running out of stock. WIC staff has provided support to participants as we have transitioned back to providing in-person recertifications.
- Our Registered Dietician and WIC staff contributed regularly to the Inyo County childhood obesity prevention work group, Team Inyo for Healthy Kids, a collaborative of community providers.

GOALS FOR FISCAL YEAR 2022-2023

- Engage at least 50 participants in Breastfeeding Awareness Month outreach events. WIC plans to offer events in Bishop and Lone Pine.
- Increase breastfeeding rates among WIC participants by 10% for fully breastfeeding at six months and 5% for any breastfeeding at six months.

- As we return to the office and resume in-person services, we would like to expand outreach opportunities. This will include providing services more regularly in Lone Pine by expanding our staff presence and restarting a breastfeeding support group that has been on hiatus due to the pandemic.
- Complete process of cross-training new Prevention Specialist as Certified WIC Nutrition Assistants to enhance services to shared participants among co-located WIC, First 5 and Prevention Services programs.
- Engage more WIC participants in Team Inyo for Healthy Kids activities and events through referral.

DEPARTMENTAL BUDGET REQUEST FOR FISCAL YEAR 2022-2023

The Department's Fiscal Year 2022-2023 Requested Budget represents an overall decrease of \$63,297 in expenditures, and a decrease of \$63,297 in revenues, when compared to the Fiscal Year 2021-2022 Board Approved Budget. As a result, the Requested Net County Cost is increased by \$0.

Personnel Costs decreased by \$28,752 compared to the Fiscal Year 2021-2022 Board Approved Budget, due to decrease in FTE in the budget.

Revenues

4555 (FEDERAL GRANTS) decreased by \$63,297: Projected revenue needed based on expenditure analysis.

Personnel

The Department's Requested Budget represents a decrease in the number of fulltime equivalent (FTE) positions that are supported by this budget.

During fiscal year 2021/22, we changed the HHS Specialist position to a Prevention Specialist to allow for additional staffing coverage and flexibility. We are also budgeting the Registered Dietician as a full time position but the last one was only interested in part time work. There is actually a .19 decrease in FTE.

See HHS Shift table for personnel spreads between the 23 budgets.

Services & Supplies

5122 (CELL PHONES) decreased by \$918: Projected expenditures based on prior year analysis; **5260** (HEALTH - EMPLOYEE PHYSICALS) decreased by \$250: Projected expenditures based on prior year analysis; **5263** (ADVERTISING) decreased by \$1,950: Projected expenditures based on prior year analysis; **5265** (PROFESSIONAL & SPECIAL SERVICE) increased by \$538: Projected expenditures based on prior year analysis; **5291** (OFFICE, SPACE & SITE RENTAL) increased by \$63: Projected expenditures based on prior year analysis; **5311** (GENERAL OPERATING EXPENSE) decreased by \$2,862: Projected expenditures based on prior year analysis; **5331** (TRAVEL EXPENSE) increased by \$1,055: Projected expenditures based on prior year analysis; **5351** (UTILITIES) decreased by \$2,000: Projected expenditures based on prior year analysis. Many of these costs are now internal charges.

Support & Care of Persons

(There are no changes in this object category from the previous fiscal year.)

Fixed Assets

(There are no changes in this object category from the previous fiscal year.)

FISCAL YEAR 2022-2023 REDUCTION IMPACTS TO BASE BUDGET

None

FISCAL YEAR 2022-2023 STATE/FEDERAL FUNDING SUMMARY

Federal Funding through United States Department of Agriculture (USDA). Funding has remained stable and the Department continues to monitor appropriation discussions at the Federal Level.

FISCAL YEAR 2022-2023 REGULATORY COMPLIANCE SUMMARY

WIC services are deemed critical to the growth and development of children in low-income families, however, WIC is not a mandated program and in some counties is offered through private community-based organizations.

MAJOR POLICY CONSIDERATIONS BEING REQUESTED

None

COUNTY OF INYO
BUD002A - BUDGET REQUESTS

RUNDATE: 06/30/2022 TODAY'S DATE: 09/02/2022

FOR FISCAL YEARS: 07/01/2020 - 06/30/23

	YTD ACTUALS 06/30/2021	BOARD APPROVED 06/30/2022	WORKING BUDGET 06/30/2022	YTD ACTUALS 06/30/2022	DEPT REQUESTED 06/30/2023	CAO RECOMM 06/30/2023	BOARD APPROVED 06/30/2023
BUDGET UNIT: 641922 WOMEN INFANTS & CHILDREN 22-23							
FUND: 6892 WOMEN INFANTS & CHILDREN 22-23							
REVENUES:							
4555 - FEDERAL GRANTS	\$0	\$0	\$0	\$0	\$271,702	\$271,702	\$0
AID FROM OTHER GOVT AGENCIES	\$0	\$0	\$0	\$0	\$271,702	\$271,702	\$0
TOTAL REVENUES:	\$0	\$0	\$0	\$0	\$271,702	\$271,702	\$0
EXPENSES:							
5001 - SALARIED EMPLOYEES	\$0	\$0	\$0	\$0	\$105,834	\$105,834	\$0
5021 - RETIREMENT & SOCIAL SECURITY	\$0	\$0	\$0	\$0	\$8,199	\$8,199	\$0
5022 - PERS RETIREMENT	\$0	\$0	\$0	\$0	\$12,695	\$12,695	\$0
5024 - RETIREMENT-UNFUNDED LIAB	\$0	\$0	\$0	\$0	\$30,093	\$30,093	\$0
5025 - RETIREE HEALTH BENEFITS	\$0	\$0	\$0	\$0	\$30,011	\$30,011	\$0
5031 - MEDICAL INSURANCE	\$0	\$0	\$0	\$0	\$28,759	\$28,759	\$0
5032 - DISABILITY INSURANCE	\$0	\$0	\$0	\$0	\$1,169	\$1,169	\$0
5043 - OTHER BENEFITS	\$0	\$0	\$0	\$0	\$85	\$85	\$0
SALARIES & BENEFITS	\$0	\$0	\$0	\$0	\$216,845	\$216,845	\$0
5122 - CELL PHONES	\$0	\$0	\$0	\$0	\$738	\$738	\$0
5263 - ADVERTISING	\$0	\$0	\$0	\$0	\$500	\$500	\$0
5265 - PROFESSIONAL & SPECIAL SERVICE	\$0	\$0	\$0	\$0	\$885	\$885	\$0
5291 - OFFICE, SPACE & SITE RENTAL	\$0	\$0	\$0	\$0	\$5,055	\$5,055	\$0
5311 - GENERAL OPERATING EXPENSE	\$0	\$0	\$0	\$0	\$7,138	\$7,138	\$0
5331 - TRAVEL EXPENSE	\$0	\$0	\$0	\$0	\$2,495	\$2,495	\$0
5351 - UTILITIES	\$0	\$0	\$0	\$0	\$2,000	\$2,000	\$0
SERVICES & SUPPLIES	\$0	\$0	\$0	\$0	\$18,811	\$18,811	\$0
5121 - INTERNAL CHARGES	\$0	\$0	\$0	\$0	\$3,625	\$3,625	\$0
5123 - TECH REFRESH EXPENSE	\$0	\$0	\$0	\$0	\$3,807	\$3,807	\$0
5127 - MOBILE DEVICE MANAGEMENT-INTER	\$0	\$0	\$0	\$0	\$10	\$10	\$0
5129 - INTERNAL COPY CHARGES (NON-IS)	\$0	\$0	\$0	\$0	\$700	\$700	\$0
5152 - WORKERS COMPENSATION	\$0	\$0	\$0	\$0	\$2,093	\$2,093	\$0
5155 - PUBLIC LIABILITY INSURANCE	\$0	\$0	\$0	\$0	\$3,346	\$3,346	\$0

COUNTY OF INYO

BUD002A - BUDGET REQUESTS

RUNDATE: 06/30/2022 TODAY'S DATE: 09/02/2022

FOR FISCAL YEARS: 07/01/2020 - 06/30/23

	YTD ACTUALS 06/30/2021	BOARD APPROVED 06/30/2022	WORKING BUDGET 06/30/2022	YTD ACTUALS 06/30/2022	DEPT REQUESTED 06/30/2023	CAO RECOMM 06/30/2023	BOARD APPROVED 06/30/2023
5315 - COUNTY COST PLAN	\$0	\$0	\$0	\$0	\$19,465	\$19,465	\$0
5333 - MOTOR POOL	\$0	\$0	\$0	\$0	\$3,000	\$3,000	\$0
INTERNAL CHARGES	\$0	\$0	\$0	\$0	\$36,046	\$36,046	\$0
TOTAL EXPENSES:	<u>\$0</u>	<u>\$0</u>	<u>\$0</u>	<u>\$0</u>	<u>\$271,702</u>	<u>\$271,702</u>	<u>\$0</u>
BUDGET UNIT: 641922 WOMEN INFANTS & CHILDREN 22-23	\$0	\$0	\$0	\$0	\$0	\$0	\$0

WORK INVESTMENT ACT 22-23

613722

DEPARTMENTAL FUNCTIONS

The Workforce Innovation and Opportunity Act (WIOA) went into effect in July 2014. The WIOA superseded the Workforce Investment Act of 1998 (WIA). Locally, WIOA provides for a resource room, with access to a computer, scanner, fax and printer for resume development, job searching and other employment resources (including access to Employment Development Department on-line services). Additional core responsibilities include keeping a strong relationship with our Local Area partners in our WIOA consortium, Kern and Mono Counties, and maintaining effective budget projections and accountability.

MAJOR ACCOMPLISHMENTS IN FISCAL YEAR 2021-2022

- Supported the services available to residents within Inyo County, by offering an employment registration service that allows any resident, seeking employment, access to on-line employment resources, while reducing the administrative costs to the County. While meeting current response requirements of the evolving COVID-19 pandemic, staff provided the community with information on how to apply for California Unemployment Services and provided by appointment access to a phone, fax or computer, if it was needed during the application process.
- Developed WorkKeys Program initiative, which provides foundational skill assessments and curriculum to enhance job seekers' job readiness. The WorkKeys Program is offered to reentry, general assistance, Welfare-To-Work and incarcerated consumers. The WorkKeys Program is also available to residents of the county.
- Continued to coordinate with partnering agencies through our participation in the Employment Collaboration Group, which includes, but is not limited to representatives from Owens Valley Career Development Center (Tribal TANF), Tribal Employment Rights Organization, US Forest Service, Inyo Mono Advocates for Community Action and Cerro Coso Community College. This group ensures coordination of services and works to address gaps in the employment services available throughout the County.
- Continued coordination with Kern County to ensure the provision of services continue to be available to the residents of Inyo County.

GOALS FOR FISCAL YEAR 2022-2023

- Continue to market the available employment registration services to residents throughout the community, with an emphasis on clients served by county programs, including, but not limited to, Employment and Eligibility, Probation, Behavioral Health.
- Utilize the electronic registration and tracking system (VOS Greeter) for clients to access resources including CalJOBS to support efforts to find and maintain employment, reducing their risk for public assistance programs.
- Coordinate with the Inyo County Office of Education - Adult Education Program to connect clients in need of credits for their high school diploma, GED prep, improved basic education skills or English language skills.
- Stay current on program regulations to ensure compliance with State regulations.

DEPARTMENTAL BUDGET REQUEST FOR FISCAL YEAR 2022-2023

The Department's Fiscal Year 2022-2023 Requested Budget represents an overall increase of \$12,067 in expenditures, and an increase of \$12,067 in revenues, when compared to the Fiscal Year 2021-2022 Board Approved Budget. As a result, the Requested Net County Cost is increased by \$0.

Personnel Costs increased by \$2,744 compared to the Fiscal Year 2021-2022 Board Approved Budget, due to negotiated COLA.

Revenues

4498 (STATE GRANTS) increased by \$12,067: We are projecting the same allocation as last fiscal year.

Personnel

The Department's Requested Budget represents no change in the number of fulltime equivalent (FTE) positions that are supported by this budget.

See HHS Shift table for personnel spreads between the 23 budgets.

Services & Supplies

5265 (PROFESSIONAL & SPECIAL SERVICE) increased by \$39,066: Evaluating if we are able to contract with local business center; **5291** (OFFICE, SPACE & SITE RENTAL) decreased by \$153: Projected expenditures based on prior year analysis; **5311** (GENERAL OPERATING EXPENSE) increased by \$1,537: Staff have implemented a new employment assessment and readiness program; **5351** (UTILITIES) decreased by \$1,000: Projected expenditures based on prior year analysis.

Support & Care of Persons

5501 (SUPPORT & CARE OF PERSONS) decreased by \$27,222: Moved costs to object code 5265.

Fixed Assets

(There are no changes in this object category from the previous fiscal year.)

FISCAL YEAR 2022-2023 REDUCTION IMPACTS TO BASE BUDGET

None

FISCAL YEAR 2022-2023 STATE/FEDERAL FUNDING SUMMARY

This is a federally funded program

FISCAL YEAR 2022-2023 REGULATORY COMPLIANCE SUMMARY

The Federal government requires states to provide WIOA services. Our local WIOA program operates under a Joint Powers Agreement between Kern, Inyo and Mono (KIM) counties.

MAJOR POLICY CONSIDERATIONS BEING REQUESTED

None

COUNTY OF INYO
BUD002A - BUDGET REQUESTS

RUNDATE: 06/30/2022 TODAY'S DATE: 09/02/2022

FOR FISCAL YEARS: 07/01/2020 - 06/30/23

	YTD ACTUALS 06/30/2021	BOARD APPROVED 06/30/2022	WORKING BUDGET 06/30/2022	YTD ACTUALS 06/30/2022	DEPT REQUESTED 06/30/2023	CAO RECOMM 06/30/2023	BOARD APPROVED 06/30/2023
BUDGET UNIT: 613722 WORK INVESTMENT ACT 22-23							
FUND: 6887 WORK INVESTMENT ACT 22-23							
REVENUES:							
4498 - STATE GRANTS	\$0	\$0	\$0	\$0	\$126,598	\$126,598	\$0
AID FROM OTHER GOVT AGENCIES	\$0	\$0	\$0	\$0	\$126,598	\$126,598	\$0
TOTAL REVENUES:	<u>\$0</u>	<u>\$0</u>	<u>\$0</u>	<u>\$0</u>	<u>\$126,598</u>	<u>\$126,598</u>	<u>\$0</u>
EXPENSES:							
5001 - SALARIED EMPLOYEES	\$0	\$0	\$0	\$0	\$49,884	\$49,884	\$0
5021 - RETIREMENT & SOCIAL SECURITY	\$0	\$0	\$0	\$0	\$3,873	\$3,873	\$0
5022 - PERS RETIREMENT	\$0	\$0	\$0	\$0	\$4,567	\$4,567	\$0
5024 - RETIREMENT-UNFUNDED LIAB	\$0	\$0	\$0	\$0	\$1,738	\$1,738	\$0
5031 - MEDICAL INSURANCE	\$0	\$0	\$0	\$0	\$15,741	\$15,741	\$0
5032 - DISABILITY INSURANCE	\$0	\$0	\$0	\$0	\$553	\$553	\$0
5043 - OTHER BENEFITS	\$0	\$0	\$0	\$0	\$121	\$121	\$0
SALARIES & BENEFITS	\$0	\$0	\$0	\$0	\$76,477	\$76,477	\$0
5265 - PROFESSIONAL & SPECIAL SERVICE	\$0	\$0	\$0	\$0	\$39,177	\$137	\$0
5291 - OFFICE, SPACE & SITE RENTAL	\$0	\$0	\$0	\$0	\$2,108	\$2,108	\$0
5311 - GENERAL OPERATING EXPENSE	\$0	\$0	\$0	\$0	\$1,637	\$1,637	\$0
5351 - UTILITIES	\$0	\$0	\$0	\$0	\$400	\$400	\$0
SERVICES & SUPPLIES	\$0	\$0	\$0	\$0	\$43,322	\$4,282	\$0
5121 - INTERNAL CHARGES	\$0	\$0	\$0	\$0	\$1,300	\$1,300	\$0
5129 - INTERNAL COPY CHARGES (NON-IS)	\$0	\$0	\$0	\$18	\$15	\$15	\$0
5152 - WORKERS COMPENSATION	\$0	\$0	\$0	\$0	\$569	\$569	\$0
5155 - PUBLIC LIABILITY INSURANCE	\$0	\$0	\$0	\$0	\$910	\$910	\$0
5315 - COUNTY COST PLAN	\$0	\$0	\$0	\$0	\$4,005	\$4,005	\$0
INTERNAL CHARGES	\$0	\$0	\$0	\$18	\$6,799	\$6,799	\$0
5501 - SUPPORT & CARE OF PERSONS	\$0	\$0	\$0	\$0	\$0	\$39,040	\$0
OTHER CHARGES	\$0	\$0	\$0	\$0	\$0	\$39,040	\$0

COUNTY OF INYO

BUD002A - BUDGET REQUESTS

RUNDATE: 06/30/2022 TODAY'S DATE: 09/02/2022

FOR FISCAL YEARS: 07/01/2020 - 06/30/23

	YTD ACTUALS 06/30/2021	BOARD APPROVED 06/30/2022	WORKING BUDGET 06/30/2022	YTD ACTUALS 06/30/2022	DEPT REQUESTED 06/30/2023	CAO RECOMM 06/30/2023	BOARD APPROVED 06/30/2023
TOTAL EXPENSES:	\$0	\$0	\$0	\$18	\$126,598	\$126,598	\$0
BUDGET UNIT: 613722 WORK INVESTMENT ACT 22-23	\$0	\$0	\$0	(\$18)	\$0	\$0	\$0

GRAND JURY 022000

DEPARTMENTAL FUNCTIONS

The Constitution for the State of California mandates that "one or more grand juries shall be drawn and summoned at least once a year in each county". The Inyo County Grand Jury has the responsibility of examining all aspects of county government, including special districts, to specifically determine the propriety and efficiency necessary in the expenditures of public monies, as well as the proper administration of county services.

MAJOR ACCOMPLISHMENTS IN FISCAL YEAR 2021-2022

- Not Applicable

GOALS FOR FISCAL YEAR 2022-2023

- Not Applicable

DEPARTMENTAL BUDGET REQUEST FOR FISCAL YEAR 2022-2023

The Department's Fiscal Year 2022-2023 Requested Budget represents an overall increase of \$0 in expenditures, and an increase of \$0 in revenues, when compared to the Fiscal Year 2021-2022 Board Approved Budget. As a result, the Requested Net County Cost is increased by \$0.

Personnel Costs did not change compared to the Fiscal Year 2021-2022 Board Approved Budget.

Revenues

(There are no changes in this object category from the previous fiscal year.)

Personnel

The Department's Requested Budget represents no change in the number of fulltime equivalent (FTE) positions that are supported by this budget.

There are no personnel expenditures in this budget. Administration is provided by staff in the CAO Budget.

Services & Supplies

(There are no changes in this object category from the previous fiscal year.)

Support & Care of Persons

(There are no changes in this object category from the previous fiscal year.)

Fixed Assets

(There are no changes in this object category from the previous fiscal year.)

FISCAL YEAR 2022-2023 REDUCTION IMPACTS TO BASE BUDGET

Not Applicable

FISCAL YEAR 2022-2023 STATE/FEDERAL FUNDING SUMMARY

Not Applicable

FISCAL YEAR 2022-2023 REGULATORY COMPLIANCE SUMMARY

Not Applicable

MAJOR POLICY CONSIDERATIONS BEING REQUESTED

Not Applicable

COUNTY OF INYO
BUD002A - BUDGET REQUESTS

RUNDATE: 06/30/2022 TODAY'S DATE: 09/02/2022

FOR FISCAL YEARS: 07/01/2020 - 06/30/23

	YTD ACTUALS 06/30/2021	BOARD APPROVED 06/30/2022	WORKING BUDGET 06/30/2022	YTD ACTUALS 06/30/2022	DEPT REQUESTED 06/30/2023	CAO RECOMM 06/30/2023	BOARD APPROVED 06/30/2023
BUDGET UNIT: 022000 GRAND JURY							
FUND: 0001 GENERAL FUND							
REVENUES:							
TOTAL REVENUES:	\$0	\$0	\$0	\$0	\$0	\$0	\$0
EXPENSES:							
5161 - JURY EXPENSE	(\$1)	\$18,110	\$17,260	\$15,520	\$18,110	\$18,110	\$0
5232 - OFFICE & OTHER EQUIP < \$5,000	\$4,111	\$5,000	\$5,000	\$0	\$5,000	\$5,000	\$0
5311 - GENERAL OPERATING EXPENSE	\$1,306	\$650	\$1,500	\$1,063	\$650	\$650	\$0
SERVICES & SUPPLIES	\$5,416	\$23,760	\$23,760	\$16,584	\$23,760	\$23,760	\$0
5121 - INTERNAL CHARGES	\$0	\$500	\$500	\$0	\$500	\$500	\$0
5129 - INTERNAL COPY CHARGES (NON-IS)	\$0	\$100	\$100	\$112	\$100	\$100	\$0
INTERNAL CHARGES	\$0	\$600	\$600	\$112	\$600	\$600	\$0
TOTAL EXPENSES:	\$5,416	\$24,360	\$24,360	\$16,697	\$24,360	\$24,360	\$0
BUDGET UNIT: 022000 GRAND JURY	(\$5,416)	(\$24,360)	(\$24,360)	(\$16,697)	(\$24,360)	(\$24,360)	\$0

FARM ADVISOR

066800

DEPARTMENTAL FUNCTIONS

The Inyo and Mono counties' UC Cooperative Extension office is a joint department of the University of California and the County of Inyo. It houses the farm advisor and administers several volunteer programs including 4-H that serve Inyo and Mono counties.

Serving as a bridge between local issues and the power of UC research, the UC Cooperative Extension (UCCE), brings practical, unbiased, science-based answers to the residents and agencies in Inyo and Mono counties through our programs and outreach. We are part of the multi-campus University of California Division of Agriculture and Natural Resources (UC ANR) that conducts research and extension statewide.

The Farm Advisor's work is aimed at conducting applied research and education to support local food systems, small farms, environmental horticulture, and quality of life issues. The advisor provides advisement on all areas of Horticulture and produce food safety. Our department serves as a link to UC campus and county-based academics to assist livestock producers, resource agencies, and other entities as needed.

The 4-H Youth Development Program is administered through our department. This program provides meaningful, learn-by-doing educational activities to children in 4-H clubs and other means. Our projects range from animal husbandry to citizenship, and all points in between. This program is led and conducted by adult volunteers. Research has shown that 4-H members learn important life skills like self-confidence, citizenship and responsibility. In a recent survey, 73% of 4-H members reported a desire to study science after high school.

The Master Gardener Program empowers our 59 trained volunteers to extend to the public research-based information. This popular program provides home horticulture and gardening information through outreach, community gardens, workshops, demonstration gardens. The extended stay at home order created an increased demand for gardening. Our local help line--operated by volunteers--has been swamped with activity. Previous efforts by the department to move most of the Master Gardener's training course online allowed us to offer the course this past year even with pandemic restrictions in place.

Our Master Food Preserver Program has 16 trained volunteers who teach the public safe means to preserve locally produced food. They specialize in research-based canning, dehydration, fermentation and freezing techniques. The local program has been recognized as innovative and serves at an advisory capacity at the state level.

These efforts are funded cooperatively by Inyo and Mono county governments, the University of California, and the United States Department of Agriculture. Our department receives extramural funding through grants managed by UC, and through fundraising activities supported by the public. Through a long-standing arrangement, Mono County funds one third of the department's expenses.

MAJOR ACCOMPLISHMENTS IN FISCAL YEAR 2021-2022

- Supported a successful 4-H program year with virtual and in-person activities for local youth
- Restarted public workshops in partnership with local businesses
- Consolidated office storage locations to better serve our clients and volunteers
- Approved by UC to hire two new academic positions serving our region with one based in Bishop

GOALS FOR FISCAL YEAR 2022-2023

- Expand opportunities in 4-H projects and clubs
- Complete recruitment and onboarding process for new positions
- Offer a Master Gardener training class in spring 2023
- Provide training, input, and support as needed for implementation of the Bishop Creek Watershed Vision Plan proposed by Lahontan Regional Water Quality Control Board

DEPARTMENTAL BUDGET REQUEST FOR FISCAL YEAR 2022-2023

The Department's Fiscal Year 2022-2023 Requested Budget represents an overall decrease of \$6,209 in expenditures, and an increase of \$733 in revenues, when compared to the Fiscal Year 2021-2022 Board Approved Budget. As a result, the Requested Net County Cost is decreased by \$6,942.

Personnel Costs increased by \$3,597 compared to the Fiscal Year 2021-2022 Board Approved Budget, due to normal annual increases.

Revenues

4561 (AID FROM MONO COUNTY) increased by \$733: Amount is derived from previous fiscal year's actual expenses.

Personnel

The Department's Requested Budget represents no change in the number of fulltime equivalent (FTE) positions that are supported by this budget.

n/a

Services & Supplies

5265 (PROFESSIONAL & SPECIAL SERVICE) increased by \$250: Reflects increased cost of service due to benefit increases; **5311** (GENERAL OPERATING EXPENSE) increased by \$1,221: We are managing paper for multiple departments (more than in our previous location on South Street); **5351** (UTILITIES) decreased by \$2,820: no longer charged.

Support & Care of Persons

(There are no changes in this object category from the previous fiscal year.)

Fixed Assets

(There are no changes in this object category from the previous fiscal year.)

FISCAL YEAR 2022-2023 REDUCTION IMPACTS TO BASE BUDGET

None expected.

FISCAL YEAR 2022-2023 STATE/FEDERAL FUNDING SUMMARY

N/A

FISCAL YEAR 2022-2023 REGULATORY COMPLIANCE SUMMARY

N/A

MAJOR POLICY CONSIDERATIONS BEING REQUESTED

N/A

COUNTY OF INYO
BUD002A - BUDGET REQUESTS

RUNDATE: 06/30/2022 TODAY'S DATE: 09/02/2022

FOR FISCAL YEARS: 07/01/2020 - 06/30/23

	YTD ACTUALS 06/30/2021	BOARD APPROVED 06/30/2022	WORKING BUDGET 06/30/2022	YTD ACTUALS 06/30/2022	DEPT REQUESTED 06/30/2023	CAO RECOMM 06/30/2023	BOARD APPROVED 06/30/2023
BUDGET UNIT: 066800 FARM ADVISOR							
FUND: 0001 GENERAL FUND							
REVENUES:							
4561 - AID FROM MONO COUNTY	\$44,924	\$48,329	\$48,329	\$47,776	\$49,062	\$49,062	\$0
AID FROM OTHER GOVT AGENCIES	\$44,924	\$48,329	\$48,329	\$47,776	\$49,062	\$49,062	\$0
TOTAL REVENUES:	\$44,924	\$48,329	\$48,329	\$47,776	\$49,062	\$49,062	\$0
EXPENSES:							
5001 - SALARIED EMPLOYEES	\$45,241	\$47,375	\$47,375	\$47,426	\$49,280	\$49,280	\$0
5021 - RETIREMENT & SOCIAL SECURITY	\$4,052	\$4,228	\$4,228	\$4,223	\$4,371	\$4,371	\$0
5022 - PERS RETIREMENT	\$4,446	\$4,444	\$4,444	\$4,346	\$4,510	\$4,510	\$0
5024 - RETIREMENT-UNFUNDED LIAB	\$11,612	\$11,858	\$11,858	\$11,858	\$13,375	\$13,375	\$0
5031 - MEDICAL INSURANCE	\$948	\$756	\$950	\$948	\$756	\$756	\$0
5032 - DISABILITY INSURANCE	\$499	\$656	\$656	\$550	\$622	\$622	\$0
5043 - OTHER BENEFITS	\$7,227	\$7,220	\$7,220	\$7,227	\$7,220	\$7,220	\$0
SALARIES & BENEFITS	\$74,028	\$76,537	\$76,731	\$76,580	\$80,134	\$80,134	\$0
5232 - OFFICE & OTHER EQUIP < \$5,000	\$0	\$300	\$300	\$244	\$300	\$300	\$0
5265 - PROFESSIONAL & SPECIAL SERVICE	\$13,750	\$14,250	\$14,250	\$14,250	\$14,500	\$14,500	\$0
5311 - GENERAL OPERATING EXPENSE	\$968	\$1,329	\$2,329	\$1,593	\$2,550	\$2,550	\$0
5351 - UTILITIES	\$2,044	\$2,820	\$2,625	\$0	\$0	\$0	\$0
SERVICES & SUPPLIES	\$16,762	\$18,699	\$19,504	\$16,087	\$17,350	\$17,350	\$0
5121 - INTERNAL CHARGES	\$9,531	\$15,086	\$15,086	\$10,174	\$12,182	\$12,182	\$0
5123 - TECH REFRESH EXPENSE	\$2,153	\$2,153	\$2,153	\$2,153	\$2,176	\$2,176	\$0
5128 - INTERNAL SHREDDING CHARGES	\$134	\$134	\$135	\$135	\$136	\$136	\$0
5129 - INTERNAL COPY CHARGES (NON-IS)	\$1,368	\$2,000	\$2,000	\$1,650	\$3,500	\$3,500	\$0
5152 - WORKERS COMPENSATION	\$599	\$725	\$725	\$725	\$900	\$900	\$0
5155 - PUBLIC LIABILITY INSURANCE	\$498	\$1,128	\$1,128	\$1,128	\$1,438	\$1,438	\$0
5315 - COUNTY COST PLAN	\$37,992	\$38,517	\$38,517	\$38,517	\$30,573	\$30,573	\$0
5333 - MOTOR POOL	\$262	\$2,511	\$1,511	\$443	\$2,892	\$2,892	\$0
INTERNAL CHARGES	\$52,538	\$62,254	\$61,255	\$54,926	\$53,797	\$53,797	\$0

COUNTY OF INYO

BUD002A - BUDGET REQUESTS

RUNDATE: 06/30/2022 TODAY'S DATE: 09/02/2022

FOR FISCAL YEARS: 07/01/2020 - 06/30/23

	YTD ACTUALS 06/30/2021	BOARD APPROVED 06/30/2022	WORKING BUDGET 06/30/2022	YTD ACTUALS 06/30/2022	DEPT REQUESTED 06/30/2023	CAO RECOMM 06/30/2023	BOARD APPROVED 06/30/2023
TOTAL EXPENSES:	\$143,329	\$157,490	\$157,490	\$147,595	\$151,281	\$151,281	\$0
BUDGET UNIT: 066800 FARM ADVISOR	(\$98,404)	(\$109,161)	(\$109,161)	(\$99,818)	(\$102,219)	(\$102,219)	\$0

LEASE RENTAL

024400

DEPARTMENTAL FUNCTIONS

A portion of the grazing fees paid by local ranchers to the US Department of the Interior, Bureau of Land Management (BLM) are returned to Inyo County to be held in a fund for approved range improvement projects on local grazing permits. Revenues come to Inyo County via the state of California Controller's Office annually. The amount varies depending on the section designation, annual grazing fee rate, and the acres grazed. The grazing lands identified by the Bureau of Land Management through the Taylor Grazing Act.

Members of the Grazing Advisory Board are appointed by the Inyo County Board of Supervisors. The purpose of the Grazing Advisory Boards is to accept requests from local ranchers and recommend appropriate projects to the Board of Supervisors, which then approves the expenditures from the funds designated for range improvements. Examples of projects that have been funded in recent years include solar water pumps and watering facilities, fencing material, and cattle guards. Project proposals must be prepared by the rancher in cooperation with the local BLM range staff prior to making the request to the Grazing Advisory Board. The Inyo-Mono Farm Advisor acts as the liaison between the two BLM Grazing advisory Boards and Inyo County Board of Supervisors to coordinate Grazing Advisory Board meetings and requests for use of the funds by grazing permittees. Each Grazing Advisory Board generally meets once per year to consider project request. After the project is approved, the rancher spends the money to complete the project, submits a paid invoice to this office, and then is reimbursed by the County through these funds. The goal of each Grazing Advisory Board is to enable range improvement projects on BLM rangelands in Inyo County by cost-sharing with ranches and the approved project.

MAJOR ACCOMPLISHMENTS IN FISCAL YEAR 2021-2022

- None: No meetings were held this fiscal year. Grazing Advisory Board is not active.

GOALS FOR FISCAL YEAR 2022-2023

- Follow-up on any outstanding projects
- Hold at least one meeting for all lessees
- Coordinate with Board Clerk to advertise and fill vacant board positions

DEPARTMENTAL BUDGET REQUEST FOR FISCAL YEAR 2022-2023

The Department's Fiscal Year 2022-2023 Requested Budget represents an overall increase of \$0 in expenditures, and an increase of \$0 in revenues, when compared to the Fiscal Year 2021-2022 Board Approved Budget. As a result, the Requested Net County Cost is increased by \$0.

The Department's Fiscal Year 2018-2019 Requested Budget represents an overall increase of \$0 in expenditures, and an increase of \$0 in revenues, when compared to the Fiscal Year 2017-2018 Board Approved Budget. As a result, the Requested Net County Cost is increased by \$0.

Revenues for each Grazing Advisory Board Fund vary greatly between years and are dependent upon the number of animal units permitted, length of grazing season, and grazing fee. The above figures represent essentially the same budget that has been requested previously, with no increases or decreases in these budget units. Since the Grazing Advisory Boards act only on requested projects for recommending expenditures, the amounts requested above are an estimate on historical use of the funds.

The net county cost of this program is \$0. The balance of this fund is \$32,133

Personnel Costs did not change compared to the Fiscal Year 2021-2022 Board Approved Budget.

Revenues

(There are no changes in this object category from the previous fiscal year.)

Personnel

The Department's Requested Budget represents no change in the number of fulltime equivalent (FTE) positions that are supported by this budget.

N/A

Services & Supplies

(There are no changes in this object category from the previous fiscal year.)

Support & Care of Persons

(There are no changes in this object category from the previous fiscal year.)

Fixed Assets

(There are no changes in this object category from the previous fiscal year.)

FISCAL YEAR 2022-2023 REDUCTION IMPACTS TO BASE BUDGET

None

FISCAL YEAR 2022-2023 STATE/FEDERAL FUNDING SUMMARY

None

FISCAL YEAR 2022-2023 REGULATORY COMPLIANCE SUMMARY

None

MAJOR POLICY CONSIDERATIONS BEING REQUESTED

None

COUNTY OF INYO

BUD002A - BUDGET REQUESTS

RUNDATE: 06/30/2022 TODAY'S DATE: 09/02/2022

FOR FISCAL YEARS: 07/01/2020 - 06/30/23

	YTD ACTUALS 06/30/2021	BOARD APPROVED 06/30/2022	WORKING BUDGET 06/30/2022	YTD ACTUALS 06/30/2022	DEPT REQUESTED 06/30/2023	CAO RECOMM 06/30/2023	BOARD APPROVED 06/30/2023
BUDGET UNIT: 024400 LEASE RENTAL							
FUND: 0012 LEASE RENTAL							
REVENUES:							
4531 - GRAZING FEES	\$1,789	\$0	\$0	\$1,164	\$0	\$0	\$0
AID FROM OTHER GOVT AGENCIES	\$1,789	\$0	\$0	\$1,164	\$0	\$0	\$0
TOTAL REVENUES:	<u>\$1,789</u>	<u>\$0</u>	<u>\$0</u>	<u>\$1,164</u>	<u>\$0</u>	<u>\$0</u>	<u>\$0</u>
EXPENSES:							
5311 - GENERAL OPERATING EXPENSE	\$0	\$6,000	\$6,000	\$0	\$6,000	\$6,000	\$0
SERVICES & SUPPLIES	\$0	\$6,000	\$6,000	\$0	\$6,000	\$6,000	\$0
TOTAL EXPENSES:	<u>\$0</u>	<u>\$6,000</u>	<u>\$6,000</u>	<u>\$0</u>	<u>\$6,000</u>	<u>\$6,000</u>	<u>\$0</u>
BUDGET UNIT: 024400 LEASE RENTAL	\$1,789	(\$6,000)	(\$6,000)	\$1,164	(\$6,000)	(\$6,000)	\$0

RANGE IMPROVEMENT

024300

DEPARTMENTAL FUNCTIONS

A portion of the grazing fees paid by local ranchers to the US Department of the Interior, Bureau of Land Management (BLM) are returned to Inyo County to be held in a fund for approved range improvement projects on local grazing permits. Revenues come to Inyo County via the state of California Controller's Office annually. The amount varies depending on the section designation, annual grazing fee rate, and the acres grazed. The grazing lands identified by the Bureau of Land Management through the Taylor Grazing Act.

Members of the Grazing Advisory Board are appointed by the Inyo County Board of Supervisors. The purpose of the Grazing Advisory Boards is to accept requests from local ranchers and recommend appropriate projects to the Board of Supervisors, which then approves the expenditures from the funds designated for range improvements. Examples of projects that have been funded in recent years include solar water pumps and watering facilities, fencing material, and cattle guards. Project proposals must be prepared by the rancher in cooperation with the local BLM range staff prior to making the request to the Grazing Advisory Board. The Inyo-Mono Farm Advisor acts as the liaison between the two BLM Grazing advisory Boards and Inyo County Board of Supervisors to coordinate Grazing Advisory Board meetings and requests for use of the funds by grazing permit holders. Each Grazing Advisory Board generally meets once per year to consider project request. After the project is approved, the rancher spends the money to complete the project, submits a paid invoice to this office, and then is reimbursed by the County through these funds. The goal of each Grazing Advisory Board is to enable range improvement projects on BLM rangelands in Inyo County by cost-sharing with ranches and the approved project.

MAJOR ACCOMPLISHMENTS IN FISCAL YEAR 2021-2022

- None: No meetings were held this fiscal year. Grazing Advisory Board is not active.

GOALS FOR FISCAL YEAR 2022-2023

- Follow-up on any outstanding projects
- Hold at least one meeting for all lessees
- Coordinate with Board Clerk to advertise and fill vacant board positions

DEPARTMENTAL BUDGET REQUEST FOR FISCAL YEAR 2022-2023

The Department's Fiscal Year 2022-2023 Requested Budget represents an overall increase of \$0 in expenditures, and an increase of \$0 in revenues, when compared to the Fiscal Year 2021-2022 Board Approved Budget. As a result, the Requested Net County Cost is increased by \$0.

The Department's Fiscal Year 2018-2019 Requested Budget represents an overall increase of \$0 in expenditures, and an increase of \$0 in revenues, when compared to the Fiscal Year 2017-2018 Board Approved Budget. As a result, the Requested Net County Cost is increased by \$0.

Revenues for each Grazing Advisory Board Fund vary greatly between years and are dependent upon the number of animal units permitted, length of grazing season, and grazing fee. The above figures represent essentially the same budget that has been requested previously, with no increases or decreases in these budget units. Since the Grazing Advisory Boards act only on requested projects for recommending expenditures, the amounts requested above are an estimate on historical use of the funds.

The net county cost of this program is \$0. The balance of this fund is \$28,897

Personnel Costs did not change compared to the Fiscal Year 2021-2022 Board Approved Budget.

Revenues

(There are no changes in this object category from the previous fiscal year.)

Personnel

The Department's Requested Budget represents no change in the number of fulltime equivalent (FTE) positions that are supported by this budget.

n/a

Services & Supplies

(There are no changes in this object category from the previous fiscal year.)

Support & Care of Persons

(There are no changes in this object category from the previous fiscal year.)

Fixed Assets

(There are no changes in this object category from the previous fiscal year.)

FISCAL YEAR 2022-2023 REDUCTION IMPACTS TO BASE BUDGET

None

FISCAL YEAR 2022-2023 STATE/FEDERAL FUNDING SUMMARY

None

FISCAL YEAR 2022-2023 REGULATORY COMPLIANCE SUMMARY

None

MAJOR POLICY CONSIDERATIONS BEING REQUESTED

None

COUNTY OF INYO

BUD002A - BUDGET REQUESTS

RUNDATE: 06/30/2022 TODAY'S DATE: 09/02/2022

FOR FISCAL YEARS: 07/01/2020 - 06/30/23

	YTD ACTUALS 06/30/2021	BOARD APPROVED 06/30/2022	WORKING BUDGET 06/30/2022	YTD ACTUALS 06/30/2022	DEPT REQUESTED 06/30/2023	CAO RECOMM 06/30/2023	BOARD APPROVED 06/30/2023
BUDGET UNIT: 024300 RANGE IMPROVEMENT							
FUND: 0015 RANGE IMPROVEMENT							
REVENUES:							
4531 - GRAZING FEES	\$573	\$0	\$0	\$116	\$0	\$0	\$0
AID FROM OTHER GOVT AGENCIES	\$573	\$0	\$0	\$116	\$0	\$0	\$0
TOTAL REVENUES:	<u>\$573</u>	<u>\$0</u>	<u>\$0</u>	<u>\$116</u>	<u>\$0</u>	<u>\$0</u>	<u>\$0</u>
EXPENSES:							
5311 - GENERAL OPERATING EXPENSE	\$0	\$6,000	\$6,000	\$0	\$6,000	\$6,000	\$0
SERVICES & SUPPLIES	\$0	\$6,000	\$6,000	\$0	\$6,000	\$6,000	\$0
TOTAL EXPENSES:	<u>\$0</u>	<u>\$6,000</u>	<u>\$6,000</u>	<u>\$0</u>	<u>\$6,000</u>	<u>\$6,000</u>	<u>\$0</u>
BUDGET UNIT: 024300 RANGE IMPROVEMENT	\$573	(\$6,000)	(\$6,000)	\$116	(\$6,000)	(\$6,000)	\$0

ENVIRONMENTAL HEALTH - GENERAL

045400

DEPARTMENTAL FUNCTIONS

The Environmental Health Department (EHD) prevents public health hazards through environmental education and consistent enforcement. Core programs include the permitting, inspecting, compliance monitoring, and regulatory oversight of State small water systems, retail food establishments, public swimming pools, and spas, hazardous materials/waste facilities (CUPA), water well construction permits, onsite wastewater treatment system construction permits, solid waste facility inspection, permitting, and regulatory oversight (LEA), closed and illegal and/or abandoned solid waste sites (LEA), sewage pumper vehicles, and body art facilities. EHD works closely with the Planning, Public Works, Public Health, and Agriculture Commissioner departments on community development projects and other projects from time to time, like cannabis permits. The EHD also provides input on foodborne, water, sewer, solid waste, hazardous materials, and other public environmental health issues. The EHD assists in disaster/emergency response activities, and staff are on call at all times to respond to emergencies. The EHD responds to nuisance and other public complaints involving sanitation, vermin, mold, or other EHD related issues. The EHD assists the Vector control program, including public awareness, surveillance, and education on preventing vector-borne diseases such as hantavirus, plague, West Nile virus, Lyme disease, relapsing fever, and mosquito-borne encephalitis in coordination with public health. The EHD also operates a state-certified water testing laboratory that conducts total coliform and E. coliform analyses of drinking water, swimming pool and spa water, and various surface waters and groundwaters in the Eastern Sierra. The lab currently conducts over 4,000 analyses each year.

MAJOR ACCOMPLISHMENTS IN FISCAL YEAR 2021-2022

- We hired a Registered Environmental Health Specialist Trainee.
- We successfully got through our first round of food facility inspections for CY 2022.
- We moved our accounting software to a cloud-based system. While we are still working out the bugs, we see the move as a big step forward.
- Moving into the Quilter Consolidated Office Building was a major boost in employee morale.

GOALS FOR FISCAL YEAR 2022-2023

- We expect to complete our second round of CY food facility inspections without the use of an outside contractor.
- We expect to have our water lab evaluation for the new ELAP TNI standard.

DEPARTMENTAL BUDGET REQUEST FOR FISCAL YEAR 2022-2023

The Department's Fiscal Year 2022-2023 Requested Budget represents an overall decrease of \$16,238 in expenditures, and a decrease of \$137,522 in revenues, when compared to the Fiscal Year 2021-2022 Board Approved Budget. As a result, the Requested Net County Cost is increased by \$121,284.

Aside from a decrease in the Health Realignment, most of our revenue drop for FY 22/23 is attributed to the throughput of our water lab, and one of our largest contracts can make up to a third of the fees collected. While standard drinking water sampling from public water systems is predictable, surface water collection is not. COVID-related variability in the collection of this contractor's surface water samples and the number of samples

collected compared to non-pandemic years has proven difficult to predict.

Water well and septic system permits are another revenue that is hard to nail down. Some years we see many permit applications come through the office, other years not as many. These are both large expenses to a homeowner, and I suspect the decision to drill a well or install a new septic system has to do with one's perception of the economy.

Personnel Costs increased by \$15,993 compared to the Fiscal Year 2021-2022 Board Approved Budget, due to standard step increases due to the employees and the negotiated 4% COLA.

Revenues

4170 (WELL PERMITS) decreased by \$8,000: Based on actuals received in current fiscal year; **4172** (SEWER APPLICATIONS) decreased by \$1,000: Based on actuals received in current fiscal year; **4174** (WELL & WATER SYSTEM PERMITS) decreased by \$1,016: Based on actuals received in current fiscal year; **4182** (SWIMMING POOL PERMITS) decreased by \$1,500: Based on actuals received in current fiscal year; **4183** (FOOD ESTABLISHMENT PERMITS) increased by \$13,000: Based on actuals received in current fiscal year; **4430** (HEALTH REALIGNMENT) decreased by \$60,000: Actual allocation; **4723** (WATER SAMPLES) decreased by \$65,000: Based on actuals received in current fiscal year; **4754** (HAZARDOUS WASTE FEES) decreased by \$13,286: Based on actuals received in current fiscal year; **4819** (SERVICES & FEES) decreased by \$720: Based on actuals received in current fiscal year.

Personnel

The Department's Requested Budget represents no change in the number of fulltime equivalent (FTE) positions that are supported by this budget.

There are no changes requested this Fiscal Year.

Services & Supplies

5201 (MEDICAL, DENTAL & LAB SUPPLIES) increased by \$5,400: A lab assessment will occur in the fall - additional expense; **5232** (OFFICE & OTHER EQUIP < \$5,000) decreased by \$100: based on actual need; **5265** (PROFESSIONAL & SPECIAL SERVICE) decreased by \$60,000: There is no need for the CAEHA contract this fiscal year; **5291** (OFFICE, SPACE & SITE RENTAL) increased by \$198: based on information from the Senior Budget Analyst; **5351** (UTILITIES) decreased by \$1,875: based on actual expenses in the current fiscal year.

Support & Care of Persons

(There are no changes in this object category from the previous fiscal year.)

Fixed Assets

(There are no changes in this object category from the previous fiscal year.)

FISCAL YEAR 2022-2023 REDUCTION IMPACTS TO BASE BUDGET

Not Applicable

FISCAL YEAR 2022-2023 STATE/FEDERAL FUNDING SUMMARY

Not Applicable

FISCAL YEAR 2022-2023 REGULATORY COMPLIANCE SUMMARY

Not Applicable

MAJOR POLICY CONSIDERATIONS BEING REQUESTED

Not Applicable

COUNTY OF INYO
BUD002A - BUDGET REQUESTS

RUNDATE: 06/30/2022 TODAY'S DATE: 09/02/2022

FOR FISCAL YEARS: 07/01/2020 - 06/30/23

	YTD ACTUALS 06/30/2021	BOARD APPROVED 06/30/2022	WORKING BUDGET 06/30/2022	YTD ACTUALS 06/30/2022	DEPT REQUESTED 06/30/2023	CAO RECOMM 06/30/2023	BOARD APPROVED 06/30/2023
BUDGET UNIT: 045400 ENVIRONMENTAL HEALTH - GENERAL							
FUND: 0001 GENERAL FUND							
REVENUES:							
4170 - WELL PERMITS	\$19,993	\$16,000	\$8,700	\$8,648	\$8,000	\$8,000	\$0
4172 - SEWER APPLICATIONS	\$10,241	\$6,500	\$5,500	\$4,786	\$5,500	\$5,500	\$0
4174 - WELL & WATER SYSTEM PERMITS	\$60,041	\$3,556	\$3,556	\$3,726	\$2,540	\$2,540	\$0
4182 - SWIMMING POOL PERMITS	\$10,384	\$9,500	\$8,000	\$10,200	\$8,000	\$8,000	\$0
4183 - FOOD ESTABLISHMENT PERMITS	\$35,671	\$34,000	\$34,000	\$53,172	\$47,000	\$47,000	\$0
4184 - SEWAGE PUMP VEHICLE PERMIT LICENSES & PERMITS	\$1,360 \$137,690	\$1,300 \$70,856	\$1,300 \$61,056	\$1,190 \$81,722	\$1,300 \$72,340	\$1,300 \$72,340	\$0 \$0
4411 - STATE MOTOR VEHICLE IN LIEU TX	\$332,714	\$385,000	\$385,000	\$457,296	\$385,000	\$521,328	\$0
4430 - HEALTH REALIGNMENT	\$28,479	\$155,271	\$155,271	\$155,271	\$95,271	\$0	\$0
4498 - STATE GRANTS	\$17,470	\$77,421	\$77,421	\$77,426	\$77,421	\$77,421	\$0
4499 - STATE OTHER AID FROM OTHER GOVT AGENCIES	\$60,000 \$438,663	\$0 \$617,692	\$0 \$617,692	\$0 \$689,993	\$0 \$557,692	\$0 \$598,749	\$0 \$0
4723 - WATER SAMPLES	\$106,399	\$180,000	\$112,132	\$128,739	\$115,000	\$130,000	\$0
4729 - EH WASTE INSPECTION & PERMITS	\$18,378	\$18,378	\$18,378	\$18,378	\$18,378	\$18,378	\$0
4745 - AB2086 TRUST	\$0	\$0	\$0	\$131	\$0	\$0	\$0
4753 - SEWER SERVICE/CONNECTION FEES	\$0	\$0	\$0	\$482	\$0	\$0	\$0
4754 - HAZARDOUS WASTE FEES	\$26,052	\$38,286	\$20,000	\$29,337	\$25,000	\$25,000	\$0
4819 - SERVICES & FEES CHARGES FOR CURRENT SERVICES	\$109,582 \$260,411	\$71,720 \$308,384	\$50,000 \$200,510	\$65,936 \$243,003	\$71,000 \$229,378	\$71,000 \$244,378	\$0 \$0
TOTAL REVENUES:	\$836,764	\$996,932	\$879,258	\$1,014,720	\$859,410	\$915,467	\$0
EXPENSES:							
5001 - SALARIED EMPLOYEES	\$482,577	\$668,730	\$605,000	\$500,814	\$685,524	\$685,524	\$0
5012 - PART TIME EMPLOYEES	\$32,058	\$13,292	\$5,000	\$4,690	\$0	\$0	\$0
5021 - RETIREMENT & SOCIAL SECURITY	\$38,949	\$53,369	\$40,000	\$38,718	\$53,457	\$53,457	\$0
5022 - PERS RETIREMENT	\$77,559	\$93,591	\$88,000	\$75,076	\$95,501	\$95,501	\$0
5024 - RETIREMENT-UNFUNDED LIAB	\$58,062	\$59,293	\$59,293	\$59,293	\$66,876	\$66,876	\$0
5025 - RETIREE HEALTH BENEFITS	\$38,359	\$40,955	\$40,955	\$30,740	\$42,445	\$42,445	\$0

COUNTY OF INYO
BUD002A - BUDGET REQUESTS

RUNDATE: 06/30/2022 TODAY'S DATE: 09/02/2022

FOR FISCAL YEARS: 07/01/2020 - 06/30/23

	YTD ACTUALS 06/30/2021	BOARD APPROVED 06/30/2022	WORKING BUDGET 06/30/2022	YTD ACTUALS 06/30/2022	DEPT REQUESTED 06/30/2023	CAO RECOMM 06/30/2023	BOARD APPROVED 06/30/2023
5031 - MEDICAL INSURANCE	\$68,245	\$112,592	\$100,000	\$67,189	\$116,366	\$116,366	\$0
5032 - DISABILITY INSURANCE	\$5,197	\$8,276	\$6,800	\$5,609	\$7,607	\$7,607	\$0
5042 - SICK LEAVE BUY OUT	\$1,219	\$0	\$0	\$0	\$0	\$0	\$0
5043 - OTHER BENEFITS	\$10,350	\$7,221	\$9,000	\$6,994	\$5,536	\$5,536	\$0
SALARIES & BENEFITS	\$812,581	\$1,057,319	\$954,048	\$789,126	\$1,073,312	\$1,073,312	\$0
5122 - CELL PHONES	\$2,765	\$3,000	\$3,000	\$2,890	\$3,000	\$3,000	\$0
5201 - MEDICAL, DENTAL & LAB SUPPLIES	\$30,722	\$30,600	\$35,586	\$21,349	\$36,000	\$36,000	\$0
5232 - OFFICE & OTHER EQUIP < \$5,000	\$198	\$1,600	\$500	\$1,251	\$1,500	\$1,500	\$0
5260 - HEALTH - EMPLOYEE PHYSICALS	\$0	\$1,800	\$500	\$0	\$1,800	\$1,800	\$0
5263 - ADVERTISING	\$0	\$900	\$300	\$0	\$900	\$900	\$0
5265 - PROFESSIONAL & SPECIAL SERVICE	\$135,622	\$66,200	\$88,518	\$58,945	\$6,200	\$6,200	\$0
5291 - OFFICE, SPACE & SITE RENTAL	\$0	\$9,385	\$9,583	\$9,582	\$9,582	\$9,582	\$0
5311 - GENERAL OPERATING EXPENSE	\$4,828	\$5,000	\$4,000	\$4,821	\$5,000	\$5,000	\$0
5331 - TRAVEL EXPENSE	\$338	\$4,900	\$2,000	\$309	\$4,900	\$4,900	\$0
5351 - UTILITIES	\$1,655	\$2,375	\$0	\$0	\$500	\$500	\$0
5499 - PRIOR YEAR REFUNDS	\$0	\$0	\$300	\$212	\$0	\$0	\$0
SERVICES & SUPPLIES	\$176,130	\$125,760	\$144,287	\$98,725	\$69,382	\$69,382	\$0
5121 - INTERNAL CHARGES	\$11,534	\$11,900	\$11,900	\$8,442	\$11,900	\$11,900	\$0
5123 - TECH REFRESH EXPENSE	\$8,610	\$7,534	\$7,534	\$7,534	\$7,614	\$7,614	\$0
5127 - MOBILE DEVICE MANAGEMENT-INTER	\$87	\$90	\$96	\$86	\$40	\$40	\$0
5128 - INTERNAL SHREDDING CHARGES	\$322	\$322	\$517	\$517	\$481	\$481	\$0
5129 - INTERNAL COPY CHARGES (NON-IS)	\$1,093	\$1,300	\$1,300	\$1,504	\$1,200	\$1,200	\$0
5152 - WORKERS COMPENSATION	\$7,035	\$8,289	\$8,289	\$8,289	\$9,523	\$9,523	\$0
5155 - PUBLIC LIABILITY INSURANCE	\$5,847	\$12,900	\$12,900	\$12,900	\$14,868	\$14,868	\$0
5315 - COUNTY COST PLAN	\$89,397	\$85,239	\$85,239	\$85,239	\$106,094	\$106,094	\$0
5333 - MOTOR POOL	\$33,621	\$35,001	\$30,000	\$29,121	\$35,001	\$35,001	\$0
INTERNAL CHARGES	\$157,548	\$162,575	\$157,775	\$153,634	\$186,721	\$186,721	\$0
TOTAL EXPENSES:	\$1,146,260	\$1,345,654	\$1,256,110	\$1,041,486	\$1,329,415	\$1,329,415	\$0
BUDGET UNIT: 045400 ENVIRONMENTAL HEALTH - GENERAL	(\$309,496)	(\$348,722)	(\$376,852)	(\$26,766)	(\$470,005)	(\$413,948)	\$0

DISTRICT ATTORNEY

022400

DEPARTMENTAL FUNCTIONS

The District Attorney is the public prosecutor for Inyo County, charged with instituting and prosecuting court cases against persons charged with or reasonably suspected of committing public offenses. The District Attorney's office reviews law enforcement reports, coordinates investigations and makes final decisions regarding the filing and prosecution of all adult criminal complaints and juvenile delinquency petitions. The District Attorney's office has the authority to file civil cases related to consumer protection, environmental protection, and public nuisances.

Attorneys from our office assist in addressing truancy issues in Inyo County Schools through the School Attendance Review Board and other working groups. The District Attorney serves as one of the legal advisors to the Inyo County Grand Jury. When called upon, the District Attorney's office provides attorneys, investigators and staff to assist with criminal investigations in other County departments. The District Attorney's office has also assumed responsibility for the prosecution of bail forfeiture proceedings.

MAJOR ACCOMPLISHMENTS IN FISCAL YEAR 2021-2022

- Management of Covid-19 emergency as it relates to criminal justice impacts.
- Continued consistent and fair administration of criminal justice in Inyo County.

GOALS FOR FISCAL YEAR 2022-2023

- Continued consistent and fair administration of criminal justice in Inyo County.
- Continue to be vigilant for ways to improve the operation of our criminal justice system to reduce inconvenience to the public and to victims of crime.
- Continue to work with partner agencies from law enforcement, the Court, and service providers to reduce recidivism in Inyo County.
- To continue to handle whatever mother nature throws at us this coming year.

DEPARTMENTAL BUDGET REQUEST FOR FISCAL YEAR 2022-2023

The Department's Fiscal Year 2022-2023 Requested Budget represents an overall increase of \$130,036 in expenditures, and a decrease of \$5,078 in revenues, when compared to the Fiscal Year 2021-2022 Board Approved Budget. As a result, the Requested Net County Cost is increased by \$135,114.

The increase in overall costs is primarily a result of higher personnel costs (see below).

The decrease of revenue is the net result of \$27,053 of the HHS Welfare Fraud monies being re-allocated to the DA Safety budget 022410. (See discussion in Budget Unit (022410)--DA Public Safety).

However, to offset this amount, there has been an increase in other revenues: an increase in the amount of Intra County transfers from Community Corrections Partnership (AB109 realignment) revenues of \$10,000 for our DA case management system (\$25,000 requested instead of \$15,000 last fiscal year); an increase of \$6,975 of RAN monies from the Sheriff's budget to reimburse the DA for TransUnion (consumer data base information) and CellHawk (mobile telephone analytics) subscriptions used in our investigations. The CellHawk analytics

subscription will be available for use by DA Investigators, Sheriff Department Investigators, and Officers of the Bishop Police Department.

We are seeking a notable increase in Motor Pool (5333) because we now have three Investigators. For the past fiscal year, we attempted to manage the use of two vehicles for three Investigators, but this has proven to be unworkable. Historically, the DA's office (similar to the Sheriff's Department) provided an assigned vehicle for each Investigator. This requested increase will simply return us to the previous "status quo" of a vehicle for the elected DA, and one vehicle for each Investigator.

We are also seeking to appropriate revenue of \$5,000 from the DA Asset Forfeiture Fund (502403) to the DA budget, to help offset training costs for attorneys and investigations. The DA Asset Forfeiture Fund has been unused for many years, and it seems sensible to begin using some of that funding for training--which is arguably our most important non-salary cost.

Personnel Costs increased by \$86,032 compared to the Fiscal Year 2021-2022 Board Approved Budget, due to negotiated salary increases. Also, in past years, the DA Victim Witness Grant was able to pay for 30% of our Administrative Assistant's salary and benefits. Due to the higher Personnel costs, this year's DA Victim Witness Grant can only afford 20% of our Administrative Assistant's salary and benefits..

Revenues

4211 (CRIMINAL FINES) increased by \$10,000: Reflects income from Chemical Test Trust fund. In previous years this was recognized in 4998, Operating Transfers In; **4698** (INVESTIGATIONS) decreased by \$27,053: Due to the reallocation of HHS Welfare Fraud monies to the DA Safety budget 022410; **4821** (INTRA COUNTY CHARGES) increased by \$16,975: Increase in the amount of Intra County transfers from CCP/AB 109 revenues of \$10,000 for our DA case management system (\$25,000 requested instead of \$15,000 last fiscal year); an increase of \$6,975 of RAN funding from the Sheriff's budget to reimburse the DA for TransUnion and CellHawk subscriptions used in our investigations; **4998** (OPERATING TRANSFERS IN) decreased by \$5,000: Reflects \$10,000 decrease of Chemical Trust Funds that were transferred to Revenue 4211 but an additional revenue of \$5,000 from the DA Asset Forfeiture Fund 502403 to the DA budget, to help offset travel and training costs.

Personnel

The Department's Requested Budget represents no change in the number of fulltime equivalent (FTE) positions that are supported by this budget.

8 FTE.

Services & Supplies

5122 (CELL PHONES) increased by \$420: DA Investigator Richard Beall's cell phone was added to the DA's budget. For unknown (or unremembered) reasons, the Sheriff's Department had previously paid for this item; **5232** (OFFICE & OTHER EQUIP < \$5,000) increased by \$4,495: Reflects increase for CellHawk subscription. Costs paid by Intra County charges from RAN funds. This subscription will be shared with the Sheriff department and City of Bishop Police department; **5260** (HEALTH - EMPLOYEE PHYSICALS) decreased by \$550: We do not foresee any increase or replacement of employees during this Fiscal Year, and we are informed that employee physicals are generally no longer required; **5265** (PROFESSIONAL & SPECIAL SERVICE) increased by \$14,730: Reflects increase of \$10,000 for DA case management costs for new Court interface. Costs paid by AB 109 funds; **5311** (GENERAL OPERATING EXPENSE) increased by \$5,103: Increase in legal research subscription (Lexis-Nexis) and Investigations memberships;

5331 (TRAVEL EXPENSE) increased by \$3,600: We are anticipating that more travel will be available for in-person training as the Covid-19 emergency is brought under control; **5351** (UTILITIES) decreased by \$14,388: Reflect savings by moving into Consolidated Office Building. We no longer have to pay for a separate AT&T CLETS line, Suddenlink internet costs, and we were able to eliminate the Bishop fax machine.

Support & Care of Persons

(There are no changes in this object category from the previous fiscal year.)

Fixed Assets

(There are no changes in this object category from the previous fiscal year.)

FISCAL YEAR 2022-2023 REDUCTION IMPACTS TO BASE BUDGET

As in past years, most DA expenses are for actual personnel costs, and for the costs of maintaining an appropriate level of training to protect the citizens of Inyo County. A reduction to "no net increase" (across all DA budget units) would require a reduction in staff.

FISCAL YEAR 2022-2023 STATE/FEDERAL FUNDING SUMMARY

The DA share of criminal justice realignment, State Public Safety Funds, and Citizen Options (COPS) funding appear fundamentally stable. It does not appear that the State will be moving to reduce any of those sources.

FISCAL YEAR 2022-2023 REGULATORY COMPLIANCE SUMMARY

None.

MAJOR POLICY CONSIDERATIONS BEING REQUESTED

None.

COUNTY OF INYO
BUD002A - BUDGET REQUESTS

RUNDATE: 06/30/2022 TODAY'S DATE: 09/02/2022

FOR FISCAL YEARS: 07/01/2020 - 06/30/23

	YTD ACTUALS 06/30/2021	BOARD APPROVED 06/30/2022	WORKING BUDGET 06/30/2022	YTD ACTUALS 06/30/2022	DEPT REQUESTED 06/30/2023	CAO RECOMM 06/30/2023	BOARD APPROVED 06/30/2023
BUDGET UNIT: 022400 DISTRICT ATTORNEY							
FUND: 0001 GENERAL FUND							
REVENUES:							
4211 - CRIMINAL FINES	\$0	\$0	\$0	\$2,415	\$10,000	\$10,000	\$0
FINES & FORFEITURES	\$0	\$0	\$0	\$2,415	\$10,000	\$10,000	\$0
4460 - REALIGNMENT - 2011	\$0	\$9,644	\$9,644	\$0	\$9,644	\$9,644	\$0
4485 - STATE - PUBLIC SAFETY SERVICES	\$191,090	\$180,000	\$180,000	\$186,450	\$180,000	\$220,000	\$0
4488 - CITIZEN OPTION - PUBLIC SAFETY	\$4,499	\$7,500	\$7,500	\$7,500	\$7,500	\$7,500	\$0
AID FROM OTHER GOVT AGENCIES	\$195,590	\$197,144	\$197,144	\$193,950	\$197,144	\$237,144	\$0
4698 - INVESTIGATIONS	\$46,718	\$47,053	\$47,053	\$36,102	\$20,000	\$20,000	\$0
4821 - INTRA COUNTY CHARGES	\$9,600	\$15,000	\$15,000	\$9,600	\$31,975	\$31,975	\$0
CHARGES FOR CURRENT SERVICES	\$56,318	\$62,053	\$62,053	\$45,702	\$51,975	\$51,975	\$0
4998 - OPERATING TRANSFERS IN	\$0	\$10,000	\$10,000	\$4,644	\$5,000	\$5,000	\$0
OTHER FINANCING SOURCES	\$0	\$10,000	\$10,000	\$4,644	\$5,000	\$5,000	\$0
TOTAL REVENUES:	\$251,908	\$269,197	\$269,197	\$246,712	\$264,119	\$304,119	\$0
EXPENSES:							
5001 - SALARIED EMPLOYEES	\$639,447	\$738,727	\$738,727	\$736,222	\$792,570	\$792,570	\$0
5003 - OVERTIME	\$1,157	\$2,500	\$2,500	\$297	\$2,500	\$1,200	\$0
5021 - RETIREMENT & SOCIAL SECURITY	\$48,933	\$56,521	\$56,521	\$55,429	\$60,430	\$60,430	\$0
5022 - PERS RETIREMENT	\$108,394	\$109,487	\$109,487	\$108,381	\$114,979	\$114,979	\$0
5024 - RETIREMENT-UNFUNDED LIAB	\$77,804	\$79,453	\$79,453	\$79,453	\$89,615	\$89,615	\$0
5031 - MEDICAL INSURANCE	\$93,163	\$86,604	\$86,604	\$86,865	\$99,912	\$99,912	\$0
5032 - DISABILITY INSURANCE	\$5,177	\$8,520	\$8,520	\$6,216	\$8,538	\$8,538	\$0
5034 - EDUCATION REIMBURSEMENT	\$0	\$700	\$700	\$0	\$0	\$0	\$0
5043 - OTHER BENEFITS	\$25,474	\$13,718	\$13,718	\$13,733	\$13,718	\$13,718	\$0
SALARIES & BENEFITS	\$999,553	\$1,096,230	\$1,096,230	\$1,086,597	\$1,182,262	\$1,180,962	\$0
5122 - CELL PHONES	\$1,011	\$1,260	\$1,260	\$1,263	\$1,680	\$1,680	\$0
5232 - OFFICE & OTHER EQUIP < \$5,000	\$4,574	\$4,500	\$3,669	\$2,249	\$8,995	\$8,995	\$0
5260 - HEALTH - EMPLOYEE PHYSICALS	\$0	\$550	\$550	\$0	\$0	\$0	\$0

COUNTY OF INYO
BUD002A - BUDGET REQUESTS

RUNDATE: 06/30/2022 TODAY'S DATE: 09/02/2022

FOR FISCAL YEARS: 07/01/2020 - 06/30/23

	YTD ACTUALS 06/30/2021	BOARD APPROVED 06/30/2022	WORKING BUDGET 06/30/2022	YTD ACTUALS 06/30/2022	DEPT REQUESTED 06/30/2023	CAO RECOMM 06/30/2023	BOARD APPROVED 06/30/2023
5263 - ADVERTISING	\$206	\$500	\$500	\$0	\$500	\$500	\$0
5265 - PROFESSIONAL & SPECIAL SERVICE	\$13,287	\$30,000	\$34,165	\$33,956	\$44,730	\$40,000	\$0
5311 - GENERAL OPERATING EXPENSE	\$24,885	\$27,000	\$26,567	\$27,540	\$32,103	\$27,000	\$0
5321 - SPECIAL APPROPRIATION	\$5,000	\$5,000	\$5,000	\$5,000	\$5,000	\$5,000	\$0
5326 - LATE FEES & FINANCE CHARGES	\$0	\$0	\$53	\$53	\$0	\$0	\$0
5331 - TRAVEL EXPENSE	\$1,180	\$15,000	\$15,000	\$11,249	\$18,600	\$15,000	\$0
5351 - UTILITIES	\$4,643	\$14,772	\$3,672	\$998	\$384	\$384	\$0
SERVICES & SUPPLIES	\$54,788	\$98,582	\$90,436	\$82,310	\$111,992	\$98,559	\$0
5121 - INTERNAL CHARGES	\$0	\$0	\$831	\$831	\$0	\$0	\$0
5123 - TECH REFRESH EXPENSE	\$23,215	\$12,809	\$12,809	\$12,809	\$12,184	\$12,184	\$0
5127 - MOBILE DEVICE MANAGEMENT-INTER	\$30	\$36	\$36	\$30	\$14	\$14	\$0
5128 - INTERNAL SHREDDING CHARGES	\$536	\$536	\$916	\$916	\$1,296	\$1,296	\$0
5129 - INTERNAL COPY CHARGES (NON-IS)	\$4,300	\$5,168	\$5,168	\$2,136	\$3,000	\$3,000	\$0
5152 - WORKERS COMPENSATION	\$10,054	\$10,192	\$10,192	\$10,192	\$13,971	\$13,971	\$0
5155 - PUBLIC LIABILITY INSURANCE	\$8,325	\$15,861	\$15,861	\$15,861	\$22,331	\$22,331	\$0
5333 - MOTOR POOL	\$29,962	\$28,000	\$35,400	\$34,946	\$50,400	\$35,000	\$0
INTERNAL CHARGES	\$76,423	\$72,602	\$81,213	\$77,722	\$103,196	\$87,796	\$0
TOTAL EXPENSES:	\$1,130,765	\$1,267,414	\$1,267,879	\$1,246,631	\$1,397,450	\$1,367,317	\$0
BUDGET UNIT: 022400 DISTRICT ATTORNEY	(\$878,856)	(\$998,217)	(\$998,682)	(\$999,919)	(\$1,133,331)	(\$1,063,198)	\$0

DISTRICT ATTORNEY - SAFETY

022410

DEPARTMENTAL FUNCTIONS

The District Attorney-Safety budget funds the three sworn peace officers who serve as District Attorney Investigators. Most DA personnel are not sworn peace officers. However, our Chief Investigator and two Criminal Investigators are peace officers as defined by the California Penal Code and possess the same powers as Deputy Sheriffs and Police Officers. Because they belong to different bargaining units and receive different benefits, they are accounted for in this budget unit.

The primary purpose of the District Attorney Investigators is to assist DA attorneys in final investigations and preparation for trial. They are invaluable as courtroom assistants during trial, and also in obtaining the attendance of difficult to locate and/or uncooperative witnesses.

District Attorney Investigators are also available to assist Sheriff's Department Investigators, Bishop Police Department Officers, and local CHP Officers in the initial investigation of alleged crimes, and regularly do so.

The District Attorney is the lead agency in conducting criminal investigations in any officer involved shootings involving the Inyo County Sheriff or the Bishop Police Department. Fortunately, such investigations are rare in Inyo County, but when they are required they are conducted by the District Attorney Investigators under the direct supervision of the District Attorney.

MAJOR ACCOMPLISHMENTS IN FISCAL YEAR 2021-2022

- Hard work in navigating the last year of pandemic restrictions and changes in duties.
- Reorganization returned Investigations to three sworn peace officers.

GOALS FOR FISCAL YEAR 2022-2023

- Continue to provide high-quality support to the attorneys employed by the DA.
- Continue to provide assistance, on request, to all Inyo County law enforcement agencies.

DEPARTMENTAL BUDGET REQUEST FOR FISCAL YEAR 2022-2023

The Department's Fiscal Year 2022-2023 Requested Budget represents an overall increase of \$78,929 in expenditures, and an increase of \$27,053 in revenues, when compared to the Fiscal Year 2021-2022 Board Approved Budget. As a result, the Requested Net County Cost is increased by \$51,876.

Given the nature of this budget unit, virtually all of the increased costs are due to negotiated salary increases, career advancement for the Investigators, and increased medical insurance costs. The revenue increase (please see below) is due to a reallocation of public assistance fraud investigation funding received from HHS. After consultation with HHS, the percentage allocated to Investigator salaries and time is being increased, and the percentage allocation to the general DA Budget (022400) is being reduced. This represents no net change across all DA budget units. At the direction of the Budget Team, the requested overtime budget (5003) has been substantially reduced, with a corresponding increase in standby time (5004).

Personnel Costs increased by \$53,193 compared to the Fiscal Year 2021-2022 Board Approved Budget, due to negotiated salary and benefit increases and career advancement.

Revenues

4698 (INVESTIGATIONS) increased by \$27,053: Increased revenues are due to a reallocation of public assistance fraud investigation funding received from the Department of Health and Human Services. After consulting with HHS, a large percentage of those funds are being used in this budget unit. This results in lower revenue in DA budget unit 022400, but is no net change across all DA budgets.

Personnel

The Department's Requested Budget represents no change in the number of fulltime equivalent (FTE) positions that are supported by this budget.

No change in staffing is anticipated.

3 FTE.

Services & Supplies

(There are no changes in this object category from the previous fiscal year.)

Support & Care of Persons

(There are no changes in this object category from the previous fiscal year.)

Fixed Assets

(There are no changes in this object category from the previous fiscal year.)

FISCAL YEAR 2022-2023 REDUCTION IMPACTS TO BASE BUDGET

This budget unit is almost entirely personnel costs. The only way to avoid an increase would be to eliminate a Criminal Investigator position.

FISCAL YEAR 2022-2023 STATE/FEDERAL FUNDING SUMMARY

We do not anticipate any changes in our sources of state or federal revenues. This is primarily a general fund budget.

FISCAL YEAR 2022-2023 REGULATORY COMPLIANCE SUMMARY

While the DA and its Investigations Unit is subject to some oversight from the California Department of Justice, compliance expenditures are basically incorporated into our "costs of doing business".

MAJOR POLICY CONSIDERATIONS BEING REQUESTED

None.

COUNTY OF INYO
BUD002A - BUDGET REQUESTS

RUNDATE: 06/30/2022 TODAY'S DATE: 09/02/2022

FOR FISCAL YEARS: 07/01/2020 - 06/30/23

	YTD ACTUALS 06/30/2021	BOARD APPROVED 06/30/2022	WORKING BUDGET 06/30/2022	YTD ACTUALS 06/30/2022	DEPT REQUESTED 06/30/2023	CAO RECOMM 06/30/2023	BOARD APPROVED 06/30/2023
BUDGET UNIT: 022410 DISTRICT ATTORNEY - SAFETY							
FUND: 0001 GENERAL FUND							
REVENUES:							
4698 - INVESTIGATIONS	\$20,334	\$20,000	\$20,000	\$30,950	\$47,053	\$47,053	\$0
CHARGES FOR CURRENT SERVICES	\$20,334	\$20,000	\$20,000	\$30,950	\$47,053	\$47,053	\$0
TOTAL REVENUES:	<u>\$20,334</u>	<u>\$20,000</u>	<u>\$20,000</u>	<u>\$30,950</u>	<u>\$47,053</u>	<u>\$47,053</u>	<u>\$0</u>
EXPENSES:							
5001 - SALARIED EMPLOYEES	\$247,034	\$352,721	\$352,721	\$346,692	\$374,725	\$374,725	\$0
5003 - OVERTIME	\$3,433	\$28,795	\$28,795	\$24,590	\$27,000	\$27,000	\$0
5004 - STANDBY TIME	\$11,090	\$11,600	\$11,600	\$11,050	\$12,000	\$12,000	\$0
5021 - RETIREMENT & SOCIAL SECURITY	\$3,808	\$22,318	\$22,318	\$5,682	\$25,804	\$25,804	\$0
5022 - PERS RETIREMENT	\$73,560	\$104,149	\$104,149	\$101,615	\$110,749	\$110,749	\$0
5023 - RETIREMENT SAFETY-SIDE FUND	\$31,645	\$32,711	\$32,711	\$32,711	\$33,753	\$33,753	\$0
5024 - RETIREMENT-UNFUNDED LIAB	\$86,236	\$89,676	\$89,676	\$89,619	\$101,081	\$101,081	\$0
5031 - MEDICAL INSURANCE	\$32,010	\$54,619	\$54,619	\$55,795	\$64,696	\$64,696	\$0
5032 - DISABILITY INSURANCE	\$2,691	\$4,208	\$4,208	\$4,276	\$4,532	\$4,532	\$0
5033 - SHERIFF DEPUTIES DISABILITY	\$742	\$1,071	\$1,071	\$1,069	\$1,071	\$1,071	\$0
5034 - EDUCATION REIMBURSEMENT	\$0	\$700	\$700	\$0	\$350	\$350	\$0
5111 - CLOTHING	\$2,096	\$3,009	\$3,009	\$3,026	\$3,009	\$3,009	\$0
SALARIES & BENEFITS	\$494,348	\$705,577	\$705,577	\$676,129	\$758,770	\$758,770	\$0
5152 - WORKERS COMPENSATION	\$97,206	\$133,871	\$133,871	\$133,871	\$153,449	\$153,449	\$0
5155 - PUBLIC LIABILITY INSURANCE	\$5,967	\$8,436	\$8,436	\$8,436	\$14,594	\$14,594	\$0
INTERNAL CHARGES	\$103,173	\$142,307	\$142,307	\$142,307	\$168,043	\$168,043	\$0
TOTAL EXPENSES:	<u>\$597,521</u>	<u>\$847,884</u>	<u>\$847,884</u>	<u>\$818,436</u>	<u>\$926,813</u>	<u>\$926,813</u>	<u>\$0</u>
BUDGET UNIT: 022410 DISTRICT ATTORNEY - SAFETY	(\$577,186)	(\$827,884)	(\$827,884)	(\$787,485)	(\$879,760)	(\$879,760)	\$0

OES-VWAC 21-22 620421

DEPARTMENTAL FUNCTIONS

This budget unit is funded entirely by a CalOES grant for the provision of services to victims and witnesses of crime. The grant allows the District Attorney's office to fund one (1) Victim Witness Coordinator at 100%, one (1) Victim Witness Assistant at 100%, the (1) Administrative Assistant to the DA at 20%, and one (1) Legal Secretary III at 10%.

The program provides direct services to victims designed to reduce trauma related to being a victim, including referral to community-based resources, access to State Victims of Crime program compensation, orientation to the criminal justice system, court escort and support, case status updates, restitution assistance, victim impact statements, restraining order assistance, and other services mandated in program guidelines.

This budget unit reflects the three month period from July, 2022 to September, 2022 due to the difference in fiscal years between the federal grant period and the County budget period. Please see this section in Budget Unit 620422 (the nine month portion of the grant budget) for more information.

MAJOR ACCOMPLISHMENTS IN FISCAL YEAR 2021-2022

- Provided services to victims of crime.
- Responded to challenges of the Covid 19 pandemic.

GOALS FOR FISCAL YEAR 2022-2023

- Please see Budget Unit 620422

DEPARTMENTAL BUDGET REQUEST FOR FISCAL YEAR 2022-2023

The Department's Fiscal Year 2022-2023 Requested Budget represents an overall decrease of \$18,115 in expenditures, and a decrease of \$18,115 in revenues, when compared to the Fiscal Year 2021-2022 Board Approved Budget. As a result, the Requested Net County Cost is increased by \$0.

Slight reduction in Grant funding for this three month period. We enjoyed a larger "roll over" of nine month grant funding last fiscal year. Grant expenses adjusted accordingly, primarily by changing the allocation of some personnel costs (Administrative Assistant and Legal Secretary) back to general fund expenses.

Personnel Costs increased by \$363 compared to the Fiscal Year 2021-2022 Board Approved Budget, due to negotiated salary increases.

Revenues

4498 (STATE GRANTS) decreased by \$18,115: Slight reduction in Grant funding. However, unencumbered funds from the nine-month budget from 2021-2022 are being rolled into this three month budget.

Personnel

The Department's Requested Budget represents no change in the number of fulltime equivalent (FTE) positions that are supported by this budget.

2 FTEs.

Services & Supplies

5232 (OFFICE & OTHER EQUIP < \$5,000) decreased by \$1,850: Reduced need for equipment in this three month period;; **5265** (PROFESSIONAL & SPECIAL SERVICE) decreased by \$2,100: Reduced due to decrease in Grant funding; **5311** (GENERAL OPERATING EXPENSE) decreased by \$15,084: Reduced due to decrease in Grant funding; **5331** (TRAVEL EXPENSE) decreased by \$800: Reduced due to decrease in Grant funding; **5351** (UTILITIES) decreased by \$189: Reduced by move to new COB in Bishop.

Support & Care of Persons

(There are no changes in this object category from the previous fiscal year.)

Fixed Assets

(There are no changes in this object category from the previous fiscal year.)

FISCAL YEAR 2022-2023 REDUCTION IMPACTS TO BASE BUDGET

This is entirely a grant funded unit and will have no impact on general fund programs. The program helps reduce general fund requirements for positions in the DA general budget (Administrative Assistant and one Legal Secretary). As noted, this budget unit is for the partial County fiscal year from July, 2022 through September, 2022.

FISCAL YEAR 2022-2023 STATE/FEDERAL FUNDING SUMMARY

We have received no indication that the grant funding is substantially at risk. While the grant is expected to be the same, approximately for the nine-month portion of the 2022-2023 grant, the funding for this three month portion has already been promised. If grant funding was to be unexpectedly reduced or eliminated, the Budget Unit would be reduced or eliminated accordingly. We are facing a challenge with both grant units (this unit and 620422) in that while the grant funding is remaining essentially stable, our personnel costs are increasing at a faster rate due to locally negotiated salary and benefit increases.

FISCAL YEAR 2022-2023 REGULATORY COMPLIANCE SUMMARY

Any regulatory compliance issues are paid out of grant funds.

MAJOR POLICY CONSIDERATIONS BEING REQUESTED

None.

COUNTY OF INYO

BUD002A - BUDGET REQUESTS

RUNDATE: 06/30/2022 TODAY'S DATE: 09/02/2022

FOR FISCAL YEARS: 07/01/2020 - 06/30/23

	YTD ACTUALS 06/30/2021	BOARD APPROVED 06/30/2022	WORKING BUDGET 06/30/2022	YTD ACTUALS 06/30/2022	DEPT REQUESTED 06/30/2023	CAO RECOMM 06/30/2023	BOARD APPROVED 06/30/2023
BUDGET UNIT: 620421 OES-VWAC 21-22							
FUND: 6879 OES-VWAC 21-22							
REVENUES:							
4498 - STATE GRANTS	\$0	\$204,992	\$204,992	\$192,520	\$78,330	\$78,330	\$0
AID FROM OTHER GOVT AGENCIES	\$0	\$204,992	\$204,992	\$192,520	\$78,330	\$78,330	\$0
TOTAL REVENUES:	\$0	\$204,992	\$204,992	\$192,520	\$78,330	\$78,330	\$0
EXPENSES:							
5001 - SALARIED EMPLOYEES	\$0	\$106,815	\$106,815	\$108,646	\$35,148	\$35,148	\$0
5003 - OVERTIME	\$0	\$3,000	\$3,000	\$723	\$1,000	\$1,000	\$0
5021 - RETIREMENT & SOCIAL SECURITY	\$0	\$8,315	\$8,315	\$7,950	\$2,737	\$2,737	\$0
5022 - PERS RETIREMENT	\$0	\$11,660	\$11,660	\$11,326	\$3,641	\$3,641	\$0
5024 - RETIREMENT-UNFUNDED LIAB	\$0	\$11,561	\$11,561	\$11,561	\$4,348	\$4,348	\$0
5031 - MEDICAL INSURANCE	\$0	\$26,755	\$26,755	\$27,808	\$9,927	\$9,927	\$0
5032 - DISABILITY INSURANCE	\$0	\$1,290	\$1,290	\$1,146	\$390	\$390	\$0
5034 - EDUCATION REIMBURSEMENT	\$0	\$350	\$350	\$0	\$0	\$0	\$0
5043 - OTHER BENEFITS	\$0	\$542	\$542	\$551	\$181	\$181	\$0
SALARIES & BENEFITS	\$0	\$170,288	\$170,288	\$169,714	\$57,372	\$57,372	\$0
5122 - CELL PHONES	\$0	\$1,755	\$1,755	\$1,307	\$585	\$585	\$0
5232 - OFFICE & OTHER EQUIP < \$5,000	\$0	\$375	\$375	\$0	\$0	\$0	\$0
5265 - PROFESSIONAL & SPECIAL SERVICE	\$0	\$1,600	\$1,600	\$0	\$1,000	\$1,000	\$0
5311 - GENERAL OPERATING EXPENSE	\$0	\$4,614	\$7,414	\$3,958	\$7,654	\$7,654	\$0
5331 - TRAVEL EXPENSE	\$0	\$4,000	\$1,200	\$0	\$2,000	\$2,000	\$0
5351 - UTILITIES	\$0	\$630	\$430	\$69	\$21	\$21	\$0
SERVICES & SUPPLIES	\$0	\$12,974	\$12,774	\$5,334	\$11,260	\$11,260	\$0
5121 - INTERNAL CHARGES	\$0	\$100	\$300	\$230	\$100	\$100	\$0
5123 - TECH REFRESH EXPENSE	\$0	\$2,177	\$2,177	\$2,177	\$326	\$326	\$0
5127 - MOBILE DEVICE MANAGEMENT-INTER	\$0	\$50	\$50	\$45	\$14	\$14	\$0
5129 - INTERNAL COPY CHARGES (NON-IS)	\$0	\$721	\$721	\$334	\$300	\$300	\$0
5152 - WORKERS COMPENSATION	\$0	\$1,731	\$1,731	\$1,731	\$574	\$574	\$0
5155 - PUBLIC LIABILITY INSURANCE	\$0	\$2,467	\$2,467	\$2,467	\$816	\$816	\$0

COUNTY OF INYO

BUD002A - BUDGET REQUESTS

RUNDATE: 06/30/2022 TODAY'S DATE: 09/02/2022

FOR FISCAL YEARS: 07/01/2020 - 06/30/23

	YTD ACTUALS 06/30/2021	BOARD APPROVED 06/30/2022	WORKING BUDGET 06/30/2022	YTD ACTUALS 06/30/2022	DEPT REQUESTED 06/30/2023	CAO RECOMM 06/30/2023	BOARD APPROVED 06/30/2023
5315 - COUNTY COST PLAN	\$0	\$11,984	\$11,984	\$11,984	\$7,068	\$7,068	\$0
5333 - MOTOR POOL	\$0	\$2,500	\$2,500	\$873	\$500	\$500	\$0
INTERNAL CHARGES	\$0	\$21,730	\$21,930	\$19,843	\$9,698	\$9,698	\$0
TOTAL EXPENSES:	<u>\$0</u>	<u>\$204,992</u>	<u>\$204,992</u>	<u>\$194,892</u>	<u>\$78,330</u>	<u>\$78,330</u>	<u>\$0</u>
BUDGET UNIT: 620421 OES-VWAC 21-22	\$0	\$0	\$0	(\$2,372)	\$0	\$0	\$0

OES-VWAC 22-23 620422

DEPARTMENTAL FUNCTIONS

This budget unit is funded entirely by a CalOES grant for the provision of services to victims and witnesses of crime. This grant allows the District Attorney's office to fund one (1) Victim Witness Coordinator at 100%, one (1) Victim Witness Assistant at 100%, the (1) Administrative Assistant to the DA at 20%, and one (1) Legal Secretary III at 10%.

The program provides direct services to victims designed to reduce trauma related to being a victim, including referral to community-based resources, access to State Victims of Crime program compensation, orientation to the criminal justice system, court escort and support, case status updates, restitution assistance, victim impact statements, restraining order assistance, and other services mandated in program guidelines.

MAJOR ACCOMPLISHMENTS IN FISCAL YEAR 2021-2022

- Please see Budget Unit 620421.

GOALS FOR FISCAL YEAR 2022-2023

- Continue to provide excellent levels of service to those victimized by crime.
- Continue to maximize coordination and elimination of duplication of efforts between DA victim services and other non-governmental organizations and service providers.

DEPARTMENTAL BUDGET REQUEST FOR FISCAL YEAR 2022-2023

The Department's Fiscal Year 2022-2023 Requested Budget represents an overall increase of \$3,604 in expenditures, and an increase of \$3,604 in revenues, when compared to the Fiscal Year 2021-2022 Board Approved Budget. As a result, the Requested Net County Cost is increased by \$0.

Slight increase in grant funding.

Personnel Costs increased by \$1,792 compared to the Fiscal Year 2021-2022 Board Approved Budget, due to negotiated salary increases. Past grant personnel costs associated with Administrative Assistant shifted to general fund.

Revenues

4498 (STATE GRANTS) increased by \$3,604: Slight increase in Grant funding.

Personnel

The Department's Requested Budget represents no change in the number of fulltime equivalent (FTE) positions that are supported by this budget.

2 FTE.

Services & Supplies

5232 (OFFICE & OTHER EQUIP < \$5,000) decreased by \$375: Reduced need for equipment; **5265** (PROFESSIONAL & SPECIAL SERVICE) decreased by \$850: Reduced to offset increase in Fixed Costs; **5311** (GENERAL OPERATING EXPENSE) increased by \$376: Increase due to combining some other object expenses into this object code; **5331** (TRAVEL EXPENSE) decreased by \$1,500: Reduced to offset increase in Fixed Costs; **5351** (UTILITIES) decreased by \$567: Reduced by move to new COB in Bishop.

Support & Care of Persons

(There are no changes in this object category from the previous fiscal year.)

Fixed Assets

(There are no changes in this object category from the previous fiscal year.)

FISCAL YEAR 2022-2023 REDUCTION IMPACTS TO BASE BUDGET

This is an entirely grant funded unit and will have no impact on general fund programs.

FISCAL YEAR 2022-2023 STATE/FEDERAL FUNDING SUMMARY

Cal OES has not given us any indication that the grant funding is fundamentally at risk. If, for some reason, grant funding was reduced or eliminated, this budget unit would be reduced or eliminated accordingly. We are facing a challenge with both grant units (this unit and 620421) in that while the grant funding is remaining essentially stable, our personnel costs are increasing at a faster rate due to locally negotiated salary and benefit increases. This has caused us to shift a higher percentage of the Administrative Legal Secretary salary and benefits away from the grant and to the general fund

FISCAL YEAR 2022-2023 REGULATORY COMPLIANCE SUMMARY

While the Victim Witness program is subject to oversight from Cal OES, compliance is funded by the grant.

MAJOR POLICY CONSIDERATIONS BEING REQUESTED

None

COUNTY OF INYO

BUD002A - BUDGET REQUESTS

RUNDATE: 06/30/2022 TODAY'S DATE: 09/02/2022

FOR FISCAL YEARS: 07/01/2020 - 06/30/23

	YTD ACTUALS 06/30/2021	BOARD APPROVED 06/30/2022	WORKING BUDGET 06/30/2022	YTD ACTUALS 06/30/2022	DEPT REQUESTED 06/30/2023	CAO RECOMM 06/30/2023	BOARD APPROVED 06/30/2023
BUDGET UNIT: 620422 OES-VWAC 22-23							
FUND: 6888 OES-VWAC 22-23							
REVENUES:							
4498 - STATE GRANTS	\$0	\$0	\$0	\$0	\$208,596	\$208,596	\$0
AID FROM OTHER GOVT AGENCIES	\$0	\$0	\$0	\$0	\$208,596	\$208,596	\$0
TOTAL REVENUES:	\$0	\$0	\$0	\$0	\$208,596	\$208,596	\$0
EXPENSES:							
5001 - SALARIED EMPLOYEES	\$0	\$0	\$0	\$0	\$105,437	\$105,437	\$0
5003 - OVERTIME	\$0	\$0	\$0	\$0	\$3,000	\$3,000	\$0
5021 - RETIREMENT & SOCIAL SECURITY	\$0	\$0	\$0	\$0	\$8,200	\$8,200	\$0
5022 - PERS RETIREMENT	\$0	\$0	\$0	\$0	\$10,917	\$10,917	\$0
5024 - RETIREMENT-UNFUNDED LIAB	\$0	\$0	\$0	\$0	\$13,040	\$13,040	\$0
5031 - MEDICAL INSURANCE	\$0	\$0	\$0	\$0	\$29,777	\$29,777	\$0
5032 - DISABILITY INSURANCE	\$0	\$0	\$0	\$0	\$1,167	\$1,167	\$0
5043 - OTHER BENEFITS	\$0	\$0	\$0	\$0	\$542	\$542	\$0
SALARIES & BENEFITS	\$0	\$0	\$0	\$0	\$172,080	\$172,080	\$0
5122 - CELL PHONES	\$0	\$0	\$0	\$0	\$1,755	\$1,755	\$0
5265 - PROFESSIONAL & SPECIAL SERVICE	\$0	\$0	\$0	\$0	\$750	\$750	\$0
5311 - GENERAL OPERATING EXPENSE	\$0	\$0	\$0	\$0	\$4,990	\$4,990	\$0
5331 - TRAVEL EXPENSE	\$0	\$0	\$0	\$0	\$2,500	\$2,500	\$0
5351 - UTILITIES	\$0	\$0	\$0	\$0	\$63	\$63	\$0
SERVICES & SUPPLIES	\$0	\$0	\$0	\$0	\$10,058	\$10,058	\$0
5121 - INTERNAL CHARGES	\$0	\$0	\$0	\$0	\$300	\$300	\$0
5123 - TECH REFRESH EXPENSE	\$0	\$0	\$0	\$0	\$762	\$762	\$0
5127 - MOBILE DEVICE MANAGEMENT-INTER	\$0	\$0	\$0	\$0	\$14	\$14	\$0
5129 - INTERNAL COPY CHARGES (NON-IS)	\$0	\$0	\$0	\$0	\$700	\$700	\$0
5152 - WORKERS COMPENSATION	\$0	\$0	\$0	\$0	\$2,281	\$2,281	\$0
5155 - PUBLIC LIABILITY INSURANCE	\$0	\$0	\$0	\$0	\$3,409	\$3,409	\$0
5315 - COUNTY COST PLAN	\$0	\$0	\$0	\$0	\$16,492	\$16,492	\$0
5333 - MOTOR POOL	\$0	\$0	\$0	\$0	\$2,500	\$2,500	\$0

COUNTY OF INYO

BUD002A - BUDGET REQUESTS

RUNDATE: 06/30/2022 TODAY'S DATE: 09/02/2022

FOR FISCAL YEARS: 07/01/2020 - 06/30/23

	YTD ACTUALS 06/30/2021	BOARD APPROVED 06/30/2022	WORKING BUDGET 06/30/2022	YTD ACTUALS 06/30/2022	DEPT REQUESTED 06/30/2023	CAO RECOMM 06/30/2023	BOARD APPROVED 06/30/2023
INTERNAL CHARGES	\$0	\$0	\$0	\$0	\$26,458	\$26,458	\$0
TOTAL EXPENSES:	\$0	\$0	\$0	\$0	\$208,596	\$208,596	\$0
BUDGET UNIT: 620422 OES-VWAC 22-23	\$0	\$0	\$0	\$0	\$0	\$0	\$0

COUNTY COUNSEL

010700

DEPARTMENTAL FUNCTIONS

The Office of the County Counsel provides legal representation and advice to the Board of Supervisors, County officers, departments, commissions and other local agencies within the County on a cost-recover or courtesy basis. The office provides services internally to county staff and does not generally provide direct public services.

MAJOR ACCOMPLISHMENTS IN FISCAL YEAR 2021-2022

- The Office of the County Counsel primarily supports and assists other departments in accomplishing their projects. Thus, its "accomplishments" are not exclusively County Counsel projects, but rather are other departments' projects to which the office significantly contributes.
- Provided advice and assistance to staff and board members on various matters, including water-related and/or LADWP matters.
- Represented the County and its departments in court and administrative proceedings, including child dependency, conservatorships, code enforcement, tax collection, and animal control matters.
- Represented the County as an Alternative Board Member on the IWVGA, provided lead counsel services to the OVG, ESCOG, ESTA, and LAFCO. Assisted Public Works and the CAO work through various issues and disputes regarding the Quilter COB; resolve ongoing litigation; hold internet service providers to a higher standard; and establish a business development center. We also facilitated the County's redistricting efforts.
- Successfully transitioned into new office leadership due to retirements, including the successful hiring of a new Assistant County Counsel and Legal Assistant.

GOALS FOR FISCAL YEAR 2022-2023

- As noted in the "major accomplishments" section, the Office of the County Counsel primarily supports and assists other departments in accomplishing their projects, so its goals continue to be supporting and facilitating other departments' projects.
- Continue to contribute to and coordinate the County's multi-pronged efforts to manage ongoing LADWP-related issues.
- Continue to pursue and defend the County's interests with regard to ongoing litigation, administrative, public health, social services and other core services, and property tax assessment actions.
- Continue to support County-staff efforts to bring year-round commercial air service to the Bishop Airport, increase access to high speed broadband, maintain positive relationships with the employee bargaining units, update land use policies, adjust tax revenue measures, complete public works and infrastructure projects, and otherwise assist County departments as needed.
- Continue to support other local agencies providing essential public services to Inyo County constituents and visitors.

DEPARTMENTAL BUDGET REQUEST FOR FISCAL YEAR 2022-2023

The Department's Fiscal Year 2022-2023 Requested Budget represents an overall increase of \$43,611 in expenditures, and an increase of \$38,230 in revenues, when compared to the Fiscal Year 2021-2022 Board Approved Budget. As a result, the Requested Net County Cost is increased by \$5,381.

Personnel Costs increased by \$21,049 compared to the Fiscal Year 2021-2022 Board Approved Budget, due to the promotion of an attorney in the office, step increases, and the anticipated COLA.

Revenues

4631 (COUNTY COUNSEL FEES) increased by \$500: Anticipated increase in PAPG fees given caseload and the transition back to County Counsel for legal representation to the PAPG; **4819** (SERVICES & FEES) increased by \$330: The combination of an increase to contracted-for fees and a reduction to expected LAFCO fees; **4821** (INTRA COUNTY CHARGES) increased by \$162,400: Increase to the HHS-CoCo MOU revenue, and reimbursement amounts for potential eminent domain litigation-related legal fees; **4824** (INTER GOVERNMENT CHARGES) decreased by \$125,000: A reduction in the amount of reimbursements for legal services expenses given the conclusion of an existing litigation matter.

Personnel

The Department's Requested Budget represents no change in the number of fulltime equivalent (FTE) positions that are supported by this budget.

No changes to FTE positions are anticipated.

Services & Supplies

5122 (CELL PHONES) decreased by \$600: Returned the cell phone as it is no longer needed; **5171** (MAINTENANCE OF EQUIPMENT) increased by \$200: This is not an increase to our annual request as it is equivalent to prior year budgets for unanticipated maintenance costs; **5265** (PROFESSIONAL & SPECIAL SERVICE) increased by \$15,000: Amounts for potential eminent domain litigation-related legal fees; **5281** (RENTS & LEASES-EQUIPMENT) increased by \$626: Contracted increase to legal research subscription services; **5311** (GENERAL OPERATING EXPENSE) increased by \$3,182: increase to costs for legal publications and membership dues; **5331** (TRAVEL EXPENSE) increased by \$5,300: anticipated increase to in-person conferences and meetings which are required for mandatory continuing legal education requirements, or are meetings of the Board and/or its committees.

Support & Care of Persons

(There are no changes in this object category from the previous fiscal year.)

Fixed Assets

(There are no changes in this object category from the previous fiscal year.)

FISCAL YEAR 2022-2023 REDUCTION IMPACTS TO BASE BUDGET

The budget amounts are the result of using our judgment to develop a budget that best meets the needs of both this department and the County within the current fiscal constraints.

FISCAL YEAR 2022-2023 STATE/FEDERAL FUNDING SUMMARY

Not Applicable

FISCAL YEAR 2022-2023 REGULATORY COMPLIANCE SUMMARY

Not Applicable

MAJOR POLICY CONSIDERATIONS BEING REQUESTED

Aside from being fiscally prepared to engage in dispute and/or litigation matters, the Office of the County Counsel has no requested major policy considerations at this time.

COUNTY OF INYO
BUD002A - BUDGET REQUESTS

RUNDATE: 06/30/2022 TODAY'S DATE: 09/02/2022

FOR FISCAL YEARS: 07/01/2020 - 06/30/23

	YTD ACTUALS 06/30/2021	BOARD APPROVED 06/30/2022	WORKING BUDGET 06/30/2022	YTD ACTUALS 06/30/2022	DEPT REQUESTED 06/30/2023	CAO RECOMM 06/30/2023	BOARD APPROVED 06/30/2023
BUDGET UNIT: 010700 COUNTY COUNSEL							
FUND: 0001 GENERAL FUND							
REVENUES:							
4631 - COUNTY COUNSEL FEES	\$0	\$500	\$500	\$5,901	\$1,000	\$1,000	\$0
4819 - SERVICES & FEES	\$50,060	\$47,966	\$47,966	\$52,497	\$48,296	\$48,296	\$0
4821 - INTRA COUNTY CHARGES	\$91,009	\$111,935	\$111,935	\$77,755	\$274,335	\$274,335	\$0
4824 - INTER GOVERNMENT CHARGES	\$83,016	\$175,800	\$230,800	\$125,164	\$50,800	\$50,800	\$0
CHARGES FOR CURRENT SERVICES	\$224,085	\$336,201	\$391,201	\$261,317	\$374,431	\$374,431	\$0
TOTAL REVENUES:	\$224,085	\$336,201	\$391,201	\$261,317	\$374,431	\$374,431	\$0
EXPENSES:							
5001 - SALARIED EMPLOYEES	\$502,831	\$534,472	\$506,953	\$500,657	\$556,846	\$556,846	\$0
5021 - RETIREMENT & SOCIAL SECURITY	\$34,291	\$37,955	\$37,955	\$37,407	\$40,187	\$40,187	\$0
5022 - PERS RETIREMENT	\$76,201	\$76,127	\$69,747	\$63,878	\$64,849	\$64,849	\$0
5024 - RETIREMENT-UNFUNDED LIAB	\$46,450	\$47,435	\$47,435	\$47,435	\$53,501	\$53,501	\$0
5031 - MEDICAL INSURANCE	\$37,714	\$39,890	\$39,890	\$32,460	\$41,371	\$41,371	\$0
5032 - DISABILITY INSURANCE	\$4,561	\$5,435	\$5,435	\$5,124	\$5,609	\$5,609	\$0
5043 - OTHER BENEFITS	\$7,227	\$7,220	\$41,119	\$41,118	\$7,220	\$7,220	\$0
SALARIES & BENEFITS	\$709,279	\$748,534	\$748,534	\$728,081	\$769,583	\$769,583	\$0
5122 - CELL PHONES	\$443	\$600	\$500	\$285	\$0	\$0	\$0
5171 - MAINTENANCE OF EQUIPMENT	\$0	\$0	\$0	\$0	\$200	\$0	\$0
5232 - OFFICE & OTHER EQUIP < \$5,000	\$0	\$1,000	\$2,000	\$730	\$1,000	\$1,000	\$0
5265 - PROFESSIONAL & SPECIAL SERVICE	\$123,232	\$60,000	\$351,744	\$124,601	\$75,000	\$75,000	\$0
5281 - RENTS & LEASES-EQUIPMENT	\$12,047	\$15,257	\$17,695	\$13,801	\$15,883	\$15,883	\$0
5311 - GENERAL OPERATING EXPENSE	\$12,028	\$14,000	\$15,000	\$13,644	\$17,182	\$14,000	\$0
5326 - LATE FEES & FINANCE CHARGES	\$0	\$0	\$0	\$27	\$0	\$0	\$0
5331 - TRAVEL EXPENSE	\$310	\$8,000	\$6,275	\$4,689	\$13,300	\$10,000	\$0
5351 - UTILITIES	\$1,072	\$1,200	\$1,000	\$824	\$1,200	\$960	\$0
SERVICES & SUPPLIES	\$149,133	\$100,057	\$394,214	\$158,605	\$123,765	\$116,843	\$0
5121 - INTERNAL CHARGES	\$0	\$100	\$100	\$0	\$100	\$0	\$0
5123 - TECH REFRESH EXPENSE	\$6,782	\$6,458	\$6,458	\$6,458	\$4,351	\$4,351	\$0

COUNTY OF INYO
BUD002A - BUDGET REQUESTS

RUNDATE: 06/30/2022 TODAY'S DATE: 09/02/2022

FOR FISCAL YEARS: 07/01/2020 - 06/30/23

	YTD ACTUALS 06/30/2021	BOARD APPROVED 06/30/2022	WORKING BUDGET 06/30/2022	YTD ACTUALS 06/30/2022	DEPT REQUESTED 06/30/2023	CAO RECOMM 06/30/2023	BOARD APPROVED 06/30/2023
5127 - MOBILE DEVICE MANAGEMENT-INTER	\$1	\$19	\$19	\$8	\$0	\$0	\$0
5128 - INTERNAL SHREDDING CHARGES	\$491	\$491	\$516	\$516	\$540	\$540	\$0
5129 - INTERNAL COPY CHARGES (NON-IS)	\$3,387	\$3,800	\$3,800	\$3,248	\$2,500	\$2,500	\$0
5152 - WORKERS COMPENSATION	\$7,003	\$8,053	\$8,053	\$8,053	\$9,854	\$9,854	\$0
5155 - PUBLIC LIABILITY INSURANCE	\$87,953	\$15,931	\$15,931	\$15,931	\$15,751	\$15,751	\$0
5333 - MOTOR POOL	\$20,659	\$24,390	\$24,390	\$23,322	\$25,000	\$25,000	\$0
INTERNAL CHARGES	\$126,277	\$59,242	\$59,267	\$57,537	\$58,096	\$57,996	\$0
TOTAL EXPENSES:	\$984,691	\$907,833	\$1,202,015	\$944,223	\$951,444	\$944,422	\$0
BUDGET UNIT: 010700 COUNTY COUNSEL	(\$760,606)	(\$571,632)	(\$810,814)	(\$682,906)	(\$577,013)	(\$569,991)	\$0

COUNTY CLERK - GENERAL

010300

DEPARTMENTAL FUNCTIONS

The County Clerk-Recorder Department delivers services to people at a multitude of important junctures of life and has organized programs to meet those demands and mandated responsibilities. The Clerk-Recorders office consists of two departments: County Clerk and Recorder. Each of these departments have very distinct and unique legal mandates and duties.

County Clerk Division - Files/registers Fictitious Business Names Statements, Notary Public Oaths/Bonds, Process Server Oaths/Bonds, Unlawful Detainer Assistant Oaths/Bonds, Legal Document Assistant Oath/Bonds, Professional Photocopiers Oaths/Bonds, Loyalty Oaths for County Employees, Environmental Documents required by CEQA, Power of Attorney for Admitted Sureties, Disclosures required by County Ordinance, Grand Jury Reports, and other public notices. As Commissioner of Civil Marriages, the County Clerk also issues Marriage Licenses, performs and deputizes citizens to perform civil marriage ceremonies.

County Recorder Division - Reviews documents and maps presented for sufficiency and recordability, calculates the amount of fees and taxes due and once recorded maintains the records permanently; Provides facilities for public research and copies as requested. As the Registrar of Vital Statistics, the Recorder examines birth, death and marriage certificates when delivered, scans and indexes same, and provides certified copies to the public upon request as allowed by law. The Recorder also inventories and tracks banknote paper utilized in the issuance of Vital Statistics documents.

MAJOR ACCOMPLISHMENTS IN FISCAL YEAR 2021-2022

- Successfully transitioned all current services into our new system, with a completion date of exiting the old system months ahead of schedule.
- Created enhancements to our in-house service kiosk system for better over-the-counter customer service.

GOALS FOR FISCAL YEAR 2022-2023

- Add services to accept e-recordings for all Official Recorded Documents.
- Allow self-service to be performed and paid online credit card payments.

DEPARTMENTAL BUDGET REQUEST FOR FISCAL YEAR 2022-2023

The Department's Fiscal Year 2022-2023 Requested Budget represents an overall increase of \$90,176 in expenditures, and an increase of \$30,000 in revenues, when compared to the Fiscal Year 2021-2022 Board Approved Budget. As a result, the Requested Net County Cost is increased by \$60,176.

This increase is comparable to the increase caused by added FTE to our department, thus the cause for the change.

Personnel Costs increased by \$64,596 compared to the Fiscal Year 2021-2022 Board Approved Budget, due to an increase in authorized strength to our department. An FTE was added and split between County Clerk and Elections divisions..

Revenues

4082 (REAL PROPERTY TRANSFER TAX) increased by \$24,000: Projected revenue of prior actuals is resulting in an increase; **4176** (LICENSES) decreased by \$500: Projected revenue of prior actuals is resulting in a decrease; **4702** (RECORDING FEES) increased by \$5,000: Projected revenue of prior actuals is resulting in an increase; **4819** (SERVICES & FEES) increased by \$1,500: Projected revenue of prior actuals is resulting in an increase.

Personnel

The Department's Requested Budget represents no change in the number of fulltime equivalent (FTE) positions that are supported by this budget.

While this budget does reflect a budget increase from the prior budget for a portion of one FTE added in 21/22, this budget does not reflect any new additions or FTE changes within FY 22/23.

Services & Supplies

5260 (HEALTH - EMPLOYEE PHYSICALS) decreased by \$300: There are no planned personal replacements within the fiscal year; **5311** (GENERAL OPERATING EXPENSE) increased by \$200: The current budget is based on current needs of goods for required items only; **5331** (TRAVEL EXPENSE) increased by \$1,000: With health restrictions lifted, all required trainings and conferences are no longer offered virtually and require in person attendance.

Support & Care of Persons

(There are no changes in this object category from the previous fiscal year.)

Fixed Assets

(There are no changes in this object category from the previous fiscal year.)

FISCAL YEAR 2022-2023 REDUCTION IMPACTS TO BASE BUDGET

As in the years past, this office encourages fiscal responsibility within the department, and seek opportunities to cut spending where possible.

FISCAL YEAR 2022-2023 STATE/FEDERAL FUNDING SUMMARY

There are no State/Federal derived revenues included in this budget.

FISCAL YEAR 2022-2023 REGULATORY COMPLIANCE SUMMARY

All functions performed by the department are to comply with regulations required by state law.

MAJOR POLICY CONSIDERATIONS BEING REQUESTED

The current installation of our new Recorder software program that facilitates all of the County Clerk-Recorder functions has the functionality to allow the public to pay by credit card and view and download official records, thus enabling them to self-service and remote access to our office. This will be a great benefit to the public and is often requested. Funds to purchase the add-on module will come out of Budget 023401.

COUNTY OF INYO
BUD002A - BUDGET REQUESTS

RUNDATE: 06/30/2022 TODAY'S DATE: 09/02/2022

FOR FISCAL YEARS: 07/01/2020 - 06/30/23

	YTD ACTUALS 06/30/2021	BOARD APPROVED 06/30/2022	WORKING BUDGET 06/30/2022	YTD ACTUALS 06/30/2022	DEPT REQUESTED 06/30/2023	CAO RECOMM 06/30/2023	BOARD APPROVED 06/30/2023
BUDGET UNIT: 010300 COUNTY CLERK - GENERAL							
FUND: 0001 GENERAL FUND							
REVENUES:							
4082 - REAL PROPERTY TRANSFER TAX	\$123,300	\$91,000	\$147,500	\$152,519	\$115,000	\$125,000	\$0
TAXES - OTHER	\$123,300	\$91,000	\$147,500	\$152,519	\$115,000	\$125,000	\$0
4176 - LICENSES	\$10,796	\$7,500	\$8,000	\$7,912	\$7,000	\$8,000	\$0
LICENSES & PERMITS	\$10,796	\$7,500	\$8,000	\$7,912	\$7,000	\$8,000	\$0
4672 - CLERK FEES	\$1,421	\$1,500	\$1,900	\$1,957	\$1,500	\$2,000	\$0
4702 - RECORDING FEES	\$83,955	\$55,000	\$76,000	\$71,966	\$60,000	\$75,000	\$0
4819 - SERVICES & FEES	\$11,302	\$5,000	\$8,500	\$8,613	\$6,500	\$8,000	\$0
CHARGES FOR CURRENT SERVICES	\$96,678	\$61,500	\$86,400	\$82,537	\$68,000	\$85,000	\$0
4997 - CASH OVER OR SHORT	(\$250)	\$0	\$0	\$14	\$0	\$0	\$0
OTHER REVENUE	(\$250)	\$0	\$0	\$14	\$0	\$0	\$0
TOTAL REVENUES:	\$230,525	\$160,000	\$241,900	\$242,982	\$190,000	\$218,000	\$0
EXPENSES:							
5001 - SALARIED EMPLOYEES	\$196,349	\$237,792	\$221,290	\$214,536	\$275,680	\$275,680	\$0
5003 - OVERTIME	\$249	\$0	\$500	\$31	\$200	\$200	\$0
5021 - RETIREMENT & SOCIAL SECURITY	\$14,616	\$18,507	\$16,271	\$15,849	\$21,329	\$21,329	\$0
5022 - PERS RETIREMENT	\$32,795	\$36,264	\$34,223	\$32,008	\$37,761	\$37,761	\$0
5024 - RETIREMENT-UNFUNDED LIAB	\$28,683	\$29,291	\$29,291	\$29,291	\$33,037	\$33,037	\$0
5031 - MEDICAL INSURANCE	\$35,301	\$39,000	\$44,701	\$44,263	\$58,482	\$58,482	\$0
5032 - DISABILITY INSURANCE	\$1,378	\$2,870	\$1,426	\$1,345	\$3,035	\$3,035	\$0
5043 - OTHER BENEFITS	\$195	\$1,204	\$260	\$196	\$0	\$0	\$0
SALARIES & BENEFITS	\$309,569	\$364,928	\$347,962	\$337,522	\$429,524	\$429,524	\$0
5232 - OFFICE & OTHER EQUIP < \$5,000	\$0	\$5,000	\$8,000	\$5,333	\$5,000	\$5,000	\$0
5260 - HEALTH - EMPLOYEE PHYSICALS	\$0	\$300	\$100	\$364	\$0	\$0	\$0
5265 - PROFESSIONAL & SPECIAL SERVICE	\$0	\$0	\$100	\$23	\$0	\$0	\$0
5311 - GENERAL OPERATING EXPENSE	\$239	\$1,500	\$2,500	\$1,551	\$1,700	\$1,700	\$0
5331 - TRAVEL EXPENSE	\$0	\$500	\$500	\$500	\$1,500	\$1,500	\$0

COUNTY OF INYO
BUD002A - BUDGET REQUESTS

RUNDATE: 06/30/2022 TODAY'S DATE: 09/02/2022

FOR FISCAL YEARS: 07/01/2020 - 06/30/23

	YTD ACTUALS 06/30/2021	BOARD APPROVED 06/30/2022	WORKING BUDGET 06/30/2022	YTD ACTUALS 06/30/2022	DEPT REQUESTED 06/30/2023	CAO RECOMM 06/30/2023	BOARD APPROVED 06/30/2023
SERVICES & SUPPLIES	\$239	\$7,300	\$11,200	\$7,772	\$8,200	\$8,200	\$0
5123 - TECH REFRESH EXPENSE	\$6,132	\$6,033	\$6,033	\$6,033	\$6,102	\$6,102	\$0
5128 - INTERNAL SHREDDING CHARGES	\$35	\$35	\$89	\$89	\$144	\$144	\$0
5129 - INTERNAL COPY CHARGES (NON-IS)	\$836	\$1,240	\$1,041	\$569	\$1,200	\$1,200	\$0
5152 - WORKERS COMPENSATION	\$34,451	\$28,718	\$28,718	\$28,718	\$47,014	\$47,014	\$0
5155 - PUBLIC LIABILITY INSURANCE	\$2,117	\$5,156	\$5,156	\$5,156	\$6,102	\$6,102	\$0
5333 - MOTOR POOL	\$10,673	\$10,000	\$15,300	\$14,868	\$15,300	\$15,300	\$0
INTERNAL CHARGES	\$54,244	\$51,182	\$56,337	\$55,434	\$75,862	\$75,862	\$0
TOTAL EXPENSES:	\$364,054	\$423,410	\$415,499	\$400,729	\$513,586	\$513,586	\$0
BUDGET UNIT: 010300 COUNTY CLERK - GENERAL	(\$133,528)	(\$263,410)	(\$173,599)	(\$157,747)	(\$323,586)	(\$295,586)	\$0

ELECTIONS

011000

DEPARTMENTAL FUNCTIONS

The County Clerk-Recorder is an elected official and serves as the Registrar of Voters for the County. The responsibilities of the Elections Division of the Clerk-Recorder Department include administering and conducting all federal, state, county, school and special district elections in Inyo County; promoting and encouraging voter registration; processing and certifying initiative referendum, recall and candidate nomination petitions; providing vote-by mail balloting services; procure the use of polling places that are accessible to the elderly and disabled voters; recruiting, appointing and training poll workers; programming/testing ballot counting systems; provide advice and assistance to governmental entities and individuals regarding election processes; tallying/certifying election ballots; conducting the official canvass of the vote and recounts thereof; and maintain records and indices for public use. The County Clerk-Recorder is also the official filing officer for campaign disclosures and statements of economic interests as required by state and local laws.

MAJOR ACCOMPLISHMENTS IN FISCAL YEAR 2021-2022

- Held the California Gubernatorial Recall Election within an unusually short period of time.
- Will have conducted the June 7, 2022 Statewide Direct Primary Election. This election will include the offices of Lieutenant Governor, Secretary of State, Controller, Treasurer (state), Attorney General, Insurance Commissioner, Board of Equalization Member, District 1, United States Senate, United States Representative in Congress District 3, State Senate District 4, Member of the State Assembly District 8, Superintendent of Public Instruction (state), 1st District Supervisor, 3rd District Supervisor, Assessor, Auditor-Controller, Clerk-Recorder, Coroner, District Attorney, Public Administrator, Sheriff, Superintendent of Schools, Treasurer-Tax Collector.
- Initiated a new voting ballot system for accessibility for the disabled - Remote Accessible Vote By Mail program. RAVBM is open to all members of the public.
- Increased information available on our website for the integrity and security of our ballot processing.
- Reprogrammed Elections system and processes in line with the county-wide redistricting process.

GOALS FOR FISCAL YEAR 2022-2023

- Explore options for accessibility to voting for our rural communities, such as a mobile voting unit and voter registration promotion events.
- Conduct the November 8, 2022 General Election.

DEPARTMENTAL BUDGET REQUEST FOR FISCAL YEAR 2022-2023

The Department's Fiscal Year 2022-2023 Requested Budget represents an overall increase of \$28,572 in expenditures, and a decrease of \$95,277 in revenues, when compared to the Fiscal Year 2021-2022 Board Approved Budget. As a result, the Requested Net County Cost is increased by \$123,849.

There are a few factors that are causing these variances. Our payroll expense was increased with an added partial FTE to our department; split between County Clerk and Elections budgets. The prior fiscal year accounted for the expenses of two elections, where FY 22/23 will only be holding one election (unless a special election becomes required). Further, the Gubernatorial Recall Election was reimbursed by the State, where regular elections are not. This is reflected in the decrease of revenue for this budget.

Personnel Costs increased by \$103,324 compared to the Fiscal Year 2021-2022 Board Approved Budget, due to an increase in authorized strength to our department. An FTE was added and split between County Clerk and Elections divisions..

Revenues

4498 (STATE GRANTS) decreased by \$97,777: The 2021 Gubernatorial Recall Election was reimbursed by the State, where regular elections are not; **4621** (DISTRICT ELECTIONS) increased by \$9,000: prior fiscal year did not include special district elections; **4622** (CANDIDATE STATEMENTS) decreased by \$2,300: It is anticipated that there will be less candidates that will file Candidate Statements in the November General Election; **4623** (ELECTION FILING FEES) decreased by \$5,000: It is anticipated that there will be less candidates required to pay a filing fee in the November General Election; **4624** (MISCELLANEOUS ELECTION SERVICE) increased by \$800: Projected revenue based on prior years' actuals.

Personnel

The Department's Requested Budget represents no change in the number of fulltime equivalent (FTE) positions that are supported by this budget.

While this budget does reflect a budget increase from the prior budget for a portion of one FTE added in 21/22, this budget does not reflect any new additions or FTE changes within FY 22/23.

Services & Supplies

5232 (OFFICE & OTHER EQUIP < \$5,000) increased by \$1,500: The current budget is based on current needs of goods for required items only; **5263** (ADVERTISING) decreased by \$800: Each election year varies. The prior year required two elections, where 22/23 only has one scheduled Election; **5265** (PROFESSIONAL & SPECIAL SERVICE) decreased by \$20,000: Each election year varies. The prior year required two elections, where 22/23 only has one scheduled Election; **5311** (GENERAL OPERATING EXPENSE) decreased by \$810: Each election year varies. The prior year required two elections, where 22/23 only has one scheduled Election; **5316** (ELECTION EXPENSE) decreased by \$58,400: Each election year varies. The prior year required two elections, where 22/23 only has one scheduled Election; **5331** (TRAVEL EXPENSE) increased by \$1,000: Each election year varies. The prior year required two elections, where 22/23 only has one scheduled Election.

Support & Care of Persons

(There are no changes in this object category from the previous fiscal year.)

Fixed Assets

(There are no changes in this object category from the previous fiscal year.)

FISCAL YEAR 2022-2023 REDUCTION IMPACTS TO BASE BUDGET

This office encourages fiscal responsibility within the department, and seek opportunities to cut spending where possible.

FISCAL YEAR 2022-2023 STATE/FEDERAL FUNDING SUMMARY

This budget does not anticipate any grants through this Budget at this time.

FISCAL YEAR 2022-2023 REGULATORY COMPLIANCE SUMMARY

All functions performed by the department are to comply with regulations required by state and federal law.

MAJOR POLICY CONSIDERATIONS BEING REQUESTED

Our prior year budget included a consideration for retrofitting the new space for the vote tabulation system that now allows for more transparency and election worker space. I continue to request retrofitting for this space. The floor has broken tiles and stains, the windows allow dirt and debris to blow in which resides in and on our equipment, server, and workstations, and the server needs proper cooling.

COUNTY OF INYO
BUD002A - BUDGET REQUESTS

RUNDATE: 06/30/2022 TODAY'S DATE: 09/02/2022

FOR FISCAL YEARS: 07/01/2020 - 06/30/23

	YTD ACTUALS 06/30/2021	BOARD APPROVED 06/30/2022	WORKING BUDGET 06/30/2022	YTD ACTUALS 06/30/2022	DEPT REQUESTED 06/30/2023	CAO RECOMM 06/30/2023	BOARD APPROVED 06/30/2023
BUDGET UNIT: 011000 ELECTIONS							
FUND: 0001 GENERAL FUND							
REVENUES:							
4498 - STATE GRANTS	\$0	\$97,777	\$106,625	\$106,624	\$0	\$0	\$0
4552 - FEDERAL OTHER	\$37,637	\$0	\$0	\$0	\$0	\$0	\$0
AID FROM OTHER GOVT AGENCIES	\$37,637	\$97,777	\$106,625	\$106,624	\$0	\$0	\$0
4621 - DISTRICT ELECTIONS	\$5,339	\$0	\$0	\$0	\$9,000	\$9,000	\$0
4622 - CANDIDATE STATEMENTS	\$6,600	\$5,300	\$8,000	\$8,750	\$3,000	\$3,000	\$0
4623 - ELECTION FILING FEES	\$0	\$5,000	\$13,287	\$13,287	\$0	\$0	\$0
4624 - MISCELLANEOUS ELECTION SERVICE	\$1,694	\$0	\$2,300	\$3,683	\$800	\$800	\$0
CHARGES FOR CURRENT SERVICES	\$13,633	\$10,300	\$23,587	\$25,720	\$12,800	\$12,800	\$0
4961 - REIMBURSED EXPENSES	\$3,170	\$0	\$0	\$0	\$0	\$0	\$0
4999 - PRIOR YEARS REIMBURSEMENTS	\$0	\$0	\$209	\$209	\$0	\$0	\$0
OTHER REVENUE	\$3,170	\$0	\$209	\$209	\$0	\$0	\$0
TOTAL REVENUES:	\$54,441	\$108,077	\$130,421	\$132,554	\$12,800	\$12,800	\$0
EXPENSES:							
5001 - SALARIED EMPLOYEES	\$110,830	\$153,535	\$110,830	\$126,861	\$217,283	\$217,283	\$0
5003 - OVERTIME	\$707	\$2,300	\$3,400	\$3,587	\$1,500	\$1,500	\$0
5012 - PART TIME EMPLOYEES	\$22,187	\$0	\$4,680	\$4,680	\$0	\$0	\$0
5021 - RETIREMENT & SOCIAL SECURITY	\$10,302	\$12,171	\$9,090	\$10,746	\$16,812	\$16,812	\$0
5022 - PERS RETIREMENT	\$18,589	\$22,325	\$15,950	\$18,215	\$30,510	\$30,510	\$0
5024 - RETIREMENT-UNFUNDED LIAB	\$17,418	\$17,788	\$17,788	\$17,788	\$20,063	\$20,063	\$0
5031 - MEDICAL INSURANCE	\$25,621	\$27,583	\$35,050	\$35,544	\$55,963	\$55,963	\$0
5032 - DISABILITY INSURANCE	\$933	\$1,887	\$880	\$1,044	\$2,392	\$2,392	\$0
5043 - OTHER BENEFITS	\$648	\$3,610	\$790	\$590	\$0	\$0	\$0
SALARIES & BENEFITS	\$207,239	\$241,199	\$198,458	\$219,059	\$344,523	\$344,523	\$0
5122 - CELL PHONES	\$240	\$0	\$180	\$287	\$0	\$0	\$0
5232 - OFFICE & OTHER EQUIP < \$5,000	\$0	\$500	\$1,000	\$557	\$2,000	\$2,000	\$0
5263 - ADVERTISING	\$3,218	\$1,000	\$250	\$76	\$200	\$200	\$0

COUNTY OF INYO
BUD002A - BUDGET REQUESTS

RUNDATE: 06/30/2022 TODAY'S DATE: 09/02/2022

FOR FISCAL YEARS: 07/01/2020 - 06/30/23

	YTD ACTUALS 06/30/2021	BOARD APPROVED 06/30/2022	WORKING BUDGET 06/30/2022	YTD ACTUALS 06/30/2022	DEPT REQUESTED 06/30/2023	CAO RECOMM 06/30/2023	BOARD APPROVED 06/30/2023
5265 - PROFESSIONAL & SPECIAL SERVICE	\$3,650	\$30,000	\$30,000	\$14,571	\$10,000	\$10,000	\$0
5311 - GENERAL OPERATING EXPENSE	\$48,308	\$51,650	\$51,650	\$50,009	\$50,840	\$50,840	\$0
5316 - ELECTION EXPENSE	\$76,500	\$144,600	\$154,600	\$147,251	\$86,200	\$86,200	\$0
5331 - TRAVEL EXPENSE	\$0	\$540	\$540	\$394	\$1,540	\$1,540	\$0
SERVICES & SUPPLIES	\$131,917	\$228,290	\$238,220	\$213,147	\$150,780	\$150,780	\$0
5123 - TECH REFRESH EXPENSE	\$3,148	\$3,448	\$3,448	\$3,448	\$4,351	\$4,351	\$0
5127 - MOBILE DEVICE MANAGEMENT-INTER	\$4	\$18	\$9	\$9	\$7	\$7	\$0
5128 - INTERNAL SHREDDING CHARGES	\$35	\$35	\$89	\$89	\$144	\$144	\$0
5129 - INTERNAL COPY CHARGES (NON-IS)	\$3,265	\$5,000	\$7,000	\$3,543	\$1,000	\$1,000	\$0
5152 - WORKERS COMPENSATION	\$1,434	\$60,280	\$60,280	\$60,280	\$65,924	\$65,924	\$0
5155 - PUBLIC LIABILITY INSURANCE	\$1,192	\$3,435	\$3,435	\$3,435	\$4,048	\$4,048	\$0
5333 - MOTOR POOL	\$663	\$1,000	\$500	\$120	\$500	\$500	\$0
INTERNAL CHARGES	\$9,742	\$73,216	\$74,761	\$70,925	\$75,974	\$75,974	\$0
5801 - OPERATING TRANSFERS OUT	\$5,617	\$0	\$0	\$0	\$0	\$0	\$0
OTHER FINANCING USES	\$5,617	\$0	\$0	\$0	\$0	\$0	\$0
TOTAL EXPENSES:	<u>\$354,517</u>	<u>\$542,705</u>	<u>\$511,439</u>	<u>\$503,132</u>	<u>\$571,277</u>	<u>\$571,277</u>	<u>\$0</u>
BUDGET UNIT: 011000 ELECTIONS	(\$300,076)	(\$434,628)	(\$381,018)	(\$370,578)	(\$558,477)	(\$558,477)	\$0

RECORDERS MICROGRAPHIC/SYSTEM 023401

DEPARTMENTAL FUNCTIONS

This budget unit encompasses three Trust Accounts. The first is the Recorder's Micrographics Trust fund established pursuant to Government Code Section 27361.4. The second is the Modernization Trust fund established pursuant to Government Code section 27361. The third is the Social Security Number Truncation Program established pursuant to Government Code section 27301.

MAJOR ACCOMPLISHMENTS IN FISCAL YEAR 2021-2022

- Successfully transitioned all current services into our new system, with a completion date of exiting the old system months ahead of schedule.
- Created enhancements to our in-house service kiosk system for better over-the-counter customer service.

GOALS FOR FISCAL YEAR 2022-2023

- Begin the process to transition microfiche to digital indexed and searchable records.
- Allow self-service to official records with online credit card payments.
- Establish a process to comply with the new requirements of AB1466

DEPARTMENTAL BUDGET REQUEST FOR FISCAL YEAR 2022-2023

The Department's Fiscal Year 2022-2023 Requested Budget represents an overall decrease of \$39,128 in expenditures, and an increase of \$3,200 in revenues, when compared to the Fiscal Year 2021-2022 Board Approved Budget. As a result, the Requested Net County Cost is decreased by \$42,328.

FY 21/22 included one-time costs of transitioning to a new platform. Therefore, 22/23 budget has a reflected decrease without these expenses.

Personnel Costs increased by \$235 compared to the Fiscal Year 2021-2022 Board Approved Budget, due to minimal changes and fixed costs outside the control of the Department..

Revenues

4301 (INTEREST FROM TREASURY) decreased by \$600: Revenue is projected from 21/22 actuals, which had a large decrease from past prior years; **4703** (RECORDERS MICROGRAPHIC FEES) increased by \$2,000: Annual prior year trends reflect an increase, as reflected in the 22/23 budget; **4704** (RECORDERS SYSTEM UPDATE FEES) increased by \$1,000: Annual prior year trends reflect an increase, as reflected in the 22/23 budget; **4998** (OPERATING TRANSFERS IN) increased by \$800: The transfer in is connected to the purchase of bank note certification paper, if purchased. Revenue budgeted at estim. expense budgeted.

Personnel

The Department's Requested Budget represents no change in the number of fulltime equivalent (FTE) positions that are supported by this budget.

There are no anticipated changes to FTE in this Budget.

Services & Supplies

5171 (MAINTENANCE OF EQUIPMENT) decreased by \$1,500: Prior year expense was for a Xerox agreement that they would not continue; **5265** (PROFESSIONAL & SPECIAL SERVICE) decreased by \$39,425: FY 21/22 had one-time expenses that were paid and will not be carried forward; **5311** (GENERAL OPERATING EXPENSE) increased by \$2,800: Microfilm preservation was skipped in FY 21/22 due to lack of time and staffing. Two sets are anticipated to be completed in FY 22/23.

Support & Care of Persons

(There are no changes in this object category from the previous fiscal year.)

Fixed Assets

(There are no changes in this object category from the previous fiscal year.)

FISCAL YEAR 2022-2023 REDUCTION IMPACTS TO BASE BUDGET

Not Applicable

FISCAL YEAR 2022-2023 STATE/FEDERAL FUNDING SUMMARY

There are no Federal or State derived revenues included in this Budget.

FISCAL YEAR 2022-2023 REGULATORY COMPLIANCE SUMMARY

All functions performed and funded out of the Recorder's Micrographic/System budget are to comply with the regulations required by Government Code Sections 27361.4, 27461 and 27301. Revenues to fund projects that are consistent with the legislative intent were built into the legislation itself. Projects will be ongoing as needed and will be funded with revenues, as they are collected.

MAJOR POLICY CONSIDERATIONS BEING REQUESTED

With the implementation of the new recording system, we have an option to purchase a self-service credit card system which will allow online purchases of official records. This will increase revenue and public access.

The computer system that allowed printable access to our microfiche historical records became obsolete in FY 21/22 making public access to those records often unavailable. Our options are to replace the full system, including microfiche reader unit, PC, and software entirely, or digitizing the microfiche media to an online accessible version. As we are also required to be in compliance of redaction rules per AB1466, we are opting for the latter. This project will have one-time project expenses as well as on-going costs.

COUNTY OF INYO
BUD002A - BUDGET REQUESTS

RUNDATE: 06/30/2022 TODAY'S DATE: 09/02/2022

FOR FISCAL YEARS: 07/01/2020 - 06/30/23

	YTD ACTUALS 06/30/2021	BOARD APPROVED 06/30/2022	WORKING BUDGET 06/30/2022	YTD ACTUALS 06/30/2022	DEPT REQUESTED 06/30/2023	CAO RECOMM 06/30/2023	BOARD APPROVED 06/30/2023
BUDGET UNIT: 023401 RECORDERS MICROGRAPHIC/SYSTEM							
FUND: 0018 RECORDERS MICROGRAPHIC SYSTEM							
REVENUES:							
4301 - INTEREST FROM TREASURY	\$1,221	\$800	\$350	\$385	\$200	\$200	\$0
REV USE OF MONEY & PROPERTY	\$1,221	\$800	\$350	\$385	\$200	\$200	\$0
4702 - RECORDING FEES	\$0	\$0	\$0	\$1	\$0	\$0	\$0
4703 - RECORDERS MICROGRAPHIC FEES	\$16,300	\$14,000	\$20,000	\$20,178	\$16,000	\$16,000	\$0
4704 - RECORDERS SYSTEM UPDATE FEES	\$19,553	\$13,000	\$16,300	\$15,559	\$14,000	\$14,000	\$0
4812 - NSF CHARGES	\$40	\$0	\$80	\$80	\$0	\$0	\$0
CHARGES FOR CURRENT SERVICES	\$35,893	\$27,000	\$36,380	\$35,818	\$30,000	\$30,000	\$0
4998 - OPERATING TRANSFERS IN	\$0	\$1,000	\$1,713	\$1,712	\$1,800	\$1,800	\$0
OTHER FINANCING SOURCES	\$0	\$1,000	\$1,713	\$1,712	\$1,800	\$1,800	\$0
TOTAL REVENUES:	\$37,115	\$28,800	\$38,443	\$37,916	\$32,000	\$32,000	\$0
EXPENSES:							
5001 - SALARIED EMPLOYEES	\$2,497	\$3,127	\$2,620	\$2,619	\$3,252	\$3,252	\$0
5021 - RETIREMENT & SOCIAL SECURITY	\$189	\$243	\$193	\$192	\$252	\$252	\$0
5022 - PERS RETIREMENT	\$488	\$533	\$456	\$456	\$547	\$547	\$0
5024 - RETIREMENT-UNFUNDED LIAB	\$348	\$356	\$356	\$356	\$402	\$402	\$0
5031 - MEDICAL INSURANCE	\$227	\$257	\$930	\$929	\$300	\$300	\$0
5032 - DISABILITY INSURANCE	\$26	\$38	\$0	\$0	\$36	\$36	\$0
SALARIES & BENEFITS	\$3,777	\$4,554	\$4,555	\$4,554	\$4,789	\$4,789	\$0
5171 - MAINTENANCE OF EQUIPMENT	\$946	\$1,500	\$260	\$260	\$0	\$0	\$0
5265 - PROFESSIONAL & SPECIAL SERVICE	\$40,278	\$95,000	\$85,000	\$44,092	\$55,575	\$55,575	\$0
5311 - GENERAL OPERATING EXPENSE	\$13,432	\$6,250	\$6,250	\$5,005	\$9,050	\$9,050	\$0
SERVICES & SUPPLIES	\$54,657	\$102,750	\$91,510	\$49,358	\$64,625	\$64,625	\$0
5152 - WORKERS COMPENSATION	\$34	\$48	\$48	\$48	\$42	\$42	\$0
5155 - PUBLIC LIABILITY INSURANCE	\$28	\$75	\$75	\$75	\$67	\$67	\$0
5315 - COUNTY COST PLAN	\$6,000	\$1,581	\$1,581	\$1,581	\$357	\$357	\$0

COUNTY OF INYO

BUD002A - BUDGET REQUESTS

RUNDATE: 06/30/2022 TODAY'S DATE: 09/02/2022

FOR FISCAL YEARS: 07/01/2020 - 06/30/23

	YTD ACTUALS 06/30/2021	BOARD APPROVED 06/30/2022	WORKING BUDGET 06/30/2022	YTD ACTUALS 06/30/2022	DEPT REQUESTED 06/30/2023	CAO RECOMM 06/30/2023	BOARD APPROVED 06/30/2023
INTERNAL CHARGES	\$6,062	\$1,704	\$1,704	\$1,704	\$466	\$466	\$0
TOTAL EXPENSES:	<u>\$64,497</u>	<u>\$109,008</u>	<u>\$97,769</u>	<u>\$55,616</u>	<u>\$69,880</u>	<u>\$69,880</u>	<u>\$0</u>
BUDGET UNIT: 023401 RECORDERS MICROGRAPHIC/SYSTEM	(\$27,382)	(\$80,208)	(\$59,326)	(\$17,699)	(\$37,880)	(\$37,880)	\$0

CORONER

023500

DEPARTMENTAL FUNCTIONS

The mission of the Inyo County Coroner Office is to serve the citizens and visitors of Inyo County by conducting thorough medicolegal death investigations with compassion and specialized expertise.

It is the Coroner's responsibility to inquire into the circumstances, manner, and to determine the cause of death. The Coroner is also required to make positive identification, and to notify the next of kin.

All deaths are reportable to the Coroner, unless there is a physician in attendance who has attended the patient within the past 20 days. The Coroner's Office average 100 coroner cases per year over a five year period.

The Coroner also inquires into accidental death, homicide, suicide, medical misadventure, occupational death, operating room death, child abuse, SIDS, and any other disaster situation that might arise. The Coroner is also required to report any death to law enforcement that might require criminal investigation.

MAJOR ACCOMPLISHMENTS IN FISCAL YEAR 2021-2022

- Continued to provide the County with 24/7 coverage with regards to all death investigations with the ability to handle any and all situations presented
- Continued to train Coroner employees in regards to new laws and guidelines reflecting other County Coroner offices

GOALS FOR FISCAL YEAR 2022-2023

- Continue to provide the community with an efficient and professional Coroner's Office

DEPARTMENTAL BUDGET REQUEST FOR FISCAL YEAR 2022-2023

The Department's Fiscal Year 2022-2023 Requested Budget represents an overall increase of \$53,449 in expenditures, and an increase of \$0 in revenues, when compared to the Fiscal Year 2021-2022 Board Approved Budget. As a result, the Requested Net County Cost is increased by \$53,449.

The Coroner is requesting one additional Deputy position to help with the increased caseload.

Personnel Costs increased by \$35,865 compared to the Fiscal Year 2021-2022 Board Approved Budget, due to a request to increase the Deputy Coroner positions by \$400 a month, and the addition of one more Deputy Coroner position.

Revenues

(There are no changes in this object category from the previous fiscal year.)

Personnel

The Department's Requested Budget represents an increase in the number of fulltime equivalent (FTE) positions that are supported by this budget.

Coroner cases in the past year have almost doubled, and the ability to provide all of the services has become very taxing on all current Deputy Coroners, along with the Coroner. The addition of one more Deputy would allow the staff to have a bit more flexibility in taking some time off.

Services & Supplies

5232 (OFFICE & OTHER EQUIP < \$5,000) decreased by \$2,000: Based on actual need; **5265** (PROFESSIONAL & SPECIAL SERVICE) increased by \$14,900: Contractors rates have increased over the past several years, and caseloads are higher resulting in the need for additional autopsies and toxicology reports; **5311** (GENERAL OPERATING EXPENSE) increased by \$1,599: Based on actual need; **5331** (TRAVEL EXPENSE) increased by \$2,500: One new deputy is starting on July 1st, and there is a potential for another.

Support & Care of Persons

(There are no changes in this object category from the previous fiscal year.)

Fixed Assets

(There are no changes in this object category from the previous fiscal year.)

FISCAL YEAR 2022-2023 REDUCTION IMPACTS TO BASE BUDGET

Not Applicable

FISCAL YEAR 2022-2023 STATE/FEDERAL FUNDING SUMMARY

Not Applicable

FISCAL YEAR 2022-2023 REGULATORY COMPLIANCE SUMMARY

Not Applicable

MAJOR POLICY CONSIDERATIONS BEING REQUESTED

Not Applicable

COUNTY OF INYO
BUD002A - BUDGET REQUESTS

RUNDATE: 06/30/2022 TODAY'S DATE: 09/02/2022

FOR FISCAL YEARS: 07/01/2020 - 06/30/23

	YTD ACTUALS 06/30/2021	BOARD APPROVED 06/30/2022	WORKING BUDGET 06/30/2022	YTD ACTUALS 06/30/2022	DEPT REQUESTED 06/30/2023	CAO RECOMM 06/30/2023	BOARD APPROVED 06/30/2023
BUDGET UNIT: 023500 CORONER							
FUND: 0001 GENERAL FUND							
REVENUES:							
4825 - OTHER CURRENT CHARGES	\$37	\$150	\$150	\$284	\$150	\$150	\$0
CHARGES FOR CURRENT SERVICES	\$37	\$150	\$150	\$284	\$150	\$150	\$0
TOTAL REVENUES:	<u>\$37</u>	<u>\$150</u>	<u>\$150</u>	<u>\$284</u>	<u>\$150</u>	<u>\$150</u>	<u>\$0</u>
EXPENSES:							
5001 - SALARIED EMPLOYEES	\$70,145	\$70,580	\$70,580	\$70,017	\$102,216	\$82,373	\$0
5021 - RETIREMENT & SOCIAL SECURITY	\$5,279	\$5,468	\$5,468	\$5,255	\$7,908	\$6,155	\$0
5031 - MEDICAL INSURANCE	\$4,476	\$4,739	\$5,200	\$5,199	\$6,249	\$6,249	\$0
5032 - DISABILITY INSURANCE	\$0	\$848	\$0	\$0	\$1,127	\$1,127	\$0
SALARIES & BENEFITS	\$79,901	\$81,635	\$81,248	\$80,472	\$117,500	\$95,904	\$0
5232 - OFFICE & OTHER EQUIP < \$5,000	\$0	\$5,000	\$2,500	\$1,989	\$3,000	\$3,000	\$0
5265 - PROFESSIONAL & SPECIAL SERVICE	\$73,588	\$82,800	\$154,597	\$104,497	\$97,700	\$97,700	\$0
5311 - GENERAL OPERATING EXPENSE	\$8,348	\$15,401	\$12,338	\$9,859	\$17,000	\$17,000	\$0
5331 - TRAVEL EXPENSE	\$6,467	\$8,000	\$0	\$0	\$10,500	\$10,500	\$0
5332 - MILEAGE REIMBURSEMENT	\$0	\$1,000	\$0	\$0	\$1,000	\$1,000	\$0
SERVICES & SUPPLIES	\$88,404	\$112,201	\$169,435	\$116,346	\$129,200	\$129,200	\$0
5129 - INTERNAL COPY CHARGES (NON-IS)	\$52	\$100	\$50	\$27	\$100	\$100	\$0
5152 - WORKERS COMPENSATION	\$996	\$1,124	\$1,124	\$1,124	\$1,331	\$1,331	\$0
5155 - PUBLIC LIABILITY INSURANCE	\$828	\$1,749	\$1,749	\$1,749	\$2,127	\$2,127	\$0
INTERNAL CHARGES	\$1,876	\$2,973	\$2,923	\$2,900	\$3,558	\$3,558	\$0
TOTAL EXPENSES:	<u>\$170,182</u>	<u>\$196,809</u>	<u>\$253,606</u>	<u>\$199,719</u>	<u>\$250,258</u>	<u>\$228,662</u>	<u>\$0</u>
BUDGET UNIT: 023500 CORONER	(\$170,144)	(\$196,659)	(\$253,456)	(\$199,434)	(\$250,108)	(\$228,512)	\$0

BOARD OF SUPERVISORS

010100

DEPARTMENTAL FUNCTIONS

The Board of Supervisors is the Legislative Body of the County, responsible for setting policy that affects the county's 18,000-plus residents, the millions of visitors traveling through the county every year, and the future generations who will call Inyo County home. The Board's members are elected from each of Inyo County's five supervisorial districts and are charged with representing both the interests of their individual districts and those of the county as a whole. The Department is charged with the legal responsibility of publishing agendas and minutes for all Board of Supervisors meetings and for any other meetings at which the Board of Supervisors sits as the Governing Board, including but not limited to the Board of Equalization and Capital Asset Leasing Corporation. The office maintains, and processes, by law, all public requests for the Board of Supervisors documents and carries out numerous other functions as mandated by law, including Board of Supervisors permanent record retention and advertising of public notices.

MAJOR ACCOMPLISHMENTS IN FISCAL YEAR 2021-2022

- With the assistance of the Information Services Department, returned to open public meetings safely and with expanded public participation and engagement thanks to the ease and convenience of Zoom.
- Adopted a balanced and fiscally prudent budget that fulfilled key staffing requests, maintained vital public services, invested in infrastructure upgrades; and maintained contributions to community events and projects.
- Adopted County of Inyo Board Governance and Rules of Procedure.
- Conducted numerous public hearings to receive citizen input prior to approving new supervisorial district boundaries as required by law following the 2020 Census.
- Adopted Local Rules for the Inyo County Board of Equalization.

GOALS FOR FISCAL YEAR 2022-2023

- Continue supporting the Small Business Resource Center.
- With assistance from the I.S. Department, upgrade the audio/visual equipment in the Board Room and streamline and improve the broadcasting and recording of meetings.
- Continue supporting and encouraging regional air service at Bishop Airport.
- Adopt a balanced budget that accounts for revenue shortfalls and financial stress resulting from rising inflation, but that also meets the needs of the County and its citizens, commensurate with available funding.
- Continue to engage with federal land management agencies and local organizations on the pressing issues of forest infrastructure, sustainable recreation, broadband, and homelessness.

DEPARTMENTAL BUDGET REQUEST FOR FISCAL YEAR 2022-2023

The Department's Fiscal Year 2022-2023 Requested Budget represents an overall increase of \$249,739 in expenditures, and an increase of \$0 in revenues, when compared to the Fiscal Year 2021-2022 Board Approved Budget. As a result, the Requested Net County Cost is increased by \$249,739.

Healthcare and insurance costs have risen significantly. Two new supervisors will be joining the Board in January, so funding was added to the cell phone and travel budgets to cover any additional costs. Additional money was also added to Advertising, as the number of required public notices has jumped significantly in tandem with a major increase in the number of ordinances being brought forth for approval.

Personnel Costs increased by \$86,408 compared to the Fiscal Year 2021-2022 Board Approved Budget, due to the retirement of two long-time members of the Board and two brand-new supervisors joining the Board in January. One of the remaining supervisors is now being paid at the higher rate approved in 2021, after forfeiting the raise for the calendar year..

Revenues

(There are no changes in this object category from the previous fiscal year.)

Personnel

The Department's Requested Budget represents an increase in the number of fulltime equivalent (FTE) positions that are supported by this budget.

A position normally budgeted 50% in BOS is now 100% covered by the BOS budget, equating to 1 FTE position.

Services & Supplies

5122 (CELL PHONES) increased by \$960: Two new supervisors coming onto the Board; **5232** (OFFICE & OTHER EQUIP < \$5,000) increased by \$5,000: Equipment and the American flag need to be replaced in the Board Room; **5263** (ADVERTISING) increased by \$2,500: Additional ordinances and resolutions; **5265** (PROFESSIONAL & SPECIAL SERVICE) increased by \$45,000: Consulting services; **5311** (GENERAL OPERATING EXPENSE) increased by \$400: Reduced monthly spending; **5331** (TRAVEL EXPENSE) increased by \$31,000: Board members are traveling more frequently.

Support & Care of Persons

(There are no changes in this object category from the previous fiscal year.)

Fixed Assets

5700 (CONSTRUCTION IN PROGRESS) increased by \$75,000: This will allow for an update to the current Board of Supervisors streaming and camera system.

FISCAL YEAR 2022-2023 REDUCTION IMPACTS TO BASE BUDGET

N/A

FISCAL YEAR 2022-2023 STATE/FEDERAL FUNDING SUMMARY

N/A

FISCAL YEAR 2022-2023 REGULATORY COMPLIANCE SUMMARY

N/A

MAJOR POLICY CONSIDERATIONS BEING REQUESTED

N/A

COUNTY OF INYO
BUD002A - BUDGET REQUESTS

RUNDATE: 06/30/2022 TODAY'S DATE: 09/02/2022

FOR FISCAL YEARS: 07/01/2020 - 06/30/23

	YTD ACTUALS 06/30/2021	BOARD APPROVED 06/30/2022	WORKING BUDGET 06/30/2022	YTD ACTUALS 06/30/2022	DEPT REQUESTED 06/30/2023	CAO RECOMM 06/30/2023	BOARD APPROVED 06/30/2023
BUDGET UNIT: 010100 BOARD OF SUPERVISORS							
FUND: 0001 GENERAL FUND							
REVENUES:							
4825 - OTHER CURRENT CHARGES	\$54	\$0	\$0	\$760	\$0	\$0	\$0
CHARGES FOR CURRENT SERVICES	\$54	\$0	\$0	\$760	\$0	\$0	\$0
4998 - OPERATING TRANSFERS IN	\$0	\$0	\$0	\$0	\$0	\$150,000	\$0
OTHER FINANCING SOURCES	\$0	\$0	\$0	\$0	\$0	\$150,000	\$0
TOTAL REVENUES:	\$54	\$0	\$0	\$760	\$0	\$150,000	\$0
EXPENSES:							
5001 - SALARIED EMPLOYEES	\$351,799	\$452,406	\$438,406	\$407,404	\$505,731	\$505,731	\$0
5021 - RETIREMENT & SOCIAL SECURITY	\$27,289	\$36,002	\$36,002	\$31,967	\$40,102	\$40,102	\$0
5022 - PERS RETIREMENT	\$29,379	\$38,344	\$38,344	\$30,715	\$45,944	\$45,944	\$0
5024 - RETIREMENT-UNFUNDED LIAB	\$69,676	\$71,152	\$71,152	\$71,152	\$80,252	\$80,252	\$0
5031 - MEDICAL INSURANCE	\$26,072	\$22,571	\$22,571	\$17,716	\$34,547	\$34,547	\$0
5032 - DISABILITY INSURANCE	\$701	\$5,584	\$5,584	\$721	\$5,706	\$5,706	\$0
5043 - OTHER BENEFITS	\$9,588	\$12,516	\$12,516	\$12,531	\$12,701	\$12,701	\$0
SALARIES & BENEFITS	\$514,507	\$638,575	\$624,575	\$572,210	\$724,983	\$724,983	\$0
5122 - CELL PHONES	\$1,187	\$1,440	\$1,440	\$1,344	\$2,400	\$2,400	\$0
5232 - OFFICE & OTHER EQUIP < \$5,000	\$2,471	\$0	\$3,000	\$2,305	\$5,000	\$5,000	\$0
5263 - ADVERTISING	\$3,795	\$5,000	\$5,000	\$3,040	\$7,500	\$7,500	\$0
5265 - PROFESSIONAL & SPECIAL SERVICE	\$1,192	\$2,500	\$1,500	\$0	\$47,500	\$47,500	\$0
5311 - GENERAL OPERATING EXPENSE	\$15,341	\$16,509	\$21,509	\$22,671	\$16,909	\$16,909	\$0
5331 - TRAVEL EXPENSE	\$2,620	\$39,000	\$46,000	\$40,341	\$70,000	\$70,000	\$0
SERVICES & SUPPLIES	\$26,610	\$64,449	\$78,449	\$69,703	\$149,309	\$149,309	\$0
5123 - TECH REFRESH EXPENSE	\$8,610	\$8,610	\$8,610	\$8,610	\$8,702	\$8,702	\$0
5127 - MOBILE DEVICE MANAGEMENT-INTER	\$7	\$18	\$18	\$15	\$7	\$7	\$0
5128 - INTERNAL SHREDDING CHARGES	\$223	\$223	\$291	\$291	\$360	\$360	\$0
5129 - INTERNAL COPY CHARGES (NON-IS)	\$6,128	\$6,000	\$6,000	\$3,205	\$3,500	\$3,500	\$0
5152 - WORKERS COMPENSATION	\$4,942	\$5,633	\$5,633	\$5,633	\$7,755	\$7,755	\$0

COUNTY OF INYO

BUD002A - BUDGET REQUESTS

RUNDATE: 06/30/2022 TODAY'S DATE: 09/02/2022

FOR FISCAL YEARS: 07/01/2020 - 06/30/23

	YTD ACTUALS 06/30/2021	BOARD APPROVED 06/30/2022	WORKING BUDGET 06/30/2022	YTD ACTUALS 06/30/2022	DEPT REQUESTED 06/30/2023	CAO RECOMM 06/30/2023	BOARD APPROVED 06/30/2023
5155 - PUBLIC LIABILITY INSURANCE	\$4,108	\$8,765	\$8,765	\$8,765	\$12,396	\$12,396	\$0
5333 - MOTOR POOL	\$0	\$800	\$732	\$0	\$800	\$800	\$0
INTERNAL CHARGES	\$24,019	\$30,049	\$30,049	\$26,519	\$33,520	\$33,520	\$0
5539 - OTHER AGENCY CONTRIBUTIONS	\$10,000	\$31,350	\$31,350	\$25,000	\$31,350	\$31,350	\$0
OTHER CHARGES	\$10,000	\$31,350	\$31,350	\$25,000	\$31,350	\$31,350	\$0
5700 - CONSTRUCTION IN PROGRESS	\$0	\$0	\$0	\$0	\$75,000	\$150,000	\$0
FIXED ASSETS	\$0	\$0	\$0	\$0	\$75,000	\$150,000	\$0
TOTAL EXPENSES:	<u>\$575,136</u>	<u>\$764,423</u>	<u>\$764,423</u>	<u>\$693,433</u>	<u>\$1,014,162</u>	<u>\$1,089,162</u>	<u>\$0</u>
BUDGET UNIT: 010100 BOARD OF SUPERVISORS	(\$575,082)	(\$764,423)	(\$764,423)	(\$692,673)	(\$1,014,162)	(\$939,162)	\$0

AUDITOR CONTROLLER - GENERAL

010400

DEPARTMENTAL FUNCTIONS

The Auditor-Controller's Office is the chief financial department for the County of Inyo. Our primary responsibility is to protect the assets of the County. We provide financial information, accounting services, advice and assistance to the Board of Supervisors, the County Administrative Officer, County Departments, Special Districts and the public. We are responsible for the fiscal oversight of the County's and Special District's budgets and compliance with reporting and audit mandates. Other tasks include general ledger accounting, accounts receivable, accounts payable, payroll processing, property tax administration, and complying with innumerable mandated reporting requirements.

MAJOR ACCOMPLISHMENTS IN FISCAL YEAR 2021-2022

- Reconstructed and assisted Environment Health with their billing program and provide training to fiscal staff to ensure general fund revenue was obtained.
- Provided 120 hours of training to various fiscal staff in the county.
- Started developing a electronic vendor payment program
- Continue to work with Health and Human Services to manage their bus pass program and gift card program.
- Assist with the updates to the Purchasing Policy.

GOALS FOR FISCAL YEAR 2022-2023

- Update the County Travel Policy.
- Implement the County Credit Card Program.
- Upgrade the County's Financial System with new functionality.
- Continue to bring the Property Tax System to full functionality.

DEPARTMENTAL BUDGET REQUEST FOR FISCAL YEAR 2022-2023

The Department's Fiscal Year 2022-2023 Requested Budget represents an overall increase of \$64,694 in expenditures, and a decrease of \$1,006,632 in revenues, when compared to the Fiscal Year 2021-2022 Board Approved Budget. As a result, the Requested Net County Cost is increased by \$1,071,326.

The increase in Net County Cost in this budget is being driven by the drop in cost plan revenue. Cost plan revenue is true-up on a two-year cycle and is tied to cost centers such as Building and Maintenance and Information Services. When these cost centers focus on projects, like the Consolidated Office building, they are not costing out to specific cost centers and can swing costs from year to year. The drop in revenue was anticipated.

Personnel Costs increased by \$83,348 compared to the Fiscal Year 2021-2022 Board Approved Budget, due to all positions being budgeted at a full year. Medical costs have also increased significantly this year..

Revenues

4041 (PENALTIES ON DELINQUENT TAXES) increased by \$50,000: to account for a catch-up distribution of penalties due to delay from the property tax system configuration being withheld by vendor; **4062** (SALES TAX) increased by \$150,000: due to the rebound of sales tax. Last year it was reduced by 15% due to Covid; **4601** (TAX REDEMPTION FEES) increased by \$200: based on the actual redemption received; **4602** (ASSESSMENT & COLLECTION FEES) increased by \$504: based on the anticipated collections of next year special assessments; **4820** (COUNTY COST PLAN) decreased by \$1,207,336: based on the cost plan allocation for use in FY22-23 based the actuals of FY20-21.

Personnel

The Department's Requested Budget represents no change in the number of fulltime equivalent (FTE) positions that are supported by this budget.

None.

Services & Supplies

5232 (OFFICE & OTHER EQUIP < \$5,000) increased by \$600: due to need to buy new office chairs; **5265** (PROFESSIONAL & SPECIAL SERVICE) decreased by \$32,952: due to the Special District Audit; **5331** (TRAVEL EXPENSE) increased by \$950: due to more in person travel opportunities.

Support & Care of Persons

(There are no changes in this object category from the previous fiscal year.)

Fixed Assets

(There are no changes in this object category from the previous fiscal year.)

FISCAL YEAR 2022-2023 REDUCTION IMPACTS TO BASE BUDGET

No major impacts are anticipated

FISCAL YEAR 2022-2023 STATE/FEDERAL FUNDING SUMMARY

None

FISCAL YEAR 2022-2023 REGULATORY COMPLIANCE SUMMARY

None

MAJOR POLICY CONSIDERATIONS BEING REQUESTED

None

COUNTY OF INYO
BUD002A - BUDGET REQUESTS

RUNDATE: 06/30/2022 TODAY'S DATE: 09/02/2022

FOR FISCAL YEARS: 07/01/2020 - 06/30/23

	YTD ACTUALS 06/30/2021	BOARD APPROVED 06/30/2022	WORKING BUDGET 06/30/2022	YTD ACTUALS 06/30/2022	DEPT REQUESTED 06/30/2023	CAO RECOMM 06/30/2023	BOARD APPROVED 06/30/2023
BUDGET UNIT: 010400 AUDITOR CONTROLLER - GENERAL							
FUND: 0001 GENERAL FUND							
REVENUES:							
4041 - PENALTIES ON DELINQUENT TAXES	\$181,277	\$200,000	\$200,000	\$82,159	\$250,000	\$250,000	\$0
4042 - COSTS OF DELINQUENT COLLECTION	\$4,970	\$11,000	\$11,000	\$0	\$11,000	\$11,000	\$0
TAXES - PROPERTY	\$186,247	\$211,000	\$211,000	\$82,159	\$261,000	\$261,000	\$0
4062 - SALES TAX	\$1,591,552	\$1,500,000	\$1,650,000	\$2,189,484	\$1,650,000	\$1,650,000	\$0
TAXES - SALES	\$1,591,552	\$1,500,000	\$1,650,000	\$2,189,484	\$1,650,000	\$1,650,000	\$0
4601 - TAX REDEMPTION FEES	\$3,180	\$3,000	\$3,000	\$3,240	\$3,200	\$3,200	\$0
4602 - ASSESSMENT & COLLECTION FEES	\$15,443	\$15,515	\$15,515	\$15,969	\$16,019	\$16,019	\$0
4603 - SB813 COLLECTION FEES	\$0	\$30,000	\$30,000	\$19,006	\$30,000	\$30,000	\$0
4612 - SPEC DIST & GRANT ACCOUNTING	\$35,308	\$78,356	\$78,356	\$28,350	\$78,356	\$78,356	\$0
4819 - SERVICES & FEES	\$275	\$0	\$6,500	\$5,855	\$0	\$7,500	\$0
4820 - COUNTY COST PLAN	\$3,852,017	\$3,175,586	\$3,175,586	\$3,176,786	\$1,968,250	\$1,968,250	\$0
4827 - TRIAL COURT CHARGES	\$10,800	\$10,800	\$10,800	\$10,800	\$10,800	\$10,800	\$0
CHARGES FOR CURRENT SERVICES	\$3,917,024	\$3,313,257	\$3,319,757	\$3,260,007	\$2,106,625	\$2,114,125	\$0
4961 - REIMBURSED EXPENSES	\$9,179	\$0	\$0	\$32	\$0	\$0	\$0
4999 - PRIOR YEARS REIMBURSEMENTS	\$0	\$0	\$0	\$450	\$0	\$0	\$0
OTHER REVENUE	\$9,179	\$0	\$0	\$482	\$0	\$0	\$0
TOTAL REVENUES:	\$5,704,004	\$5,024,257	\$5,180,757	\$5,532,133	\$4,017,625	\$4,025,125	\$0
EXPENSES:							
5001 - SALARIED EMPLOYEES	\$607,244	\$694,210	\$694,210	\$644,645	\$743,786	\$743,786	\$0
5003 - OVERTIME	\$2,309	\$4,279	\$4,279	\$1,271	\$7,510	\$7,510	\$0
5004 - STANDBY TIME	\$525	\$0	\$0	\$0	\$0	\$0	\$0
5021 - RETIREMENT & SOCIAL SECURITY	\$49,934	\$57,357	\$57,357	\$52,627	\$60,658	\$60,658	\$0
5022 - PERS RETIREMENT	\$85,374	\$87,933	\$87,933	\$82,666	\$91,513	\$91,513	\$0
5024 - RETIREMENT-UNFUNDED LIAB	\$81,288	\$83,010	\$83,010	\$83,010	\$93,626	\$93,626	\$0
5031 - MEDICAL INSURANCE	\$36,488	\$26,387	\$26,387	\$30,576	\$46,397	\$46,397	\$0
5032 - DISABILITY INSURANCE	\$5,266	\$8,726	\$8,726	\$5,631	\$8,611	\$8,611	\$0

COUNTY OF INYO
BUD002A - BUDGET REQUESTS

RUNDATE: 06/30/2022 TODAY'S DATE: 09/02/2022

FOR FISCAL YEARS: 07/01/2020 - 06/30/23

	YTD ACTUALS 06/30/2021	BOARD APPROVED 06/30/2022	WORKING BUDGET 06/30/2022	YTD ACTUALS 06/30/2022	DEPT REQUESTED 06/30/2023	CAO RECOMM 06/30/2023	BOARD APPROVED 06/30/2023
5034 - EDUCATION REIMBURSEMENT	\$0	\$600	\$600	\$0	\$0	\$0	\$0
5043 - OTHER BENEFITS	\$40,965	\$47,165	\$47,165	\$43,869	\$40,914	\$40,914	\$0
SALARIES & BENEFITS	\$909,396	\$1,009,667	\$1,009,667	\$944,298	\$1,093,015	\$1,093,015	\$0
5232 - OFFICE & OTHER EQUIP < \$5,000	\$4,914	\$0	\$2,100	\$1,259	\$600	\$600	\$0
5265 - PROFESSIONAL & SPECIAL SERVICE	\$106,090	\$151,660	\$309,070	\$147,227	\$118,708	\$118,708	\$0
5311 - GENERAL OPERATING EXPENSE	\$13,502	\$13,071	\$13,071	\$13,728	\$13,071	\$13,071	\$0
5326 - LATE FEES & FINANCE CHARGES	\$0	\$0	\$50	\$16	\$0	\$0	\$0
5331 - TRAVEL EXPENSE	(\$55)	\$2,550	\$1,350	\$874	\$3,500	\$3,500	\$0
5499 - PRIOR YEAR REFUNDS	\$1,000	\$0	\$0	\$0	\$0	\$0	\$0
SERVICES & SUPPLIES	\$125,452	\$167,281	\$325,641	\$163,105	\$135,879	\$135,879	\$0
5123 - TECH REFRESH EXPENSE	\$11,757	\$9,580	\$9,580	\$9,580	\$11,965	\$11,965	\$0
5128 - INTERNAL SHREDDING CHARGES	\$268	\$268	\$998	\$998	\$1,728	\$1,728	\$0
5129 - INTERNAL COPY CHARGES (NON-IS)	\$5,072	\$6,300	\$6,300	\$4,336	\$4,500	\$4,500	\$0
5152 - WORKERS COMPENSATION	\$8,188	\$10,060	\$10,060	\$10,060	\$12,237	\$12,237	\$0
5155 - PUBLIC LIABILITY INSURANCE	\$6,663	\$15,410	\$15,410	\$15,410	\$19,286	\$19,286	\$0
5333 - MOTOR POOL	\$7,892	\$9,100	\$11,000	\$11,792	\$13,750	\$13,750	\$0
INTERNAL CHARGES	\$39,841	\$50,718	\$53,348	\$52,177	\$63,466	\$63,466	\$0
TOTAL EXPENSES:	\$1,074,690	\$1,227,666	\$1,388,656	\$1,159,581	\$1,292,360	\$1,292,360	\$0
BUDGET UNIT: 010400 AUDITOR CONTROLLER - GENERAL	\$4,629,313	\$3,796,591	\$3,792,101	\$4,372,552	\$2,725,265	\$2,732,765	\$0

AC-CALPERS REFUNDING SF 010404

DEPARTMENTAL FUNCTIONS

This is a debt service fund to pay for the 2013 CalPERS Refunding loan agreement. The revenue that is generated to pay for the debt service in this fund comes from the General Fund and is an obligation of the County until paid in full.

MAJOR ACCOMPLISHMENTS IN FISCAL YEAR 2021-2022

- Not Applicable

GOALS FOR FISCAL YEAR 2022-2023

- Not Applicable

DEPARTMENTAL BUDGET REQUEST FOR FISCAL YEAR 2022-2023

The Department's Fiscal Year 2022-2023 Requested Budget represents an overall increase of \$12,294 in expenditures, and an increase of \$12,294 in revenues, when compared to the Fiscal Year 2021-2022 Board Approved Budget. As a result, the Requested Net County Cost is increased by \$0.

Personnel Costs did not change compared to the Fiscal Year 2021-2022 Board Approved Budget.

Revenues

4825 (OTHER CURRENT CHARGES) increased by \$12,294: Revenue is increased to reflect the increase in payment.

Personnel

The Department's Requested Budget represents no change in the number of fulltime equivalent (FTE) positions that are supported by this budget.

None.

Services & Supplies

(There are no changes in this object category from the previous fiscal year.)

Support & Care of Persons

(There are no changes in this object category from the previous fiscal year.)

Fixed Assets

(There are no changes in this object category from the previous fiscal year.)

FISCAL YEAR 2022-2023 REDUCTION IMPACTS TO BASE BUDGET

Not Applicable.

FISCAL YEAR 2022-2023 STATE/FEDERAL FUNDING SUMMARY

Not Applicable.

FISCAL YEAR 2022-2023 REGULATORY COMPLIANCE SUMMARY

Not Applicable.

MAJOR POLICY CONSIDERATIONS BEING REQUESTED

Not Applicable.

COUNTY OF INYO

BUD002A - BUDGET REQUESTS

RUNDATE: 06/30/2022 TODAY'S DATE: 09/02/2022

FOR FISCAL YEARS: 07/01/2020 - 06/30/23

	YTD ACTUALS 06/30/2021	BOARD APPROVED 06/30/2022	WORKING BUDGET 06/30/2022	YTD ACTUALS 06/30/2022	DEPT REQUESTED 06/30/2023	CAO RECOMM 06/30/2023	BOARD APPROVED 06/30/2023
BUDGET UNIT: 010404 AC-CALPERS REFUNDING SF							
FUND: 0021 AC - CALPERS REFUNDING SAFT							
REVENUES:							
4825 - OTHER CURRENT CHARGES	\$373,204	\$385,777	\$385,777	\$385,778	\$398,071	\$398,071	\$0
CHARGES FOR CURRENT SERVICES	\$373,204	\$385,777	\$385,777	\$385,778	\$398,071	\$398,071	\$0
TOTAL REVENUES:	<u>\$373,204</u>	<u>\$385,777</u>	<u>\$385,777</u>	<u>\$385,778</u>	<u>\$398,071</u>	<u>\$398,071</u>	<u>\$0</u>
EXPENSES:							
5561 - PRINCIPAL ON NOTES PAYABLE	\$198,000	\$222,000	\$222,000	\$222,000	\$247,000	\$247,000	\$0
DEBT SERVICE PRINCIPAL	\$198,000	\$222,000	\$222,000	\$222,000	\$247,000	\$247,000	\$0
5553 - INTEREST ON NOTES	\$175,202	\$163,777	\$163,777	\$163,776	\$151,071	\$151,071	\$0
DEBT SERVICE INTEREST	\$175,202	\$163,777	\$163,777	\$163,776	\$151,071	\$151,071	\$0
TOTAL EXPENSES:	<u>\$373,202</u>	<u>\$385,777</u>	<u>\$385,777</u>	<u>\$385,776</u>	<u>\$398,071</u>	<u>\$398,071</u>	<u>\$0</u>
BUDGET UNIT: 010404 AC-CALPERS REFUNDING SF	\$1	\$0	\$0	\$1	(\$0)	(\$0)	\$0

AUDITOR-CONTROLLER - ECON STAB

010407

DEPARTMENTAL FUNCTIONS

The Economic Stabilization Fund was established to fund unexpected decreases in revenue and or increases in expenditures, which cannot be absorbed with the existing County budget appropriated for that fiscal year, including any appropriation for contingency funds. In addition, it is also used to provide loans to cash flow property tax distributions under the Teeter Plan.

MAJOR ACCOMPLISHMENTS IN FISCAL YEAR 2021-2022

- The County was able to maintain a balanced budget for Fiscal Year 2021-2022 and avoid using funds from this budget. As such, these funds are available for emergencies and future economic downturns

GOALS FOR FISCAL YEAR 2022-2023

- Continue to use this fund in accordance with County Policy by using it to make loans to their funds and to use the unexpected decreases in revenue and/or increases in expenditures. This reserve is to be used before General Reserves and requires a four/fifths (4/5's) vote of the Board of Supervisors

DEPARTMENTAL BUDGET REQUEST FOR FISCAL YEAR 2022-2023

The Department's Fiscal Year 2022-2023 Requested Budget represents an overall increase of \$0 in expenditures, and a decrease of \$17,500 in revenues, when compared to the Fiscal Year 2021-2022 Board Approved Budget. As a result, the Requested Net County Cost is increased by \$17,500.

Personnel Costs did not change compared to the Fiscal Year 2021-2022 Board Approved Budget.

Revenues

4301 (INTEREST FROM TREASURY) decreased by \$17,500: Based on prior year actuals.

Personnel

The Department's Requested Budget represents no change in the number of fulltime equivalent (FTE) positions that are supported by this budget.

None.

Services & Supplies

(There are no changes in this object category from the previous fiscal year.)

Support & Care of Persons

(There are no changes in this object category from the previous fiscal year.)

Fixed Assets

(There are no changes in this object category from the previous fiscal year.)

FISCAL YEAR 2022-2023 REDUCTION IMPACTS TO BASE BUDGET

Not Applicable.

FISCAL YEAR 2022-2023 STATE/FEDERAL FUNDING SUMMARY

Not Applicable.

FISCAL YEAR 2022-2023 REGULATORY COMPLIANCE SUMMARY

Not Applicable.

MAJOR POLICY CONSIDERATIONS BEING REQUESTED

Not Applicable.

COUNTY OF INYO

BUD002A - BUDGET REQUESTS

RUNDATE: 06/30/2022 TODAY'S DATE: 09/02/2022

FOR FISCAL YEARS: 07/01/2020 - 06/30/23

	YTD ACTUALS 06/30/2021	BOARD APPROVED 06/30/2022	WORKING BUDGET 06/30/2022	YTD ACTUALS 06/30/2022	DEPT REQUESTED 06/30/2023	CAO RECOMM 06/30/2023	BOARD APPROVED 06/30/2023
BUDGET UNIT: 010407 AUDITOR-CONTROLLER - ECON STAB							
FUND: 0007 ECONOMIC STABILIZATION							
REVENUES:							
4301 - INTEREST FROM TREASURY	\$30,098	\$30,000	\$30,000	\$12,997	\$12,500	\$12,500	\$0
REV USE OF MONEY & PROPERTY	\$30,098	\$30,000	\$30,000	\$12,997	\$12,500	\$12,500	\$0
TOTAL REVENUES:	<u>\$30,098</u>	<u>\$30,000</u>	<u>\$30,000</u>	<u>\$12,997</u>	<u>\$12,500</u>	<u>\$12,500</u>	<u>\$0</u>
EXPENSES:							
TOTAL EXPENSES:	<u>\$0</u>	<u>\$0</u>	<u>\$0</u>	<u>\$0</u>	<u>\$0</u>	<u>\$0</u>	<u>\$0</u>
BUDGET UNIT: 010407 AUDITOR-CONTROLLER - ECON STAB	\$30,098	\$30,000	\$30,000	\$12,997	\$12,500	\$12,500	\$0

AUDITOR CONTROLLER - GEN RESV 010405

DEPARTMENTAL FUNCTIONS

This budget unit is used to isolate the County's annual contribution to General Fund Reserves. Reserves are only to be used in times of emergencies and requires a four-fifths (4/5's) vote by the Board of Supervisors to be expended.

MAJOR ACCOMPLISHMENTS IN FISCAL YEAR 2021-2022

- The fund continues to accrue interest, helping the County achieve its goal of increasing revenues

GOALS FOR FISCAL YEAR 2022-2023

- Continue to find ways to increase the amount of reserves held by the County consistent with best practices and review the General Reserves Policy. At the end of the Fiscal Year 2021-2022 the General Reserve balance was \$4,475,781. This represents 6.37% of the Board Approved General Fund expenditure budget for Fiscal 2021-2022.

DEPARTMENTAL BUDGET REQUEST FOR FISCAL YEAR 2022-2023

The Department's Fiscal Year 2022-2023 Requested Budget represents an overall increase of \$0 in expenditures, and a decrease of \$513,000 in revenues, when compared to the Fiscal Year 2021-2022 Board Approved Budget. As a result, the Requested Net County Cost is increased by \$513,000.

Personnel Costs did not change compared to the Fiscal Year 2021-2022 Board Approved Budget.

Revenues

4301 (INTEREST FROM TREASURY) decreased by \$13,000: The decrease is based on the prior year actuals; **4998** (OPERATING TRANSFERS IN) decreased by \$500,000: Operating transfers are budgeted in the CAO Recommended budget.

Personnel

The Department's Requested Budget represents no change in the number of fulltime equivalent (FTE) positions that are supported by this budget.

None.

Services & Supplies

(There are no changes in this object category from the previous fiscal year.)

Support & Care of Persons

(There are no changes in this object category from the previous fiscal year.)

Fixed Assets

(There are no changes in this object category from the previous fiscal year.)

FISCAL YEAR 2022-2023 REDUCTION IMPACTS TO BASE BUDGET

Not Applicable

FISCAL YEAR 2022-2023 STATE/FEDERAL FUNDING SUMMARY

Not Applicable

FISCAL YEAR 2022-2023 REGULATORY COMPLIANCE SUMMARY

Not Applicable

MAJOR POLICY CONSIDERATIONS BEING REQUESTED

Not Applicable

COUNTY OF INYO

BUD002A - BUDGET REQUESTS

RUNDATE: 06/30/2022 TODAY'S DATE: 09/02/2022

FOR FISCAL YEARS: 07/01/2020 - 06/30/23

	YTD ACTUALS 06/30/2021	BOARD APPROVED 06/30/2022	WORKING BUDGET 06/30/2022	YTD ACTUALS 06/30/2022	DEPT REQUESTED 06/30/2023	CAO RECOMM 06/30/2023	BOARD APPROVED 06/30/2023
BUDGET UNIT: 010405 AUDITOR CONTROLLER - GEN RESV							
FUND: 0006 GENERAL RESERVE							
REVENUES:							
4301 - INTEREST FROM TREASURY	\$28,924	\$25,000	\$25,000	\$12,490	\$12,000	\$12,000	\$0
REV USE OF MONEY & PROPERTY	\$28,924	\$25,000	\$25,000	\$12,490	\$12,000	\$12,000	\$0
4998 - OPERATING TRANSFERS IN	\$0	\$500,000	\$500,000	\$0	\$0	\$412,968	\$0
OTHER FINANCING SOURCES	\$0	\$500,000	\$500,000	\$0	\$0	\$412,968	\$0
TOTAL REVENUES:	<u>\$28,924</u>	<u>\$525,000</u>	<u>\$525,000</u>	<u>\$12,490</u>	<u>\$12,000</u>	<u>\$424,968</u>	<u>\$0</u>
EXPENSES:							
TOTAL EXPENSES:	<u>\$0</u>	<u>\$0</u>	<u>\$0</u>	<u>\$0</u>	<u>\$0</u>	<u>\$0</u>	<u>\$0</u>
BUDGET UNIT: 010405 AUDITOR CONTROLLER - GEN RESV	\$28,924	\$525,000	\$525,000	\$12,490	\$12,000	\$424,968	\$0

AUDITOR CONTROLLER GEOTHERMAL 010406

DEPARTMENTAL FUNCTIONS

This budget is used to isolate the County's receipts of geothermal royalties and track the geothermal funds available for allocation by the Board of Supervisors. Due to the uncertainty of geothermal royalties, the Board of Supervisors directed that future royalties be treated as unanticipated revenue and appropriated as received. As such, there are no revenue projections associated with this budget unit for Fiscal Year 2022-2023. Any expenditures represent an appropriation of royalties that came in during the prior fiscal year.

MAJOR ACCOMPLISHMENTS IN FISCAL YEAR 2021-2022

- Not Applicable.

GOALS FOR FISCAL YEAR 2022-2023

- Not Applicable.

DEPARTMENTAL BUDGET REQUEST FOR FISCAL YEAR 2022-2023

The Department's Fiscal Year 2022-2023 Requested Budget represents an overall decrease of \$50,000 in expenditures, and an increase of \$0 in revenues, when compared to the Fiscal Year 2021-2022 Board Approved Budget. As a result, the Requested Net County Cost is decreased by \$50,000.

Personnel Costs did not change compared to the Fiscal Year 2021-2022 Board Approved Budget.

Revenues

(There are no changes in this object category from the previous fiscal year.)

Personnel

The Department's Requested Budget represents no change in the number of fulltime equivalent (FTE) positions that are supported by this budget.

Not Applicable.

Services & Supplies

(There are no changes in this object category from the previous fiscal year.)

Support & Care of Persons

(There are no changes in this object category from the previous fiscal year.)

Fixed Assets

(There are no changes in this object category from the previous fiscal year.)

FISCAL YEAR 2022-2023 REDUCTION IMPACTS TO BASE BUDGET

Not Applicable.

FISCAL YEAR 2022-2023 STATE/FEDERAL FUNDING SUMMARY

Not Applicable.

FISCAL YEAR 2022-2023 REGULATORY COMPLIANCE SUMMARY

Not Applicable.

MAJOR POLICY CONSIDERATIONS BEING REQUESTED

Not Applicable.

COUNTY OF INYO

BUD002A - BUDGET REQUESTS

RUNDATE: 06/30/2022 TODAY'S DATE: 09/02/2022

FOR FISCAL YEARS: 07/01/2020 - 06/30/23

	YTD ACTUALS 06/30/2021	BOARD APPROVED 06/30/2022	WORKING BUDGET 06/30/2022	YTD ACTUALS 06/30/2022	DEPT REQUESTED 06/30/2023	CAO RECOMM 06/30/2023	BOARD APPROVED 06/30/2023
BUDGET UNIT: 010406 AUDITOR CONTROLLER GEOTHERMAL							
FUND: 0010 GEOTHERMAL							
REVENUES:							
4381 - GEOTHERMAL ROYALTIES	\$101,233	\$0	\$0	\$176,724	\$0	\$0	\$0
RENTS & LEASES	\$101,233	\$0	\$0	\$176,724	\$0	\$0	\$0
TOTAL REVENUES:	<u>\$101,233</u>	<u>\$0</u>	<u>\$0</u>	<u>\$176,724</u>	<u>\$0</u>	<u>\$0</u>	<u>\$0</u>
EXPENSES:							
5801 - OPERATING TRANSFERS OUT	\$0	\$50,000	\$50,000	\$0	\$0	\$275,500	\$0
OTHER FINANCING USES	\$0	\$50,000	\$50,000	\$0	\$0	\$275,500	\$0
TOTAL EXPENSES:	<u>\$0</u>	<u>\$50,000</u>	<u>\$50,000</u>	<u>\$0</u>	<u>\$0</u>	<u>\$275,500</u>	<u>\$0</u>
BUDGET UNIT: 010406 AUDITOR CONTROLLER GEOTHERMAL	\$101,233	(\$50,000)	(\$50,000)	\$176,724	\$0	(\$275,500)	\$0

GENERAL REVENUE & EXPENDITURES

011900

DEPARTMENTAL FUNCTIONS

This budget unit was created to record those revenues and expenditures that are not specific to any general fund department. This allows the administration to better determine the Net County Cost of all other departments.

MAJOR ACCOMPLISHMENTS IN FISCAL YEAR 2021-2022

- Not Applicable.

GOALS FOR FISCAL YEAR 2022-2023

- Not Applicable.

DEPARTMENTAL BUDGET REQUEST FOR FISCAL YEAR 2022-2023

The Department's Fiscal Year 2022-2023 Requested Budget represents an overall decrease of \$2,177,179 in expenditures, and an increase of \$19,479 in revenues, when compared to the Fiscal Year 2021-2022 Board Approved Budget. As a result, the Requested Net County Cost is decreased by \$2,196,658.

Personnel Costs did not change compared to the Fiscal Year 2021-2022 Board Approved Budget.

Revenues

4001 (CURRENT SECURED TAXES) increased by \$1,041,057: The increase in secured tax revenue is due to a combination of factors, which can be attributed to the 5% increase in the Phillips Factor and a 10% increase in Unitary roll. In addition, adjustments have been made to true-up the budget to better represent the actuals; **4004** (CURRENT UNSECURED TAXES) increased by \$244,398: The increase in unsecured revenue is based on the assessed value enrolled by County Assessor; **4005** (CURRENT UNSECURED AIRCRAFT TAX) decreased by \$5,000: The reduction is due to the actual from the prior year and a back log of assessments; **4008** (SB813 DISTRIBUTIONS) increased by \$40,000: The increase is due to the County finally being able to bill supplemental taxes successfully in the new property tax software; **4021** (PRIOR YEAR SECURED TAXES) increased by \$15,000: Due to an increase in the secured tax roll; **4083** (TRANSIENT OCCUPANCY TAX) increased by \$800,000: The increase TOT is based on the strong performance of this revenue in FY21-22 and the recovery from COVID. In addition, new units added to the Furnace Creek area have increased revenue; **4161** (FRANCHISE FEES) increased by \$20,900: The increase is based on the actuals from the prior year; **4215** (JUSTICE COURT FINES) increased by \$10,000: The increase in court fines is due to the Courts being open and moving forward with a regular caseload; **4224** (COURT REALIGNMENT FINES) increased by \$65,000: The increase in court fines is due to the Courts being open and moving forward with a regular caseload; **4301** (INTEREST FROM TREASURY) increased by \$20,000: Interest has started to rebound but it is at a slow pace; **4303** (INTEREST ON TAX FUNDS) increased by \$400: Based on projected interest allocation for the next year; **4411** (STATE MOTOR VEHICLE IN LIEU TX) increased by \$6,000: Based on year to date actuals; **4472** (HOMEOWNERS PROPERTY TAX RELIEF) decreased by \$1,900: Based on year to date actuals; **4563** (CONTRIBUTION FROM DWP) increased by \$270,626: This allocation is pursuant to the water agreement and is adjusted every year for inflation in accordance with Los Angeles-Anaheim-Riverside All urban consumer Price Index; **4599** (OTHER AGENCIES) increased by \$106: Based on year to date actuals;

4604 (PROPERTY TAX ADMIN FEES) increased by \$125,000: This revenue was previously reported in Current Year Secured and is being broken out for better reporting; **4702** (RECORDING FEES) decreased by \$1,000: Based on year to date actuals; **4825** (OTHER CURRENT CHARGES) decreased by \$5,700: Based on year to date actuals; **4998** (OPERATING TRANSFERS IN) decreased by \$2,625,408: This will be budgeted in the CAO Recommend budget.

Personnel

The Department's Requested Budget represents no change in the number of fulltime equivalent (FTE) positions that are supported by this budget.

None.

Services & Supplies

5311 (GENERAL OPERATING EXPENSE) increased by \$9,645: Due to increase in Court Cost.

Support & Care of Persons

(There are no changes in this object category from the previous fiscal year.)

Fixed Assets

(There are no changes in this object category from the previous fiscal year.)

FISCAL YEAR 2022-2023 REDUCTION IMPACTS TO BASE BUDGET

None.

FISCAL YEAR 2022-2023 STATE/FEDERAL FUNDING SUMMARY

None.

FISCAL YEAR 2022-2023 REGULATORY COMPLIANCE SUMMARY

None.

MAJOR POLICY CONSIDERATIONS BEING REQUESTED

None.

COUNTY OF INYO
BUD002A - BUDGET REQUESTS

RUNDATE: 06/30/2022 TODAY'S DATE: 09/02/2022

FOR FISCAL YEARS: 07/01/2020 - 06/30/23

	YTD ACTUALS 06/30/2021	BOARD APPROVED 06/30/2022	WORKING BUDGET 06/30/2022	YTD ACTUALS 06/30/2022	DEPT REQUESTED 06/30/2023	CAO RECOMM 06/30/2023	BOARD APPROVED 06/30/2023
BUDGET UNIT: 011900 GENERAL REVENUE & EXPENDITURES							
FUND: 0001 GENERAL FUND							
REVENUES:							
4001 - CURRENT SECURED TAXES	\$13,642,744	\$13,542,686	\$13,542,686	\$14,158,973	\$14,583,743	\$14,583,743	\$0
4004 - CURRENT UNSECURED TAXES	\$1,026,125	\$935,602	\$1,065,000	\$1,070,451	\$1,180,000	\$1,180,000	\$0
4005 - CURRENT UNSECURED AIRCRAFT TAX	\$11,555	\$20,000	\$17,000	\$12,419	\$15,000	\$15,000	\$0
4008 - SB813 DISTRIBUTIONS	\$0	\$60,000	\$100,000	\$180,021	\$100,000	\$100,000	\$0
4021 - PRIOR YEAR SECURED TAXES	\$152,638	\$130,000	\$137,000	\$137,805	\$145,000	\$145,000	\$0
4023 - PRIOR YEAR UNSECURED TAXES	\$0	\$30,000	\$30,000	\$0	\$30,000	\$30,000	\$0
TAXES - PROPERTY	\$14,833,063	\$14,718,288	\$14,891,686	\$15,559,670	\$16,053,743	\$16,053,743	\$0
4083 - TRANSIENT OCCUPANCY TAX	\$2,782,650	\$3,000,000	\$3,480,000	\$4,413,833	\$3,800,000	\$3,800,000	\$0
TAXES - OTHER	\$2,782,650	\$3,000,000	\$3,480,000	\$4,413,833	\$3,800,000	\$3,800,000	\$0
4161 - FRANCHISE FEES	\$220,873	\$214,500	\$214,500	\$238,723	\$235,400	\$235,400	\$0
LICENSES & PERMITS	\$220,873	\$214,500	\$214,500	\$238,723	\$235,400	\$235,400	\$0
4215 - JUSTICE COURT FINES	\$177,845	\$170,000	\$170,000	\$188,229	\$180,000	\$180,000	\$0
4224 - COURT REALIGNMENT FINES	\$682,633	\$650,000	\$650,000	\$730,562	\$715,000	\$715,000	\$0
FINES & FORFEITURES	\$860,478	\$820,000	\$820,000	\$918,792	\$895,000	\$895,000	\$0
4301 - INTEREST FROM TREASURY	\$473,106	\$165,000	\$165,000	\$192,617	\$185,000	\$185,000	\$0
4303 - INTEREST ON TAX FUNDS	\$0	\$100	\$22,100	\$22,910	\$500	\$500	\$0
REV USE OF MONEY & PROPERTY	\$473,106	\$165,100	\$187,100	\$215,527	\$185,500	\$185,500	\$0
4411 - STATE MOTOR VEHICLE IN LIEU TX	\$11,404	\$11,000	\$11,000	\$17,958	\$17,000	\$17,000	\$0
4413 - PROPERTY TAX IN LIEU OF VLF	\$2,377,585	\$2,422,757	\$2,422,757	\$2,422,757	\$2,422,757	\$2,422,757	\$0
4472 - HOMEOWNERS PROPERTY TAX RELIEF	\$67,946	\$67,900	\$67,900	\$66,720	\$66,000	\$66,000	\$0
4497 - STATE MANDATE PROGRAMS	\$9,827	\$15,000	\$15,000	\$17,968	\$15,000	\$15,000	\$0
4563 - CONTRIBUTION FROM DWP	\$4,627,862	\$4,910,146	\$4,910,146	\$4,910,146	\$5,180,772	\$5,180,772	\$0
4599 - OTHER AGENCIES	\$205,894	\$205,894	\$205,894	\$204,476	\$206,000	\$206,000	\$0
AID FROM OTHER GOVT AGENCIES	\$7,300,520	\$7,632,697	\$7,632,697	\$7,640,026	\$7,907,529	\$7,907,529	\$0
4604 - PROPERTY TAX ADMIN FEES	\$126,061	\$0	\$124,000	\$124,378	\$125,000	\$125,000	\$0

COUNTY OF INYO
BUD002A - BUDGET REQUESTS

RUNDATE: 06/30/2022 TODAY'S DATE: 09/02/2022

FOR FISCAL YEARS: 07/01/2020 - 06/30/23

	YTD ACTUALS 06/30/2021	BOARD APPROVED 06/30/2022	WORKING BUDGET 06/30/2022	YTD ACTUALS 06/30/2022	DEPT REQUESTED 06/30/2023	CAO RECOMM 06/30/2023	BOARD APPROVED 06/30/2023
4702 - RECORDING FEES	\$14,402	\$13,000	\$13,000	\$11,706	\$12,000	\$12,000	\$0
4819 - SERVICES & FEES	\$0	\$0	\$0	\$6,043	\$0	\$0	\$0
4825 - OTHER CURRENT CHARGES	\$9,587	\$10,000	\$10,000	\$4,211	\$4,300	\$4,300	\$0
CHARGES FOR CURRENT SERVICES	\$150,051	\$23,000	\$147,000	\$146,339	\$141,300	\$141,300	\$0
4998 - OPERATING TRANSFERS IN	\$2,461,586	\$2,625,408	\$2,625,408	\$2,625,503	\$0	\$2,039,849	\$0
OTHER FINANCING SOURCES	\$2,461,586	\$2,625,408	\$2,625,408	\$2,625,503	\$0	\$2,039,849	\$0
4961 - REIMBURSED EXPENSES	\$28,417	\$0	\$25,000	\$26,333	\$0	\$0	\$0
OTHER REVENUE	\$28,417	\$0	\$25,000	\$26,333	\$0	\$0	\$0
TOTAL REVENUES:	\$29,110,747	\$29,198,993	\$30,023,391	\$31,784,749	\$29,218,472	\$31,258,321	\$0
EXPENSES:							
5162 - WITNESS EXPENSE	\$0	\$1,000	\$1,000	\$71	\$1,000	\$1,000	\$0
5265 - PROFESSIONAL & SPECIAL SERVICE	\$5,983	\$6,550	\$6,550	\$6,093	\$6,550	\$6,550	\$0
5311 - GENERAL OPERATING EXPENSE	\$110,949	\$115,871	\$115,871	\$121,554	\$125,516	\$125,516	\$0
SERVICES & SUPPLIES	\$116,933	\$123,421	\$123,421	\$127,719	\$133,066	\$133,066	\$0
5529 - TRIAL COURT MOE	\$651,548	\$660,440	\$660,440	\$674,231	\$678,438	\$678,438	\$0
5539 - OTHER AGENCY CONTRIBUTIONS	\$1,019,687	\$309,199	\$409,199	\$380,705	\$309,305	\$309,305	\$0
5540 - OPEB CONTRIBUTION	\$0	\$300,000	\$300,000	\$300,000	\$300,000	\$300,000	\$0
OTHER CHARGES	\$1,671,236	\$1,269,639	\$1,369,639	\$1,354,936	\$1,287,743	\$1,287,743	\$0
5801 - OPERATING TRANSFERS OUT	\$2,044,119	\$2,420,939	\$3,272,868	\$260,074	\$216,011	\$824,717	\$0
OTHER FINANCING USES	\$2,044,119	\$2,420,939	\$3,272,868	\$260,074	\$216,011	\$824,717	\$0
TOTAL EXPENSES:	\$3,832,288	\$3,813,999	\$4,765,928	\$1,742,730	\$1,636,820	\$2,245,526	\$0
BUDGET UNIT: 011900 GENERAL REVENUE & EXPENDITURES	\$25,278,459	\$25,384,994	\$25,257,463	\$30,042,018	\$27,581,652	\$29,012,795	\$0

IFAS UPGRADE 011806

DEPARTMENTAL FUNCTIONS

Originally this budget was created to track software implantation costs for the County's financial software ONESolution. To improve functionality and efficiency at the County, additional modules can be added to the base software. This budget is used to manage the cost of all projects associated with the financial system.

MAJOR ACCOMPLISHMENTS IN FISCAL YEAR 2021-2022

- Maintain the current financial system.

GOALS FOR FISCAL YEAR 2022-2023

- Implement a full upgrade to our financial system and a new employee on-line module to increase efficiency and help departments manage their personnel.

DEPARTMENTAL BUDGET REQUEST FOR FISCAL YEAR 2022-2023

The Department's Fiscal Year 2022-2023 Requested Budget represents an overall increase of \$60,000 in expenditures, and an increase of \$0 in revenues, when compared to the Fiscal Year 2021-2022 Board Approved Budget. As a result, the Requested Net County Cost is increased by \$60,000.

Personnel Costs did not change compared to the Fiscal Year 2021-2022 Board Approved Budget.

Revenues

(There are no changes in this object category from the previous fiscal year.)

Personnel

The Department's Requested Budget represents no change in the number of fulltime equivalent (FTE) positions that are supported by this budget.

None.

Services & Supplies

5265 (PROFESSIONAL & SPECIAL SERVICE) decreased by \$30,000: Cost have been reclassified to construction in progress.

Support & Care of Persons

(There are no changes in this object category from the previous fiscal year.)

Fixed Assets

5700 (CONSTRUCTION IN PROGRESS) increased by \$90,000: Cost for upgrade are being reclassified to a fixed asset.

FISCAL YEAR 2022-2023 REDUCTION IMPACTS TO BASE BUDGET

Not Applicable

FISCAL YEAR 2022-2023 STATE/FEDERAL FUNDING SUMMARY

Not Applicable

FISCAL YEAR 2022-2023 REGULATORY COMPLIANCE SUMMARY

Not Applicable

MAJOR POLICY CONSIDERATIONS BEING REQUESTED

Not Applicable

COUNTY OF INYO
BUD002A - BUDGET REQUESTS

RUNDATE: 06/30/2022 TODAY'S DATE: 09/02/2022

FOR FISCAL YEARS: 07/01/2020 - 06/30/23

	YTD ACTUALS 06/30/2021	BOARD APPROVED 06/30/2022	WORKING BUDGET 06/30/2022	YTD ACTUALS 06/30/2022	DEPT REQUESTED 06/30/2023	CAO RECOMM 06/30/2023	BOARD APPROVED 06/30/2023
BUDGET UNIT: 011806 IFAS UPGRADE							
FUND: 6999 COMPUTER SYSTEM FUND							
EXPENSES:							
5265 - PROFESSIONAL & SPECIAL SERVICE	\$0	\$40,000	\$0	\$0	\$10,000	\$10,000	\$0
SERVICES & SUPPLIES	\$0	\$40,000	\$0	\$0	\$10,000	\$10,000	\$0
5700 - CONSTRUCTION IN PROGRESS	\$0	\$0	\$69,029	\$16,170	\$90,000	\$90,000	\$0
FIXED ASSETS	\$0	\$0	\$69,029	\$16,170	\$90,000	\$90,000	\$0
TOTAL EXPENSES:	<u>\$0</u>	<u>\$40,000</u>	<u>\$69,029</u>	<u>\$16,170</u>	<u>\$100,000</u>	<u>\$100,000</u>	<u>\$0</u>
BUDGET UNIT: 011806 IFAS UPGRADE	\$0	(\$40,000)	(\$69,029)	(\$16,170)	(\$100,000)	(\$100,000)	\$0

INSURANCE, RETIREMENT, OASDI 011600

DEPARTMENTAL FUNCTIONS

Administered by the Personnel Department and the County Auditor, this budget is used by the County to reflect all fire, casualty, unemployment insurance, and administrative costs from CalPERS for retiree health insurance.

MAJOR ACCOMPLISHMENTS IN FISCAL YEAR 2021-2022

- Not Applicable

GOALS FOR FISCAL YEAR 2022-2023

- Not Applicable

DEPARTMENTAL BUDGET REQUEST FOR FISCAL YEAR 2022-2023

The Department's Fiscal Year 2022-2023 Requested Budget represents an overall increase of \$286,832 in expenditures, and an increase of \$70,139 in revenues, when compared to the Fiscal Year 2021-2022 Board Approved Budget. As a result, the Requested Net County Cost is increased by \$216,693.

Personnel Costs increased by \$266,832 compared to the Fiscal Year 2021-2022 Board Approved Budget, due to 8% increase in health insurance..

Revenues

4822 (INTRA COUNTY INSURANCE ADMIN) increased by \$70,139: Is due to the 8% increase in health insurance.

Personnel

The Department's Requested Budget represents no change in the number of fulltime equivalent (FTE) positions that are supported by this budget.

None.

Services & Supplies

5154 (UNEMPLOYMENT INSURANCE) decreased by \$10,000: Based on prior year actuals; **5158** (INSURANCE PREMIUM) increased by \$30,000: Increase cost of insurance.

Support & Care of Persons

(There are no changes in this object category from the previous fiscal year.)

Fixed Assets

(There are no changes in this object category from the previous fiscal year.)

FISCAL YEAR 2022-2023 REDUCTION IMPACTS TO BASE BUDGET

None.

FISCAL YEAR 2022-2023 STATE/FEDERAL FUNDING SUMMARY

None.

FISCAL YEAR 2022-2023 REGULATORY COMPLIANCE SUMMARY

None.

MAJOR POLICY CONSIDERATIONS BEING REQUESTED

None.

COUNTY OF INYO
BUD002A - BUDGET REQUESTS

RUNDATE: 06/30/2022 TODAY'S DATE: 09/02/2022

FOR FISCAL YEARS: 07/01/2020 - 06/30/23

	YTD ACTUALS 06/30/2021	BOARD APPROVED 06/30/2022	WORKING BUDGET 06/30/2022	YTD ACTUALS 06/30/2022	DEPT REQUESTED 06/30/2023	CAO RECOMM 06/30/2023	BOARD APPROVED 06/30/2023
BUDGET UNIT: 011600 INSURANCE, RETIREMENT, OASDI							
FUND: 0001 GENERAL FUND							
REVENUES:							
4822 - INTRA COUNTY INSURANCE ADMIN	\$1,264,573	\$1,423,434	\$1,423,434	\$1,322,191	\$1,493,573	\$1,493,573	\$0
CHARGES FOR CURRENT SERVICES	\$1,264,573	\$1,423,434	\$1,423,434	\$1,322,191	\$1,493,573	\$1,493,573	\$0
TOTAL REVENUES:	<u>\$1,264,573</u>	<u>\$1,423,434</u>	<u>\$1,423,434</u>	<u>\$1,322,191</u>	<u>\$1,493,573</u>	<u>\$1,493,573</u>	<u>\$0</u>
EXPENSES:							
5025 - RETIREE HEALTH BENEFITS	\$2,815,067	\$3,129,923	\$3,129,923	\$2,967,531	\$3,396,755	\$3,396,755	\$0
SALARIES & BENEFITS	\$2,815,067	\$3,129,923	\$3,129,923	\$2,967,531	\$3,396,755	\$3,396,755	\$0
5154 - UNEMPLOYMENT INSURANCE	\$19,814	\$35,000	\$40,000	\$38,747	\$25,000	\$25,000	\$0
5156 - INSURANCE CLAIMS	\$0	\$5,000	\$0	\$0	\$5,000	\$5,000	\$0
5158 - INSURANCE PREMIUM	\$125,541	\$160,000	\$160,000	\$159,857	\$190,000	\$190,000	\$0
5311 - GENERAL OPERATING EXPENSE	\$19,441	\$22,000	\$22,000	\$20,972	\$22,000	\$22,000	\$0
SERVICES & SUPPLIES	\$164,797	\$222,000	\$222,000	\$219,576	\$242,000	\$242,000	\$0
TOTAL EXPENSES:	<u>\$2,979,865</u>	<u>\$3,351,923</u>	<u>\$3,351,923</u>	<u>\$3,187,108</u>	<u>\$3,638,755</u>	<u>\$3,638,755</u>	<u>\$0</u>
BUDGET UNIT: 011600 INSURANCE, RETIREMENT, OASDI	(\$1,715,291)	(\$1,928,489)	(\$1,928,489)	(\$1,864,917)	(\$2,145,182)	(\$2,145,182)	\$0

COUNTY OF INYO

BUD002A - BUDGET REQUESTS

RUNDATE: 06/30/2022 TODAY'S DATE: 09/02/2022

FOR FISCAL YEARS: 07/01/2020 - 06/30/23

	YTD ACTUALS 06/30/2021	BOARD APPROVED 06/30/2022	WORKING BUDGET 06/30/2022	YTD ACTUALS 06/30/2022	DEPT REQUESTED 06/30/2023	CAO RECOMM 06/30/2023	BOARD APPROVED 06/30/2023
BUDGET UNIT: 500458 PILT TRUST							
FUND: 5446 PILT TRUST							
REVENUES:							
4541 - FEDERAL IN LIEU TAXES	\$1,992,678	\$0	\$0	\$2,038,598	\$0	\$0	\$0
AID FROM OTHER GOVT AGENCIES	\$1,992,678	\$0	\$0	\$2,038,598	\$0	\$0	\$0
TOTAL REVENUES:	<u>\$1,992,678</u>	<u>\$0</u>	<u>\$0</u>	<u>\$2,038,598</u>	<u>\$0</u>	<u>\$0</u>	<u>\$0</u>
EXPENSES:							
5801 - OPERATING TRANSFERS OUT	\$1,961,586	\$1,992,678	\$1,992,678	\$1,992,678	\$0	\$2,038,598	\$0
OTHER FINANCING USES	\$1,961,586	\$1,992,678	\$1,992,678	\$1,992,678	\$0	\$2,038,598	\$0
TOTAL EXPENSES:	<u>\$1,961,586</u>	<u>\$1,992,678</u>	<u>\$1,992,678</u>	<u>\$1,992,678</u>	<u>\$0</u>	<u>\$2,038,598</u>	<u>\$0</u>
BUDGET UNIT: 500458 PILT TRUST	\$31,092	(\$1,992,678)	(\$1,992,678)	\$45,920	\$0	(\$2,038,598)	\$0

CAO - GENERAL

010200

DEPARTMENTAL FUNCTIONS

The primary role of the Office of the County Administrator is to work with the Board of Supervisors and department heads to provide the highest level of service to the people of Inyo County. The Office is responsible for ensuring the policies of, and directions from, the Board of Supervisors are implemented and make policy recommendations to the Board when appropriate. The Office of the County Administrator, in conjunction with the Office of the Auditor-Controller, prepares and presents the annual County Budget, and manages and oversees the budget during the Fiscal Year. In addition, the Office encompasses the following divisions: Clerk of the Board, County Library, Economic Development, Emergency Services, Eastern California Museum, Information Services, Motor Pool, Parks and Recreation, Personnel, Public Defender, Purchasing, Risk Management, and Recycling and Waste Management. The Office also provides fiscal and administrative support to the Coroner's Office. Other functions of the County Administrator's Office are to:

- o Plan, monitor, and oversee County operations, ensuring that Board policies are carried out in the most cost-effective manner.
- o Formulate short- and long-range plans and budgets.
- o Review, monitor, and recommend County structure, programs, services, and budgets.
- o Recommend, interpret, and carry out and enforce Board policies.
- o Supervise the administration of all department heads and units of government over which the Board of Supervisors has responsibility.
- o Prepare and coordinate Board agendas.
- o Review legislation for potential impacts to the County and prepare appropriate recommendations.
- o Represent the Board in the County's intergovernmental relations.

MAJOR ACCOMPLISHMENTS IN FISCAL YEAR 2021-2022

- Prepared, presented for approval, and administered the Fiscal Year 2021-2022 County Budget, including the Mid-Year and Third Quarter Financial Reviews.
- Entered into lease negotiations for and opened the Eastern Sierra Business Resource Center in Bishop.
- Presented for approval a much-needed County of Inyo Board of Supervisors Rules of Procedure document with the help of the Assistant Clerk of the Board and County Counsel
- Overhauled and simplified the Purchasing Policy with the help of the Auditor-Controller, Sr. Budget Analyst, and Deputy County Counsel.
- Managed the Unified Command for the COVID-19 Pandemic, and led the effort to safely transition the Board of Supervisors back to in-person meetings.

GOALS FOR FISCAL YEAR 2022-2023

- Prepare and present for approval the Fiscal Year 2022-2023 Budget.
- Help create a smooth transition to a new CAO in advance of the current CAO's retirement.
- Continue to provide guidance to the two Assistant CAOs appointed in FY 2021-22, as well as the new Deputy Personnel Director and Emergency Services Manager.
- Encourage an atmosphere of cooperation, dedication, compassion, and dutifulness among the workforce.

DEPARTMENTAL BUDGET REQUEST FOR FISCAL YEAR 2022-2023

The Department's Fiscal Year 2022-2023 Requested Budget represents an overall increase of \$44,118 in expenditures, and an increase of \$0 in revenues, when compared to the Fiscal Year 2021-2022 Board Approved Budget. As a result, the Requested Net County Cost is increased by \$44,118.

Health and insurance costs have risen significantly. These costs were somewhat offset by moving half a position out of this budget.

Personnel Costs decreased by \$28,288 compared to the Fiscal Year 2021-2022 Board Approved Budget, due to the hiring of an additional CAO Assistant, which was left vacant or partially budgeted in previous fiscal years.

Revenues

(There are no changes in this object category from the previous fiscal year.)

Personnel

The Department's Requested Budget represents a decrease in the number of fulltime equivalent (FTE) positions that are supported by this budget.

Five percent of the Senior Management Analyst was moved into the VSO Budget to cover administrative functions related to that budget.

Services & Supplies

5265 (PROFESSIONAL & SPECIAL SERVICE) increased by \$45,501: based on actual need, and estimated costs for consultants in FY 22-23; **5331** (TRAVEL EXPENSE) increased by \$5,000: A new CAO will be coming on Board this fall, and may desire to attend continuing education courses and/or various executive officer conferences.

Support & Care of Persons

(There are no changes in this object category from the previous fiscal year.)

Fixed Assets

(There are no changes in this object category from the previous fiscal year.)

FISCAL YEAR 2022-2023 REDUCTION IMPACTS TO BASE BUDGET

N/A

FISCAL YEAR 2022-2023 STATE/FEDERAL FUNDING SUMMARY

N/A

FISCAL YEAR 2022-2023 REGULATORY COMPLIANCE SUMMARY

N/A

MAJOR POLICY CONSIDERATIONS BEING REQUESTED

N/A

COUNTY OF INYO
BUD002A - BUDGET REQUESTS

RUNDATE: 06/30/2022 TODAY'S DATE: 09/02/2022

FOR FISCAL YEARS: 07/01/2020 - 06/30/23

	YTD ACTUALS 06/30/2021	BOARD APPROVED 06/30/2022	WORKING BUDGET 06/30/2022	YTD ACTUALS 06/30/2022	DEPT REQUESTED 06/30/2023	CAO RECOMM 06/30/2023	BOARD APPROVED 06/30/2023
BUDGET UNIT: 010200 CAO - GENERAL							
FUND: 0001 GENERAL FUND							
REVENUES:							
TOTAL REVENUES:	\$0	\$0	\$0	\$0	\$0	\$0	\$0
EXPENSES:							
5001 - SALARIED EMPLOYEES	\$432,285	\$564,402	\$564,402	\$528,783	\$558,091	\$558,091	\$0
5003 - OVERTIME	\$179	\$1,500	\$1,500	\$592	\$1,500	\$1,500	\$0
5004 - STANDBY TIME	\$150	\$0	\$0	\$0	\$0	\$0	\$0
5021 - RETIREMENT & SOCIAL SECURITY	\$30,439	\$44,478	\$44,478	\$42,430	\$39,965	\$39,965	\$0
5022 - PERS RETIREMENT	\$74,276	\$93,121	\$93,121	\$86,775	\$93,712	\$93,712	\$0
5024 - RETIREMENT-UNFUNDED LIAB	\$58,061	\$59,292	\$59,292	\$59,292	\$66,874	\$66,874	\$0
5031 - MEDICAL INSURANCE	\$21,037	\$36,393	\$36,393	\$35,073	\$41,047	\$41,047	\$0
5032 - DISABILITY INSURANCE	\$4,060	\$6,719	\$6,719	\$5,938	\$5,544	\$5,544	\$0
5043 - OTHER BENEFITS	\$16,414	\$45,000	\$45,000	\$39,237	\$15,884	\$40,884	\$0
SALARIES & BENEFITS	\$636,903	\$850,905	\$850,905	\$798,123	\$822,617	\$847,617	\$0
5122 - CELL PHONES	\$757	\$1,020	\$1,020	\$946	\$1,020	\$1,020	\$0
5232 - OFFICE & OTHER EQUIP < \$5,000	\$2,967	\$5,000	\$5,000	\$1,160	\$5,000	\$5,000	\$0
5263 - ADVERTISING	\$63	\$300	\$300	\$2,356	\$300	\$300	\$0
5265 - PROFESSIONAL & SPECIAL SERVICE	\$9,985	\$25,299	\$92,299	\$15,248	\$70,800	\$70,800	\$0
5291 - OFFICE, SPACE & SITE RENTAL	\$0	\$500	\$500	\$400	\$500	\$500	\$0
5311 - GENERAL OPERATING EXPENSE	\$8,141	\$14,000	\$13,354	\$12,075	\$14,000	\$14,000	\$0
5331 - TRAVEL EXPENSE	\$130	\$7,000	\$7,000	\$2,515	\$12,000	\$12,000	\$0
5351 - UTILITIES	\$289	\$750	\$750	\$0	\$750	\$750	\$0
SERVICES & SUPPLIES	\$22,334	\$53,869	\$120,223	\$34,702	\$104,370	\$104,370	\$0
5123 - TECH REFRESH EXPENSE	\$4,405	\$2,228	\$2,228	\$2,228	\$6,602	\$6,602	\$0
5127 - MOBILE DEVICE MANAGEMENT-INTER	\$7	\$18	\$18	\$15	\$7	\$7	\$0
5128 - INTERNAL SHREDDING CHARGES	\$447	\$447	\$493	\$493	\$540	\$540	\$0
5129 - INTERNAL COPY CHARGES (NON-IS)	\$29	\$2,800	\$2,800	\$918	\$1,000	\$1,000	\$0
5152 - WORKERS COMPENSATION	\$9,763	\$6,974	\$6,974	\$6,974	\$10,134	\$10,134	\$0
5155 - PUBLIC LIABILITY INSURANCE	\$5,419	\$10,853	\$10,853	\$10,853	\$16,142	\$16,142	\$0
5333 - MOTOR POOL	\$8,668	\$12,000	\$15,600	\$17,616	\$22,800	\$22,800	\$0

COUNTY OF INYO

BUD002A - BUDGET REQUESTS

RUNDATE: 06/30/2022 TODAY'S DATE: 09/02/2022

FOR FISCAL YEARS: 07/01/2020 - 06/30/23

	YTD ACTUALS 06/30/2021	BOARD APPROVED 06/30/2022	WORKING BUDGET 06/30/2022	YTD ACTUALS 06/30/2022	DEPT REQUESTED 06/30/2023	CAO RECOMM 06/30/2023	BOARD APPROVED 06/30/2023
INTERNAL CHARGES	\$28,739	\$35,320	\$38,966	\$39,098	\$57,225	\$57,225	\$0
TOTAL EXPENSES:	\$687,977	\$940,094	\$1,010,094	\$871,923	\$984,212	\$1,009,212	\$0
BUDGET UNIT: 010200 CAO - GENERAL	(\$687,977)	(\$940,094)	(\$1,010,094)	(\$871,923)	(\$984,212)	(\$1,009,212)	\$0

ABATEMENT 010403

DEPARTMENTAL FUNCTIONS

This budget was reinstated during the Third Quarter Financial Review in Fiscal Year 2020-2021. This budget will facilitate any expenditures that occur due to abatement issues within Inyo County.

MAJOR ACCOMPLISHMENTS IN FISCAL YEAR 2021-2022

- Not Applicable

GOALS FOR FISCAL YEAR 2022-2023

- Not Applicable

DEPARTMENTAL BUDGET REQUEST FOR FISCAL YEAR 2022-2023

The Department's Fiscal Year 2022-2023 Requested Budget represents an overall increase of \$0 in expenditures, and a decrease of \$30,000 in revenues, when compared to the Fiscal Year 2021-2022 Board Approved Budget. As a result, the Requested Net County Cost is increased by \$30,000.

Personnel Costs did not change compared to the Fiscal Year 2021-2022 Board Approved Budget.

Revenues

4998 (OPERATING TRANSFERS IN) decreased by \$30,000: Operating transfers are determined by the Budget Team.

Personnel

The Department's Requested Budget represents no change in the number of fulltime equivalent (FTE) positions that are supported by this budget.

The administrative costs associated with Abatement are facilitated by the Code Enforcement personnel which are absorbed within the CAO - General budget.

Services & Supplies

(There are no changes in this object category from the previous fiscal year.)

Support & Care of Persons

(There are no changes in this object category from the previous fiscal year.)

Fixed Assets

(There are no changes in this object category from the previous fiscal year.)

FISCAL YEAR 2022-2023 REDUCTION IMPACTS TO BASE BUDGET

Not Applicable

FISCAL YEAR 2022-2023 STATE/FEDERAL FUNDING SUMMARY

Not Applicable

FISCAL YEAR 2022-2023 REGULATORY COMPLIANCE SUMMARY

Not Applicable

MAJOR POLICY CONSIDERATIONS BEING REQUESTED

Not Applicable

COUNTY OF INYO

BUD002A - BUDGET REQUESTS

RUNDATE: 06/30/2022 TODAY'S DATE: 09/02/2022

FOR FISCAL YEARS: 07/01/2020 - 06/30/23

	YTD ACTUALS 06/30/2021	BOARD APPROVED 06/30/2022	WORKING BUDGET 06/30/2022	YTD ACTUALS 06/30/2022	DEPT REQUESTED 06/30/2023	CAO RECOMM 06/30/2023	BOARD APPROVED 06/30/2023
BUDGET UNIT: 010403 ABATEMENT							
FUND: 0002 ABATEMENT							
REVENUES:							
4998 - OPERATING TRANSFERS IN	\$30,000	\$30,000	\$30,000	\$0	\$0	\$30,000	\$0
OTHER FINANCING SOURCES	\$30,000	\$30,000	\$30,000	\$0	\$0	\$30,000	\$0
TOTAL REVENUES:	<u>\$30,000</u>	<u>\$30,000</u>	<u>\$30,000</u>	<u>\$0</u>	<u>\$0</u>	<u>\$30,000</u>	<u>\$0</u>
EXPENSES:							
5265 - PROFESSIONAL & SPECIAL SERVICE	\$0	\$30,000	\$30,000	\$0	\$30,000	\$30,000	\$0
SERVICES & SUPPLIES	\$0	\$30,000	\$30,000	\$0	\$30,000	\$30,000	\$0
TOTAL EXPENSES:	<u>\$0</u>	<u>\$30,000</u>	<u>\$30,000</u>	<u>\$0</u>	<u>\$30,000</u>	<u>\$30,000</u>	<u>\$0</u>
BUDGET UNIT: 010403 ABATEMENT	\$30,000	\$0	\$0	\$0	(\$30,000)	\$0	\$0

CAO - ACO 010201

DEPARTMENTAL FUNCTIONS

The CAO - Accumulated Capital Outlay budget is managed by the County Administrator to budget expenditures and revenues for certain acquisition and improvement projects. The budget is used to provide funding necessary for a variety of capital projects for existing and new County facilities, including providing matching funds for projects being funded with airport improvement grants in Lone Pine and Bishop.

MAJOR ACCOMPLISHMENTS IN FISCAL YEAR 2021-2022

- Provide grant match for airport improvement grants.

GOALS FOR FISCAL YEAR 2022-2023

[TODO]

DEPARTMENTAL BUDGET REQUEST FOR FISCAL YEAR 2022-2023

The Department's Fiscal Year 2022-2023 Requested Budget represents an overall decrease of \$1,016,777 in expenditures, and a decrease of \$1,159,293 in revenues, when compared to the Fiscal Year 2021-2022 Board Approved Budget. As a result, the Requested Net County Cost is increased by \$142,516.

Personnel Costs did not change compared to the Fiscal Year 2021-2022 Board Approved Budget.

Revenues

4998 (OPERATING TRANSFERS IN) decreased by \$1,159,293: these are determined by the Budget Team.

Personnel

The Department's Requested Budget represents no change in the number of fulltime equivalent (FTE) positions that are supported by this budget.

There are no personnel in this budget.

Services & Supplies

5265 (PROFESSIONAL & SPECIAL SERVICE) decreased by \$200,000: based on anticipated needs.

Support & Care of Persons

(There are no changes in this object category from the previous fiscal year.)

Fixed Assets

(There are no changes in this object category from the previous fiscal year.)

FISCAL YEAR 2022-2023 REDUCTION IMPACTS TO BASE BUDGET

Not Applicable

FISCAL YEAR 2022-2023 STATE/FEDERAL FUNDING SUMMARY

Not Applicable

FISCAL YEAR 2022-2023 REGULATORY COMPLIANCE SUMMARY

Not Applicable

MAJOR POLICY CONSIDERATIONS BEING REQUESTED

Not Applicable

COUNTY OF INYO
BUD002A - BUDGET REQUESTS

RUNDATE: 06/30/2022 TODAY'S DATE: 09/02/2022

FOR FISCAL YEARS: 07/01/2020 - 06/30/23

	YTD ACTUALS 06/30/2021	BOARD APPROVED 06/30/2022	WORKING BUDGET 06/30/2022	YTD ACTUALS 06/30/2022	DEPT REQUESTED 06/30/2023	CAO RECOMM 06/30/2023	BOARD APPROVED 06/30/2023
BUDGET UNIT: 010201 CAO - ACO							
FUND: 0003 ACCUMULATIVE CAPITAL OUTLAY							
REVENUES:							
4599 - OTHER AGENCIES	\$0	\$0	\$140,000	\$169,666	\$0	\$0	\$0
AID FROM OTHER GOVT AGENCIES	\$0	\$0	\$140,000	\$169,666	\$0	\$0	\$0
4825 - OTHER CURRENT CHARGES	\$51,351	\$51,351	\$51,351	\$51,351	\$51,351	\$51,351	\$0
CHARGES FOR CURRENT SERVICES	\$51,351	\$51,351	\$51,351	\$51,351	\$51,351	\$51,351	\$0
4998 - OPERATING TRANSFERS IN	\$1,135,915	\$1,159,293	\$1,494,917	\$0	\$0	\$412,968	\$0
OTHER FINANCING SOURCES	\$1,135,915	\$1,159,293	\$1,494,917	\$0	\$0	\$412,968	\$0
TOTAL REVENUES:	<u>\$1,187,266</u>	<u>\$1,210,644</u>	<u>\$1,686,268</u>	<u>\$221,017</u>	<u>\$51,351</u>	<u>\$464,319</u>	<u>\$0</u>
EXPENSES:							
5265 - PROFESSIONAL & SPECIAL SERVICE	\$62,977	\$200,000	\$230,392	\$80,094	\$0	\$0	\$0
SERVICES & SUPPLIES	\$62,977	\$200,000	\$230,392	\$80,094	\$0	\$0	\$0
5124 - EXTERNAL CHARGES	\$0	\$0	\$140,000	\$11,652	\$0	\$0	\$0
INTERNAL CHARGES	\$0	\$0	\$140,000	\$11,652	\$0	\$0	\$0
5640 - STRUCTURES & IMPROVEMENTS	\$192,961	\$0	\$265,095	\$261,255	\$0	\$0	\$0
FIXED ASSETS	\$192,961	\$0	\$265,095	\$261,255	\$0	\$0	\$0
5801 - OPERATING TRANSFERS OUT	\$163,813	\$816,777	\$1,194,230	\$250,000	\$0	\$41,552	\$0
OTHER FINANCING USES	\$163,813	\$816,777	\$1,194,230	\$250,000	\$0	\$41,552	\$0
5902 - CONTINGENCIES - PY ENCUMBRANCE	\$0	\$0	\$21,229	\$0	\$0	\$0	\$0
RESERVES	\$0	\$0	\$21,229	\$0	\$0	\$0	\$0
TOTAL EXPENSES:	<u>\$419,751</u>	<u>\$1,016,777</u>	<u>\$1,850,946</u>	<u>\$603,002</u>	<u>\$0</u>	<u>\$41,552</u>	<u>\$0</u>
BUDGET UNIT: 010201 CAO - ACO	\$767,514	\$193,867	(\$164,678)	(\$381,985)	\$51,351	\$422,767	\$0

ADVERTISING COUNTY RESOURCES

011400

DEPARTMENTAL FUNCTIONS

In recognition of the contribution that tourism makes to the local economy, and the valuable role that the county's natural, cultural and social resources play in the quality of a visitor's experience (as well as the quality of residents' lives) this budget funds programs that support the local tourism industry, including:

--The Community Project Sponsorship Program. This program allows the county to co-sponsor, with a financial contribution, specific events or projects undertaken by non-profit organizations in Inyo County communities.

--The Inyo County Film Commissioner. The Film Commissioner actively markets the county as a destination for commercial filming and still photography and serves as a liaison for location scouts and production crews.

--Tourism Marketing. The county places advertising in various publications and also runs Online/Internet ad campaigns targeting specific regions and types of visitors. The county also maintains an active social media presence on Facebook and Instagram. All of the advertising and promotional efforts actively market Inyo County as a tourist destination to potential visitors from California, the West, the nation and the world.

--Public Relations. The county's public relations program facilitates increased coverage in all forms of media (print, broadcast, online and social media) of the county's unique, interesting and alluring attractions. In addition, the County allocates a portion of the Advertising budget specifically for social media marketing of outdoor and recreation-related "adventures" using Facebook, Instagram and other platforms.

---Regional Collaboration. This budget provides funding for collaborative regional projects, and ensures that money is available when opportunities arise to increase cooperation and leverage marketing efforts with regional agencies.

---The Inter-Agency Visitors Center in Lone Pine. The visitors' center provides information about Inyo County and surrounding public lands in the Eastern Sierra and Death Valley to about 90,000 visitors a year.

---The County's Support of the California High School Rodeo Finals. The CHSRA State Finals in Bishop brings more than 300 of the state's top rodeo athletes and their families to the Tri-County Fairgrounds for five days of competition. This event provides a direct, positive economic impact for Bishop and the rest of the county.

MAJOR ACCOMPLISHMENTS IN FISCAL YEAR 2021-2022

- Awarded a total of \$30,000 to support local fishing derbies, including the relatively new Eastern Sierra Bass Fishing Tournament.
- Cooperated with the Bishop Chamber of Commerce to promote tourism through national online and print ads.
- Approved more than \$132,000 for line-item grant recipients and projects, such as the Tri-County Fairgrounds, Wild Wild West Marathon, and Laws Museum Benefit Concert.
- Provided \$34,000 in funding to competitive grant applicants for new events and programs; all seven applicants received funding.

GOALS FOR FISCAL YEAR 2022-2023

- Work with local non-profit groups eligible for the three types of Community Project Sponsorship Program Grants; Fishing Derbies; Non-Competitive Grants; and Competitive Grants, the latter involving informing local nonprofits of the availability of grant funds, helping nonprofits complete a CPSP application, convening a Grant Review Panel to score the grants, managing contracts and payments for successful grant applicants.

- Facilitate submissions by local photographers and businesses to the California Fall Colors website, and provide Inyo County content for the site. Respond to all media inquiries about Inyo County and provide information to the Visit California website and PR programs. Update the county's Facebook and Instagram pages with photos, event notices and other information about Inyo County.
- Work with the Lone Pine Chamber of Commerce to provide photos and text for online Inyo County and Death Valley Visitor Guides that will be housed on the county's theothersideofcalifornia marketing webpage. The chamber received CPSP grant funding in past years for printed Inyo County and Death Valley Visitor Guides and received approval to use that funding in 2022 to create online visitor guides and other enhancements to the county marketing webpage.
- Develop and distribute a Request for Proposals for Film Commissioner services, and award a new contract no later than October.

DEPARTMENTAL BUDGET REQUEST FOR FISCAL YEAR 2022-2023

The Department's Fiscal Year 2022-2023 Requested Budget represents an overall increase of \$25,400 in expenditures, and an increase of \$0 in revenues, when compared to the Fiscal Year 2021-2022 Board Approved Budget. As a result, the Requested Net County Cost is increased by \$25,400.

Additional funding was added to accommodate a new Film Commissioner contract.

Personnel Costs did not change compared to the Fiscal Year 2021-2022 Board Approved Budget.

Revenues

(There are no changes in this object category from the previous fiscal year.)

Personnel

The Department's Requested Budget represents no change in the number of fulltime equivalent (FTE) positions that are supported by this budget.

This budget is overseen by personnel from the County Administrator's Office.

Services & Supplies

5263 (ADVERTISING) decreased by \$40,000: Moved this to allocation to professional services; **5265** (PROFESSIONAL & SPECIAL SERVICE) increased by \$40,000: From advertising for a marketing contract.

Support & Care of Persons

(There are no changes in this object category from the previous fiscal year.)

Fixed Assets

(There are no changes in this object category from the previous fiscal year.)

FISCAL YEAR 2022-2023 REDUCTION IMPACTS TO BASE BUDGET

Not applicable

FISCAL YEAR 2022-2023 STATE/FEDERAL FUNDING SUMMARY

Not applicable

FISCAL YEAR 2022-2023 REGULATORY COMPLIANCE SUMMARY

Not applicable

MAJOR POLICY CONSIDERATIONS BEING REQUESTED

Not applicable

COUNTY OF INYO
BUD002A - BUDGET REQUESTS

RUNDATE: 06/30/2022 TODAY'S DATE: 09/02/2022

FOR FISCAL YEARS: 07/01/2020 - 06/30/23

	YTD ACTUALS 06/30/2021	BOARD APPROVED 06/30/2022	WORKING BUDGET 06/30/2022	YTD ACTUALS 06/30/2022	DEPT REQUESTED 06/30/2023	CAO RECOMM 06/30/2023	BOARD APPROVED 06/30/2023
5592 - MULE DAYS	\$0	\$0	\$0	\$0	\$7,000	\$7,000	\$0
5593 - EASTERN SIERRA BASS FISHING	\$0	\$0	\$0	\$0	\$7,500	\$7,500	\$0
OTHER CHARGES	\$62,576	\$189,100	\$236,851	\$179,997	\$214,600	\$205,700	\$0
TOTAL EXPENSES:	\$79,008	\$246,600	\$307,633	\$214,850	\$272,000	\$277,000	\$0
BUDGET UNIT: 011400 ADVERTISING COUNTY RESOURCES	(\$79,008)	(\$246,600)	(\$307,633)	(\$214,850)	(\$272,000)	(\$277,000)	\$0

AMERICAN RESCUE PLAN ACT-2021

650200

DEPARTMENTAL FUNCTIONS

American Rescue Plan Act (ARPA), also known as the COVID-19 Stimulus Package, was enacted on March 11, 2021 to provide relief to state, local, and Tribal governments across the country to support their response to and recovery from the public health emergency. Inyo County has received \$3,503,864 that is considered revenue replacement. The funds were deposited into this budget unit fund with \$0 expended to date. While these revenue replacement funds have a lot of flexibility as to how they are used, your Board directed staff to set the money aside for specific purposes with an emphasis on using it for grant match funds for countywide broadband service, housing, water systems infrastructure, the Small Business Resource Center, sustainable recreation (parks and campgrounds), airports, and revenue loss (if needed).

MAJOR ACCOMPLISHMENTS IN FISCAL YEAR 2021-2022

- The funds were received and deposited into the American Rescue Act budget fund.

GOALS FOR FISCAL YEAR 2022-2023

- Assist in improvements, broadband, tech equipment, and furniture and fixtures where grant funds fall short.
- Provide grant matches where successful applications for the Board's priority projects are successful (budget will be amended when grant funds are secured)
- Housing development project initiation

DEPARTMENTAL BUDGET REQUEST FOR FISCAL YEAR 2022-2023

The Department's Fiscal Year 2022-2023 Requested Budget represents an overall decrease of \$1,001,932 in expenditures, and a decrease of \$1,751,932 in revenues, when compared to the Fiscal Year 2021-2022 Board Approved Budget. As a result, the Requested Net County Cost is increased by \$750,000.

In the prior year, the full amount received was budgeted in both revenue and expenditures. For 2022-2023, staff is recommending budgeted expenditures are anticipated to be for housing, broadband and the Small Business Resource Center, but could change based on grants and the Board's project priorities.

Personnel Costs did not change compared to the Fiscal Year 2021-2022 Board Approved Budget.

Revenues

4552 (FEDERAL OTHER) decreased by \$1,751,932: ARAP funds were received in the prior year and are available in fund balance.

Personnel

The Department's Requested Budget represents no change in the number of fulltime equivalent (FTE) positions that are supported by this budget.

No Personnel in this budget

Services & Supplies

5232 (OFFICE & OTHER EQUIP < \$5,000) increased by \$225,000: This is estimated funds for SBRC and housing; **5265** (PROFESSIONAL & SPECIAL SERVICE) increased by \$100,000: This is an estimate for broadband grant match.

Support & Care of Persons

(There are no changes in this object category from the previous fiscal year.)

Fixed Assets

5700 (CONSTRUCTION IN PROGRESS) decreased by \$1,326,932: Last year, all funds were budgeted. This year only projected broadband and housing is included.

FISCAL YEAR 2022-2023 REDUCTION IMPACTS TO BASE BUDGET

Funds have already been received, so there are no anticipated impacts.

FISCAL YEAR 2022-2023 STATE/FEDERAL FUNDING SUMMARY

ARPA funds are Federal and there is no risk or stability issues since the funds have already been received.

FISCAL YEAR 2022-2023 REGULATORY COMPLIANCE SUMMARY

All regulatory and reporting requirements have been met for these funds.

MAJOR POLICY CONSIDERATIONS BEING REQUESTED

Policy regarding these funds was established by the Board of Supervisors last fiscal year with no changes since then. However, the Board could provide different policy direction at any Board meeting.

COUNTY OF INYO
BUD002A - BUDGET REQUESTS

RUNDATE: 06/30/2022 TODAY'S DATE: 09/02/2022

FOR FISCAL YEARS: 07/01/2020 - 06/30/23

	YTD ACTUALS 06/30/2021	BOARD APPROVED 06/30/2022	WORKING BUDGET 06/30/2022	YTD ACTUALS 06/30/2022	DEPT REQUESTED 06/30/2023	CAO RECOMM 06/30/2023	BOARD APPROVED 06/30/2023
BUDGET UNIT: 650200 AMERICAN RESCUE PLAN ACT-2021							
FUND: 6533 AMERICAN RESCUE PLAN ACT-2021							
REVENUES:							
4301 - INTEREST FROM TREASURY	\$1,197	\$0	\$0	\$5,642	\$0	\$0	\$0
REV USE OF MONEY & PROPERTY	\$1,197	\$0	\$0	\$5,642	\$0	\$0	\$0
4552 - FEDERAL OTHER	\$1,751,932	\$1,751,932	\$1,751,932	\$1,751,932	\$0	\$0	\$0
AID FROM OTHER GOVT AGENCIES	\$1,751,932	\$1,751,932	\$1,751,932	\$1,751,932	\$0	\$0	\$0
TOTAL REVENUES:	<u>\$1,753,129</u>	<u>\$1,751,932</u>	<u>\$1,751,932</u>	<u>\$1,757,574</u>	<u>\$0</u>	<u>\$0</u>	<u>\$0</u>
EXPENSES:							
5232 - OFFICE & OTHER EQUIP < \$5,000	\$0	\$25,000	\$25,000	\$0	\$250,000	\$250,000	\$0
5265 - PROFESSIONAL & SPECIAL SERVICE	\$0	\$400,000	\$400,000	\$0	\$500,000	\$500,000	\$0
SERVICES & SUPPLIES	\$0	\$425,000	\$425,000	\$0	\$750,000	\$750,000	\$0
5700 - CONSTRUCTION IN PROGRESS	\$0	\$1,326,932	\$1,326,932	\$0	\$0	\$0	\$0
FIXED ASSETS	\$0	\$1,326,932	\$1,326,932	\$0	\$0	\$0	\$0
5801 - OPERATING TRANSFERS OUT	\$0	\$0	\$0	\$0	\$0	\$150,000	\$0
OTHER FINANCING USES	\$0	\$0	\$0	\$0	\$0	\$150,000	\$0
TOTAL EXPENSES:	<u>\$0</u>	<u>\$1,751,932</u>	<u>\$1,751,932</u>	<u>\$0</u>	<u>\$750,000</u>	<u>\$900,000</u>	<u>\$0</u>
BUDGET UNIT: 650200 AMERICAN RESCUE PLAN ACT-2021	\$1,753,129	\$0	\$0	\$1,757,574	(\$750,000)	(\$900,000)	\$0

COUNTY OF INYO

BUD002A - BUDGET REQUESTS

RUNDATE: 06/30/2022 TODAY'S DATE: 09/02/2022

FOR FISCAL YEARS: 07/01/2020 - 06/30/23

	YTD ACTUALS 06/30/2021	BOARD APPROVED 06/30/2022	WORKING BUDGET 06/30/2022	YTD ACTUALS 06/30/2022	DEPT REQUESTED 06/30/2023	CAO RECOMM 06/30/2023	BOARD APPROVED 06/30/2023
BUDGET UNIT: 699900 COMPUTER SYSTEMS FUND							
FUND: 6999 COMPUTER SYSTEM FUND							
REVENUES:							
4998 - OPERATING TRANSFERS IN	\$300,000	\$0	\$200,000	\$0	\$0	\$300,000	\$0
OTHER FINANCING SOURCES	\$300,000	\$0	\$200,000	\$0	\$0	\$300,000	\$0
TOTAL REVENUES:	<u>\$300,000</u>	<u>\$0</u>	<u>\$200,000</u>	<u>\$0</u>	<u>\$0</u>	<u>\$300,000</u>	<u>\$0</u>
EXPENSES:							
5801 - OPERATING TRANSFERS OUT	\$0	\$0	\$0	\$0	\$0	\$200,000	\$0
OTHER FINANCING USES	\$0	\$0	\$0	\$0	\$0	\$200,000	\$0
TOTAL EXPENSES:	<u>\$0</u>	<u>\$0</u>	<u>\$0</u>	<u>\$0</u>	<u>\$0</u>	<u>\$200,000</u>	<u>\$0</u>
BUDGET UNIT: 699900 COMPUTER SYSTEMS FUND	\$300,000	\$0	\$200,000	\$0	\$0	\$100,000	\$0

COMPUTER UPGRADE

011808

DEPARTMENTAL FUNCTIONS

The Computer Upgrade (Technology Refresh) budget provides for the scheduled replacement and repair of County-owned computers, the core software and peripherals associated with those computers, and the scheduled replacement, repair and expansion of networking and server infrastructure.

MAJOR ACCOMPLISHMENTS IN FISCAL YEAR 2021-2022

- Purchased, configured and deployed the hyperconverged virtual server environment equipment for the Server Consolidation and Virtualization project.
- Purchased, configured and deployed new network security firewalls to replace the existing firewalls that have reached end of life, providing improved network security and network functionality to County buildings not directly connected to the County network via dark fiber.
- Deployed the remotely managed Wi-Fi access points to the fiber-connected County buildings to support a more mobile workforce, and to provide access to online County services from within County buildings.
- Completed the deployment of approximately 25% of the computer inventory, most of which are laptop computers to support a mobile workforce and to enhance meeting collaboration.

GOALS FOR FISCAL YEAR 2022-2023

- Complete the migration of several applications that currently run on 9-year-old hardware to the new hyperconverged virtual server environment, reducing the amount of electricity used and heat generated in the datacenter, and providing a more robust and resilient computing infrastructure for locally hosted applications.
- Purchase and configure a network security intrusion prevention system to not only detect malicious network activity, but to prevent it from causing damage.
- Purchase and install two large battery backup systems in the second equipment rack in the Clint Quilter Consolidated Office Building in Bishop.
- Deploy remotely managed Wi-Fi access points to County offices that are not directly connected to the County's fiber-optic network.
- Purchase, configure and deploy new Tech Refresh computers to replace the oldest generation of computers, approximately 25% of the computer inventory.

DEPARTMENTAL BUDGET REQUEST FOR FISCAL YEAR 2022-2023

The Department's Fiscal Year 2022-2023 Requested Budget represents an overall decrease of \$173,330 in expenditures, and an increase of \$19,818 in revenues, when compared to the Fiscal Year 2021-2022 Board Approved Budget. As a result, the Requested Net County Cost is decreased by \$193,148.

Personnel Costs did not change compared to the Fiscal Year 2021-2022 Board Approved Budget.

Revenues

4823 (TECH REFRESH REVENUE) increased by \$19,818: Tech refresh revenue allocation is determined by inventory analysis and fluctuates year to year, and as an outcome of the pandemic, the County chose to plan for a mobile workforce in future budgets. The County now purchases laptops unless a desktop is specifically requested for locations where the computer is intended to be used by multiple end users.

Personnel

The Department's Requested Budget represents no change in the number of fulltime equivalent (FTE) positions that are supported by this budget.

The Computer Upgrade budget does not fund personnel-related costs.

Services & Supplies

5177 (MAINTENANCE OF COMPUTER SYSTEM) increased by \$66,720: This is the result of costs for a network intrusion detection system, increased costs associated with the quantity of the County's Microsoft M365 subscriptions, and increased costs for laptop computers compared to desktop computers; **5232** (OFFICE & OTHER EQUIP < \$5,000) increased by \$10,950: This is the result of costs for two large battery backup systems for the datacenter at the Clint Quilter Consolidated Office Building in Bishop.

Support & Care of Persons

(There are no changes in this object category from the previous fiscal year.)

Fixed Assets

5650 (EQUIPMENT) decreased by \$251,000: Equipment-related projects from the previous year's budget have been completed and those budgeted amounts have been removed from this year's budget request.

FISCAL YEAR 2022-2023 REDUCTION IMPACTS TO BASE BUDGET

There are no significant impacts anticipated in this budget in meeting the FY 2021-2022 budget parameter guidelines.

FISCAL YEAR 2022-2023 STATE/FEDERAL FUNDING SUMMARY

Not applicable.

FISCAL YEAR 2022-2023 REGULATORY COMPLIANCE SUMMARY

Not applicable.

MAJOR POLICY CONSIDERATIONS BEING REQUESTED

None.

COUNTY OF INYO
BUD002A - BUDGET REQUESTS

RUNDATE: 06/30/2022 TODAY'S DATE: 09/02/2022

FOR FISCAL YEARS: 07/01/2020 - 06/30/23

	YTD ACTUALS 06/30/2021	BOARD APPROVED 06/30/2022	WORKING BUDGET 06/30/2022	YTD ACTUALS 06/30/2022	DEPT REQUESTED 06/30/2023	CAO RECOMM 06/30/2023	BOARD APPROVED 06/30/2023
BUDGET UNIT: 011808 COMPUTER UPGRADE							
FUND: 6998 COMPUTER UPGRADE FUND							
REVENUES:							
4823 - TECH REFRESH REVENUE	\$523,329	\$502,785	\$502,785	\$502,785	\$522,603	\$522,603	\$0
4824 - INTER GOVERNMENT CHARGES	\$1,832	\$0	\$0	\$698	\$0	\$0	\$0
CHARGES FOR CURRENT SERVICES	\$525,161	\$502,785	\$502,785	\$503,483	\$522,603	\$522,603	\$0
TOTAL REVENUES:	\$525,161	\$502,785	\$502,785	\$503,483	\$522,603	\$522,603	\$0
EXPENSES:							
5177 - MAINTENANCE OF COMPUTER SYSTEM	\$37,415	\$201,300	\$387,679	\$227,631	\$268,020	\$268,020	\$0
5232 - OFFICE & OTHER EQUIP < \$5,000	\$155,815	\$173,800	\$234,536	\$189,715	\$184,750	\$184,750	\$0
SERVICES & SUPPLIES	\$193,231	\$375,100	\$622,215	\$417,346	\$452,770	\$452,770	\$0
5620 - INFRASTRUCTURE	\$0	\$0	\$77,646	\$77,645	\$0	\$0	\$0
5650 - EQUIPMENT	\$88,304	\$275,000	\$284,525	\$222,196	\$24,000	\$24,000	\$0
FIXED ASSETS	\$88,304	\$275,000	\$362,171	\$299,841	\$24,000	\$24,000	\$0
5801 - OPERATING TRANSFERS OUT	\$0	\$0	\$0	\$0	\$0	\$15,000	\$0
OTHER FINANCING USES	\$0	\$0	\$0	\$0	\$0	\$15,000	\$0
TOTAL EXPENSES:	\$281,536	\$650,100	\$984,386	\$717,187	\$476,770	\$491,770	\$0
BUDGET UNIT: 011808 COMPUTER UPGRADE	\$243,624	(\$147,315)	(\$481,601)	(\$213,703)	\$45,833	\$30,833	\$0

CONSOLIDATED OFFICE BUILDING 011809

DEPARTMENTAL FUNCTIONS

This Budget Unit was created in Fiscal Year 2018-2019 to reserve the funding that was necessary to make the initial "Additional Basic Rent" lease payment once the project was constructed. Moving forward this budget will make the monthly lease payments and finalize the occupancy of the building, insuring departments initial needs are met.

MAJOR ACCOMPLISHMENTS IN FISCAL YEAR 2021-2022

- Continue to make adjustment to the building to ensure the space is set up and functioning for the public and staff.

GOALS FOR FISCAL YEAR 2022-2023

- Continue to make adjustment to the building to ensure the space is set up and functioning for the public and staff.

DEPARTMENTAL BUDGET REQUEST FOR FISCAL YEAR 2022-2023

The Department's Fiscal Year 2022-2023 Requested Budget represents an overall decrease of \$7,765,683 in expenditures, and a decrease of \$166,488 in revenues, when compared to the Fiscal Year 2021-2022 Board Approved Budget. As a result, the Requested Net County Cost is decreased by \$7,599,195.

Personnel Costs increased by \$23,729 compared to the Fiscal Year 2021-2022 Board Approved Budget, due to None.

Revenues

4821 (INTRA COUNTY CHARGES) increased by \$37,864: Due to lease cost and utilities; **4824** (INTER GOVERNMENT CHARGES) increased by \$8,234: Due to lease cost and utilities; **4825** (OTHER CURRENT CHARGES) increased by \$6,049: Due to increase charges to cover department cost recovery; **4998** (OPERATING TRANSFERS IN) decreased by \$218,635: This reflect the lease cost for general fund only and no move in cost.

Personnel

The Department's Requested Budget represents no change in the number of fulltime equivalent (FTE) positions that are supported by this budget.

None.

Services & Supplies

5232 (OFFICE & OTHER EQUIP < \$5,000) decreased by \$100,000: The majority of the move cost were captured in last fiscal year; **5265** (PROFESSIONAL & SPECIAL SERVICE) increased by \$245,000: Potential warranty issues with the HVAC; **5291** (OFFICE, SPACE & SITE RENTAL) increased by \$9,892: Projected cost for the year; **5311** (GENERAL OPERATING EXPENSE) increased by \$4,000: Additional items to cover unfished item list at the building.

Support & Care of Persons

(There are no changes in this object category from the previous fiscal year.)

Fixed Assets

5700 (CONSTRUCTION IN PROGRESS) decreased by \$7,950,113: One-time down payment made in prior year.

FISCAL YEAR 2022-2023 REDUCTION IMPACTS TO BASE BUDGET

Not Applicable

FISCAL YEAR 2022-2023 STATE/FEDERAL FUNDING SUMMARY

Not Applicable

FISCAL YEAR 2022-2023 REGULATORY COMPLIANCE SUMMARY

Not Applicable

MAJOR POLICY CONSIDERATIONS BEING REQUESTED

Not Applicable

COUNTY OF INYO
BUD002A - BUDGET REQUESTS

RUNDATE: 06/30/2022 TODAY'S DATE: 09/02/2022

FOR FISCAL YEARS: 07/01/2020 - 06/30/23

	YTD ACTUALS 06/30/2021	BOARD APPROVED 06/30/2022	WORKING BUDGET 06/30/2022	YTD ACTUALS 06/30/2022	DEPT REQUESTED 06/30/2023	CAO RECOMM 06/30/2023	BOARD APPROVED 06/30/2023
BUDGET UNIT: 011809 CONSOLIDATED OFFICE BUILDING							
FUND: 0038 COB-CONSOLIDATED OFFICE BUILDING							
REVENUES:							
4821 - INTRA COUNTY CHARGES	\$0	\$0	\$0	\$17,987	\$37,864	\$37,864	\$0
4824 - INTER GOVERNMENT CHARGES	\$23,342	\$0	\$0	\$5,852	\$8,234	\$8,234	\$0
4825 - OTHER CURRENT CHARGES	\$0	\$284,595	\$290,642	\$290,641	\$290,644	\$290,644	\$0
CHARGES FOR CURRENT SERVICES	\$23,342	\$284,595	\$290,642	\$314,482	\$336,742	\$336,742	\$0
4998 - OPERATING TRANSFERS IN	\$887,680	\$434,646	\$438,491	\$204,574	\$216,011	\$316,011	\$0
OTHER FINANCING SOURCES	\$887,680	\$434,646	\$438,491	\$204,574	\$216,011	\$316,011	\$0
TOTAL REVENUES:	\$911,022	\$719,241	\$729,133	\$519,056	\$552,753	\$652,753	\$0
EXPENSES:							
5001 - SALARIED EMPLOYEES	\$0	\$34,452	\$34,452	\$34,499	\$50,266	\$50,266	\$0
5021 - RETIREMENT & SOCIAL SECURITY	\$0	\$2,672	\$2,672	\$2,591	\$3,888	\$3,888	\$0
5022 - PERS RETIREMENT	\$0	\$5,873	\$5,873	\$5,761	\$8,441	\$8,441	\$0
5031 - MEDICAL INSURANCE	\$0	\$6,475	\$6,475	\$6,699	\$10,468	\$10,468	\$0
5032 - DISABILITY INSURANCE	\$0	\$415	\$415	\$373	\$553	\$553	\$0
SALARIES & BENEFITS	\$0	\$49,887	\$49,887	\$49,925	\$73,616	\$73,616	\$0
5232 - OFFICE & OTHER EQUIP < \$5,000	\$691,810	\$115,000	\$185,122	\$143,100	\$15,000	\$15,000	\$0
5263 - ADVERTISING	\$55	\$0	\$0	\$0	\$0	\$0	\$0
5265 - PROFESSIONAL & SPECIAL SERVICE	\$27,800	\$25,000	\$32,126	\$27,349	\$270,000	\$370,000	\$0
5291 - OFFICE, SPACE & SITE RENTAL	\$0	\$469,241	\$479,133	\$472,692	\$479,132	\$479,133	\$0
5311 - GENERAL OPERATING EXPENSE	\$473	\$1,000	\$1,000	\$299	\$5,000	\$5,000	\$0
SERVICES & SUPPLIES	\$720,140	\$610,241	\$697,381	\$643,443	\$769,132	\$869,133	\$0
5124 - EXTERNAL CHARGES	\$0	\$0	\$800	\$789	\$0	\$0	\$0
5152 - WORKERS COMPENSATION	\$0	\$0	\$0	\$0	\$696	\$696	\$0
5155 - PUBLIC LIABILITY INSURANCE	\$0	\$0	\$0	\$0	\$1,113	\$1,113	\$0
INTERNAL CHARGES	\$0	\$0	\$800	\$789	\$1,809	\$1,809	\$0
5700 - CONSTRUCTION IN PROGRESS	\$449,414	\$7,950,113	\$7,950,113	\$7,823,086	\$0	\$0	\$0

COUNTY OF INYO

BUD002A - BUDGET REQUESTS

RUNDATE: 06/30/2022 TODAY'S DATE: 09/02/2022

FOR FISCAL YEARS: 07/01/2020 - 06/30/23

	YTD ACTUALS 06/30/2021	BOARD APPROVED 06/30/2022	WORKING BUDGET 06/30/2022	YTD ACTUALS 06/30/2022	DEPT REQUESTED 06/30/2023	CAO RECOMM 06/30/2023	BOARD APPROVED 06/30/2023
FIXED ASSETS	\$449,414	\$7,950,113	\$7,950,113	\$7,823,086	\$0	\$0	\$0
5902 - CONTINGENCIES - PY ENCUMBRANCE	\$0	\$0	\$2,623	\$0	\$0	\$0	\$0
RESERVES	\$0	\$0	\$2,623	\$0	\$0	\$0	\$0
TOTAL EXPENSES:	\$1,169,555	\$8,610,241	\$8,700,804	\$8,517,244	\$844,557	\$944,558	\$0
BUDGET UNIT: 011809 CONSOLIDATED OFFICE BUILDING	(\$258,533)	(\$7,891,000)	(\$7,971,671)	(\$7,998,187)	(\$291,804)	(\$291,805)	\$0

COUNTY OF INYO

BUD002A - BUDGET REQUESTS

RUNDATE: 06/30/2022 TODAY'S DATE: 09/02/2022

FOR FISCAL YEARS: 07/01/2020 - 06/30/23

	YTD ACTUALS 06/30/2021	BOARD APPROVED 06/30/2022	WORKING BUDGET 06/30/2022	YTD ACTUALS 06/30/2022	DEPT REQUESTED 06/30/2023	CAO RECOMM 06/30/2023	BOARD APPROVED 06/30/2023
BUDGET UNIT: 087100 CONTINGENCIES - GENERAL							
FUND: 0001 GENERAL FUND							
EXPENSES:							
5901 - CONTINGENCIES	\$0	\$440,000	\$333,041	\$0	\$0	\$60,000	\$0
5902 - CONTINGENCIES - PY ENCUMBRANCE	\$0	\$0	\$249,583	\$0	\$0	\$0	\$0
RESERVES	\$0	\$440,000	\$582,624	\$0	\$0	\$60,000	\$0
TOTAL EXPENSES:	\$0	\$440,000	\$582,624	\$0	\$0	\$60,000	\$0
BUDGET UNIT: 087100 CONTINGENCIES - GENERAL	\$0	(\$440,000)	(\$582,624)	\$0	\$0	(\$60,000)	\$0

COUNTY LIABILITY TRUST

500903

DEPARTMENTAL FUNCTIONS

Administered by Risk Management, this budget reflects costs for the County's liability program. Costs include insurance premiums, claims, investigations, legal and other professional services and expenses, facility upgrades to mitigate potential future liability, and related travel. This budget also includes the cost of litigation legal counsel.

MAJOR ACCOMPLISHMENTS IN FISCAL YEAR 2021-2022

- Conducted inspections of assets, employee workspaces, and certain public areas, and reported potential liability to management
- Updated ADA compliance modeling and continued leadership of the ADA Taskforce
- Continued service as a Director on the Board of PRISM and as a member of PRISM's Underwriting Committee to review costs and management of all lines of coverage
- Assigned 1,268 courses in Vector Solutions to help employees reduce the likelihood of certain types of injuries and illnesses
- Continued to investigate and address new claims promptly with counsel and services as appropriate in the protection of tax payer dollars

GOALS FOR FISCAL YEAR 2022-2023

- Conduct the annual inspections and meet with Department Heads to help them priorities and address identified concerns
- Risk Manager to complete his CHSO (certified health and safety official) designation in service to the county and in demonstration of our commitment to safety internally and externally. It also helps with communications with external agencies.
- Attend conferences and lectures on tort liability
- If the position is approved, train the new Safety Coordinator
- Continue to seek ways to control and mitigate potential liability risk in order to offset the hard market for insurance and difficult economic times. This will take some money, expertise, and experience. Thank you for your support of my team..

DEPARTMENTAL BUDGET REQUEST FOR FISCAL YEAR 2022-2023

The Department's Fiscal Year 2022-2023 Requested Budget represents an overall increase of \$301,303 in expenditures, and an increase of \$267,572 in revenues, when compared to the Fiscal Year 2021-2022 Board Approved Budget. As a result, the Requested Net County Cost is increased by \$33,731.

There is sufficient fund balance to cover the increase to the Net Cost of Fund.

Personnel Costs did not change compared to the Fiscal Year 2021-2022 Board Approved Budget.

Revenues

4822 (INTRA COUNTY INSURANCE ADMIN) increased by \$267,572: based on budgeted expenditures.

Personnel

The Department's Requested Budget represents no change in the number of fulltime equivalent (FTE) positions that are supported by this budget.

There are no personnel budgeted in this budget unit. Administration of this budget is provided by staff in the Risk Management Budget.

Services & Supplies

5158 (INSURANCE PREMIUM) increased by \$145,979: based on actual premium amounts; **5199** (MAINT OF STRUCTURES-MATERIALS) increased by \$34,409: funds to be utilized for ADA projects; **5265** (PROFESSIONAL & SPECIAL SERVICE) increased by \$119,306: additional litigation needs.

Support & Care of Persons

(There are no changes in this object category from the previous fiscal year.)

Fixed Assets

(There are no changes in this object category from the previous fiscal year.)

FISCAL YEAR 2022-2023 REDUCTION IMPACTS TO BASE BUDGET

Not Applicable

FISCAL YEAR 2022-2023 STATE/FEDERAL FUNDING SUMMARY

Not Applicable

FISCAL YEAR 2022-2023 REGULATORY COMPLIANCE SUMMARY

Not Applicable

MAJOR POLICY CONSIDERATIONS BEING REQUESTED

Not Applicable

COUNTY OF INYO
BUD002A - BUDGET REQUESTS

RUNDATE: 06/30/2022 TODAY'S DATE: 09/02/2022

FOR FISCAL YEARS: 07/01/2020 - 06/30/23

	YTD ACTUALS 06/30/2021	BOARD APPROVED 06/30/2022	WORKING BUDGET 06/30/2022	YTD ACTUALS 06/30/2022	DEPT REQUESTED 06/30/2023	CAO RECOMM 06/30/2023	BOARD APPROVED 06/30/2023
BUDGET UNIT: 500903 COUNTY LIABILITY TRUST							
FUND: 5701 COUNTY LIABILITY TRUST							
REVENUES:							
4301 - INTEREST FROM TREASURY	\$6,427	\$0	\$0	\$2,684	\$0	\$0	\$0
REV USE OF MONEY & PROPERTY	\$6,427	\$0	\$0	\$2,684	\$0	\$0	\$0
4822 - INTRA COUNTY INSURANCE ADMIN	\$852,456	\$1,090,895	\$1,090,895	\$1,062,529	\$1,358,467	\$1,358,467	\$0
4825 - OTHER CURRENT CHARGES	\$0	\$0	\$0	\$75	\$0	\$0	\$0
CHARGES FOR CURRENT SERVICES	\$852,456	\$1,090,895	\$1,090,895	\$1,062,604	\$1,358,467	\$1,358,467	\$0
4961 - REIMBURSED EXPENSES	\$0	\$0	\$0	\$323	\$0	\$0	\$0
OTHER REVENUE	\$0	\$0	\$0	\$323	\$0	\$0	\$0
TOTAL REVENUES:	<u>\$858,883</u>	<u>\$1,090,895</u>	<u>\$1,090,895</u>	<u>\$1,065,611</u>	<u>\$1,358,467</u>	<u>\$1,358,467</u>	<u>\$0</u>
EXPENSES:							
5156 - INSURANCE CLAIMS	\$84,291	\$125,000	\$125,000	\$20,943	\$125,000	\$125,000	\$0
5158 - INSURANCE PREMIUM	\$564,491	\$714,788	\$714,788	\$714,788	\$860,767	\$860,767	\$0
5199 - MAINT OF STRUCTURES-MATERIALS	\$15,442	\$39,336	\$39,336	\$274	\$73,745	\$73,745	\$0
5211 - MEMBERSHIPS	\$4,470	\$6,000	\$6,000	\$4,470	\$6,000	\$6,000	\$0
5265 - PROFESSIONAL & SPECIAL SERVICE	\$221,428	\$552,571	\$723,728	\$289,444	\$671,877	\$671,877	\$0
5311 - GENERAL OPERATING EXPENSE	\$7	\$500	\$500	\$52	\$500	\$500	\$0
5326 - LATE FEES & FINANCE CHARGES	\$65	\$0	\$0	\$0	\$0	\$0	\$0
5331 - TRAVEL EXPENSE	\$0	\$1,500	\$1,500	\$448	\$1,500	\$1,500	\$0
SERVICES & SUPPLIES	\$890,196	\$1,439,695	\$1,610,852	\$1,030,420	\$1,739,389	\$1,739,389	\$0
5315 - COUNTY COST PLAN	\$0	\$6,269	\$6,269	\$6,269	\$15,078	\$15,078	\$0
5333 - MOTOR POOL	\$461	\$1,200	\$1,200	\$0	\$4,000	\$4,000	\$0
INTERNAL CHARGES	\$461	\$7,469	\$7,469	\$6,269	\$19,078	\$19,078	\$0
5801 - OPERATING TRANSFERS OUT	\$0	\$20,000	\$20,000	\$0	\$10,000	\$10,000	\$0
OTHER FINANCING USES	\$0	\$20,000	\$20,000	\$0	\$10,000	\$10,000	\$0
TOTAL EXPENSES:	<u>\$890,658</u>	<u>\$1,467,164</u>	<u>\$1,638,321</u>	<u>\$1,036,689</u>	<u>\$1,768,467</u>	<u>\$1,768,467</u>	<u>\$0</u>

COUNTY OF INYO

BUD002A - BUDGET REQUESTS

RUNDATE: 06/30/2022 TODAY'S DATE: 09/02/2022

FOR FISCAL YEARS: 07/01/2020 - 06/30/23

	YTD ACTUALS 06/30/2021	BOARD APPROVED 06/30/2022	WORKING BUDGET 06/30/2022	YTD ACTUALS 06/30/2022	DEPT REQUESTED 06/30/2023	CAO RECOMM 06/30/2023	BOARD APPROVED 06/30/2023
BUDGET UNIT: 500903 COUNTY LIABILITY TRUST	(\$31,774)	(\$376,269)	(\$547,426)	\$28,921	(\$410,000)	(\$410,000)	\$0

COUNTY LIBRARY

066700

DEPARTMENTAL FUNCTIONS

The Inyo County Free Library was formed on September 15, 1913 by Resolution of the Inyo County Board of Supervisors for the "education, culture and pleasure" of the people of Inyo County. Reflecting and enhancing that early vision, the Library's mission "is to provide all citizens of the county with access to materials which can improve their minds, broaden their lives, and fulfill their cultural, civic intellectual, educational, and recreational needs". The Library offers internet access to residents and travelers, provides reference and research services to the public and County staff, collects and maintains local history materials, conducts outreach programs for children and adults, and acquires media and books reflecting a wide range of interests and needs. The Inyo County Free Library has daily direct interaction with a wide range of Inyo County residents and visitors, and is often their only contact with a County department. The Library seeks to maintain high level of public service and customer interaction which reinforces Inyo County's positive image to citizens and visitors.

MAJOR ACCOMPLISHMENTS IN FISCAL YEAR 2021-2022

- Cataloged more than 2,662 books and audiovisual materials for libraries throughout the County and added over 4,653 items to the Library's catalog.
- Completed a two year State-funded program to re-orient children to nature in collaboration with a local school district and local non-profit partners, including a seed bank, gardening, biology and production of poultry, cooking, art, drama, and reading to support this learning in addition to a focus on social and emotional needs of children. The Library received an Inyo County Schools Community Star award for this work.
- Began a state-funded Memory Lab project under the guidance of California Revealed to digitize family and local history in many formats; plus continued in the State-funded ZipBooks program, providing 401 books requested by patrons at a cost of \$8,000 provided by the California State Library.
- Finalized the state-funded Mountains to Deserts Mobile Library van which will be used for programming and provision of library materials.

GOALS FOR FISCAL YEAR 2022-2023

- Continue to expand remote and in-person programming incorporating the mobile library and community partners, and provide educational support and diverse materials for students of all ages.
- Continue seeking fiscally-sound options for improved internet connectivity in Furnace Creek Branch Library in conjunction with other stakeholders, and review branch library connectivity in light of new funding opportunities.
- Ongoing review of current computer software and hardware, and upgrade as needed to remain functional and relevant.
- Utilize grant funding as it becomes available to further goals of the Library in the areas of facilities, preservation, collection development, access, and programming.
- Continue identifying and digitizing historic resources, and cataloging special collection materials into the database

DEPARTMENTAL BUDGET REQUEST FOR FISCAL YEAR 2022-2023

The Department's Fiscal Year 2022-2023 Requested Budget represents an overall increase of \$176,045 in expenditures, and an increase of \$23,473 in revenues, when compared to the Fiscal Year 2021-2022 Board Approved Budget. As a result, the Requested Net County Cost is increased by \$152,572.

The increase in revenues is due to an increase in operating transfers in for shelving (\$30,000). The increase in expenses is largely due to adjustments to personnel costs due to wage and benefit adjustments (\$57,759), a requested position (\$71,203), an increase in Retirement - Unfunded Liability (\$4,550), an increase in Holiday Overtime (\$2,883), an increase in telephone costs (\$1,068), and an increase in Worker's Compensation and Liability Insurance (\$5,187).

Personnel Costs increased by \$143,350 compared to the Fiscal Year 2021-2022 Board Approved Budget, due to wage adjustments (\$57,759), a grant-funded temporary position (\$9,891) a requested position (\$71,203), and unfunded retirement increase (\$4,550). Requested position is one full time Librarian I. The library is currently permanently staffed at 8.15 FTE (full time equivalents), and operates six branches and a mobile library..

Revenues

4498 (STATE GRANTS) decreased by \$6,527: This decrease reflects completion of a state-funded afterschool program. The mobile library will be received in August 2022. A small amount of revenue remains to be expended for materials for the van. Additional funds are for a memory lab that will be deployed on the mobile library. That project will terminate at the end of August 2022; **4998** (OPERATING TRANSFERS IN) increased by \$30,000: This increase is necessary to cover the cost of shelving for the Central Library.

Personnel

The Department's Requested Budget represents an increase in the number of fulltime equivalent (FTE) positions that are supported by this budget.

The requested position of fulltime Librarian I increases the FTE by 1, for a projected total of 9.15 FTE for library operations. Regular Branch Library staffing would consist of two full time staff in Bishop Branch, one BPAR in Big Pine, one BPAR in Lone Pine, one APAR in Furnace Creek, and one APAR in Tecopa. Two full time staff, two BPARs and one seasonal would be assigned to the Central Library, plus the Library Director. Central Library staff frequently deploy to branches for coverage, to support and implement programs, do collection maintenance, and will also have primary responsibility for operation of the Mobile Library. The Central Library also provides in-depth research services, administration of the library system, grant writing and implementation, programming planning and execution, and perform an array of essential technical services, including memory lab operation. Library staff are cross trained to perform many duties, and the new full time Librarian would also be cross trained. This is especially important to insure transition of knowledge in a cultural heritage institution such as a library.

Libraries today have become both the repository for information and resources, and also programming that improves the lives of people in all walks of life. ICFL has traditionally done on-site youth reading programs, and last year provided off-site afterschool programs, which engaged youth in reading and life skills activities. Meeting children where they are is a key component of improving literacy and introducing them to libraries as a source of information. Outreach to adults and seniors also enriches and supports lifelong learning and social engagement. The new mobile library is an exciting platform for outreach given adequate staff time for program planning and implementation. Also, as grant funding becomes available through the State Library or other agencies, the Library wishes to be able to capitalize on these valuable opportunities. The addition of the new librarian position will allow ICFL to undertake educational activities for all age levels while still supporting the coverage needs in the branches.

Services & Supplies

5171 (MAINTENANCE OF EQUIPMENT) increased by \$1,000: This expense is necessary for annual service for the mobile library van; **5232** (OFFICE & OTHER EQUIP < \$5,000) increased by \$1,815: Replacement of public internet computers is ongoing as they are eight years old. The increase is for three computers; **5265** (PROFESSIONAL & SPECIAL SERVICE) decreased by \$7,500: Public computer internet control software was upgraded in FY20/21, and the cost of ongoing annual support is much less; **5311** (GENERAL OPERATING EXPENSE) decreased by \$2,545: This reduction reflects a decrease in grant funds to be spent; **5351** (UTILITIES) increased by \$1,068: This is partly due to the cost of internet hotspot cellular service for the mobile library (\$900).

Support & Care of Persons

(There are no changes in this object category from the previous fiscal year.)

Fixed Assets

5650 (EQUIPMENT) increased by \$30,000: This increase is necessary to cover the cost of shelving for the Central Library; **5655** (VEHICLES) decreased by \$1,611: This reduction in expense reflects the actual cost of the mobile library.

FISCAL YEAR 2022-2023 REDUCTION IMPACTS TO BASE BUDGET

Due to personnel and internal billing expense increases outside of the control of the Library, increase in telephone costs, the need to replace hardware for public access computers, and the requested position, the Net County Cost has increased by \$152,572. The addition of a fulltime librarian will allow us to achieve an expected and necessary aspect of 21st century library service, programming and outreach. Libraries have moved into collaborative arenas with other agencies in order to deliver services that support literacy, knowledge, and other community needs. A program as simple as take-home crafts and books for children requires many hours of planning, preparation, and engagement in order to achieve the desired learning outcomes for programming. At the same time, the other aspects of library work - circulation, reference work, cataloging, technology management - continue. Coverage is a challenge with the current staffing, and it has been difficult to provide programming at the level expected in the community. Last year, with the benefit of a State Library grant, we have seen how engagement and collaboration builds human capital and reinforces learning for all ages. Through programs offered last year, we have also seen significant growth in attendance. A part time position approved last year to coincide with the arrival of the mobile library is vital to program delivery in underserved communities, and we expect the mobile library to generate much interest. The addition of a fulltime librarian will allow for continuation of off-site activities and development of new adult programs, as well as relieve the coverage crunch. Throughout California, libraries are hubs of education and activity. A reduction within the Library's budget to absorb other expenses would result in an inability to purchase and process materials, pay for e-books and e-services, replace equipment if it fails, or provide internet connectivity in the branches.

FISCAL YEAR 2022-2023 STATE/FEDERAL FUNDING SUMMARY

One California State Library grant is included in this budget, the Harvesting History Memory Lab that will be used on the mobile library. The State Library will also likely offer ZipBooks again, a highly popular program. The Library also receives the benefit of State and Federal funds through programs managed by Califa, a nonprofit library partner. In addition, the Library benefits from State and Federal funds through programs provided by the Inland Library System, and programs arranged by the California State Library. Examples of programs include the First Partner Summer Reading book collection, and the California Revealed Project. These programs enable the Library to provide additional materials to Inyo County residents, as well as enhancing access to archival and

historical material of local and statewide interest. Funding has been identified for California libraries in the Governor's budget, and we are looking for ways to utilize that for Inyo County. Accessing these funds for projects will depend on our capacity to deliver the service and comply with grant requirements.

FISCAL YEAR 2022-2023 REGULATORY COMPLIANCE SUMMARY

There are no regulatory compliance expenditures in this budget.

MAJOR POLICY CONSIDERATIONS BEING REQUESTED

There are no major policy considerations being requested.

COUNTY OF INYO
BUD002A - BUDGET REQUESTS

RUNDATE: 06/30/2022 TODAY'S DATE: 09/02/2022

FOR FISCAL YEARS: 07/01/2020 - 06/30/23

	YTD ACTUALS 06/30/2021	BOARD APPROVED 06/30/2022	WORKING BUDGET 06/30/2022	YTD ACTUALS 06/30/2022	DEPT REQUESTED 06/30/2023	CAO RECOMM 06/30/2023	BOARD APPROVED 06/30/2023
BUDGET UNIT: 066700 COUNTY LIBRARY							
FUND: 0001 GENERAL FUND							
REVENUES:							
4498 - STATE GRANTS	\$2,723	\$188,336	\$206,781	\$56,340	\$181,809	\$181,809	\$0
4499 - STATE OTHER	\$776	\$0	\$285	\$285	\$0	\$0	\$0
4599 - OTHER AGENCIES	\$1,500	\$0	\$0	\$0	\$0	\$0	\$0
AID FROM OTHER GOVT AGENCIES	\$4,999	\$188,336	\$207,066	\$56,625	\$181,809	\$181,809	\$0
4771 - LIBRARY SERVICES	\$65	\$300	\$300	\$384	\$300	\$300	\$0
4825 - OTHER CURRENT CHARGES	\$0	\$0	\$0	\$13	\$0	\$0	\$0
CHARGES FOR CURRENT SERVICES	\$65	\$300	\$300	\$398	\$300	\$300	\$0
4998 - OPERATING TRANSFERS IN	\$0	\$25,000	\$25,000	\$0	\$55,000	\$55,000	\$0
OTHER FINANCING SOURCES	\$0	\$25,000	\$25,000	\$0	\$55,000	\$55,000	\$0
4922 - SALES OF COPIES	\$1	\$3,500	\$3,500	\$1,727	\$3,500	\$3,500	\$0
4997 - CASH OVER OR SHORT	\$0	\$50	\$50	\$9	\$50	\$50	\$0
OTHER REVENUE	\$1	\$3,550	\$3,550	\$1,736	\$3,550	\$3,550	\$0
TOTAL REVENUES:	\$5,065	\$217,186	\$235,916	\$58,759	\$240,659	\$240,659	\$0
EXPENSES:							
5001 - SALARIED EMPLOYEES	\$221,460	\$251,128	\$251,128	\$248,386	\$312,178	\$325,629	\$0
5003 - OVERTIME	\$442	\$1,500	\$1,500	\$94	\$2,500	\$2,500	\$0
5005 - HOLIDAY OVERTIME	\$0	\$2,236	\$2,236	\$0	\$2,500	\$2,500	\$0
5012 - PART TIME EMPLOYEES	\$128,622	\$207,659	\$190,558	\$147,203	\$240,501	\$240,501	\$0
5021 - RETIREMENT & SOCIAL SECURITY	\$26,719	\$36,376	\$36,376	\$30,093	\$43,711	\$44,739	\$0
5022 - PERS RETIREMENT	\$32,364	\$34,594	\$34,594	\$34,068	\$40,024	\$42,279	\$0
5024 - RETIREMENT-UNFUNDED LIAB	\$34,838	\$35,575	\$35,575	\$35,575	\$40,125	\$40,125	\$0
5031 - MEDICAL INSURANCE	\$50,430	\$59,668	\$59,668	\$55,684	\$89,967	\$89,967	\$0
5032 - DISABILITY INSURANCE	\$3,208	\$5,642	\$5,642	\$3,834	\$6,222	\$6,363	\$0
5042 - SICK LEAVE BUY OUT	\$687	\$0	\$0	\$0	\$0	\$0	\$0
5043 - OTHER BENEFITS	\$7,338	\$7,220	\$7,220	\$7,227	\$7,220	\$7,220	\$0
SALARIES & BENEFITS	\$506,113	\$641,598	\$624,497	\$562,168	\$784,948	\$801,823	\$0

COUNTY OF INYO
BUD002A - BUDGET REQUESTS

RUNDATE: 06/30/2022 TODAY'S DATE: 09/02/2022

FOR FISCAL YEARS: 07/01/2020 - 06/30/23

	YTD ACTUALS 06/30/2021	BOARD APPROVED 06/30/2022	WORKING BUDGET 06/30/2022	YTD ACTUALS 06/30/2022	DEPT REQUESTED 06/30/2023	CAO RECOMM 06/30/2023	BOARD APPROVED 06/30/2023
5171 - MAINTENANCE OF EQUIPMENT	\$0	\$0	\$0	\$0	\$1,000	\$1,000	\$0
5211 - MEMBERSHIPS	\$35	\$539	\$539	\$504	\$539	\$539	\$0
5232 - OFFICE & OTHER EQUIP < \$5,000	\$323	\$5,130	\$15,782	\$15,317	\$6,945	\$6,945	\$0
5260 - HEALTH - EMPLOYEE PHYSICALS	\$0	\$400	\$400	\$0	\$400	\$400	\$0
5263 - ADVERTISING	\$0	\$200	\$200	\$0	\$200	\$0	\$0
5265 - PROFESSIONAL & SPECIAL SERVICE	\$7,178	\$16,150	\$16,150	\$15,037	\$8,650	\$8,650	\$0
5311 - GENERAL OPERATING EXPENSE	\$9,302	\$16,550	\$16,500	\$9,943	\$14,005	\$14,005	\$0
5325 - LIBRARY BOOKS & SUBSCRIPTIONS	\$30,268	\$37,000	\$44,235	\$40,612	\$37,000	\$37,000	\$0
5326 - LATE FEES & FINANCE CHARGES	\$60	\$0	\$275	\$294	\$0	\$0	\$0
5331 - TRAVEL EXPENSE	\$0	\$850	\$850	\$0	\$850	\$850	\$0
5351 - UTILITIES	\$19,767	\$23,868	\$25,643	\$30,806	\$24,936	\$24,936	\$0
SERVICES & SUPPLIES	\$66,935	\$100,687	\$120,574	\$112,514	\$94,525	\$94,325	\$0
5123 - TECH REFRESH EXPENSE	\$15,575	\$15,400	\$15,400	\$15,400	\$18,517	\$18,517	\$0
5128 - INTERNAL SHREDDING CHARGES	\$89	\$89	\$44	\$44	\$0	\$0	\$0
5129 - INTERNAL COPY CHARGES (NON-IS)	\$1,418	\$1,247	\$1,247	\$1,163	\$1,000	\$1,000	\$0
5152 - WORKERS COMPENSATION	\$4,515	\$5,775	\$5,775	\$5,775	\$7,680	\$7,680	\$0
5155 - PUBLIC LIABILITY INSURANCE	\$3,753	\$8,938	\$8,938	\$8,938	\$12,220	\$12,220	\$0
5333 - MOTOR POOL	\$3,603	\$5,000	\$5,000	\$5,100	\$7,500	\$7,500	\$0
INTERNAL CHARGES	\$28,953	\$36,449	\$36,404	\$36,420	\$46,917	\$46,917	\$0
5539 - OTHER AGENCY CONTRIBUTIONS	\$0	\$0	\$17,600	\$17,119	\$0	\$0	\$0
OTHER CHARGES	\$0	\$0	\$17,600	\$17,119	\$0	\$0	\$0
5650 - EQUIPMENT	\$0	\$25,000	\$25,000	\$0	\$55,000	\$55,000	\$0
5655 - VEHICLES	\$0	\$170,400	\$168,789	\$0	\$168,789	\$168,789	\$0
FIXED ASSETS	\$0	\$195,400	\$193,789	\$0	\$223,789	\$223,789	\$0
TOTAL EXPENSES:	\$602,001	\$974,134	\$992,864	\$728,222	\$1,150,179	\$1,166,854	\$0
BUDGET UNIT: 066700 COUNTY LIBRARY	(\$596,935)	(\$756,948)	(\$756,948)	(\$669,463)	(\$909,520)	(\$926,195)	\$0

OFFICE OF DISASTER SERVICES

023700

DEPARTMENTAL FUNCTIONS

This budget is for the disbursement of 2021 and 2022 Emergency Management Performance Grant (EMPG) Program funds. The EMPG Program is to provide Federal Funds, passed down through the State, to assist local governments in preparing for all hazards. EMPG Program funds must be used to support activities that contribute to the Operational Area's (OA) capability to prevent, prepare for, mitigate against, respond to, and recover from emergencies and disasters, whether natural or man-made. A large portion of the EMPG budget supports the Emergency Services Manager (ESM) position for the County of Inyo. The ESM directs and coordinates all aspects of the day-to-day activities of the County's Office of Emergency Services including planning, training, education, intra-County and inter-agency communications, and developing, implementing and updating plans, reports, and policies to ensure the Inyo Operational Area has, to the extent practicable, planned and is prepared to mitigate and respond to natural and man made disasters in a manner that minimizes threats to life and property and facilitates recovery. The ESM serves as the liaison for communications between the County Office of Emergency Services and the California Office of Emergency Services (CalOES) as well as County departments and local, state and federal agencies that the County relies on to coordinate disaster planning, preparedness, response, and recovery operations. This budget also includes the budget for the California Fire Safe Council (CA FSC) grant that the County was awarded. The CA FSC grant revenues equals \$175,000. These funds are included with the Office of Disaster Services Budget because as the grant has not been received by the County yet, a budget has not yet been created. These allocations will be transferred to the CA FSC budget once funds are received.

MAJOR ACCOMPLISHMENTS IN FISCAL YEAR 2021-2022

- The ESM continues to participate on the quarterly Southern California Edison (SCE)-Public Safety Power Shutoff (PSPS) Advisory Board and PSPS Working Group meetings. The ESM works collaboratively with SCE as the Point Of Contact (POC) throughout the PSPS de-energization events, and as a POC for after event de-briefings and future planning events.
- The ESM, as the project manager, continues to work closely with the consultant/contractor as the County navigates through the update of the County of Inyo Emergency Operations Plan. The ESM participated in monthly project planning and coordination Zoom meetings with the consultant/contractor to keep them apprised of any issues or concerns regarding the project status or deliverables. The ESM coordinated with internal departments and external stakeholders to obtain information and data for input into the Emergency Operations Plan (EOP) appendices.
- The ESM successfully applied for a grant through the CA FSC to fund a County Coordinator position, to better serve and help coordinate the local Fire Safe Councils
- The new ESM participated in trainings to be able to fill the duties of this role

GOALS FOR FISCAL YEAR 2022-2023

- The ESM will continue to provide support to the County departments and the Emergency Services Director during EOC activation or emergency events.
- The ESM will continue to serve as the liaison between the County and all of the local, State, and Federal partnering agencies and stakeholders.

- The ESM will continue to communicate and provide support to all of the established or pending local Fire Safe Councils. This includes public education and outreach activities to disseminate emergency and disaster preparedness information.
- The ESM will continue to pursue new grant opportunities that will provide additional funds to help support the County and its communities in planning and preparing for emergencies and disasters.
- The ESM, as the project manager, will continue to support the consultant/contractor as the EOP update nears completion.

DEPARTMENTAL BUDGET REQUEST FOR FISCAL YEAR 2022-2023

The Department's Fiscal Year 2022-2023 Requested Budget represents an overall increase of \$191,037 in expenditures, and an increase of \$83,246 in revenues, when compared to the Fiscal Year 2021-2022 Board Approved Budget. As a result, the Requested Net County Cost is increased by \$107,791.

Personnel Costs increased by \$74,491 compared to the Fiscal Year 2021-2022 Board Approved Budget, due to the inclusion of personnel costs for the Wildfire Preparedness County Coordinator position. Once funds are received from the CA FSC, this allocation will be transferred to that budget..

Revenues

4498 (STATE GRANTS) increased by \$83,246: Grant funding from the California Fire Safe Council to cover the new County Coordinator position.

Personnel

The Department's Requested Budget represents an increase in the number of fulltime equivalent (FTE) positions that are supported by this budget.

The CA FSC Grant will fund one FTE position for a Wildfire Preparedness County Coordinator. The allocation for this position will be transferred to the grant's budget, once funds are received from the CA FSC.

Services & Supplies

5263 (ADVERTISING) increased by \$182: Increased funds were allocated to advertising to increase the public education and outreach for preparedness and mitigation activities; **5265** (PROFESSIONAL & SPECIAL SERVICE) increased by \$60,741: Funds were allocated to professional and special services to hire a consultant/contractor to update and maintain the county OES website, and provide relevant position-specific trainings to staff on the EOC. Additionally, an extension was granted to finalize the County's EOP with a consultant/contractor; **5291** (OFFICE, SPACE & SITE RENTAL) increased by \$764: Funds were increased due to increases in costs for the SBA site rental (a 3-4% increase annually); **5311** (GENERAL OPERATING EXPENSE) increased by \$15,500: The increase in general operating expense funds will be reallocated to the CA FSC County Coordinator Grant once funds are received; **5331** (TRAVEL EXPENSE) increased by \$9,867: Most of the increase in travel funds (\$9,000) will be reallocated to the CA FSC County Coordinator Grant once funds are received. As COVID-19 travel restrictions are lifted, funds are allocated to travel and training for the ESM, PIO, and Sheriff's Liaison; **5351** (UTILITIES) increased by \$111: Funds were increased due to annual increases in costs to run the various satellite phones and emergency radios.

Support & Care of Persons

(There are no changes in this object category from the previous fiscal year.)

Fixed Assets

5650 (EQUIPMENT) increased by \$17,000: Funds were allocated to equipment to cover the cost of emergency preparedness and response equipment for the Department of Public Works.

FISCAL YEAR 2022-2023 REDUCTION IMPACTS TO BASE BUDGET

N/A

FISCAL YEAR 2022-2023 STATE/FEDERAL FUNDING SUMMARY

The Emergency Management Performance Grant is comprised of Federal Department of Homeland Security funding administered through the California Office of Emergency Services (CalOES). Inyo County's 2021 EMPG Grant Allocation was \$128,753, with the performance period of July 1, 2021 to June 30, 2023. The allocation for Fiscal Year 2022 is expected to be about the same. The Performance Period for this grant runs from July 1, 2022 through June 30, 2024.

FISCAL YEAR 2022-2023 REGULATORY COMPLIANCE SUMMARY

N/A

MAJOR POLICY CONSIDERATIONS BEING REQUESTED

The EMPG Program grant requires a dollar-for-dollar County match, which can be an in-kind match. The Disaster Services Budget #023700 and the General Relief Budget #010205 will provide the General Fund match for this grant.

COUNTY OF INYO
BUD002A - BUDGET REQUESTS

RUNDATE: 06/30/2022 TODAY'S DATE: 09/02/2022

FOR FISCAL YEARS: 07/01/2020 - 06/30/23

	YTD ACTUALS 06/30/2021	BOARD APPROVED 06/30/2022	WORKING BUDGET 06/30/2022	YTD ACTUALS 06/30/2022	DEPT REQUESTED 06/30/2023	CAO RECOMM 06/30/2023	BOARD APPROVED 06/30/2023
BUDGET UNIT: 023700 OFFICE OF DISASTER SERVICES							
FUND: 0001 GENERAL FUND							
REVENUES:							
4498 - STATE GRANTS	\$0	\$0	\$0	\$0	\$83,246	\$0	\$0
AID FROM OTHER GOVT AGENCIES	\$0	\$0	\$0	\$0	\$83,246	\$0	\$0
4998 - OPERATING TRANSFERS IN	\$0	\$0	\$0	\$0	\$0	\$100,000	\$0
OTHER FINANCING SOURCES	\$0	\$0	\$0	\$0	\$0	\$100,000	\$0
4901 - PRIOR YEARS REVENUE	\$214	\$0	\$0	\$0	\$0	\$0	\$0
OTHER REVENUE	\$214	\$0	\$0	\$0	\$0	\$0	\$0
TOTAL REVENUES:	\$214	\$0	\$0	\$0	\$83,246	\$100,000	\$0
EXPENSES:							
5001 - SALARIED EMPLOYEES	\$48,993	\$50,888	\$44,121	\$39,169	\$97,907	\$41,760	\$0
5004 - STANDBY TIME	\$253	\$0	\$0	\$0	\$0	\$0	\$0
5021 - RETIREMENT & SOCIAL SECURITY	\$3,609	\$3,940	\$3,940	\$3,429	\$7,575	\$3,231	\$0
5022 - PERS RETIREMENT	\$8,765	\$8,671	\$8,671	\$5,801	\$8,960	\$3,822	\$0
5024 - RETIREMENT-UNFUNDED LIAB	\$5,805	\$5,930	\$5,930	\$5,930	\$6,688	\$6,688	\$0
5031 - MEDICAL INSURANCE	\$4,139	\$4,519	\$4,519	\$4,415	\$26,842	\$9,840	\$0
5032 - DISABILITY INSURANCE	\$512	\$611	\$611	\$512	\$1,078	\$460	\$0
5043 - OTHER BENEFITS	\$0	\$0	\$6,767	\$6,932	\$0	\$0	\$0
SALARIES & BENEFITS	\$72,079	\$74,559	\$74,559	\$66,192	\$149,050	\$65,801	\$0
5263 - ADVERTISING	\$1,042	\$2,000	\$2,000	\$855	\$2,182	\$2,182	\$0
5265 - PROFESSIONAL & SPECIAL SERVICE	\$0	\$0	\$0	\$0	\$60,741	\$160,741	\$0
5291 - OFFICE, SPACE & SITE RENTAL	\$18,402	\$19,080	\$19,080	\$19,072	\$19,844	\$19,844	\$0
5311 - GENERAL OPERATING EXPENSE	\$6,108	\$6,000	\$6,000	\$1,032	\$21,499	\$4,499	\$0
5331 - TRAVEL EXPENSE	\$0	\$1,000	\$1,000	\$0	\$10,866	\$1,866	\$0
5351 - UTILITIES	\$13,778	\$5,740	\$5,740	\$5,500	\$5,851	\$5,851	\$0
SERVICES & SUPPLIES	\$39,332	\$33,820	\$33,820	\$26,460	\$120,984	\$194,984	\$0
5123 - TECH REFRESH EXPENSE	\$1,076	\$1,076	\$1,076	\$1,076	\$3,263	\$3,263	\$0
5129 - INTERNAL COPY CHARGES (NON-IS)	\$234	\$733	\$733	\$425	\$1,000	\$1,000	\$0

COUNTY OF INYO
BUD002A - BUDGET REQUESTS

RUNDATE: 06/30/2022 TODAY'S DATE: 09/02/2022

FOR FISCAL YEARS: 07/01/2020 - 06/30/23

	YTD ACTUALS 06/30/2021	BOARD APPROVED 06/30/2022	WORKING BUDGET 06/30/2022	YTD ACTUALS 06/30/2022	DEPT REQUESTED 06/30/2023	CAO RECOMM 06/30/2023	BOARD APPROVED 06/30/2023
5152 - WORKERS COMPENSATION	\$791	\$785	\$785	\$785	\$745	\$745	\$0
5155 - PUBLIC LIABILITY INSURANCE	\$657	\$1,222	\$1,222	\$1,222	\$1,190	\$1,190	\$0
5333 - MOTOR POOL	\$4,355	\$10,000	\$10,000	\$7,636	\$20,000	\$20,000	\$0
INTERNAL CHARGES	\$7,114	\$13,816	\$13,816	\$11,144	\$26,198	\$26,198	\$0
5650 - EQUIPMENT	\$0	\$0	\$0	\$0	\$17,000	\$17,000	\$0
FIXED ASSETS	\$0	\$0	\$0	\$0	\$17,000	\$17,000	\$0
TOTAL EXPENSES:	<u>\$118,525</u>	<u>\$122,195</u>	<u>\$122,195</u>	<u>\$103,796</u>	<u>\$313,232</u>	<u>\$303,983</u>	<u>\$0</u>
BUDGET UNIT: 023700 OFFICE OF DISASTER SERVICES	(\$118,311)	(\$122,195)	(\$122,195)	(\$103,796)	(\$229,986)	(\$203,983)	\$0

CAO ECONOMIC DEVELOPMENT

010202

DEPARTMENTAL FUNCTIONS

The Economic Development Office is responsible for activities that improve and diversify the Inyo County economy. The Office takes a proactive approach to economic development by striving to develop strong working relationships with internal and external partners, and seeking opportunities to implement strategies and projects that will sustain and, hopefully, enhance the County's economy.

In recent years, the Economic Development - CAO budget has consisted primarily of personnel costs (usually slashed to generate salary savings in support of the overall County Budget) and contracts for specific economic development initiatives.

The Deputy County Administrator staff position funded from this budget has been vacant for 14 years to help reduce overall County Budget expenses, and many of the functions described above have been carried out by other staff in the County Administrator's Office, and in other County departments. As such, the department functions described have continued to be spread among staff in and outside of the Administrator's Office. This has led to an economic development program that has suffered from the weight of other obligations and duties.

MAJOR ACCOMPLISHMENTS IN FISCAL YEAR 2021-2022

- Worked with a consultant to develop a market opportunity analysis and business plan for the Small Business Resource Center
- Entered a 10-year lease agreement and began buildout of a facility at 269 Main Street, Bishop
- Cultivated an active and engaged Small Business Resource Center Working Group and sub-committee structure
- Cultivated an active and engaged Small Business Resource Center Working Group and sub-committee structure
- Successfully acquired a federal earmark to purchase technological equipment, furniture and fixtures for the Small Business Resource Center

GOALS FOR FISCAL YEAR 2022-2023

- Finish buildout and celebrate the grand opening of the Small Business Resource Center
- Finalize Small Business Resource Center governance structure and begin building programs as described in the Business Plan
- Acquire funding and find a consultant to complete a Comprehensive Economic Development Strategy (CEDS) for the region

DEPARTMENTAL BUDGET REQUEST FOR FISCAL YEAR 2022-2023

The Department's Fiscal Year 2022-2023 Requested Budget represents an overall decrease of \$57,598 in expenditures, and an increase of \$0 in revenues, when compared to the Fiscal Year 2021-2022 Board Approved Budget. As a result, the Requested Net County Cost is decreased by \$57,598.

Personnel Costs increased by \$4,657 compared to the Fiscal Year 2021-2022 Board Approved Budget, due to COLA's and increased medical expenses.

Revenues

(There are no changes in this object category from the previous fiscal year.)

Personnel

The Department's Requested Budget represents no change in the number of fulltime equivalent (FTE) positions that are supported by this budget.

There are no changes to FTE's in this budget

Services & Supplies

5122 (CELL PHONES) increased by \$600: Actual costs of cell phone; **5265** (PROFESSIONAL & SPECIAL SERVICE) decreased by \$68,267: based on actual budgeted expenses; **5291** (OFFICE, SPACE & SITE RENTAL) decreased by \$14,000: No initial payment needed - just actual annual costs; **5331** (TRAVEL EXPENSE) increased by \$2,500: based on additional travel needs of staffing.

Support & Care of Persons

(There are no changes in this object category from the previous fiscal year.)

Fixed Assets

(There are no changes in this object category from the previous fiscal year.)

FISCAL YEAR 2022-2023 REDUCTION IMPACTS TO BASE BUDGET

Not Applicable

FISCAL YEAR 2022-2023 STATE/FEDERAL FUNDING SUMMARY

Not Applicable

FISCAL YEAR 2022-2023 REGULATORY COMPLIANCE SUMMARY

Not Applicable

MAJOR POLICY CONSIDERATIONS BEING REQUESTED

Not Applicable

COUNTY OF INYO
BUD002A - BUDGET REQUESTS

RUNDATE: 06/30/2022 TODAY'S DATE: 09/02/2022

FOR FISCAL YEARS: 07/01/2020 - 06/30/23

	YTD ACTUALS 06/30/2021	BOARD APPROVED 06/30/2022	WORKING BUDGET 06/30/2022	YTD ACTUALS 06/30/2022	DEPT REQUESTED 06/30/2023	CAO RECOMM 06/30/2023	BOARD APPROVED 06/30/2023
BUDGET UNIT: 010202 CAO ECONOMIC DEVELOPMENT							
FUND: 0001 GENERAL FUND							
REVENUES:							
4599 - OTHER AGENCIES	\$5,000	\$0	\$0	\$0	\$0	\$0	\$0
AID FROM OTHER GOVT AGENCIES	\$5,000	\$0	\$0	\$0	\$0	\$0	\$0
TOTAL REVENUES:	<u>\$5,000</u>	<u>\$0</u>	<u>\$0</u>	<u>\$0</u>	<u>\$0</u>	<u>\$0</u>	<u>\$0</u>
EXPENSES:							
5001 - SALARIED EMPLOYEES	\$13,921	\$148,676	\$148,676	\$105,275	\$168,046	\$168,046	\$0
5021 - RETIREMENT & SOCIAL SECURITY	\$1,187	\$11,616	\$11,616	\$8,187	\$12,741	\$12,741	\$0
5022 - PERS RETIREMENT	\$2,480	\$25,331	\$25,331	\$10,706	\$16,604	\$16,604	\$0
5024 - RETIREMENT-UNFUNDED LIAB	\$11,612	\$11,858	\$11,858	\$11,858	\$13,375	\$13,375	\$0
5031 - MEDICAL INSURANCE	\$177	\$19,351	\$19,351	\$6,264	\$10,620	\$10,620	\$0
5032 - DISABILITY INSURANCE	\$153	\$1,700	\$1,700	\$1,152	\$1,803	\$1,803	\$0
5043 - OTHER BENEFITS	\$1,445	\$1,444	\$1,444	\$1,445	\$1,444	\$1,444	\$0
SALARIES & BENEFITS	\$30,977	\$219,976	\$219,976	\$144,890	\$224,633	\$224,633	\$0
5122 - CELL PHONES	\$0	\$0	\$460	\$366	\$600	\$600	\$0
5232 - OFFICE & OTHER EQUIP < \$5,000	\$0	\$10,000	\$10,000	\$1,134	\$10,000	\$10,000	\$0
5263 - ADVERTISING	\$144	\$3,000	\$3,000	\$0	\$3,000	\$3,000	\$0
5265 - PROFESSIONAL & SPECIAL SERVICE	\$121,748	\$521,267	\$901,170	\$125,267	\$453,000	\$350,000	\$0
5291 - OFFICE, SPACE & SITE RENTAL	\$0	\$50,000	\$46,746	\$24,329	\$36,000	\$36,000	\$0
5311 - GENERAL OPERATING EXPENSE	\$350	\$13,000	\$12,540	\$521	\$13,000	\$13,000	\$0
5331 - TRAVEL EXPENSE	\$0	\$5,000	\$5,000	\$852	\$7,500	\$7,500	\$0
5351 - UTILITIES	\$0	\$0	\$3,254	\$3,253	\$0	\$0	\$0
SERVICES & SUPPLIES	\$122,243	\$602,267	\$982,170	\$155,725	\$523,100	\$420,100	\$0
5123 - TECH REFRESH EXPENSE	\$0	\$0	\$0	\$0	\$1,088	\$1,088	\$0
5127 - MOBILE DEVICE MANAGEMENT-INTER	\$0	\$0	\$0	\$2	\$0	\$0	\$0
5129 - INTERNAL COPY CHARGES (NON-IS)	\$129	\$500	\$500	\$71	\$500	\$500	\$0
5152 - WORKERS COMPENSATION	\$0	\$223	\$223	\$223	\$2,153	\$2,153	\$0
5155 - PUBLIC LIABILITY INSURANCE	\$0	\$347	\$347	\$347	\$3,441	\$3,441	\$0
5333 - MOTOR POOL	\$0	\$0	\$5,000	\$0	\$10,800	\$10,800	\$0

COUNTY OF INYO

BUD002A - BUDGET REQUESTS

RUNDATE: 06/30/2022 TODAY'S DATE: 09/02/2022

FOR FISCAL YEARS: 07/01/2020 - 06/30/23

	YTD ACTUALS 06/30/2021	BOARD APPROVED 06/30/2022	WORKING BUDGET 06/30/2022	YTD ACTUALS 06/30/2022	DEPT REQUESTED 06/30/2023	CAO RECOMM 06/30/2023	BOARD APPROVED 06/30/2023
INTERNAL CHARGES	\$129	\$1,070	\$6,070	\$643	\$17,982	\$17,982	\$0
TOTAL EXPENSES:	\$153,350	\$823,313	\$1,208,216	\$301,259	\$765,715	\$662,715	\$0
BUDGET UNIT: 010202 CAO ECONOMIC DEVELOPMENT	(\$148,350)	(\$823,313)	(\$1,208,216)	(\$301,259)	(\$765,715)	(\$662,715)	\$0

EMERGENCY PREPAREDNESS 20-21

623820

DEPARTMENTAL FUNCTIONS

This budget is for the disbursement of 2020 Emergency Management Performance Grant (EMPG) Program funds. The EMPG Program is to provide Federal Funds, passed down through the State, to assist local governments in preparing for all hazards. EMPG Program funds must be used to support activities that contribute to the Operational Area's (OA) capability to prevent, prepare for, mitigate against, respond to, and recover from emergencies and disasters, whether natural or man-made. A large portion of the EMPG budget supports the Emergency Services Manager (ESM) position for the County of Inyo. The ESM directs and coordinates all aspects of the day-to-day activities of the County's Office of Emergency Services including planning, training, education, intra-County and inter-agency communications, and developing, implementing and updating plans, reports, and policies to ensure the Inyo Operational Area has, to the extent practicable, planned and is prepared to mitigate and respond to natural and man made disasters in a manner that minimizes threats to life and property and facilitates recovery. The ESM serves as the liaison for communications between the County Office of Emergency Services and the California Office of Emergency Services (CalOES) as well as County departments and local, state and federal agencies that the County relies on to coordinate disaster planning, preparedness, response, and recovery operations.

MAJOR ACCOMPLISHMENTS IN FISCAL YEAR 2021-2022

- The ESM continued to provide support to the County EOC, departments and community in response to the COVID-19 Pandemic event. To and including working with CalOES and FEMA on Inyo's Public Assistance Request for reimbursement of eligible costs associated with the response to the COVID-19 Pandemic event.
- The ESM continues to participate on the quarterly Southern California Edison (SCE)-Public Safety Power Shutoff (PSPS) Advisory Board and PSPS Working Group meetings. The ESM works collaboratively with SCE as the Point Of Contact (POC) throughout the PSPS de-energization events, and as a POC for after event de-briefings and future planning events.
- The ESM, as the project manager, continues to work closely with the consultant/contractor as the County navigates through the update of the County of Inyo Emergency Operations Plan. The ESM participated in monthly project planning and coordination Zoom meetings with the consultant/contractor to keep them apprised of any issues or concerns regarding the project status or deliverables. The ESM coordinated with internal departments and external stakeholders to obtain information and data for input into the Emergency Operations Plan (EOP) appendices.
- The ESM worked closely with the California Fire Safe Council Regional Administrator to help facilitate the development and/or re-establishment of the local Fire Safe Councils. This includes becoming a stakeholder on the Regional Forest and Fire Capacity Program to help develop a wildfire mitigation project list for future grant funding opportunities.

GOALS FOR FISCAL YEAR 2022-2023

- The ESM will coordinate with the consultant/contractor to finalize the EOP

DEPARTMENTAL BUDGET REQUEST FOR FISCAL YEAR 2022-2023

The Department's Fiscal Year 2022-2023 Requested Budget represents an overall decrease of \$7,458 in expenditures, and a decrease of \$7,458 in revenues, when compared to the Fiscal Year 2021-2022 Board Approved Budget. As a result, the Requested Net County Cost is increased by \$0.

Personnel Costs did not change compared to the Fiscal Year 2021-2022 Board Approved Budget.

Revenues

4498 (STATE GRANTS) decreased by \$7,458: Due to state allocation.

Personnel

The Department's Requested Budget represents no change in the number of fulltime equivalent (FTE) positions that are supported by this budget.

The salary for the personnel assigned to this budget will come out of the 2022 EMPG Grant.

Services & Supplies

5265 (PROFESSIONAL & SPECIAL SERVICE) decreased by \$1,458: Due to state allocation. The funds in this grant are allocated towards consultant/contractor costs to update the County's EOP.

Support & Care of Persons

(There are no changes in this object category from the previous fiscal year.)

Fixed Assets

(There are no changes in this object category from the previous fiscal year.)

FISCAL YEAR 2022-2023 REDUCTION IMPACTS TO BASE BUDGET

N/A

FISCAL YEAR 2022-2023 STATE/FEDERAL FUNDING SUMMARY

The Emergency Management Performance Grant is comprised of Federal Department of Homeland Security funding administered through the California Office of Emergency Services (CalOES). The allocation for Fiscal Year 2020 was \$128,741. The Performance Period for this grant runs from July 1, 2020 through June 30, 2022; however, to finalize the EOP, the grant performance period was extended through August 31, 2022,

FISCAL YEAR 2022-2023 REGULATORY COMPLIANCE SUMMARY

N/A

MAJOR POLICY CONSIDERATIONS BEING REQUESTED

The EMPG Program grant requires a dollar-for-dollar County match, which can be an in-kind match. The Disaster Services Budget #023700 and the General Relief Budget #010205 will provide the General Fund match for this grant.

COUNTY OF INYO
BUD002A - BUDGET REQUESTS

RUNDATE: 06/30/2022 TODAY'S DATE: 09/02/2022

FOR FISCAL YEARS: 07/01/2020 - 06/30/23

	YTD ACTUALS 06/30/2021	BOARD APPROVED 06/30/2022	WORKING BUDGET 06/30/2022	YTD ACTUALS 06/30/2022	DEPT REQUESTED 06/30/2023	CAO RECOMM 06/30/2023	BOARD APPROVED 06/30/2023
BUDGET UNIT: 623820 EMERGENCY PREPAREDNESS 20-21							
FUND: 6873 EMPG 20-21							
REVENUES:							
4498 - STATE GRANTS	\$72,220	\$46,199	\$48,741	\$3,674	\$38,741	\$38,741	\$0
AID FROM OTHER GOVT AGENCIES	\$72,220	\$46,199	\$48,741	\$3,674	\$38,741	\$38,741	\$0
TOTAL REVENUES:	<u>\$72,220</u>	<u>\$46,199</u>	<u>\$48,741</u>	<u>\$3,674</u>	<u>\$38,741</u>	<u>\$38,741</u>	<u>\$0</u>
EXPENSES:							
5001 - SALARIED EMPLOYEES	\$48,278	\$0	\$0	\$0	\$0	\$0	\$0
5004 - STANDBY TIME	\$50	\$0	\$0	\$0	\$0	\$0	\$0
5021 - RETIREMENT & SOCIAL SECURITY	\$3,539	\$0	\$0	\$0	\$0	\$0	\$0
5022 - PERS RETIREMENT	\$8,621	\$0	\$0	\$0	\$0	\$0	\$0
5024 - RETIREMENT-UNFUNDED LIAB	\$5,806	\$0	\$0	\$0	\$0	\$0	\$0
5031 - MEDICAL INSURANCE	\$4,139	\$0	\$0	\$0	\$0	\$0	\$0
5032 - DISABILITY INSURANCE	\$502	\$0	\$0	\$0	\$0	\$0	\$0
SALARIES & BENEFITS	\$70,938	\$0	\$0	\$0	\$0	\$0	\$0
5265 - PROFESSIONAL & SPECIAL SERVICE	\$0	\$40,199	\$38,741	\$0	\$38,741	\$38,741	\$0
5311 - GENERAL OPERATING EXPENSE	\$0	\$0	\$2,000	\$630	\$0	\$0	\$0
5331 - TRAVEL EXPENSE	\$0	\$0	\$1,500	\$1,331	\$0	\$0	\$0
SERVICES & SUPPLIES	\$0	\$40,199	\$42,241	\$1,961	\$38,741	\$38,741	\$0
5152 - WORKERS COMPENSATION	\$597	\$0	\$0	\$0	\$0	\$0	\$0
5155 - PUBLIC LIABILITY INSURANCE	\$496	\$0	\$0	\$0	\$0	\$0	\$0
5333 - MOTOR POOL	\$3,863	\$6,000	\$6,500	\$0	\$0	\$0	\$0
INTERNAL CHARGES	\$4,956	\$6,000	\$6,500	\$0	\$0	\$0	\$0
TOTAL EXPENSES:	<u>\$75,894</u>	<u>\$46,199</u>	<u>\$48,741</u>	<u>\$1,961</u>	<u>\$38,741</u>	<u>\$38,741</u>	<u>\$0</u>
BUDGET UNIT: 623820 EMERGENCY PREPAREDNESS 20-21	(\$3,674)	\$0	\$0	\$1,712	\$0	\$0	\$0

EMERGENCY PREPAREDNESS 21-22

623821

DEPARTMENTAL FUNCTIONS

This budget is for the disbursement of 2021 Emergency Management Performance Grant (EMPG) Program funds. The EMPG Program is to provide Federal Funds, passed down through the State, to assist local governments in preparing for all hazards. EMPG Program funds must be used to support activities that contribute to the Operation Area's Capability to prevent, prepare for, mitigate against, respond to, and recover from emergencies and disasters, whether natural or man-made. A large portion of the EMPG budget supports the Emergency Services Manager (ESM) position for the County of Inyo. The ESM directs and coordinates all aspects of the day-to-day activities of the County's Office of Emergency Services including planning, training, education, intra-County and inter-agency communications, and developing, implementing and updating plans, reports, and policies to ensure the Inyo Operational Area has, to the extent practicable, planned and is prepared to mitigate and respond to natural and man made disasters in a manner that minimizes threats to life and property and facilitates recovery. The ESM serves as the liaison for communications between the County Office of Emergency Services and the California Office of Emergency Services (CalOES) as well as County departments and local, state and federal agencies that the County relies on to coordinate disaster planning, preparedness, response, and recovery operations.

MAJOR ACCOMPLISHMENTS IN FISCAL YEAR 2021-2022

- The vacant ESM position was filled.
- As the ESM position was vacant for several months the previous fiscal year, the majority of tasks in this grant will be completed in FY22-23.

GOALS FOR FISCAL YEAR 2022-2023

- The ESM will continue to work closely with SCE as the POC throughout PSPS de-energization events, and as a POC for after event de-briefings.
- The ESM will continue to coordinate the delivery of emergency services training for all County staff, ensuring that every County employee attains and maintains at least a minimal level of knowledge relative to their role.
- The ESM will continue to complete and submit the annual EMPG Program grant application. In addition, the ESM will continue to pursue additional grant opportunities to provide additional funds to better prepare the County and it's communities for emergencies and disasters.

DEPARTMENTAL BUDGET REQUEST FOR FISCAL YEAR 2022-2023

The Department's Fiscal Year 2022-2023 Requested Budget represents an overall increase of \$2,554 in expenditures, and an increase of \$2,554 in revenues, when compared to the Fiscal Year 2021-2022 Board Approved Budget. As a result, the Requested Net County Cost is increased by \$0.

Personnel Costs did not change compared to the Fiscal Year 2021-2022 Board Approved Budget.

Revenues

4498 (STATE GRANTS) increased by \$2,554: The revenues for this budget are based on allocations by the State.

Personnel

The Department's Requested Budget represents no change in the number of fulltime equivalent (FTE) positions that are supported by this budget.

The ESM salary will not be funded with this grant in this fiscal year.

Services & Supplies

5265 (PROFESSIONAL & SPECIAL SERVICE) decreased by \$40,199: The Emergency Operations Plan (EOP) was completed in fiscal year 21/22. There are no requests for professional and special services within this budget. These funds were reallocated to other items; **5311** (GENERAL OPERATING EXPENSE) increased by \$24,753: Increased operating expenses to purchase necessary outreach and educational materials to improve overall communication and coordination with the public; **5331** (TRAVEL EXPENSE) increased by \$4,000: Increased travel expenses to send the new ESM to relevant trainings.

Support & Care of Persons

(There are no changes in this object category from the previous fiscal year.)

Fixed Assets

5650 (EQUIPMENT) increased by \$10,000: Inyo County purchased bulk material handling equipment (a forklift) with 2020 EMPG-S funding. Due to the Operational Area large jurisdictional area of responsibility, the forklift may need to be transported to various identified shelter or POD sites. The equipment transportation trailer will assist with deployment of the forklift to different locations throughout the OA.

FISCAL YEAR 2022-2023 REDUCTION IMPACTS TO BASE BUDGET

N/A

FISCAL YEAR 2022-2023 STATE/FEDERAL FUNDING SUMMARY

The Emergency Management Performance Grant is comprised of Federal Department of Homeland Security funding administered through the California Office of Emergency Services (CalOES). Inyo County's 2021 EMPG Grant Allocation was \$128,753. The Performance Period for this grant runs from July 1, 2021 through June 30, 2023.

FISCAL YEAR 2022-2023 REGULATORY COMPLIANCE SUMMARY

N/A

MAJOR POLICY CONSIDERATIONS BEING REQUESTED

The EMPG Program grant requires a dollar-for-dollar County match, which can be an in-kind match. The Disaster Services Budget #023700 and the General Relief Budget #010205 will provide the General Fund match for this grant.

COUNTY OF INYO
BUD002A - BUDGET REQUESTS

RUNDATE: 06/30/2022 TODAY'S DATE: 09/02/2022

FOR FISCAL YEARS: 07/01/2020 - 06/30/23

	YTD ACTUALS 06/30/2021	BOARD APPROVED 06/30/2022	WORKING BUDGET 06/30/2022	YTD ACTUALS 06/30/2022	DEPT REQUESTED 06/30/2023	CAO RECOMM 06/30/2023	BOARD APPROVED 06/30/2023
BUDGET UNIT: 623821 EMERGENCY PREPAREDNESS 21-22							
FUND: 6881 EMERGENCY PREPAREDNESS 21-22							
REVENUES:							
4498 - STATE GRANTS	\$0	\$128,741	\$128,741	\$0	\$48,753	\$48,753	\$0
AID FROM OTHER GOVT AGENCIES	\$0	\$128,741	\$128,741	\$0	\$48,753	\$48,753	\$0
TOTAL REVENUES:	\$0	\$128,741	\$128,741	\$0	\$48,753	\$48,753	\$0
EXPENSES:							
5001 - SALARIED EMPLOYEES	\$0	\$50,888	\$44,121	\$39,274	\$0	\$0	\$0
5021 - RETIREMENT & SOCIAL SECURITY	\$0	\$3,940	\$3,940	\$3,438	\$0	\$0	\$0
5022 - PERS RETIREMENT	\$0	\$8,671	\$8,671	\$5,883	\$0	\$0	\$0
5024 - RETIREMENT-UNFUNDED LIAB	\$0	\$5,928	\$5,928	\$5,928	\$0	\$0	\$0
5031 - MEDICAL INSURANCE	\$0	\$4,519	\$4,086	\$4,415	\$0	\$0	\$0
5032 - DISABILITY INSURANCE	\$0	\$611	\$611	\$514	\$0	\$0	\$0
5043 - OTHER BENEFITS	\$0	\$0	\$7,200	\$6,932	\$0	\$0	\$0
SALARIES & BENEFITS	\$0	\$74,557	\$74,557	\$66,387	\$0	\$0	\$0
5265 - PROFESSIONAL & SPECIAL SERVICE	\$0	\$39,842	\$34,842	\$0	\$0	\$0	\$0
5311 - GENERAL OPERATING EXPENSE	\$0	\$0	\$0	\$0	\$24,753	\$24,753	\$0
5331 - TRAVEL EXPENSE	\$0	\$0	\$5,000	\$1,452	\$4,000	\$4,000	\$0
SERVICES & SUPPLIES	\$0	\$39,842	\$39,842	\$1,452	\$28,753	\$28,753	\$0
5152 - WORKERS COMPENSATION	\$0	\$779	\$779	\$779	\$0	\$0	\$0
5155 - PUBLIC LIABILITY INSURANCE	\$0	\$1,213	\$1,213	\$1,213	\$0	\$0	\$0
5315 - COUNTY COST PLAN	\$0	\$2,350	\$2,350	\$2,350	\$0	\$0	\$0
5333 - MOTOR POOL	\$0	\$10,000	\$10,000	\$2,362	\$10,000	\$10,000	\$0
INTERNAL CHARGES	\$0	\$14,342	\$14,342	\$6,704	\$10,000	\$10,000	\$0
5650 - EQUIPMENT	\$0	\$0	\$0	\$0	\$10,000	\$10,000	\$0
FIXED ASSETS	\$0	\$0	\$0	\$0	\$10,000	\$10,000	\$0
TOTAL EXPENSES:	\$0	\$128,741	\$128,741	\$74,544	\$48,753	\$48,753	\$0
BUDGET UNIT: 623821 EMERGENCY PREPAREDNESS 21-22	\$0	\$0	\$0	(\$74,544)	\$0	\$0	\$0

EMERGENCY PREPAREDNESS 22-23

623822

DEPARTMENTAL FUNCTIONS

This budget is for the disbursement of 2022 Emergency Management Performance Grant (EMPG) Program funds. The EMPG Program is to provide Federal Funds, passed down through the State, to assist local governments in preparing for all hazards. EMPG Program funds must be used to support activities that contribute to the Operation Area's Capability to prevent, prepare for, mitigate against, respond to, and recover from emergencies and disasters, whether natural or man-made. A large portion of the EMPG budget supports the Emergency Services Manager (ESM) position for the County of Inyo. The ESM directs and coordinates all aspects of the day-to-day activities of the County's Office of Emergency Services including planning, training, education, intra-County and inter-agency communications, and developing, implementing and updating plans, reports, and policies to ensure the Inyo Operational Area has, to the extent practicable, planned and is prepared to mitigate and respond to natural and man made disasters in a manner that minimizes threats to life and property and facilitates recovery. The ESM serves as the liaison for communications between the County Office of Emergency Services and the California Office of Emergency Services (CalOES) as well as County departments and local, state and federal agencies that the County relies on to coordinate disaster planning, preparedness, response, and recovery operations.

MAJOR ACCOMPLISHMENTS IN FISCAL YEAR 2021-2022

- This is a new Budget for 2022

GOALS FOR FISCAL YEAR 2022-2023

- The ESM will continue to work closely with SCE as the POC throughout PSPS de-energization events, and as a POC for after event de-briefings.
- The ESM will continue to coordinate the delivery of emergency services training for all County staff, ensuring that every County employee attains and maintains at least a minimal level of knowledge relative to their role.
- The ESM will continue to complete and submit the annual EMPG Program grant application. In addition, the ESM will continue to pursue additional grant opportunities to provide additional funds to better prepare the County and it's communities for emergencies and disasters.
- The ESM will partner with a consultant to improve and manage the County's Office of Emergency Services website to increase awareness and knowledge of preparedness, mitigation, response, and recovery efforts for the public.

DEPARTMENTAL BUDGET REQUEST FOR FISCAL YEAR 2022-2023

The Department's Fiscal Year 2022-2023 Requested Budget represents an overall increase of \$12 in expenditures, and an increase of \$12 in revenues, when compared to the Fiscal Year 2021-2022 Board Approved Budget. As a result, the Requested Net County Cost is increased by \$0.

Personnel Costs decreased by \$8,757 compared to the Fiscal Year 2021-2022 Board Approved Budget, due to the retirement of the prior Emergency Services Manager, and the hiring of a new ESM that has lower longevity, steps and insurance.

Revenues

4498 (STATE GRANTS) increased by \$12: Based on allocation by the State.

Personnel

The Department's Requested Budget represents no change in the number of fulltime equivalent (FTE) positions that are supported by this budget.

The ESM will be funded 50% in the EMPG Grant and 50% in Disaster Services this fiscal year

Services & Supplies

5265 (PROFESSIONAL & SPECIAL SERVICE) decreased by \$8,243: Professional and special service costs have decreased compared to 21/22 because the County's Emergency Operations Plan, which required a consultant to complete, is finished. The professional services needed from this fiscal year are for updating and managing the County's OES website, which is less extensive/expensive than the EOP; 5311 (GENERAL OPERATING EXPENSE) increased by \$13,753: General operating expenses have increased to provide funding to conduct countywide exercises and trainings to improve the county's ability to prepare for, mitigate, respond, and recover from disasters; 5331 (TRAVEL EXPENSE) increased by \$3,000: Travel expenses have increased to send the new ESM to relevant trainings.

Support & Care of Persons

(There are no changes in this object category from the previous fiscal year.)

Fixed Assets

(There are no changes in this object category from the previous fiscal year.)

FISCAL YEAR 2022-2023 REDUCTION IMPACTS TO BASE BUDGET

N/A

FISCAL YEAR 2022-2023 STATE/FEDERAL FUNDING SUMMARY

The Emergency Management Performance Grant is comprised of Federal Department of Homeland Security funding administered through the California Office of Emergency Services (CalOES). Inyo County's 2021 EMPG Grant Allocation was \$128,753. The allocation for Fiscal Year 2022 is not known at this time, but it is anticipated to be very close to the same allocation as last year. The Performance Period for this grant runs from July 1, 2022 through June 30, 2024.

FISCAL YEAR 2022-2023 REGULATORY COMPLIANCE SUMMARY

N/A

MAJOR POLICY CONSIDERATIONS BEING REQUESTED

The EMPG Program grant requires a dollar-for-dollar County match, which can be an in-kind match. The Disaster Services Budget #023700 and the General Relief Budget #010205 will provide the General Fund match for this grant.

FISH & GAME

024200

DEPARTMENTAL FUNCTIONS

California statute provides that county governments have authority over the expenditures of one-half of the fines assessed in the county for infractions against Fish and Game Codes. This budget is used to track the revenues and expenditures of these funds paid to Inyo County. Expenditures, aside from those paid to cover the services of the Fish and Game Commission secretary, are recommended for approval through a vote for the Fish and Game Commission and either approved or denied by the Inyo County Board of Supervisors.

MAJOR ACCOMPLISHMENTS IN FISCAL YEAR 2021-2022

- Supported a \$1,000 expenditure from the Fiscal Year 2021-2022 Fine Fund Budget to the Wildcare Eastern Sierra for the rehabilitation of injured and orphaned wildlife.
- Supported the efforts of the Inyo County Fish and Wildlife Commission to stay informed of the latest developments, research, and projects of importance to Inyo County
- Gradually resumed monthly meetings.

GOALS FOR FISCAL YEAR 2022-2023

- Entertain future requests that could pertain to supplemental fish planting in Inyo County.
- Continue to monitor legislation and other policy/issues likely to affect fishing and hunting activities in Inyo County, and to support the Advisory Commission's lobbying efforts where appropriate.
- Identify opportunities to partner with other groups and agencies to maximize dollars and fully leverage promotional opportunities

DEPARTMENTAL BUDGET REQUEST FOR FISCAL YEAR 2022-2023

The Department's Fiscal Year 2022-2023 Requested Budget represents an overall increase of \$0 in expenditures, and an increase of \$0 in revenues, when compared to the Fiscal Year 2021-2022 Board Approved Budget. As a result, the Requested Net County Cost is increased by \$0.

Personnel Costs did not change compared to the Fiscal Year 2021-2022 Board Approved Budget.

Revenues

(There are no changes in this object category from the previous fiscal year.)

Personnel

The Department's Requested Budget represents no change in the number of fulltime equivalent (FTE) positions that are supported by this budget.

This budget does not include Inyo County personnel.

Services & Supplies

(There are no changes in this object category from the previous fiscal year.)

Support & Care of Persons

(There are no changes in this object category from the previous fiscal year.)

Fixed Assets

(There are no changes in this object category from the previous fiscal year.)

FISCAL YEAR 2022-2023 REDUCTION IMPACTS TO BASE BUDGET

N/A

FISCAL YEAR 2022-2023 STATE/FEDERAL FUNDING SUMMARY

The revenue for this budget is derived from the County's portion of legal fines assessed in Inyo County for violation of California Fish and Game codes.

FISCAL YEAR 2022-2023 REGULATORY COMPLIANCE SUMMARY

N/A

MAJOR POLICY CONSIDERATIONS BEING REQUESTED

N/A

COUNTY OF INYO

BUD002A - BUDGET REQUESTS

RUNDATE: 06/30/2022 TODAY'S DATE: 09/02/2022

FOR FISCAL YEARS: 07/01/2020 - 06/30/23

	YTD ACTUALS 06/30/2021	BOARD APPROVED 06/30/2022	WORKING BUDGET 06/30/2022	YTD ACTUALS 06/30/2022	DEPT REQUESTED 06/30/2023	CAO RECOMM 06/30/2023	BOARD APPROVED 06/30/2023
BUDGET UNIT: 024200 FISH & GAME							
FUND: 0008 FISH & GAME							
REVENUES:							
4213 - FISH & GAME FINES	\$6,795	\$6,000	\$6,000	\$4,985	\$6,000	\$6,000	\$0
FINES & FORFEITURES	\$6,795	\$6,000	\$6,000	\$4,985	\$6,000	\$6,000	\$0
TOTAL REVENUES:	<u>\$6,795</u>	<u>\$6,000</u>	<u>\$6,000</u>	<u>\$4,985</u>	<u>\$6,000</u>	<u>\$6,000</u>	<u>\$0</u>
EXPENSES:							
5265 - PROFESSIONAL & SPECIAL SERVICE	\$2,400	\$2,400	\$2,400	\$2,400	\$2,400	\$2,400	\$0
5311 - GENERAL OPERATING EXPENSE	\$0	\$6,940	\$6,940	\$1,000	\$6,940	\$6,940	\$0
5331 - TRAVEL EXPENSE	\$67	\$360	\$360	\$204	\$360	\$360	\$0
SERVICES & SUPPLIES	\$2,467	\$9,700	\$9,700	\$3,604	\$9,700	\$9,700	\$0
TOTAL EXPENSES:	<u>\$2,467</u>	<u>\$9,700</u>	<u>\$9,700</u>	<u>\$3,604</u>	<u>\$9,700</u>	<u>\$9,700</u>	<u>\$0</u>
BUDGET UNIT: 024200 FISH & GAME	\$4,327	(\$3,700)	(\$3,700)	\$1,380	(\$3,700)	(\$3,700)	\$0

CAO-GENERAL RELIEF FUND

010205

DEPARTMENTAL FUNCTIONS

This is a Non-General Fund budget that is administered through the County Administrator's Office. The purpose of this budget is to provide some emergency "back-up" funding, albeit limited and very likely insufficient, to enhance the County's ability to respond and plan for emergencies. Typically, the various budgets of departments responding to emergencies (e.g., Sheriff, Health and Human Services, Public Works, Roads, etc.) are robust and flexible enough to allow an individual department to make any expenditure necessary to respond to the emergency and, hopefully, if necessary, seek reimbursement later on (if available from state or federal resources). This budget also provides a limited source of funding in situations where a department (due to the nearing end of the fiscal year or other reasons) may not have the appropriation authority necessary to respond to a particular emergency need. It also provides some support for special emergency services related grant projects that may require an unsubstantial amount of local match funds. The General Relief Fund was established with reimbursements the County received for expenditures undertaken in responding to emergencies occurring in past years that were not necessary to maintain budget solvency in the budgets from which expenditures originally occurred. Rather than let this non-reoccurring revenue fall to Fund Balance in the General Fund, the money has been placed in the General Relief Fund.

MAJOR ACCOMPLISHMENTS IN FISCAL YEAR 2021-2022

- Ability to fund tree services after the "wind event"
- Hired a new Emergency Services Manager for Disaster Programs - started the training process

GOALS FOR FISCAL YEAR 2022-2023

- Continue to see new grant funding opportunities to assist with disaster planning and preparedness activities
- Continue to work with CalOES and FEMA

DEPARTMENTAL BUDGET REQUEST FOR FISCAL YEAR 2022-2023

The Department's Fiscal Year 2022-2023 Requested Budget represents an overall increase of \$104,379 in expenditures, and an increase of \$55,433 in revenues, when compared to the Fiscal Year 2021-2022 Board Approved Budget. As a result, the Requested Net County Cost is increased by \$48,946.

Personnel Costs did not change compared to the Fiscal Year 2021-2022 Board Approved Budget.

Revenues

4499 (STATE OTHER) increased by \$55,433: Remaining funds allocated from the State for the 2019 PSPS Resiliency Grant.

Personnel

The Department's Requested Budget represents no change in the number of fulltime equivalent (FTE) positions that are supported by this budget.

There are no personnel in this budget

Services & Supplies

5263 (ADVERTISING) increased by \$0: All remaining funds for the 2019 PSPS Resiliency Grant are allocated towards general operating expenses, to purchase backup generators and related equipment; **5265** (PROFESSIONAL & SPECIAL SERVICE) increased by \$100,000: To provide flexibility for additional service that may be need to deal with the fire or floods; **5311** (GENERAL OPERATING EXPENSE) increased by \$47,636: All remaining funds for the 2019 PSPS Resiliency Grant are allocated towards general operating expenses, to purchase backup generators and related equipment.

Support & Care of Persons

(There are no changes in this object category from the previous fiscal year.)

Fixed Assets

5650 (EQUIPMENT) decreased by \$43,257: most equipment purchased in previous fiscal year, remaining 2019 PSPS Resiliency Grant funds are allocated to general operating expenses to purchase generator accessories.

FISCAL YEAR 2022-2023 REDUCTION IMPACTS TO BASE BUDGET

Not Applicable

FISCAL YEAR 2022-2023 STATE/FEDERAL FUNDING SUMMARY

Not Applicable

FISCAL YEAR 2022-2023 REGULATORY COMPLIANCE SUMMARY

Not Applicable

MAJOR POLICY CONSIDERATIONS BEING REQUESTED

Not Applicable

COUNTY OF INYO
BUD002A - BUDGET REQUESTS

RUNDATE: 06/30/2022 TODAY'S DATE: 09/02/2022

FOR FISCAL YEARS: 07/01/2020 - 06/30/23

	YTD ACTUALS 06/30/2021	BOARD APPROVED 06/30/2022	WORKING BUDGET 06/30/2022	YTD ACTUALS 06/30/2022	DEPT REQUESTED 06/30/2023	CAO RECOMM 06/30/2023	BOARD APPROVED 06/30/2023
BUDGET UNIT: 010205 CAO-GENERAL RELIEF FUND							
FUND: 0035 CAO-GENERAL RELIEF FUND							
REVENUES:							
4499 - STATE OTHER	\$134,656	\$0	\$0	\$0	\$55,433	\$55,433	\$0
AID FROM OTHER GOVT AGENCIES	\$134,656	\$0	\$0	\$0	\$55,433	\$55,433	\$0
4998 - OPERATING TRANSFERS IN	\$0	\$0	\$0	\$3,756	\$0	\$0	\$0
OTHER FINANCING SOURCES	\$0	\$0	\$0	\$3,756	\$0	\$0	\$0
TOTAL REVENUES:	<u>\$134,656</u>	<u>\$0</u>	<u>\$0</u>	<u>\$3,756</u>	<u>\$55,433</u>	<u>\$55,433</u>	<u>\$0</u>
EXPENSES:							
5263 - ADVERTISING	\$0	\$2,000	\$2,000	\$0	\$2,000	\$2,000	\$0
5265 - PROFESSIONAL & SPECIAL SERVICE	\$26,681	\$0	\$216,703	\$7,689	\$100,000	\$100,000	\$0
5311 - GENERAL OPERATING EXPENSE	\$1,800	\$7,797	\$7,797	\$3,811	\$55,433	\$55,433	\$0
SERVICES & SUPPLIES	\$28,481	\$9,797	\$226,500	\$11,500	\$157,433	\$157,433	\$0
5650 - EQUIPMENT	\$153,733	\$68,257	\$83,665	\$17,407	\$25,000	\$25,000	\$0
FIXED ASSETS	\$153,733	\$68,257	\$83,665	\$17,407	\$25,000	\$25,000	\$0
5801 - OPERATING TRANSFERS OUT	\$0	\$0	\$0	\$161	\$0	\$100,000	\$0
OTHER FINANCING USES	\$0	\$0	\$0	\$161	\$0	\$100,000	\$0
TOTAL EXPENSES:	<u>\$182,215</u>	<u>\$78,054</u>	<u>\$310,165</u>	<u>\$29,070</u>	<u>\$182,433</u>	<u>\$282,433</u>	<u>\$0</u>
BUDGET UNIT: 010205 CAO-GENERAL RELIEF FUND	(\$47,559)	(\$78,054)	(\$310,165)	(\$25,314)	(\$127,000)	(\$227,000)	\$0

GRANTS IN SUPPORT

011402

DEPARTMENTAL FUNCTIONS

This budget provides funding for the County of Inyo's Grants-In-Support (GIS) Program. Under the direction of the Board of Supervisors, the GIS Program recognizes that social, cultural, recreational, and performing arts organizations, as well as area services agencies, make significant contributions to the overall quality of life in Inyo County and seeks to provide funding to assist in supporting their missions.

The GIS Program resides in the County's General Fund. However, in 2006-2007 and 2007-2008 fiscal years the County received Indian Gaming Special Distribution Fund monies that were utilized on the GIS program.. This source of non-General Fund program support became unavailable beginning in Fiscal Year 2008-2009. As a result, if your Board approves the GIS Program funding for Fiscal Year 2021-2022, it will once again be funded entirely from the County's General Fund.

MAJOR ACCOMPLISHMENTS IN FISCAL YEAR 2021-2022

- Prepared and administered GIS contracts with the County's long-term GIS partners.
- Streamlined the payment process involving the grants.
- Distributed semi-annual and annual progress reports to the Board from our GIS partners.

GOALS FOR FISCAL YEAR 2022-2023

- Continue to try to identify a level of funding, commensurate with the County's fiscal means, to continue supporting the County's long-term GIS partners.
- Maintain funding at the same levels provided for in the Board Approved Fiscal Year 2021-2022 Budget: California Indian Legal Services - \$8,000 Child Care Connection - \$10,000; Eastern Sierra Avalanche Center - \$5,000; Friends of Mt. Whitney Fish Hatchery - \$10,000; Inyo Council for the Arts -\$39,129; Laws Railroad Museum - \$25,807; Wild Iris - \$14,684.
- Provide funding to support the annual operation of the Tecopa Water Kiosk.

DEPARTMENTAL BUDGET REQUEST FOR FISCAL YEAR 2022-2023

The Department's Fiscal Year 2022-2023 Requested Budget represents an overall increase of \$8,000 in expenditures, and an increase of \$0 in revenues, when compared to the Fiscal Year 2021-2022 Board Approved Budget. As a result, the Requested Net County Cost is increased by \$8,000.

Funding for "Professional and Special Services" was added to this budget to support the Tecopa Water Kiosk.

Personnel Costs did not change compared to the Fiscal Year 2021-2022 Board Approved Budget.

Revenues

(There are no changes in this object category from the previous fiscal year.)

Personnel

The Department's Requested Budget represents no change in the number of fulltime equivalent (FTE) positions that are supported by this budget.

There are no personnel costs in this budget. Administration of GIS contracts is provided by staff funded in the CAO - General Budget.

Services & Supplies

5265 (PROFESSIONAL & SPECIAL SERVICE) increased by \$3,000: Funding to support operation of the Tecopa Water Kiosk.

Support & Care of Persons

(There are no changes in this object category from the previous fiscal year.)

Fixed Assets

(There are no changes in this object category from the previous fiscal year.)

FISCAL YEAR 2022-2023 REDUCTION IMPACTS TO BASE BUDGET

The GIS Program is not a mandated program.

FISCAL YEAR 2022-2023 STATE/FEDERAL FUNDING SUMMARY

N/A

FISCAL YEAR 2022-2023 REGULATORY COMPLIANCE SUMMARY

N/A

MAJOR POLICY CONSIDERATIONS BEING REQUESTED

Appropriation of these General Fund monies is completely discretionary.

COUNTY OF INYO
BUD002A - BUDGET REQUESTS

RUNDATE: 06/30/2022 TODAY'S DATE: 09/02/2022

FOR FISCAL YEARS: 07/01/2020 - 06/30/23

	YTD ACTUALS 06/30/2021	BOARD APPROVED 06/30/2022	WORKING BUDGET 06/30/2022	YTD ACTUALS 06/30/2022	DEPT REQUESTED 06/30/2023	CAO RECOMM 06/30/2023	BOARD APPROVED 06/30/2023
BUDGET UNIT: 011402 GRANTS IN SUPPORT							
FUND: 0001 GENERAL FUND							
REVENUES:							
TOTAL REVENUES:	\$0	\$0	\$0	\$0	\$0	\$0	\$0
EXPENSES:							
5265 - PROFESSIONAL & SPECIAL SERVICE SERVICES & SUPPLIES	\$0	\$0	\$0	\$0	\$3,000	\$3,000	\$0
5516 - COMM CONN FOR CHILD CARE	\$10,000	\$10,000	\$10,000	\$5,291	\$10,000	\$10,000	\$0
5520 - INYO ARTS COUNCIL CONTRIBUTION	\$39,129	\$39,129	\$39,129	\$39,129	\$39,129	\$40,000	\$0
5521 - LAWS RR MUSEUM CONTRIBUTION	\$25,807	\$25,807	\$25,807	\$25,807	\$25,807	\$26,000	\$0
5523 - WILD IRIS CONTRIBUTION	\$0	\$14,864	\$14,865	\$0	\$14,864	\$15,000	\$0
5531 - CALIFORNIA INDIAN LEGAL SERVIC	\$8,000	\$8,000	\$8,000	\$8,000	\$8,000	\$8,000	\$0
5533 - EAST SIERRA AVALANCHE SOCIETY	\$5,000	\$5,000	\$5,000	\$5,000	\$5,000	\$5,000	\$0
5537 - MT. WHITNEY FISH HATCHERY	\$10,000	\$10,000	\$10,000	\$10,000	\$10,000	\$10,000	\$0
5539 - OTHER AGENCY CONTRIBUTIONS OTHER CHARGES	\$0	\$0	\$0	\$0	\$5,000	\$5,000	\$0
	\$97,936	\$112,800	\$112,801	\$93,227	\$117,800	\$119,000	\$0
TOTAL EXPENSES:	\$97,936	\$112,800	\$112,801	\$93,227	\$120,800	\$122,000	\$0
BUDGET UNIT: 011402 GRANTS IN SUPPORT	(\$97,936)	(\$112,800)	(\$112,801)	(\$93,227)	(\$120,800)	(\$122,000)	\$0

GREAT BASIN APC GRANT 610189

DEPARTMENTAL FUNCTIONS

Great Basin Unified Air Pollutions Control District allocated \$820,063 for Clean Air Projects Program (CAPP II) contracts. The funding was originally slated to be expended by June 30, 2022, however an extension through June 30, 2023 was requested and approved. This budget allows for the expenditure of this grant.

MAJOR ACCOMPLISHMENTS IN FISCAL YEAR 2021-2022

- Solar panel at the Lone Pine Landfill has been moved forward and is expected to be completed soon
- Public Works moving forward with the Courthouse renovations

GOALS FOR FISCAL YEAR 2022-2023

- Finalize projects

DEPARTMENTAL BUDGET REQUEST FOR FISCAL YEAR 2022-2023

The Department's Fiscal Year 2022-2023 Requested Budget represents an overall increase of \$0 in expenditures, and a decrease of \$820,063 in revenues, when compared to the Fiscal Year 2021-2022 Board Approved Budget. As a result, the Requested Net County Cost is increased by \$820,063.

The revenue was all received in the previous fiscal year, and now sits in the Great Basin Fund Balance.

Personnel Costs did not change compared to the Fiscal Year 2021-2022 Board Approved Budget.

Revenues

4599 (OTHER AGENCIES) decreased by \$820,063: Revenue received in previous fiscal year.

Personnel

The Department's Requested Budget represents no change in the number of fulltime equivalent (FTE) positions that are supported by this budget.

There are no personnel budgeted in this budget. Administration over this grant is provided by staff in the CAO Budget.

Services & Supplies

5265 (PROFESSIONAL & SPECIAL SERVICE) increased by \$100,000: contract for courthouse overview.

Support & Care of Persons

(There are no changes in this object category from the previous fiscal year.)

Fixed Assets

(There are no changes in this object category from the previous fiscal year.)

FISCAL YEAR 2022-2023 REDUCTION IMPACTS TO BASE BUDGET

Projects that are identified for this funding might not otherwise be possible, or would need to be considered at the expense of other projects funded elsewhere in the County Budget.

FISCAL YEAR 2022-2023 STATE/FEDERAL FUNDING SUMMARY

Not Applicable

FISCAL YEAR 2022-2023 REGULATORY COMPLIANCE SUMMARY

Not Applicable

MAJOR POLICY CONSIDERATIONS BEING REQUESTED

Not Applicable

COUNTY OF INYO

BUD002A - BUDGET REQUESTS

RUNDATE: 06/30/2022 TODAY'S DATE: 09/02/2022

FOR FISCAL YEARS: 07/01/2020 - 06/30/23

	YTD ACTUALS 06/30/2021	BOARD APPROVED 06/30/2022	WORKING BUDGET 06/30/2022	YTD ACTUALS 06/30/2022	DEPT REQUESTED 06/30/2023	CAO RECOMM 06/30/2023	BOARD APPROVED 06/30/2023
BUDGET UNIT: 610189 GREAT BASIN APC GRANT							
FUND: 6000 GREAT BASIN APC GRANT							
REVENUES:							
4301 - INTEREST FROM TREASURY	\$5	\$0	\$0	\$1,910	\$0	\$0	\$0
REV USE OF MONEY & PROPERTY	\$5	\$0	\$0	\$1,910	\$0	\$0	\$0
4599 - OTHER AGENCIES	\$0	\$820,063	\$820,063	\$820,063	\$0	\$0	\$0
AID FROM OTHER GOVT AGENCIES	\$0	\$820,063	\$820,063	\$820,063	\$0	\$0	\$0
TOTAL REVENUES:	<u>\$5</u>	<u>\$820,063</u>	<u>\$820,063</u>	<u>\$821,973</u>	<u>\$0</u>	<u>\$0</u>	<u>\$0</u>
EXPENSES:							
5263 - ADVERTISING	\$0	\$500	\$500	\$0	\$500	\$0	\$0
5265 - PROFESSIONAL & SPECIAL SERVICE	\$0	\$719,063	\$719,063	\$54,600	\$819,063	\$0	\$0
5311 - GENERAL OPERATING EXPENSE	\$0	\$500	\$500	\$0	\$500	\$0	\$0
SERVICES & SUPPLIES	\$0	\$720,063	\$720,063	\$54,600	\$820,063	\$0	\$0
5801 - OPERATING TRANSFERS OUT	\$0	\$100,000	\$100,000	\$0	\$0	\$768,030	\$0
OTHER FINANCING USES	\$0	\$100,000	\$100,000	\$0	\$0	\$768,030	\$0
TOTAL EXPENSES:	<u>\$0</u>	<u>\$820,063</u>	<u>\$820,063</u>	<u>\$54,600</u>	<u>\$820,063</u>	<u>\$768,030</u>	<u>\$0</u>
BUDGET UNIT: 610189 GREAT BASIN APC GRANT	\$5	\$0	\$0	\$767,373	(\$820,063)	(\$768,030)	\$0

HOMELAND SECURITY 20-21

623720

DEPARTMENTAL FUNCTIONS

This budget is for the disbursement of 2020 Homeland Security Grant Program (HSGP) funds. The HSGP annually allocates non-matching funds to Local Agencies/Operating Areas (OA) to help build, sustain and deliver core capabilities. In 2020, HSGP administrators implemented a new requirement which mandates each OA to allocate 5% of their total awarded funds towards each of the four identified national priority areas, each having their own designated Investment Justification. These priority areas included; enhancing cybersecurity (including election security); enhancing the protection of soft targets/crowded places (including election security); enhancing information and intelligence sharing and cooperation with federal agencies; and, addressing emerging threats. The 2020 HSGP identified approved projects have addressed these four national priority areas. Staff will be moving forward with the purchase of cybersecurity and phishing software, screening search and detection equipment and Law Enforcement vehicle radios. The grant funds will continue to support the annual OnSolve/CodeRed database and IPAWS module update. As the COVID travel restrictions are lifted, the balance of the grant funding will go towards the support of staff travel and registration costs to attend the ESRI-GIS User Conference and Security Summit, as well as the CESA-California Emergency Services Association annual conference.

MAJOR ACCOMPLISHMENTS IN FISCAL YEAR 2021-2022

- The new Emergency Services Manager attended the annual CESA conference
- The County's CodeRED/IPAWS alert system was updated, to provide better alerts and warnings for county residents

GOALS FOR FISCAL YEAR 2022-2023

- Develop specifications for a request for bids for handheld mobile radios to be used in Law Enforcement (LE) patrol vehicles.
- Work with Information Services to procure cybersecurity software.
- Work with LE and Risk Management to procure security screening and detection equipment.
- Send staff to ESRI-User Conference and Security Summit and the annual CESA Conference

DEPARTMENTAL BUDGET REQUEST FOR FISCAL YEAR 2022-2023

The Department's Fiscal Year 2022-2023 Requested Budget represents an overall decrease of \$19,666 in expenditures, and a decrease of \$19,666 in revenues, when compared to the Fiscal Year 2021-2022 Board Approved Budget. As a result, the Requested Net County Cost is increased by \$0.

Personnel Costs did not change compared to the Fiscal Year 2021-2022 Board Approved Budget.

Revenues

4498 (STATE GRANTS) decreased by \$19,666: This grant is a multi-year grant; the decrease in revenue is due to funds being used in the previous fiscal year.

Personnel

The Department's Requested Budget represents no change in the number of fulltime equivalent (FTE) positions that are supported by this budget.

There are no FTE positions supported by this budget

Services & Supplies

5265 (PROFESSIONAL & SPECIAL SERVICE) decreased by \$12,500: As this is a multi-year grant, the reduction in funds is due to the funds being expended in the previous fiscal year; **5311** (GENERAL OPERATING EXPENSE) decreased by \$5,852: As this is a multi-year grant, the reduction in funds is due to the funds being expended in the previous fiscal year; **5331** (TRAVEL EXPENSE) increased by \$3,495: This is a multi-year grant. Funds were re-allocated from general operating expenses to travel expenses, to cover the costs of training/travel for the ESM and PIO.

Support & Care of Persons

(There are no changes in this object category from the previous fiscal year.)

Fixed Assets

(There are no changes in this object category from the previous fiscal year.)

FISCAL YEAR 2022-2023 REDUCTION IMPACTS TO BASE BUDGET

N/A

FISCAL YEAR 2022-2023 STATE/FEDERAL FUNDING SUMMARY

The Homeland Security Program is comprised of Federal funds distributed through the California Office of Emergency Services (CalOES). Inyo County's 2020 HSGP allocation from the State was \$94,074 and still remains very low when compared to allocations in years past. The Performance Period for this grant runs from September 1, 2020 through May 31, 2023.

FISCAL YEAR 2022-2023 REGULATORY COMPLIANCE SUMMARY

N/A

MAJOR POLICY CONSIDERATIONS BEING REQUESTED

There are no policy considerations being requested. However, as HSGP funds diminish and the State's demand on local jurisdictions increase, it will eventually become necessary to identify other sources of funding to continue to maintain and enhance the GIS Program, to renew the OnSolveCodeRed database and to continue to purchase necessary upgraded equipment for all of our Operational Area law and fire first responders.

COUNTY OF INYO
BUD002A - BUDGET REQUESTS

RUNDATE: 06/30/2022 TODAY'S DATE: 09/02/2022

FOR FISCAL YEARS: 07/01/2020 - 06/30/23

	YTD ACTUALS 06/30/2021	BOARD APPROVED 06/30/2022	WORKING BUDGET 06/30/2022	YTD ACTUALS 06/30/2022	DEPT REQUESTED 06/30/2023	CAO RECOMM 06/30/2023	BOARD APPROVED 06/30/2023
BUDGET UNIT: 623720 HOMELAND SECURITY 20-21							
FUND: 6877 HOMELAND SECURITY 20-21							
REVENUES:							
4498 - STATE GRANTS	\$0	\$94,074	\$94,074	\$12,500	\$74,408	\$74,408	\$0
AID FROM OTHER GOVT AGENCIES	\$0	\$94,074	\$94,074	\$12,500	\$74,408	\$74,408	\$0
TOTAL REVENUES:	\$0	\$94,074	\$94,074	\$12,500	\$74,408	\$74,408	\$0
EXPENSES:							
5232 - OFFICE & OTHER EQUIP < \$5,000	\$0	\$65,167	\$65,167	\$50,052	\$65,167	\$65,167	\$0
5265 - PROFESSIONAL & SPECIAL SERVICE	\$0	\$12,500	\$12,500	\$12,500	\$0	\$0	\$0
5311 - GENERAL OPERATING EXPENSE	\$0	\$5,852	\$5,852	\$852	\$0	\$0	\$0
5331 - TRAVEL EXPENSE	\$0	\$5,746	\$5,746	\$1,504	\$9,241	\$9,241	\$0
SERVICES & SUPPLIES	\$0	\$89,265	\$89,265	\$64,909	\$74,408	\$74,408	\$0
5315 - COUNTY COST PLAN	\$0	\$4,809	\$4,809	\$4,809	\$0	\$0	\$0
INTERNAL CHARGES	\$0	\$4,809	\$4,809	\$4,809	\$0	\$0	\$0
TOTAL EXPENSES:	\$0	\$94,074	\$94,074	\$69,718	\$74,408	\$74,408	\$0
BUDGET UNIT: 623720 HOMELAND SECURITY 20-21	\$0	\$0	\$0	(\$57,218)	\$0	\$0	\$0

HOMELAND SECURITY 21-22

623721

DEPARTMENTAL FUNCTIONS

This budget is for the disbursement of 2021 Homeland Security Grant Program (HSGP) funds. The HSGP annually allocates non-matching funds to Local Agencies/Operating Areas (OA) to help build, sustain and deliver core capabilities. In 2020, HSGP administrators implemented a new requirement which mandates each OA to allocate 5% of their total awarded funds towards each of the four identified national priority areas, each having their own designated Investment Justification. These priority areas included; enhancing cybersecurity (including election security); enhancing the protection of soft targets/crowded places (including election security); enhancing information and intelligence sharing and cooperation with federal agencies; and, addressing emerging threats. The 2021 HSGP identified approved projects have addressed these four national priority areas. Staff will be moving forward with the purchase of cybersecurity and phishing software, license plate reader equipment, the purchase of a small unmanned aircraft, and Law Enforcement vehicle radios. The grant funds will continue to support the annual OnSolve/CodeRed database and IPAWS module update. The balance of the grant funding will go towards the support of staff travel and registration costs to attend the ESRI-GIS User Conference and Security Summit, as well as the CESA-California Emergency Services Association annual conference.

MAJOR ACCOMPLISHMENTS IN FISCAL YEAR 2021-2022

- This is a new budget for 2022

GOALS FOR FISCAL YEAR 2022-2023

- Send staff to ESRI-User Conference and Security Summit and the annual CESA Conference.
- Work with Information Services to procure cybersecurity software.
- Purchase a small unmanned aircraft to address emergent threats and enhance community preparedness
- Purchase the annual renewal and update of the OnSolve-CodeRed database back-up and fee for the integration of wireless emergency alerts into the Integrated Public Alert and Warning System (IPAWS)

DEPARTMENTAL BUDGET REQUEST FOR FISCAL YEAR 2022-2023

The Department's Fiscal Year 2022-2023 Requested Budget represents an overall decrease of \$796 in expenditures, and a decrease of \$796 in revenues, when compared to the Fiscal Year 2021-2022 Board Approved Budget. As a result, the Requested Net County Cost is increased by \$0.

Personnel Costs did not change compared to the Fiscal Year 2021-2022 Board Approved Budget.

Revenues

4498 (STATE GRANTS) decreased by \$796: This grant is based on an allocation by the State.

Personnel

The Department's Requested Budget represents no change in the number of fulltime equivalent (FTE) positions that are supported by this budget.

There are no FTE positions supported by this budget.

Services & Supplies

5232 (OFFICE & OTHER EQUIP < \$5,000) decreased by \$4,053: Additional funds were reallocated to training/travel expenses, as COVID-19 restrictions have lifted permitting more in-person trainings; **5311** (GENERAL OPERATING EXPENSE) decreased by \$5,852: Projects identified with this grant were equipment, training, and professional services; **5331** (TRAVEL EXPENSE) increased by \$9,254: Due to COVID-19 travel restrictions being lifted, funds were able to be re-allocated to training for the ESM, PIO, and Sheriff's Liaison.

Support & Care of Persons

(There are no changes in this object category from the previous fiscal year.)

Fixed Assets

(There are no changes in this object category from the previous fiscal year.)

FISCAL YEAR 2022-2023 REDUCTION IMPACTS TO BASE BUDGET

N/A

FISCAL YEAR 2022-2023 STATE/FEDERAL FUNDING SUMMARY

The Homeland Security Program is comprised of Federal funds distributed through the California Office of Emergency Services (CalOES). Inyo County's 2021 HSGP allocation from the State was \$93,278 and still remains very low when compared to allocations in years past. The Performance Period for this grant runs from September 1, 2021 through May 31, 2024.

FISCAL YEAR 2022-2023 REGULATORY COMPLIANCE SUMMARY

N/A

MAJOR POLICY CONSIDERATIONS BEING REQUESTED

There are no policy considerations being requested. However, as HSGP funds diminish and the State's demand on local jurisdictions increase, it will eventually become necessary to identify other sources of funding to continue to maintain and enhance the GIS Program, to renew the OnSolveCodeRed database and to continue to purchase necessary upgraded equipment for all of our Operational Area law and fire first responders.

COUNTY OF INYO
BUD002A - BUDGET REQUESTS

RUNDATE: 06/30/2022 TODAY'S DATE: 09/02/2022

FOR FISCAL YEARS: 07/01/2020 - 06/30/23

	YTD ACTUALS 06/30/2021	BOARD APPROVED 06/30/2022	WORKING BUDGET 06/30/2022	YTD ACTUALS 06/30/2022	DEPT REQUESTED 06/30/2023	CAO RECOMM 06/30/2023	BOARD APPROVED 06/30/2023
BUDGET UNIT: 623721 HOMELAND SECURITY 21-22							
FUND: 6886 HOMELAND SECURITY 21-22							
REVENUES:							
4498 - STATE GRANTS	\$0	\$0	\$93,278	\$0	\$93,278	\$93,278	\$0
AID FROM OTHER GOVT AGENCIES	\$0	\$0	\$93,278	\$0	\$93,278	\$93,278	\$0
TOTAL REVENUES:	<u>\$0</u>	<u>\$0</u>	<u>\$93,278</u>	<u>\$0</u>	<u>\$93,278</u>	<u>\$93,278</u>	<u>\$0</u>
EXPENSES:							
5232 - OFFICE & OTHER EQUIP < \$5,000	\$0	\$0	\$44,114	\$0	\$61,114	\$61,114	\$0
5265 - PROFESSIONAL & SPECIAL SERVICE	\$0	\$0	\$12,500	\$0	\$12,500	\$12,500	\$0
5311 - GENERAL OPERATING EXPENSE	\$0	\$0	\$15,000	\$0	\$0	\$0	\$0
5331 - TRAVEL EXPENSE	\$0	\$0	\$0	\$0	\$15,000	\$15,000	\$0
SERVICES & SUPPLIES	\$0	\$0	\$71,614	\$0	\$88,614	\$88,614	\$0
5315 - COUNTY COST PLAN	\$0	\$0	\$4,664	\$0	\$4,664	\$4,664	\$0
INTERNAL CHARGES	\$0	\$0	\$4,664	\$0	\$4,664	\$4,664	\$0
5650 - EQUIPMENT	\$0	\$0	\$17,000	\$0	\$0	\$0	\$0
FIXED ASSETS	\$0	\$0	\$17,000	\$0	\$0	\$0	\$0
TOTAL EXPENSES:	<u>\$0</u>	<u>\$0</u>	<u>\$93,278</u>	<u>\$0</u>	<u>\$93,278</u>	<u>\$93,278</u>	<u>\$0</u>
BUDGET UNIT: 623721 HOMELAND SECURITY 21-22	\$0	\$0	\$0	\$0	\$0	\$0	\$0

INFORMATION SERVICES

011801

DEPARTMENTAL FUNCTIONS

The Information Services Department (IS) is responsible for the purchase, installation, configuration and support of all County information technology infrastructure, equipment, systems, software applications and services. IS also provides end-user support for the more than 450 employees at more than 30 locations throughout the County.

We manage and support approximately 500 computer workstations, nearly 80 servers, more than 30 network switches, 20 point-to-point network links, nearly two dozen full-time VPN connections, approximately 60 networked copiers and more than 130 networked printers.

The IS department is responsible for recommending, planning, purchasing, implementing and supporting technology hardware, software and services for the County. Current services supported by IS include the County websites, email, enterprise financial system, property tax system, cost accounting system, Geographic Information System, telephone services, the budget planning and management system, legal and law enforcement information and communications systems, internet connectivity, and several third-party hosted and on-site systems. Other services include delivery service shipping and receiving, courier mail service between Independence and Bishop, and Internal Service Fund billing.

Our responsibilities also include maintaining and updating technology-related policies and procedures, providing training on equipment and systems, and conducting strategic technology planning and project management.

MAJOR ACCOMPLISHMENTS IN FISCAL YEAR 2021-2022

- Completed the first 2 of 3 phases of the project to migrate employee computer accounts to the cloud-hosted Microsoft M365 environment to provide more flexible access to documents and applications, and to enhance collaboration through shared files and video conferencing.
- Developed detailed move plans and moved all network equipment, desktop computers, printers, monitors, and other peripherals for nearly 200 employees from 8 different Bishop locations into the Clint Quilter Consolidated Office Building (CQCOB) in only 12 working days with minimal disruption for the departments.
- Activated the dark-fiber County network connection to the CQCOB to support the nearly 200 employees working in the building and configured it to auto-failover to the redundant wireless connection between the CQCOB and the County network connection at the Airport building.
- Initiated Key Initiatives Planning for Information Services to establish the next multi-year set of impactful projects to benefit the County.
- Responded to nearly 3,500 service requests and technical support issues.

GOALS FOR FISCAL YEAR 2022-2023

- Complete the M365 deployment and schedule follow-on training to help employees take full advantage of the collaboration tools and functionality of Microsoft M365.

- Complete the Information Services 2020 Key Initiatives Plan, prioritize and schedule the initiatives over the next few years, and request funding for initiatives scheduled for the next fiscal year, including a document management system, digital signature system, vendor management system, and a self-service password reset system.
- Complete and publish the IT Operations and Security policies to streamline and formalize the services supporting County operations.
- Continue regional broadband expansion efforts in conjunction with the State's Middle-Mile and Last-Mile Broadband projects.
- Formalize and adopt Continuous Improvement in the Information Services Department, continue to streamline the Tech Refresh process to realize efficiencies for the Department and a better experience for our end users, and continue to improve our Customer Service processes.

DEPARTMENTAL BUDGET REQUEST FOR FISCAL YEAR 2022-2023

The Department's Fiscal Year 2022-2023 Requested Budget represents an overall increase of \$545,793 in expenditures, and a decrease of \$23,001 in revenues, when compared to the Fiscal Year 2021-2022 Board Approved Budget. As a result, the Requested Net County Cost is increased by \$568,794.

Personnel Costs increased by \$185,185 compared to the Fiscal Year 2021-2022 Board Approved Budget, due to adding a full-time Security Analyst position and a seasonal Intern position, and to reflect career ladder increases..

Revenues

4819 (SERVICES & FEES) increased by \$4,000: This is the result of an increase in the costs of services and unfunded liabilities associated with a position supporting HHS; **4821** (INTRA COUNTY CHARGES) decreased by \$19,469: This is the result of the decreased cost of phones services; **4824** (INTER GOVERNMENT CHARGES) decreased by \$3,800: This is the result of expected decreases in the cost of phones services; **4825** (OTHER CURRENT CHARGES) decreased by \$890: This is the result of expected decreases services provided to the City of Bishop; **4830** (MOBILE DEVICE MANAGEMENT-REV) decreased by \$2,842: This is the result of changing to a different mobile device management system.

Personnel

The Department's Requested Budget represents an increase in the number of fulltime equivalent (FTE) positions that are supported by this budget.

This department is requesting an additional Computer System Security Analyst position to provide consistent computer, system and information security oversight and management throughout the County, as well as a Seasonal Intern to provide extra assistance in imaging and deploying the annual batch of new computers. This request also includes career ladder increases.

Services & Supplies

5122 (CELL PHONES) decreased by \$240: This decrease is the result of reduced costs for cell phones and service;

5177 (MAINTENANCE OF COMPUTER SYSTEM) increased by \$330,370: This increase is the result of a request for a countywide document management system, a digital signature system for contracts and agreements, a secure remote vendor management system allows for vendors to access our systems plus two-factor authentication for server access, a self-service password reset solution to allow authorized employees to reset their own passwords at any time of the day or night, a new help desk ticket tracking system to replace the now-deprecated system that we currently use, and annual increases to existing system support contracts; **5232** (OFFICE & OTHER EQUIP < \$5,000) increased by \$19,400: This increase is the result of a request for multimedia upgrades (computers, large displays, webcams, audio, etc.) to meeting and conference rooms in Independence and Bishop, a video-editing computer to more efficiently edit meeting videos, and network patch cables and cable management for the Tidy IDF projects; **5236** (INFORMATION SERVICES POSTAGE) decreased by \$59,120: This decrease is based on usage during the previous fiscal year; **5265** (PROFESSIONAL & SPECIAL SERVICE) increased by \$62,800: This increase is to allow for a full internal and external IT security audit, a reporting solution to support ad hoc report requests for our PTMS, financial management systems and potentially other systems, to allow for individual training and conferences and for customer service training, and for the cost of one seat in the CCISDA/CSAC IT Leadership Credential Program; **5281** (RENTS & LEASES-EQUIPMENT) increased by \$4,650: This increase is to cover the lease cost for a second large postage machine that is located at the Clint Quilter Consolidated Office Building in Bishop; **5331** (TRAVEL EXPENSE) increased by \$12,000: This increase is to cover travel, lodging and per diem for 12 trips to Sacramento to attend classes for the CCISDA/CSAC IT Leadership Credential Program; **5351** (UTILITIES) decreased by \$19,040: This decrease is because of a reduction in telephone services resulting from moving to a Voice-over-IP phone system.

Support & Care of Persons

(There are no changes in this object category from the previous fiscal year.)

Fixed Assets

(There are no changes in this object category from the previous fiscal year.)

FISCAL YEAR 2022-2023 REDUCTION IMPACTS TO BASE BUDGET

There are no significant impacts anticipated in this budget in meeting the FY 2021-2022 budget parameter guidelines.

FISCAL YEAR 2022-2023 STATE/FEDERAL FUNDING SUMMARY

Not applicable.

FISCAL YEAR 2022-2023 REGULATORY COMPLIANCE SUMMARY

Not applicable.

MAJOR POLICY CONSIDERATIONS BEING REQUESTED

None.

COUNTY OF INYO
BUD002A - BUDGET REQUESTS

RUNDATE: 06/30/2022 TODAY'S DATE: 09/02/2022

FOR FISCAL YEARS: 07/01/2020 - 06/30/23

	YTD ACTUALS 06/30/2021	BOARD APPROVED 06/30/2022	WORKING BUDGET 06/30/2022	YTD ACTUALS 06/30/2022	DEPT REQUESTED 06/30/2023	CAO RECOMM 06/30/2023	BOARD APPROVED 06/30/2023
BUDGET UNIT: 011801 INFORMATION SERVICES							
FUND: 0001 GENERAL FUND							
REVENUES:							
4819 - SERVICES & FEES	\$5,000	\$0	\$6,000	\$7,000	\$4,000	\$4,000	\$0
4821 - INTRA COUNTY CHARGES	\$223,998	\$240,187	\$240,187	\$234,764	\$220,718	\$327,492	\$0
4824 - INTER GOVERNMENT CHARGES	\$24,431	\$24,200	\$24,200	\$32,367	\$20,400	\$20,400	\$0
4825 - OTHER CURRENT CHARGES	\$4,621	\$2,450	\$1,502	\$1,689	\$1,560	\$1,560	\$0
4829 - COPIER LEASE REVENUE	\$153,399	\$186,000	\$186,000	\$156,012	\$186,000	\$186,000	\$0
4830 - MOBILE DEVICE MANAGEMENT-REV	\$3,423	\$4,122	\$4,122	\$3,742	\$1,280	\$1,280	\$0
CHARGES FOR CURRENT SERVICES	\$414,874	\$456,959	\$462,011	\$435,577	\$433,958	\$540,732	\$0
4998 - OPERATING TRANSFERS IN	\$0	\$0	\$0	\$0	\$0	\$300,000	\$0
OTHER FINANCING SOURCES	\$0	\$0	\$0	\$0	\$0	\$300,000	\$0
4999 - PRIOR YEARS REIMBURSEMENTS	\$0	\$0	\$948	\$947	\$0	\$0	\$0
OTHER REVENUE	\$0	\$0	\$948	\$947	\$0	\$0	\$0
TOTAL REVENUES:	\$414,874	\$456,959	\$462,959	\$436,525	\$433,958	\$840,732	\$0
EXPENSES:							
5001 - SALARIED EMPLOYEES	\$1,010,469	\$1,198,789	\$1,198,789	\$1,153,231	\$1,304,570	\$1,273,001	\$0
5003 - OVERTIME	\$6,066	\$6,000	\$11,000	\$9,245	\$11,000	\$11,000	\$0
5012 - PART TIME EMPLOYEES	\$0	\$0	\$0	\$0	\$16,418	\$0	\$0
5021 - RETIREMENT & SOCIAL SECURITY	\$76,254	\$91,864	\$91,864	\$87,403	\$100,643	\$96,920	\$0
5022 - PERS RETIREMENT	\$125,047	\$143,255	\$143,255	\$132,992	\$151,537	\$150,574	\$0
5024 - RETIREMENT-UNFUNDED LIAB	\$116,126	\$118,587	\$118,587	\$118,587	\$133,753	\$133,753	\$0
5031 - MEDICAL INSURANCE	\$76,068	\$92,515	\$92,515	\$88,609	\$125,256	\$105,858	\$0
5032 - DISABILITY INSURANCE	\$10,397	\$13,986	\$13,986	\$12,464	\$14,224	\$13,688	\$0
5043 - OTHER BENEFITS	\$31,810	\$26,474	\$26,474	\$21,735	\$19,254	\$19,254	\$0
SALARIES & BENEFITS	\$1,452,238	\$1,691,470	\$1,696,470	\$1,624,269	\$1,876,655	\$1,804,048	\$0
5122 - CELL PHONES	\$3,174	\$4,200	\$2,500	\$2,901	\$3,960	\$3,960	\$0
5177 - MAINTENANCE OF COMPUTER SYSTEM	\$166,425	\$175,750	\$175,750	\$146,888	\$506,120	\$196,120	\$0
5232 - OFFICE & OTHER EQUIP < \$5,000	\$7,227	\$6,630	\$6,459	\$1,332	\$26,030	\$11,030	\$0

COUNTY OF INYO
BUD002A - BUDGET REQUESTS

RUNDATE: 06/30/2022 TODAY'S DATE: 09/02/2022

FOR FISCAL YEARS: 07/01/2020 - 06/30/23

	YTD ACTUALS 06/30/2021	BOARD APPROVED 06/30/2022	WORKING BUDGET 06/30/2022	YTD ACTUALS 06/30/2022	DEPT REQUESTED 06/30/2023	CAO RECOMM 06/30/2023	BOARD APPROVED 06/30/2023
5236 - INFORMATION SERVICES POSTAGE	\$76,962	\$132,800	\$139,900	\$101,541	\$73,680	\$73,680	\$0
5263 - ADVERTISING	\$0	\$400	\$400	\$0	\$400	\$400	\$0
5265 - PROFESSIONAL & SPECIAL SERVICE	\$13,930	\$19,000	\$22,226	\$17,465	\$81,800	\$70,600	\$0
5281 - RENTS & LEASES-EQUIPMENT	\$8,422	\$8,430	\$8,430	\$9,580	\$13,080	\$13,080	\$0
5285 - COPIER LEASE - IS ONLY	\$153,735	\$186,000	\$187,094	\$154,121	\$186,000	\$186,000	\$0
5311 - GENERAL OPERATING EXPENSE	\$4,065	\$10,975	\$10,975	\$8,534	\$10,975	\$10,975	\$0
5326 - LATE FEES & FINANCE CHARGES	\$0	\$0	\$1,171	\$1,170	\$0	\$0	\$0
5331 - TRAVEL EXPENSE	\$0	\$1,920	\$1,920	\$0	\$13,920	\$7,920	\$0
5351 - UTILITIES	\$213,488	\$215,000	\$217,229	\$198,706	\$195,960	\$195,960	\$0
SERVICES & SUPPLIES	\$647,433	\$761,105	\$774,054	\$642,242	\$1,111,925	\$769,725	\$0
5123 - TECH REFRESH EXPENSE	\$12,739	\$21,546	\$21,546	\$21,546	\$14,172	\$14,172	\$0
5127 - MOBILE DEVICE MANAGEMENT-INTER	\$16	\$90	\$30	\$21	\$27	\$27	\$0
5128 - INTERNAL SHREDDING CHARGES	\$67	\$67	\$238	\$238	\$408	\$408	\$0
5129 - INTERNAL COPY CHARGES (NON-IS)	\$1,572	\$2,466	\$2,000	\$1,100	\$1,500	\$1,500	\$0
5152 - WORKERS COMPENSATION	\$13,323	\$16,117	\$16,117	\$16,117	\$22,741	\$22,741	\$0
5155 - PUBLIC LIABILITY INSURANCE	\$11,074	\$25,081	\$25,081	\$25,081	\$36,349	\$36,349	\$0
5333 - MOTOR POOL	\$49	\$1,536	\$1,536	\$59	\$1,494	\$1,494	\$0
INTERNAL CHARGES	\$38,840	\$66,903	\$66,548	\$64,163	\$76,691	\$76,691	\$0
5620 - INFRASTRUCTURE	\$0	\$0	\$0	\$0	\$0	\$275,000	\$0
FIXED ASSETS	\$0	\$0	\$0	\$0	\$0	\$275,000	\$0
TOTAL EXPENSES:	\$2,138,512	\$2,519,478	\$2,537,072	\$2,330,675	\$3,065,271	\$2,925,464	\$0
BUDGET UNIT: 011801 INFORMATION SERVICES	(\$1,723,638)	(\$2,062,519)	(\$2,074,113)	(\$1,894,149)	(\$2,631,313)	(\$2,084,732)	\$0

LAW LIBRARY

022300

DEPARTMENTAL FUNCTIONS

The Public Law Library is for the use of the judiciary, members of the State Bar, State and County Officials, and residents of the County. All day-to-day functions of the Law Library are performed by the Inyo County Free Library staff. The County is statutorily obligated to maintain a law library.

MAJOR ACCOMPLISHMENTS IN FISCAL YEAR 2021-2022

- Maintained Law Library service utilizing existing County Library staff.
- Improved collection with online access and print materials.

GOALS FOR FISCAL YEAR 2022-2023

- Improve access to Law Library materials.
- Continue working with the Council of California County Law Librarians to locate new sources of revenue.
- Evaluate print collection and rearrange Law Library.

DEPARTMENTAL BUDGET REQUEST FOR FISCAL YEAR 2022-2023

The Department's Fiscal Year 2022-2023 Requested Budget represents an overall increase of \$0 in expenditures, and an increase of \$0 in revenues, when compared to the Fiscal Year 2021-2022 Board Approved Budget. As a result, the Requested Net County Cost is increased by \$0.

Personnel Costs did not change compared to the Fiscal Year 2021-2022 Board Approved Budget.

Revenues

4220 (LAW LIBRARY FINES) increased by \$0: The Law Library revenue varies with the number of civil filings and fee waivers annually. Fees are generated by civil filings in Inyo County Superior Court and are remitted to the Administrative Office of the Courts for distribution, which occurs two months after collection. The revenue is distributed directly to the Law Library Trust. The Law Library filing fee is set at \$29.

Personnel

The Department's Requested Budget represents no change in the number of fulltime equivalent (FTE) positions that are supported by this budget.

The Law Library is currently staffed by the Inyo County Free Library, and all personnel costs are included in the budget for the Inyo County Free Library. In the past, the Law Library was staffed with a Law Library Clerk several hours per week. Duties included maintaining the collection, paying invoices and developing the budget. County Library staff now provides personnel services to the Law Library reducing the need for additional General Fund expenditures.

Services & Supplies

5311 (GENERAL OPERATING EXPENSE) increased by \$0: The only budgeted expenditures for the Law Library consist of a membership, subscriptions, and publications.

Support & Care of Persons

(There are no changes in this object category from the previous fiscal year.)

Fixed Assets

(There are no changes in this object category from the previous fiscal year.)

FISCAL YEAR 2022-2023 REDUCTION IMPACTS TO BASE BUDGET

Not applicable.

FISCAL YEAR 2022-2023 STATE/FEDERAL FUNDING SUMMARY

Although the Law Library has received some minimal State funding, most revenues are generated by civil filing fees. Law library revenues throughout the State continue to be static or declining. The Uniform Civil Fees Act of 2005 permitted the law library portion of the filing fee to be increased until January 1, 2008. The filing fees were increased twice before the moratorium on January 1, 2008, and the Law Library filing fee was increased to \$29. Despite this increase, the Law Library continues to require general fund support. The dilemma of increasing subscription costs and declining revenues is a major problem for Public Law Libraries throughout California, and productive efforts are being made by the Council of California County Law Librarians for State Funds to be directed toward the support of Public Law Libraries.

FISCAL YEAR 2022-2023 REGULATORY COMPLIANCE SUMMARY

Not applicable.

MAJOR POLICY CONSIDERATIONS BEING REQUESTED

Not applicable.

COUNTY OF INYO
BUD002A - BUDGET REQUESTS

RUNDATE: 06/30/2022 TODAY'S DATE: 09/02/2022

FOR FISCAL YEARS: 07/01/2020 - 06/30/23

	YTD ACTUALS 06/30/2021	BOARD APPROVED 06/30/2022	WORKING BUDGET 06/30/2022	YTD ACTUALS 06/30/2022	DEPT REQUESTED 06/30/2023	CAO RECOMM 06/30/2023	BOARD APPROVED 06/30/2023
BUDGET UNIT: 022300 LAW LIBRARY							
FUND: 0001 GENERAL FUND							
REVENUES:							
4220 - LAW LIBRARY FINES	\$7,000	\$7,000	\$7,000	\$7,035	\$7,000	\$7,000	\$0
FINES & FORFEITURES	\$7,000	\$7,000	\$7,000	\$7,035	\$7,000	\$7,000	\$0
4998 - OPERATING TRANSFERS IN	\$0	\$0	\$0	\$0	\$0	\$10,000	\$0
OTHER FINANCING SOURCES	\$0	\$0	\$0	\$0	\$0	\$10,000	\$0
TOTAL REVENUES:	\$7,000	\$7,000	\$7,000	\$7,035	\$7,000	\$17,000	\$0
EXPENSES:							
5311 - GENERAL OPERATING EXPENSE	\$14,378	\$27,397	\$27,397	\$15,247	\$27,397	\$27,397	\$0
SERVICES & SUPPLIES	\$14,378	\$27,397	\$27,397	\$15,247	\$27,397	\$27,397	\$0
TOTAL EXPENSES:	\$14,378	\$27,397	\$27,397	\$15,247	\$27,397	\$27,397	\$0
BUDGET UNIT: 022300 LAW LIBRARY	(\$7,378)	(\$20,397)	(\$20,397)	(\$8,212)	(\$20,397)	(\$10,397)	\$0

MEDICAL MALPRACTICE TRUST

500904

DEPARTMENTAL FUNCTIONS

This budget reflects the cost for the County's Medical Malpractice Liability Program. The costs include insurance premium, deductibles for claims, and related professional services.

MAJOR ACCOMPLISHMENTS IN FISCAL YEAR 2021-2022

- For a very long time, Med-Mal renewed on October First year year. Renew was modified during 21/22 so that FY22-23 is now on the same renewal schedule as most of our other insurance programs.
- The change caused a complicated mid-term renewal, but we did it.
- We had another year of no claims for this line of coverage thanks to this well-managed program and highly skilled and trained staff and behavioral health partners.

GOALS FOR FISCAL YEAR 2022-2023

- We have been incredibly lucky with COVID-19 under this insurance program, but we are not out of the woods yet.
- Our loss history has overall been very low year over year over year, but this does not protect us from market forces.
- The hard insurance market in the difficult economic times are continuing upward pressure on premiums.
- This insurance program is still the best option for us at this time in spite of increasing premiums with zero claims.
- We will continue to consider increasing our deductible for 23-24 if the market fails to turn a corner this year.

DEPARTMENTAL BUDGET REQUEST FOR FISCAL YEAR 2022-2023

The Department's Fiscal Year 2022-2023 Requested Budget represents an overall increase of \$30,429 in expenditures, and an increase of \$45,429 in revenues, when compared to the Fiscal Year 2021-2022 Board Approved Budget. As a result, the Requested Net County Cost is decreased by \$15,000.

Personnel Costs did not change compared to the Fiscal Year 2021-2022 Board Approved Budget.

Revenues

4822 (INTRA COUNTY INSURANCE ADMIN) increased by \$45,429: Based on actual reimbursement for the program.

Personnel

The Department's Requested Budget represents no change in the number of fulltime equivalent (FTE) positions that are supported by this budget.

There are no personnel in this budget unit. Administration of this budget is provided in the Risk Management budget.

Services & Supplies

5156 (INSURANCE CLAIMS) increased by \$10,734: based on needs; **5158** (INSURANCE PREMIUM) increased by \$672: based on actual premium expense; **5265** (PROFESSIONAL & SPECIAL SERVICE) increased by \$16,144: With the addition of one staff person in the Risk budget, there is a corresponding increase in this object code; **5311** (GENERAL OPERATING EXPENSE) increased by \$2,750: based on actual need.

Support & Care of Persons

(There are no changes in this object category from the previous fiscal year.)

Fixed Assets

(There are no changes in this object category from the previous fiscal year.)

FISCAL YEAR 2022-2023 REDUCTION IMPACTS TO BASE BUDGET

Not Applicable

FISCAL YEAR 2022-2023 STATE/FEDERAL FUNDING SUMMARY

Not Applicable

FISCAL YEAR 2022-2023 REGULATORY COMPLIANCE SUMMARY

Not Applicable

MAJOR POLICY CONSIDERATIONS BEING REQUESTED

Not Applicable

COUNTY OF INYO
BUD002A - BUDGET REQUESTS

RUNDATE: 06/30/2022 TODAY'S DATE: 09/02/2022

FOR FISCAL YEARS: 07/01/2020 - 06/30/23

	YTD ACTUALS 06/30/2021	BOARD APPROVED 06/30/2022	WORKING BUDGET 06/30/2022	YTD ACTUALS 06/30/2022	DEPT REQUESTED 06/30/2023	CAO RECOMM 06/30/2023	BOARD APPROVED 06/30/2023
BUDGET UNIT: 500904 MEDICAL MALPRACTICE TRUST							
FUND: 5702 MEDICAL MALPRACTICE TRUST							
REVENUES:							
4301 - INTEREST FROM TREASURY	\$321	\$0	\$0	\$220	\$0	\$0	\$0
REV USE OF MONEY & PROPERTY	\$321	\$0	\$0	\$220	\$0	\$0	\$0
4822 - INTRA COUNTY INSURANCE ADMIN	\$117,626	\$109,854	\$108,817	\$108,817	\$155,283	\$155,283	\$0
CHARGES FOR CURRENT SERVICES	\$117,626	\$109,854	\$108,817	\$108,817	\$155,283	\$155,283	\$0
TOTAL REVENUES:	\$117,947	\$109,854	\$108,817	\$109,037	\$155,283	\$155,283	\$0
EXPENSES:							
5156 - INSURANCE CLAIMS	\$0	\$25,000	\$25,000	\$0	\$35,734	\$35,734	\$0
5158 - INSURANCE PREMIUM	\$36,385	\$40,000	\$38,963	\$29,158	\$40,672	\$40,672	\$0
5211 - MEMBERSHIPS	\$4,470	\$5,500	\$5,500	\$4,470	\$5,500	\$5,500	\$0
5265 - PROFESSIONAL & SPECIAL SERVICE	\$48,576	\$52,975	\$52,975	\$52,975	\$69,119	\$69,119	\$0
5311 - GENERAL OPERATING EXPENSE	\$0	\$250	\$250	\$0	\$3,000	\$3,000	\$0
SERVICES & SUPPLIES	\$89,431	\$123,725	\$122,688	\$86,603	\$154,025	\$154,025	\$0
5315 - COUNTY COST PLAN	\$0	\$1,129	\$1,129	\$1,129	\$1,258	\$1,258	\$0
INTERNAL CHARGES	\$0	\$1,129	\$1,129	\$1,129	\$1,258	\$1,258	\$0
TOTAL EXPENSES:	\$89,431	\$124,854	\$123,817	\$87,732	\$155,283	\$155,283	\$0
BUDGET UNIT: 500904 MEDICAL MALPRACTICE TRUST	\$28,515	(\$15,000)	(\$15,000)	\$21,305	\$0	\$0	\$0

MOTOR POOL OPERATING 200100

DEPARTMENTAL FUNCTIONS

Motor Pool is an internal service department which leases, purchases, equips, assigns and maintains the County's fleet of approximately 220 vehicles.

MAJOR ACCOMPLISHMENTS IN FISCAL YEAR 2021-2022

- We have fully transitioned the motor pool billing from the old MP Billing System to the Fleet Commander fleet management system.
- Implemented a new fleet planning procedure where we provide departments with their utilization info from the previous year for planning purposes, then we meet with departments to discuss their fleet needs for the upcoming year with the ultimate goal of right-sizing the vehicles assigned to each department.
- The Fleet Commander kiosk is up and running at the Consolidated Office Building.
- Successfully navigated the restructuring of the DMSP dept. Motor Pool now reports directly to the CAO and is fully operational with 2 staff members.
- We have been able to meet the fleet needs of the County during the very tumultuous time in the auto industry.

GOALS FOR FISCAL YEAR 2022-2023

- Continue to operate with the goal of right-sizing the County fleet.
- Purchase new patrol vehicles and seasonal vehicles through the state contract process.
- Update the Motor Pool Policy and Procedure Manual.

DEPARTMENTAL BUDGET REQUEST FOR FISCAL YEAR 2022-2023

The Department's Fiscal Year 2022-2023 Requested Budget represents an overall increase of \$504,063 in expenditures, and an increase of \$527,357 in revenues, when compared to the Fiscal Year 2021-2022 Board Approved Budget. As a result, the Requested Net County Cost is decreased by \$23,294.

The auto industry continues to be turbulent and negatively impactful to fleets. Supply of new automobiles remains at critically low levels and manufacturers are still operating at dramatically reduced capacity. In addition, issues in the supply chain are resulting in increased cost for parts and equipment and reduced workforces are increasing labor costs. Industry experts do not anticipate the market to level out until 2024.

While the increase in parts and labor has been substantial, nothing could have prepared us for the unprecedented fuel prices we are currently experiencing and anticipate that we will continue to experience for at least the first quarter of FY22/23.

This year's increased expenditure amounts reflect what we are having to spend to receive the same services we did before the pandemic.

Personnel Costs decreased by \$3,992 compared to the Fiscal Year 2021-2022 Board Approved Budget, due to reorganization of the DMSP department. Portions of the Park's supervisor position and an Office Tech III were in FY21/22 budget and will not be included in this year's budget.

Revenues

4818 (MOTOR POOL CHARGES) increased by \$198,000: Funds not going into the Replacement Fund for first 6 months of the fiscal year; **4998** (OPERATING TRANSFERS IN) increased by \$321,357: Increasing the number of patrol units to be purchased from five to seven vehicles, possibility of purchasing larger vehicles, increase in equipping costs based on current quotes, purchasing five seasonal trucks; **4911** (SALES OF FIXED ASSETS) increased by \$8,000: Based off of current market price of used vehicles.

Personnel

The Department's Requested Budget represents no change in the number of fulltime equivalent (FTE) positions that are supported by this budget.

There are no anticipated personnel actions in this year's budget.

Services & Supplies

5171 (MAINTENANCE OF EQUIPMENT) increased by \$50,500: based off of prior year actuals; **5173** (MAINTENANCE OF EQUIPMENT-MATER) increased by \$11,000: based on prior year actuals; **5177** (MAINTENANCE OF COMPUTER SYSTEM) increased by \$6,544: anticipation of increase in maintenance contract of Agile Fleet Management System; **5178** (MOTOR POOL FUEL) increased by \$147,600: based on prior year actuals; **5232** (OFFICE & OTHER EQUIP < \$5,000) decreased by \$2,000: based on prior year actuals; **5265** (PROFESSIONAL & SPECIAL SERVICE) decreased by \$3,000: based on prior year actuals; **5281** (RENTS & LEASES-EQUIPMENT) increased by \$3,000: anticipated increase in vehicle costs; **5291** (OFFICE, SPACE & SITE RENTAL) increased by \$1: based on prior year actuals; **5311** (GENERAL OPERATING EXPENSE) increased by \$500: based on prior year actuals; **5331** (TRAVEL EXPENSE) decreased by \$500: based on prior year actuals.

Support & Care of Persons

(There are no changes in this object category from the previous fiscal year.)

Fixed Assets

5655 (VEHICLES) increased by \$321,357: Increase the number of vehicles to be purchased from prior year, increase cost of vehicles and equipping of emergency vehicles.

FISCAL YEAR 2022-2023 REDUCTION IMPACTS TO BASE BUDGET

None

FISCAL YEAR 2022-2023 STATE/FEDERAL FUNDING SUMMARY

None

FISCAL YEAR 2022-2023 REGULATORY COMPLIANCE SUMMARY

None

MAJOR POLICY CONSIDERATIONS BEING REQUESTED

None

COUNTY OF INYO
BUD002A - BUDGET REQUESTS

RUNDATE: 06/30/2022 TODAY'S DATE: 09/02/2022

FOR FISCAL YEARS: 07/01/2020 - 06/30/23

	YTD ACTUALS 06/30/2021	BOARD APPROVED 06/30/2022	WORKING BUDGET 06/30/2022	YTD ACTUALS 06/30/2022	DEPT REQUESTED 06/30/2023	CAO RECOMM 06/30/2023	BOARD APPROVED 06/30/2023
BUDGET UNIT: 200100 MOTOR POOL OPERATING							
FUND: 2001 MOTOR POOL - OPERATING							
REVENUES:							
4301 - INTEREST FROM TREASURY	\$1,754	\$3,000	\$240	\$616	\$3,000	\$3,000	\$0
REV USE OF MONEY & PROPERTY	\$1,754	\$3,000	\$240	\$616	\$3,000	\$3,000	\$0
4676 - RESTITUTION	\$583	\$0	\$0	\$0	\$0	\$0	\$0
4747 - INSURANCE PAYMENTS	\$9,265	\$0	\$0	\$0	\$0	\$0	\$0
4818 - MOTOR POOL CHARGES	\$1,186,193	\$1,300,000	\$1,375,000	\$1,543,022	\$1,498,000	\$1,498,000	\$0
CHARGES FOR CURRENT SERVICES	\$1,196,042	\$1,300,000	\$1,375,000	\$1,543,022	\$1,498,000	\$1,498,000	\$0
4998 - OPERATING TRANSFERS IN	\$325,000	\$698,143	\$667,654	\$667,653	\$1,019,500	\$1,019,500	\$0
OTHER FINANCING SOURCES	\$325,000	\$698,143	\$667,654	\$667,653	\$1,019,500	\$1,019,500	\$0
4911 - SALES OF FIXED ASSETS	\$7,232	\$12,000	\$29,983	\$31,781	\$20,000	\$20,000	\$0
OTHER REVENUE	\$7,232	\$12,000	\$29,983	\$31,781	\$20,000	\$20,000	\$0
TOTAL REVENUES:	\$1,530,028	\$2,013,143	\$2,072,877	\$2,243,072	\$2,540,500	\$2,540,500	\$0
EXPENSES:							
5001 - SALARIED EMPLOYEES	\$142,059	\$149,805	\$149,805	\$130,614	\$141,822	\$141,822	\$0
5012 - PART TIME EMPLOYEES	\$0	\$34,120	\$4,500	\$0	\$33,462	\$33,462	\$0
5021 - RETIREMENT & SOCIAL SECURITY	\$11,366	\$14,924	\$14,924	\$10,773	\$14,154	\$14,154	\$0
5022 - PERS RETIREMENT	\$70,640	\$22,110	\$22,110	\$18,222	\$19,435	\$19,435	\$0
5024 - RETIREMENT-UNFUNDED LIAB	\$13,936	\$14,231	\$14,231	\$14,231	\$16,051	\$16,051	\$0
5025 - RETIREE HEALTH BENEFITS	\$26,649	\$27,989	\$27,989	\$28,267	\$40,922	\$40,922	\$0
5031 - MEDICAL INSURANCE	\$16,010	\$12,522	\$12,522	\$6,001	\$3,255	\$3,255	\$0
5032 - DISABILITY INSURANCE	\$1,516	\$2,283	\$2,283	\$1,465	\$2,003	\$2,003	\$0
5042 - SICK LEAVE BUY OUT	\$736	\$0	\$0	\$0	\$0	\$0	\$0
5043 - OTHER BENEFITS	\$8,041	\$9,386	\$9,386	\$11,088	\$12,274	\$12,274	\$0
5045 - COMPENSATED ABSENCE EXPENSE	\$2,242	\$0	\$0	\$0	\$0	\$0	\$0
5046 - OPEB EXPENSE	\$5,752	\$0	\$0	\$0	\$0	\$0	\$0
SALARIES & BENEFITS	\$298,952	\$287,370	\$257,750	\$220,665	\$283,378	\$283,378	\$0
5122 - CELL PHONES	\$40	\$0	\$82	\$81	\$0	\$0	\$0

COUNTY OF INYO
BUD002A - BUDGET REQUESTS

RUNDATE: 06/30/2022 TODAY'S DATE: 09/02/2022

FOR FISCAL YEARS: 07/01/2020 - 06/30/23

	YTD ACTUALS 06/30/2021	BOARD APPROVED 06/30/2022	WORKING BUDGET 06/30/2022	YTD ACTUALS 06/30/2022	DEPT REQUESTED 06/30/2023	CAO RECOMM 06/30/2023	BOARD APPROVED 06/30/2023
5171 - MAINTENANCE OF EQUIPMENT	\$157,645	\$171,000	\$197,721	\$177,322	\$221,500	\$221,500	\$0
5173 - MAINTENANCE OF EQUIPMENT-MATER	\$16,656	\$17,000	\$25,682	\$16,315	\$28,000	\$28,000	\$0
5177 - MAINTENANCE OF COMPUTER SYSTEM	\$0	\$43,456	\$49,009	\$49,008	\$50,000	\$50,000	\$0
5178 - MOTOR POOL FUEL	\$361,578	\$524,400	\$639,400	\$567,795	\$672,000	\$672,000	\$0
5232 - OFFICE & OTHER EQUIP < \$5,000	\$0	\$2,500	\$2,500	\$0	\$500	\$500	\$0
5263 - ADVERTISING	\$333	\$1,000	\$1,000	\$662	\$1,000	\$1,000	\$0
5265 - PROFESSIONAL & SPECIAL SERVICE	\$8,672	\$11,392	\$11,392	\$8,658	\$8,392	\$8,392	\$0
5281 - RENTS & LEASES-EQUIPMENT	\$204,849	\$555,000	\$556,355	\$523,815	\$558,000	\$558,000	\$0
5291 - OFFICE, SPACE & SITE RENTAL	\$500	\$8,287	\$8,454	\$8,453	\$8,288	\$8,288	\$0
5301 - SMALL TOOLS & INSTRUMENTS	\$0	\$0	\$0	\$94	\$0	\$0	\$0
5311 - GENERAL OPERATING EXPENSE	\$44,786	\$3,205	\$2,000	\$1,172	\$3,705	\$3,705	\$0
5331 - TRAVEL EXPENSE	\$0	\$500	\$500	\$0	\$0	\$0	\$0
5351 - UTILITIES	\$1,017	\$960	\$1,800	\$388	\$960	\$960	\$0
SERVICES & SUPPLIES	\$796,080	\$1,338,700	\$1,495,895	\$1,353,769	\$1,552,345	\$1,552,345	\$0
5123 - TECH REFRESH EXPENSE	\$2,153	\$3,229	\$3,229	\$3,229	\$2,176	\$2,176	\$0
5124 - EXTERNAL CHARGES	\$104	\$2,500	\$6,500	\$12,190	\$5,000	\$5,000	\$0
5128 - INTERNAL SHREDDING CHARGES	\$116	\$116	\$126	\$126	\$136	\$136	\$0
5129 - INTERNAL COPY CHARGES (NON-IS)	\$753	\$881	\$881	\$675	\$700	\$700	\$0
5152 - WORKERS COMPENSATION	\$1,580	\$2,278	\$2,278	\$2,278	\$2,497	\$2,497	\$0
5155 - PUBLIC LIABILITY INSURANCE	\$1,313	\$3,544	\$3,544	\$3,544	\$3,992	\$3,992	\$0
5315 - COUNTY COST PLAN	\$34,334	\$81,647	\$81,647	\$81,647	\$52,747	\$52,747	\$0
5333 - MOTOR POOL	\$13,112	\$15,000	\$15,000	\$16,314	\$15,000	\$15,000	\$0
INTERNAL CHARGES	\$53,466	\$109,195	\$113,205	\$120,004	\$82,248	\$82,248	\$0
5650 - EQUIPMENT	\$0	\$0	\$0	\$0	\$0	\$0	\$0
5655 - VEHICLES	\$0	\$373,143	\$300,000	\$275,358	\$694,500	\$694,500	\$0
FIXED ASSETS	\$0	\$373,143	\$300,000	\$275,358	\$694,500	\$694,500	\$0
5799 - DEPRECIATION	\$661,521	\$0	\$0	\$0	\$0	\$0	\$0
DEPRECIATION	\$661,521	\$0	\$0	\$0	\$0	\$0	\$0
TOTAL EXPENSES:	\$1,810,021	\$2,108,408	\$2,166,850	\$1,969,797	\$2,612,471	\$2,612,471	\$0
BUDGET UNIT: 200100 MOTOR POOL OPERATING	(\$279,992)	(\$95,265)	(\$93,973)	\$273,275	(\$71,971)	(\$71,971)	\$0

MOTOR POOL REPLACEMENT 200200

DEPARTMENTAL FUNCTIONS

This fund is used to accumulate funding to purchase replacement cars. A portion of the Motor Pool mileage rates are set aside. As the County changes to leased cars, this fund is used to defray costs on new leases.

MAJOR ACCOMPLISHMENTS IN FISCAL YEAR 2021-2022

- We completed the purchase of 5 new patrol units

GOALS FOR FISCAL YEAR 2022-2023

- Purchase 7 new patrol units
- Utilize funds to reduce the monthly cost of new leases
- Purchase 5 used seasonal vehicles

DEPARTMENTAL BUDGET REQUEST FOR FISCAL YEAR 2022-2023

The Department's Fiscal Year 2022-2023 Requested Budget represents an overall increase of \$321,357 in expenditures, and a decrease of \$185,600 in revenues, when compared to the Fiscal Year 2021-2022 Board Approved Budget. As a result, the Requested Net County Cost is increased by \$506,957.

Personnel Costs did not change compared to the Fiscal Year 2021-2022 Board Approved Budget.

Revenues

4301 (INTEREST FROM TREASURY) decreased by \$7,600: based on prior year actuals; **4818** (MOTOR POOL CHARGES) decreased by \$198,000: for the first 6 months of the fiscal year no Motor Pool charges will be put into this budget to have more money in the operations budget; **4911** (SALES OF FIXED ASSETS) increased by \$20,000: based on current market value of used vehicles.

Personnel

The Department's Requested Budget represents no change in the number of fulltime equivalent (FTE) positions that are supported by this budget.

There are no personnel costs in this budget.

Services & Supplies

(There are no changes in this object category from the previous fiscal year.)

Support & Care of Persons

(There are no changes in this object category from the previous fiscal year.)

Fixed Assets

(There are no changes in this object category from the previous fiscal year.)

FISCAL YEAR 2022-2023 REDUCTION IMPACTS TO BASE BUDGET

None

FISCAL YEAR 2022-2023 STATE/FEDERAL FUNDING SUMMARY

None

FISCAL YEAR 2022-2023 REGULATORY COMPLIANCE SUMMARY

None

MAJOR POLICY CONSIDERATIONS BEING REQUESTED

None

COUNTY OF INYO

BUD002A - BUDGET REQUESTS

RUNDATE: 06/30/2022 TODAY'S DATE: 09/02/2022

FOR FISCAL YEARS: 07/01/2020 - 06/30/23

	YTD ACTUALS 06/30/2021	BOARD APPROVED 06/30/2022	WORKING BUDGET 06/30/2022	YTD ACTUALS 06/30/2022	DEPT REQUESTED 06/30/2023	CAO RECOMM 06/30/2023	BOARD APPROVED 06/30/2023
BUDGET UNIT: 200200 MOTOR POOL REPLACEMENT							
FUND: 2002 MOTOR POOL - REPLACEMENT							
REVENUES:							
4301 - INTEREST FROM TREASURY	\$10,130	\$10,000	\$2,419	\$4,488	\$2,400	\$2,400	\$0
REV USE OF MONEY & PROPERTY	\$10,130	\$10,000	\$2,419	\$4,488	\$2,400	\$2,400	\$0
4818 - MOTOR POOL CHARGES	\$380,268	\$396,000	\$396,000	\$305,774	\$198,000	\$198,000	\$0
4819 - SERVICES & FEES	\$0	\$0	\$0	\$1,485	\$0	\$0	\$0
CHARGES FOR CURRENT SERVICES	\$380,268	\$396,000	\$396,000	\$307,259	\$198,000	\$198,000	\$0
4911 - SALES OF FIXED ASSETS	\$0	\$0	\$128,695	\$128,695	\$20,000	\$20,000	\$0
OTHER REVENUE	\$0	\$0	\$128,695	\$128,695	\$20,000	\$20,000	\$0
TOTAL REVENUES:	<u>\$390,398</u>	<u>\$406,000</u>	<u>\$527,114</u>	<u>\$440,442</u>	<u>\$220,400</u>	<u>\$220,400</u>	<u>\$0</u>
EXPENSES:							
5801 - OPERATING TRANSFERS OUT	\$325,000	\$698,143	\$667,654	\$667,653	\$1,019,500	\$1,019,500	\$0
OTHER FINANCING USES	\$325,000	\$698,143	\$667,654	\$667,653	\$1,019,500	\$1,019,500	\$0
TOTAL EXPENSES:	<u>\$325,000</u>	<u>\$698,143</u>	<u>\$667,654</u>	<u>\$667,653</u>	<u>\$1,019,500</u>	<u>\$1,019,500</u>	<u>\$0</u>
BUDGET UNIT: 200200 MOTOR POOL REPLACEMENT	\$65,398	(\$292,143)	(\$140,540)	(\$227,210)	(\$799,100)	(\$799,100)	\$0

MUSEUM - GENERAL

077000

DEPARTMENTAL FUNCTIONS

Eastern California Museum collects, preserves and interprets the history of Inyo county. Our core work involves stewardship of over 20,000 photographs, 450 oral histories, and 15,000 objects, memorabilia, ephemera and natural history specimens within best practices guidelines and ethics for museum operations. In addition to stewardship of the artifact collection, we welcome over 10,000 visitors to the museum gallery and assist hundreds of researchers annually. We conduct programs, events and related activities relevant to regional history. We develop and display gallery exhibitions to promote a greater understanding of local history and historical themes.

MAJOR ACCOMPLISHMENTS IN FISCAL YEAR 2021-2022

- Completion of the Jane Bright Memorial Rock Garden and Japanese American Digitization project(grant funded).
- Commemoration event to mark the 150th anniversary the 1872 earthquake and installed new arborglyph exhibit
- Accepted and installed a water tank with over 60 sheepherder inscriptions in the museum equipment yard
- Multiple author events highlighting regional stories and published narratives
- Collaborated with educational programs and hosted students doing research

GOALS FOR FISCAL YEAR 2022-2023

- Update and improve collections management process and systems, collections storage and object care practices
- Planning and phase 1 of implementation of new gallery interpretation to connect audiences with relevant history of Inyo county
- Collaborate on oral history grant funded through Library of Congress
- Produce new exhibit on mountaineering, expand interpretation of water issues of the Owens Valley
- Complete BOS approved re-roofing of the Commander's house

DEPARTMENTAL BUDGET REQUEST FOR FISCAL YEAR 2022-2023

The Department's Fiscal Year 2022-2023 Requested Budget represents an overall increase of \$43,594 in expenditures, and an increase of \$37,100 in revenues, when compared to the Fiscal Year 2021-2022 Board Approved Budget. As a result, the Requested Net County Cost is increased by \$6,494.

Library of Congress grant of \$25,000 is grant awarded work for FY22/23. The Commander's house revenues previously allocated are rolled over for the now approved roof bid on the Commander's House. Museum operations will focus on deferred gallery improvements including exhibit displays/cases, artifact storage and collections needs and other physical site deficiencies.

Personnel Costs increased by \$845 compared to the Fiscal Year 2021-2022 Board Approved Budget, due to No new staffing, \$155.00 increase allocated to cover non-discretionary staffing benefits expenses..

Revenues

4555 (FEDERAL GRANTS) increased by \$25,000: Library of Congress grant funds of \$25,000, awarded 4/22/21 to be expended by 3/2023; **4599** (OTHER AGENCIES) increased by \$0: grant opportunities; **4813** (SHIPPING & HANDLING) increased by \$100: Actual shipping charges to consumers FY 21/22 \$160.00, amount rounded up to \$200.00 to accomodate sales; **4998** (OPERATING TRANSFERS IN) increased by \$5,000: Transfers from Museum Trust for long delayed gallery improvements and collections management updates; **4925** (SALES OF BOOKS & PAMPHLETS) increased by \$3,000: Rebound from COVID19 closures with daily operating hours and renewal of programs/events with associated increase in store sales; **4951** (DONATIONS) increased by \$4,000: Visitor donations and support for museum operations increase with targeted programs/activities.

Personnel

The Department's Requested Budget represents no change in the number of fulltime equivalent (FTE) positions that are supported by this budget.

None.

Services & Supplies

5199 (MAINT OF STRUCTURES-MATERIALS) increased by \$2,500: Rollover of funds for Commander's house roof expenses with BOS approved bid and museum aging infrastructure updates; **5232** (OFFICE & OTHER EQUIP < \$5,000) increased by \$5,500: laser jet printer purchase for collections, portable digital projector for events, photo booth for collections cataloguing, museum gallery furniture; **5263** (ADVERTISING) increased by \$2,500: Development of marketing collateral for museum promotions; **5265** (PROFESSIONAL & SPECIAL SERVICE) increased by \$27,800: Library of Congress grant allocated expenses for oral history project (\$25,000). Conversion of collection database to Catalogit for greater research and online capacity \$800.00 Speaker stipends and curatorial work for exhibition updates, \$2,000; **5351** (UTILITIES) increased by \$2,000: Actual utilities FY21/22 increased to \$13,000, FY22/23 budget reflects maintained level of expense.

Support & Care of Persons

(There are no changes in this object category from the previous fiscal year.)

Fixed Assets

(There are no changes in this object category from the previous fiscal year.)

FISCAL YEAR 2022-2023 REDUCTION IMPACTS TO BASE BUDGET

Museum alignment with museum best practices is required after many years of deferred updates. The museum operates daily, and continues to collect artifacts after nearly 100 years of collection and preservation of Inyo county history material. Collecting organizations have increasing storage and collections management requirements. 2

Museum expenses for overhead remain relatively stable, and visitor admission remains free to the public, but

stewardship and relevant interpretation can be improved with a small increase in expense to the County. The museum applies for and has received grants to offset some program/collections expenses. Museum trust accounts have been established to hold funds for significant projects, transfers of some of these funds is warranted to enable the museum to remain relevant and properly store its valuable collections for public service.

FISCAL YEAR 2022-2023 STATE/FEDERAL FUNDING SUMMARY

\$25,000 Federal Library of Congress grant previously explained is the only Federal funding in the museum budget.

FISCAL YEAR 2022-2023 REGULATORY COMPLIANCE SUMMARY

None.

MAJOR POLICY CONSIDERATIONS BEING REQUESTED

None.

COUNTY OF INYO
BUD002A - BUDGET REQUESTS

RUNDATE: 06/30/2022 TODAY'S DATE: 09/02/2022

FOR FISCAL YEARS: 07/01/2020 - 06/30/23

	YTD ACTUALS 06/30/2021	BOARD APPROVED 06/30/2022	WORKING BUDGET 06/30/2022	YTD ACTUALS 06/30/2022	DEPT REQUESTED 06/30/2023	CAO RECOMM 06/30/2023	BOARD APPROVED 06/30/2023
BUDGET UNIT: 077000 MUSEUM - GENERAL							
FUND: 0001 GENERAL FUND							
REVENUES:							
4555 - FEDERAL GRANTS	\$0	\$0	\$0	\$0	\$25,000	\$25,000	\$0
4599 - OTHER AGENCIES	\$0	\$7,500	\$7,500	\$7,500	\$7,500	\$7,500	\$0
AID FROM OTHER GOVT AGENCIES	\$0	\$7,500	\$7,500	\$7,500	\$32,500	\$32,500	\$0
4813 - SHIPPING & HANDLING	\$336	\$100	\$100	\$160	\$200	\$200	\$0
CHARGES FOR CURRENT SERVICES	\$336	\$100	\$100	\$160	\$200	\$200	\$0
4998 - OPERATING TRANSFERS IN	\$0	\$20,000	\$20,000	\$5,000	\$25,000	\$25,000	\$0
OTHER FINANCING SOURCES	\$0	\$20,000	\$20,000	\$5,000	\$25,000	\$25,000	\$0
4925 - SALES OF BOOKS & PAMPHLETS	\$8,933	\$12,000	\$12,000	\$10,955	\$15,000	\$15,000	\$0
4951 - DONATIONS	\$6,793	\$26,500	\$26,500	\$2,433	\$30,500	\$30,500	\$0
4997 - CASH OVER OR SHORT	\$0	\$0	\$0	\$6	\$0	\$0	\$0
OTHER REVENUE	\$15,727	\$38,500	\$38,500	\$13,395	\$45,500	\$45,500	\$0
TOTAL REVENUES:	\$16,064	\$66,100	\$66,100	\$26,056	\$103,200	\$103,200	\$0
EXPENSES:							
5001 - SALARIED EMPLOYEES	\$110,590	\$119,632	\$102,922	\$109,197	\$135,052	\$146,773	\$0
5003 - OVERTIME	\$100	\$0	\$92	\$91	\$0	\$0	\$0
5005 - HOLIDAY OVERTIME	\$0	\$0	\$376	\$375	\$0	\$0	\$0
5012 - PART TIME EMPLOYEES	\$26,310	\$37,640	\$46,458	\$33,835	\$26,428	\$26,428	\$0
5021 - RETIREMENT & SOCIAL SECURITY	\$10,985	\$11,674	\$11,674	\$10,984	\$12,492	\$13,396	\$0
5022 - PERS RETIREMENT	\$16,360	\$16,241	\$16,241	\$9,908	\$12,358	\$13,430	\$0
5024 - RETIREMENT-UNFUNDED LIAB	\$23,226	\$23,717	\$23,717	\$23,717	\$26,751	\$26,751	\$0
5031 - MEDICAL INSURANCE	\$18,432	\$20,272	\$20,272	\$19,008	\$16,973	\$16,973	\$0
5032 - DISABILITY INSURANCE	\$1,589	\$1,811	\$1,811	\$1,464	\$1,778	\$1,905	\$0
5043 - OTHER BENEFITS	\$9,525	\$0	\$2,957	\$2,956	\$0	\$0	\$0
SALARIES & BENEFITS	\$217,119	\$230,987	\$226,520	\$211,538	\$231,832	\$245,656	\$0
5199 - MAINT OF STRUCTURES-MATERIALS	\$2,806	\$42,500	\$42,500	\$6,684	\$45,000	\$45,000	\$0
5225 - COST OF SALES	\$60	\$0	\$0	\$0	\$0	\$0	\$0

COUNTY OF INYO
BUD002A - BUDGET REQUESTS

RUNDATE: 06/30/2022 TODAY'S DATE: 09/02/2022

FOR FISCAL YEARS: 07/01/2020 - 06/30/23

	YTD ACTUALS 06/30/2021	BOARD APPROVED 06/30/2022	WORKING BUDGET 06/30/2022	YTD ACTUALS 06/30/2022	DEPT REQUESTED 06/30/2023	CAO RECOMM 06/30/2023	BOARD APPROVED 06/30/2023
5232 - OFFICE & OTHER EQUIP < \$5,000	\$8,273	\$1,500	\$2,500	\$1,092	\$7,000	\$7,000	\$0
5263 - ADVERTISING	\$856	\$4,000	\$2,502	\$2,304	\$6,500	\$6,500	\$0
5265 - PROFESSIONAL & SPECIAL SERVICE	\$4,520	\$2,000	\$2,000	\$751	\$29,800	\$29,800	\$0
5291 - OFFICE, SPACE & SITE RENTAL	\$1,004	\$1,000	\$1,000	\$1,000	\$1,000	\$1,000	\$0
5311 - GENERAL OPERATING EXPENSE	\$3,384	\$5,000	\$7,000	\$7,149	\$5,000	\$5,000	\$0
5326 - LATE FEES & FINANCE CHARGES	\$0	\$0	\$10	\$9	\$0	\$0	\$0
5351 - UTILITIES	\$12,538	\$12,000	\$15,000	\$14,851	\$14,000	\$14,000	\$0
SERVICES & SUPPLIES	\$33,444	\$68,000	\$72,512	\$33,843	\$108,300	\$108,300	\$0
5123 - TECH REFRESH EXPENSE	\$5,219	\$3,879	\$3,879	\$3,879	\$5,439	\$5,439	\$0
5128 - INTERNAL SHREDDING CHARGES	\$89	\$89	\$44	\$44	\$0	\$0	\$0
5129 - INTERNAL COPY CHARGES (NON-IS)	\$751	\$1,445	\$1,445	\$762	\$1,000	\$1,000	\$0
5152 - WORKERS COMPENSATION	\$1,960	\$2,184	\$2,184	\$2,184	\$2,696	\$2,696	\$0
5155 - PUBLIC LIABILITY INSURANCE	\$1,629	\$3,399	\$3,399	\$3,399	\$4,310	\$4,310	\$0
INTERNAL CHARGES	\$9,648	\$10,996	\$10,951	\$10,268	\$13,445	\$13,445	\$0
TOTAL EXPENSES:	<u>\$260,212</u>	<u>\$309,983</u>	<u>\$309,983</u>	<u>\$255,650</u>	<u>\$353,577</u>	<u>\$367,401</u>	<u>\$0</u>
BUDGET UNIT: 077000 MUSEUM - GENERAL	(\$244,147)	(\$243,883)	(\$243,883)	(\$229,594)	(\$250,377)	(\$264,201)	\$0

NATURAL RESOURCE DEVELOPMENT

010204

DEPARTMENTAL FUNCTIONS

This budget was created in Fiscal Year 2009-2010 to fund costs associated with the County's commitment to ensuring both the appropriate and responsible development of its natural resources. At present, the efforts funded through this budget focus primarily on issues related to Federal management of publicly-owned lands within the county.

MAJOR ACCOMPLISHMENTS IN FISCAL YEAR 2021-2022

- Continued supporting the County's involvement in a myriad of Federal and State land use planning issues.

GOALS FOR FISCAL YEAR 2022-2023

- Continue to advocate for an equitable solution to regional LADWP agricultural lease issues.
- Continue to provide a source of funding for special counsel services for resource-related issues.
- Continue to provide a source of funding for economic analysis services for resource-related issues.
- Assist, as necessary, in the County's involvement in Federal and State land use planning issues.

DEPARTMENTAL BUDGET REQUEST FOR FISCAL YEAR 2022-2023

The Department's Fiscal Year 2022-2023 Requested Budget represents an overall increase of \$0 in expenditures, and an increase of \$0 in revenues, when compared to the Fiscal Year 2021-2022 Board Approved Budget. As a result, the Requested Net County Cost is increased by \$0.

Personnel Costs did not change compared to the Fiscal Year 2021-2022 Board Approved Budget.

Revenues

(There are no changes in this object category from the previous fiscal year.)

Personnel

The Department's Requested Budget represents no change in the number of fulltime equivalent (FTE) positions that are supported by this budget.

Administration of this budget is provided by staff funded in the CAO - General budget.

Services & Supplies

(There are no changes in this object category from the previous fiscal year.)

Support & Care of Persons

(There are no changes in this object category from the previous fiscal year.)

Fixed Assets

(There are no changes in this object category from the previous fiscal year.)

FISCAL YEAR 2022-2023 REDUCTION IMPACTS TO BASE BUDGET

Not Applicable

FISCAL YEAR 2022-2023 STATE/FEDERAL FUNDING SUMMARY

Not Applicable

FISCAL YEAR 2022-2023 REGULATORY COMPLIANCE SUMMARY

Not Applicable

MAJOR POLICY CONSIDERATIONS BEING REQUESTED

Not Applicable

COUNTY OF INYO

BUD002A - BUDGET REQUESTS

RUNDATE: 06/30/2022 TODAY'S DATE: 09/02/2022

FOR FISCAL YEARS: 07/01/2020 - 06/30/23

	YTD ACTUALS 06/30/2021	BOARD APPROVED 06/30/2022	WORKING BUDGET 06/30/2022	YTD ACTUALS 06/30/2022	DEPT REQUESTED 06/30/2023	CAO RECOMM 06/30/2023	BOARD APPROVED 06/30/2023
BUDGET UNIT: 010204 NATURAL RESOURCE DEVELOPMENT							
FUND: 0040 NATURAL RESOURCE DEVELOPMENT							
REVENUES:							
TOTAL REVENUES:	\$0	\$0	\$0	\$0	\$0	\$0	\$0
EXPENSES:							
5265 - PROFESSIONAL & SPECIAL SERVICE	\$1,190	\$110,000	\$146,639	\$0	\$110,000	\$110,000	\$0
5311 - GENERAL OPERATING EXPENSE	\$2,500	\$3,000	\$3,000	\$0	\$3,000	\$3,000	\$0
5331 - TRAVEL EXPENSE	\$0	\$5,000	\$5,000	\$0	\$5,000	\$5,000	\$0
SERVICES & SUPPLIES	\$3,690	\$118,000	\$154,639	\$0	\$118,000	\$118,000	\$0
TOTAL EXPENSES:	\$3,690	\$118,000	\$154,639	\$0	\$118,000	\$118,000	\$0
BUDGET UNIT: 010204 NATURAL RESOURCE DEVELOPMENT	(\$3,690)	(\$118,000)	(\$154,639)	\$0	(\$118,000)	(\$118,000)	\$0

PERSONNEL

010800

DEPARTMENTAL FUNCTIONS

The department coordinates the recruitment, testing and selection processes used to fill vacancies, or new positions created by the Board of Supervisors. The department also provides orientation for all new full-time employees and on-going services to all employees in the areas of benefits administration; ensures departmental compliance with personnel administration policies, practices, and procedures and confers with departmental representatives and staff on sensitive and/or volatile personnel issues, strategies, and courses of action; conducts personnel investigations; develops and implements training programs on a variety of personnel issues.

MAJOR ACCOMPLISHMENTS IN FISCAL YEAR 2021-2022

- Hire a new Personnel Analyst
- Began implementation of a new on line recruitment and application program (NeoGov)
- Continued to navigate all the changes in COVID 19 State Guidelines and procedures

GOALS FOR FISCAL YEAR 2022-2023

- Complement labor contracts with the Law Enforcement Administrators, Deputy Sheriff's Association and Elected Officials Assistants Association
- Complete implementation of NeoGov
- Implementation of employee on line through One Solution

DEPARTMENTAL BUDGET REQUEST FOR FISCAL YEAR 2022-2023

The Department's Fiscal Year 2022-2023 Requested Budget represents an overall increase of \$167,904 in expenditures, and an increase of \$0 in revenues, when compared to the Fiscal Year 2021-2022 Board Approved Budget. As a result, the Requested Net County Cost is increased by \$167,904.

Personnel Costs increased by \$101,364 compared to the Fiscal Year 2021-2022 Board Approved Budget, due to COLA's, increased benefit expenses and partially funding the Assistant CAO so that training can continue.

Revenues

(There are no changes in this object category from the previous fiscal year.)

Personnel

The Department's Requested Budget represents an increase in the number of fulltime equivalent (FTE) positions that are supported by this budget.

There is an increase of 40% in FTE's to partially fund the Assistant CAO Position

Services & Supplies

5263 (ADVERTISING) decreased by \$2,000: based on actuals; **5265** (PROFESSIONAL & SPECIAL SERVICE) increased by \$21,000: based on actual need; **5291** (OFFICE, SPACE & SITE RENTAL) decreased by \$400: based on prior year actuals; **5351** (UTILITIES) decreased by \$900: based on actuals.

Support & Care of Persons

(There are no changes in this object category from the previous fiscal year.)

Fixed Assets

(There are no changes in this object category from the previous fiscal year.)

FISCAL YEAR 2022-2023 REDUCTION IMPACTS TO BASE BUDGET

Not Applicable

FISCAL YEAR 2022-2023 STATE/FEDERAL FUNDING SUMMARY

Not Applicable

FISCAL YEAR 2022-2023 REGULATORY COMPLIANCE SUMMARY

Not Applicable

MAJOR POLICY CONSIDERATIONS BEING REQUESTED

Not Applicable

COUNTY OF INYO
BUD002A - BUDGET REQUESTS

RUNDATE: 06/30/2022 TODAY'S DATE: 09/02/2022

FOR FISCAL YEARS: 07/01/2020 - 06/30/23

	YTD ACTUALS 06/30/2021	BOARD APPROVED 06/30/2022	WORKING BUDGET 06/30/2022	YTD ACTUALS 06/30/2022	DEPT REQUESTED 06/30/2023	CAO RECOMM 06/30/2023	BOARD APPROVED 06/30/2023
BUDGET UNIT: 010800 PERSONNEL							
FUND: 0001 GENERAL FUND							
REVENUES:							
4827 - TRIAL COURT CHARGES	\$18,000	\$18,000	\$18,000	\$18,000	\$18,000	\$18,000	\$0
CHARGES FOR CURRENT SERVICES	\$18,000	\$18,000	\$18,000	\$18,000	\$18,000	\$18,000	\$0
4998 - OPERATING TRANSFERS IN	\$8,000	\$0	\$0	\$0	\$0	\$0	\$0
OTHER FINANCING SOURCES	\$8,000	\$0	\$0	\$0	\$0	\$0	\$0
4961 - REIMBURSED EXPENSES	\$9,179	\$0	\$0	\$0	\$0	\$0	\$0
OTHER REVENUE	\$9,179	\$0	\$0	\$0	\$0	\$0	\$0
TOTAL REVENUES:	<u>\$35,179</u>	<u>\$18,000</u>	<u>\$18,000</u>	<u>\$18,000</u>	<u>\$18,000</u>	<u>\$18,000</u>	<u>\$0</u>
EXPENSES:							
5001 - SALARIED EMPLOYEES	\$260,725	\$313,094	\$313,094	\$267,092	\$391,452	\$400,647	\$0
5003 - OVERTIME	\$1,035	\$5,000	\$5,000	\$2,484	\$5,000	\$5,000	\$0
5012 - PART TIME EMPLOYEES	\$8,577	\$10,000	\$10,000	\$8,854	\$0	\$0	\$0
5021 - RETIREMENT & SOCIAL SECURITY	\$22,809	\$25,703	\$25,703	\$23,395	\$30,959	\$31,665	\$0
5022 - PERS RETIREMENT	\$43,906	\$46,439	\$46,439	\$39,247	\$58,632	\$60,171	\$0
5024 - RETIREMENT-UNFUNDED LIAB	\$40,643	\$41,505	\$41,505	\$41,505	\$46,813	\$46,813	\$0
5031 - MEDICAL INSURANCE	\$8,015	\$19,798	\$19,798	\$8,633	\$29,419	\$29,419	\$0
5032 - DISABILITY INSURANCE	\$2,966	\$3,924	\$3,924	\$3,061	\$4,379	\$4,379	\$0
5034 - EDUCATION REIMBURSEMENT	\$21,271	\$25,000	\$25,000	\$14,815	\$25,000	\$25,000	\$0
5043 - OTHER BENEFITS	\$26,051	\$19,081	\$19,081	\$19,349	\$19,254	\$19,254	\$0
SALARIES & BENEFITS	\$436,001	\$509,544	\$509,544	\$428,439	\$610,908	\$622,348	\$0
5122 - CELL PHONES	\$0	\$0	\$0	\$183	\$0	\$0	\$0
5232 - OFFICE & OTHER EQUIP < \$5,000	\$6,735	\$10,000	\$10,000	\$1,925	\$10,000	\$10,000	\$0
5263 - ADVERTISING	\$9,190	\$17,000	\$17,000	\$8,696	\$15,000	\$15,000	\$0
5265 - PROFESSIONAL & SPECIAL SERVICE	\$241,667	\$461,500	\$501,583	\$207,801	\$482,500	\$482,500	\$0
5291 - OFFICE, SPACE & SITE RENTAL	\$1,025	\$2,400	\$2,400	\$0	\$2,000	\$2,000	\$0
5311 - GENERAL OPERATING EXPENSE	\$13,416	\$21,500	\$18,890	\$11,591	\$21,500	\$21,500	\$0
5331 - TRAVEL EXPENSE	\$0	\$7,000	\$7,000	\$2,312	\$7,000	\$7,000	\$0

COUNTY OF INYO
BUD002A - BUDGET REQUESTS

RUNDATE: 06/30/2022 TODAY'S DATE: 09/02/2022

FOR FISCAL YEARS: 07/01/2020 - 06/30/23

	YTD ACTUALS 06/30/2021	BOARD APPROVED 06/30/2022	WORKING BUDGET 06/30/2022	YTD ACTUALS 06/30/2022	DEPT REQUESTED 06/30/2023	CAO RECOMM 06/30/2023	BOARD APPROVED 06/30/2023
5351 - UTILITIES	\$517	\$900	\$900	\$0	\$0	\$0	\$0
SERVICES & SUPPLIES	\$272,552	\$520,300	\$557,773	\$232,509	\$538,000	\$538,000	\$0
5123 - TECH REFRESH EXPENSE	\$4,305	\$4,305	\$4,305	\$4,305	\$5,439	\$5,439	\$0
5124 - EXTERNAL CHARGES	\$5,750	\$0	\$0	\$0	\$0	\$0	\$0
5127 - MOBILE DEVICE MANAGEMENT-INTER	\$0	\$0	\$10	\$5	\$0	\$0	\$0
5128 - INTERNAL SHREDDING CHARGES	\$339	\$339	\$439	\$439	\$540	\$540	\$0
5129 - INTERNAL COPY CHARGES (NON-IS)	\$3,727	\$3,500	\$6,000	\$4,215	\$5,500	\$5,500	\$0
5152 - WORKERS COMPENSATION	\$4,633	\$4,175	\$4,175	\$4,175	\$5,372	\$5,372	\$0
5155 - PUBLIC LIABILITY INSURANCE	\$3,851	\$74,486	\$74,486	\$74,486	\$112,494	\$112,494	\$0
5333 - MOTOR POOL	\$2,159	\$4,500	\$10,000	\$7,725	\$10,800	\$10,800	\$0
INTERNAL CHARGES	\$24,766	\$91,305	\$99,415	\$95,351	\$140,145	\$140,145	\$0
5901 - CONTINGENCIES	\$0	\$285,000	\$285,000	\$0	\$285,000	\$285,000	\$0
RESERVES	\$0	\$285,000	\$285,000	\$0	\$285,000	\$285,000	\$0
TOTAL EXPENSES:	\$733,320	\$1,406,149	\$1,451,732	\$756,299	\$1,574,053	\$1,585,493	\$0
BUDGET UNIT: 010800 PERSONNEL	(\$698,141)	(\$1,388,149)	(\$1,433,732)	(\$738,299)	(\$1,556,053)	(\$1,567,493)	\$0

PROPERTY TAX UPGRADE

011804

DEPARTMENTAL FUNCTIONS

The Aumentum Property Tax Management System (PTMS) project was initiated in December 2012 to replace the existing legacy PTMS, as the legacy system was no longer capable of providing the additional functionality needed to effectively assess, bill, collect and distribute property taxes. The County began using the Aumentum PTMS in November 2019.

MAJOR ACCOMPLISHMENTS IN FISCAL YEAR 2021-2022

- Successfully closed the FY2020-2021 tax roll, sent tax bills to property owners, collected tax bill payments, and distributed tax revenues to the appropriate special districts.

GOALS FOR FISCAL YEAR 2022-2023

- Continue to work through configuration issues to improve the functionality of the Aumentum PTMS.
- Process supplemental bills and distributions.
- Develop system training procedures and materials with Aumentum for new employees.
- Move our Production and Test PTMS environments to the Aumentum cloud and transition to a managed services support model.

DEPARTMENTAL BUDGET REQUEST FOR FISCAL YEAR 2022-2023

The Department's Fiscal Year 2022-2023 Requested Budget represents an overall increase of \$21,660 in expenditures, and an increase of \$0 in revenues, when compared to the Fiscal Year 2021-2022 Board Approved Budget. As a result, the Requested Net County Cost is increased by \$21,660.

Personnel Costs did not change compared to the Fiscal Year 2021-2022 Board Approved Budget.

Revenues

(There are no changes in this object category from the previous fiscal year.)

Personnel

The Department's Requested Budget represents no change in the number of fulltime equivalent (FTE) positions that are supported by this budget.

The Property Tax budget does not fund personnel-related costs.

Services & Supplies

5265 (PROFESSIONAL & SPECIAL SERVICE) increased by \$49,410: The requested budget will provide for hosted Aumentum Production and Test environments and for managed services; **5311** (GENERAL OPERATING EXPENSE) decreased by \$1,200: The requested budget does not include any expected general operating expenses for this fiscal year.

Support & Care of Persons

(There are no changes in this object category from the previous fiscal year.)

Fixed Assets

(There are no changes in this object category from the previous fiscal year.)

FISCAL YEAR 2022-2023 REDUCTION IMPACTS TO BASE BUDGET

There are no significant impacts anticipated in this budget in meeting the FY 2021-2022 budget parameter guidelines.

FISCAL YEAR 2022-2023 STATE/FEDERAL FUNDING SUMMARY

Not applicable.

FISCAL YEAR 2022-2023 REGULATORY COMPLIANCE SUMMARY

Not applicable.

MAJOR POLICY CONSIDERATIONS BEING REQUESTED

None.

COUNTY OF INYO

BUD002A - BUDGET REQUESTS

RUNDATE: 06/30/2022 TODAY'S DATE: 09/02/2022

FOR FISCAL YEARS: 07/01/2020 - 06/30/23

	YTD ACTUALS 06/30/2021	BOARD APPROVED 06/30/2022	WORKING BUDGET 06/30/2022	YTD ACTUALS 06/30/2022	DEPT REQUESTED 06/30/2023	CAO RECOMM 06/30/2023	BOARD APPROVED 06/30/2023
BUDGET UNIT: 011804 PROPERTY TAX UPGRADE							
FUND: 6999 COMPUTER SYSTEM FUND							
REVENUES:							
TOTAL REVENUES:	\$0	\$0	\$0	\$0	\$0	\$0	\$0
EXPENSES:							
5265 - PROFESSIONAL & SPECIAL SERVICE	\$0	\$120,000	\$120,000	\$0	\$169,410	\$169,410	\$0
5311 - GENERAL OPERATING EXPENSE	\$0	\$1,200	\$1,200	\$0	\$0	\$0	\$0
SERVICES & SUPPLIES	\$0	\$121,200	\$121,200	\$0	\$169,410	\$169,410	\$0
5561 - PRINCIPAL ON NOTES PAYABLE	\$47,507	\$26,550	\$26,550	\$26,526	\$0	\$0	\$0
DEBT SERVICE PRINCIPAL	\$47,507	\$26,550	\$26,550	\$26,526	\$0	\$0	\$0
TOTAL EXPENSES:	\$47,507	\$147,750	\$147,750	\$26,526	\$169,410	\$169,410	\$0
BUDGET UNIT: 011804 PROPERTY TAX UPGRADE	(\$47,507)	(\$147,750)	(\$147,750)	(\$26,526)	(\$169,410)	(\$169,410)	\$0

PUBLIC DEFENDER

022600

DEPARTMENTAL FUNCTIONS

This budget is used to fund the County's costs for providing Public Defender (Indigent Defense) services. State law requires the County of Inyo to provide public defense services, and the County complies with this mandate by contracting with attorneys to provide the legal services required by law. Public defender costs include the costs of agreements with attorneys with whom the county contracts for public defender services, as well as the cost for out-of-contract attorney appointments made by the Superior Court, over which the County has no control. Other costs include Court-ordered witness fees, Court-ordered expert witness fees, Court-ordered doctor fees (including psychological evaluations), Court-ordered private investigation fees, drug testing fees, and miscellaneous expenses as ordered by the Courts.

MAJOR ACCOMPLISHMENTS IN FISCAL YEAR 2021-2022

- Continued the provision of mandated legal services

GOALS FOR FISCAL YEAR 2022-2023

- Continue the provision of mandated legal defense

DEPARTMENTAL BUDGET REQUEST FOR FISCAL YEAR 2022-2023

The Department's Fiscal Year 2022-2023 Requested Budget represents an overall increase of \$17,400 in expenditures, and an increase of \$17,400 in revenues, when compared to the Fiscal Year 2021-2022 Board Approved Budget. As a result, the Requested Net County Cost is increased by \$0.

Personnel Costs did not change compared to the Fiscal Year 2021-2022 Board Approved Budget.

Revenues

4485 (STATE - PUBLIC SAFETY SERVICES) increased by \$10,000: Based on actual historical data; **4632** (PUBLIC DEFENDER FEES) decreased by \$400: based on actuals; **4827** (TRIAL COURT CHARGES) increased by \$7,800: based on allocation from the Courts.

Personnel

The Department's Requested Budget represents no change in the number of fulltime equivalent (FTE) positions that are supported by this budget.

The administrative costs associated with the provision of Public Defender services are primarily absorbed by the CAO-General budget.

Services & Supplies

5265 (PROFESSIONAL & SPECIAL SERVICE) increased by \$11,326: Increased contract expenses; **5311** (GENERAL OPERATING EXPENSE) increased by \$5,724: the addition of a legal online agreement for the Public Defenders to access.

Support & Care of Persons

(There are no changes in this object category from the previous fiscal year.)

Fixed Assets

(There are no changes in this object category from the previous fiscal year.)

FISCAL YEAR 2022-2023 REDUCTION IMPACTS TO BASE BUDGET

The County of Inyo is mandated to provide public defense services.

FISCAL YEAR 2022-2023 STATE/FEDERAL FUNDING SUMMARY

Not Applicable

FISCAL YEAR 2022-2023 REGULATORY COMPLIANCE SUMMARY

Not Applicable

MAJOR POLICY CONSIDERATIONS BEING REQUESTED

Not Applicable

COUNTY OF INYO
BUD002A - BUDGET REQUESTS

RUNDATE: 06/30/2022 TODAY'S DATE: 09/02/2022

FOR FISCAL YEARS: 07/01/2020 - 06/30/23

	YTD ACTUALS 06/30/2021	BOARD APPROVED 06/30/2022	WORKING BUDGET 06/30/2022	YTD ACTUALS 06/30/2022	DEPT REQUESTED 06/30/2023	CAO RECOMM 06/30/2023	BOARD APPROVED 06/30/2023
BUDGET UNIT: 022600 PUBLIC DEFENDER							
FUND: 0001 GENERAL FUND							
REVENUES:							
4485 - STATE - PUBLIC SAFETY SERVICES	\$162,886	\$150,000	\$150,000	\$158,931	\$160,000	\$190,000	\$0
AID FROM OTHER GOVT AGENCIES	\$162,886	\$150,000	\$150,000	\$158,931	\$160,000	\$190,000	\$0
4632 - PUBLIC DEFENDER FEES	\$1,451	\$1,400	\$1,400	\$619	\$1,000	\$1,000	\$0
4827 - TRIAL COURT CHARGES	\$39,570	\$36,000	\$36,000	\$105,742	\$43,800	\$43,800	\$0
CHARGES FOR CURRENT SERVICES	\$41,021	\$37,400	\$37,400	\$106,361	\$44,800	\$44,800	\$0
TOTAL REVENUES:	<u>\$203,908</u>	<u>\$187,400</u>	<u>\$187,400</u>	<u>\$265,293</u>	<u>\$204,800</u>	<u>\$234,800</u>	<u>\$0</u>
EXPENSES:							
5263 - ADVERTISING	\$0	\$500	\$500	\$0	\$500	\$500	\$0
5265 - PROFESSIONAL & SPECIAL SERVICE	\$675,533	\$852,500	\$852,500	\$645,719	\$863,826	\$763,826	\$0
5311 - GENERAL OPERATING EXPENSE	\$0	\$0	\$0	\$0	\$5,724	\$5,724	\$0
SERVICES & SUPPLIES	\$675,533	\$853,000	\$853,000	\$645,719	\$870,050	\$770,050	\$0
5129 - INTERNAL COPY CHARGES (NON-IS)	\$57	\$150	\$150	\$56	\$500	\$500	\$0
INTERNAL CHARGES	\$57	\$150	\$150	\$56	\$500	\$500	\$0
TOTAL EXPENSES:	<u>\$675,590</u>	<u>\$853,150</u>	<u>\$853,150</u>	<u>\$645,775</u>	<u>\$870,550</u>	<u>\$770,550</u>	<u>\$0</u>
BUDGET UNIT: 022600 PUBLIC DEFENDER	(\$471,682)	(\$665,750)	(\$665,750)	(\$380,482)	(\$665,750)	(\$535,750)	\$0

PURCHASING REVOLVING 200300

DEPARTMENTAL FUNCTIONS

This budget is used to consolidate the purchase of office supplies and paper for the County Departments. It is a revolving fund for purchasing

MAJOR ACCOMPLISHMENTS IN FISCAL YEAR 2021-2022

- Continued to achieve the most favorable prices for the purchase of essential general office supplies

GOALS FOR FISCAL YEAR 2022-2023

- Continue to achieve the most favorable prices available for the purchase of general office supplies

DEPARTMENTAL BUDGET REQUEST FOR FISCAL YEAR 2022-2023

The Department's Fiscal Year 2022-2023 Requested Budget represents an overall increase of \$0 in expenditures, and an increase of \$0 in revenues, when compared to the Fiscal Year 2021-2022 Board Approved Budget. As a result, the Requested Net County Cost is increased by \$0.

Personnel Costs did not change compared to the Fiscal Year 2021-2022 Board Approved Budget.

Revenues

(There are no changes in this object category from the previous fiscal year.)

Personnel

The Department's Requested Budget represents no change in the number of fulltime equivalent (FTE) positions that are supported by this budget.

The costs associated with administration of this budget are absorbed in the CAO - General budget.

Services & Supplies

(There are no changes in this object category from the previous fiscal year.)

Support & Care of Persons

(There are no changes in this object category from the previous fiscal year.)

Fixed Assets

(There are no changes in this object category from the previous fiscal year.)

FISCAL YEAR 2022-2023 REDUCTION IMPACTS TO BASE BUDGET

Not Applicable

FISCAL YEAR 2022-2023 STATE/FEDERAL FUNDING SUMMARY

Not Applicable

FISCAL YEAR 2022-2023 REGULATORY COMPLIANCE SUMMARY

Not Applicable

MAJOR POLICY CONSIDERATIONS BEING REQUESTED

Not Applicable

COUNTY OF INYO

BUD002A - BUDGET REQUESTS

RUNDATE: 06/30/2022 TODAY'S DATE: 09/02/2022

FOR FISCAL YEARS: 07/01/2020 - 06/30/23

	YTD ACTUALS 06/30/2021	BOARD APPROVED 06/30/2022	WORKING BUDGET 06/30/2022	YTD ACTUALS 06/30/2022	DEPT REQUESTED 06/30/2023	CAO RECOMM 06/30/2023	BOARD APPROVED 06/30/2023
BUDGET UNIT: 200300 PURCHASING REVOLVING							
FUND: 2000 PURCHASING REVOLVING							
REVENUES:							
4825 - OTHER CURRENT CHARGES	\$98,931	\$175,000	\$175,000	\$109,060	\$175,000	\$175,000	\$0
CHARGES FOR CURRENT SERVICES	\$98,931	\$175,000	\$175,000	\$109,060	\$175,000	\$175,000	\$0
TOTAL REVENUES:	<u>\$98,931</u>	<u>\$175,000</u>	<u>\$175,000</u>	<u>\$109,060</u>	<u>\$175,000</u>	<u>\$175,000</u>	<u>\$0</u>
EXPENSES:							
5263 - ADVERTISING	\$0	\$0	\$0	\$21	\$0	\$0	\$0
5311 - GENERAL OPERATING EXPENSE	\$96,395	\$175,000	\$175,381	\$116,352	\$175,000	\$175,000	\$0
SERVICES & SUPPLIES	\$96,395	\$175,000	\$175,381	\$116,374	\$175,000	\$175,000	\$0
TOTAL EXPENSES:	<u>\$96,395</u>	<u>\$175,000</u>	<u>\$175,381</u>	<u>\$116,374</u>	<u>\$175,000</u>	<u>\$175,000</u>	<u>\$0</u>
BUDGET UNIT: 200300 PURCHASING REVOLVING	\$2,535	\$0	(\$381)	(\$7,313)	\$0	\$0	\$0

RISK MANAGEMENT

010900

DEPARTMENTAL FUNCTIONS

Risk Management coordinates and administers all insurance programs for the County, though some departments pay the premiums directly. Most of the insurance programs span the Liability, Workers' Compensation, Medical Malpractice, and Property Insurance budgets. Risk Management works to reduce to hazards to employees and financial risks to county budgets by conducting proactive safety/ADA/policy/procedure inspections/audits, investigating liability and workers' compensation claims, developing and administering employee safety training, coordinating with outside legal counsel and TPAs, handling notices of claims, responding to inquiries from state agencies, managing the workers' compensation program, and more. Risk Management also sets insurance requirements for contracts and maintains third party insurance records. The Risk Manager is an information and advice resource to management on questions related to employee accommodations, employee injuries, hazards in the workplace and other areas, insurance for contracts, ADA/FEHA, OSHA and Cal/OSHA, risk control in communications, and related matters.

As the Americans with Disabilities Act (ADA) Coordinator, the Risk Manager is responsible for the individualized interactive process, reasonable accommodations, ADA Grievances, and, with the ADA Task Force, targeted reviews of the County's Facility ADA Self Improvement Plan.

The Risk Manager represents the County locally and across the state for the good of the County. The Risk Manager is:

- A. Member of the Inyo County Quality Assurance Committee for correctional care issues
 - B. Member of the Inyo County Threat Assessment Team for violence in the workplace issues
 - C. Co-Chair of the Inyo County Joint Labor Management Health and Safety Committee
 - D. Chair of the Inyo County ADA Task Force for disability access issues
 - E. Member of the Board of Directors for PRISM (A \$1B insurance JPA)
 - F. Committee member of PRISM's Primary Workers' Compensation (PWC) committee
 - G. Committee member of PRISM's prestigious Underwriting (UW) Committee.
- Additionally, networking memberships include PASMA, PARMA, and RIMS.

MAJOR ACCOMPLISHMENTS IN FISCAL YEAR 2021-2022

- Updated the COVID-19 Prevention Plan and kept up with ever changing COVID-related rules and regulations
- Inspected 90 locations in September 2021 during COVID and reported results to Department Heads
- Revised prioritization planning for addressing county facility ADA challenges in cooperation with ADA Task Force
- Kept up with notification and documentation requirements for COVID until I went on vacation in July 2022.

GOALS FOR FISCAL YEAR 2022-2023

- Update the Inyo County COVID-19 Prevention Plan
- Recruit and hire Safety Coordinator, establish their level of knowledge, and set training/coaching plan
- Complete inventory of all hazardous materials in the workplace and ensure safety data sheet binders are complete and accessible

- Refine statistical method for data collection and assessment to determine which county intersections that might need additional safety controls
- Once new Coordinator is up to speed, develop risk matrix for CAO presentation

DEPARTMENTAL BUDGET REQUEST FOR FISCAL YEAR 2022-2023

The Department's Fiscal Year 2022-2023 Requested Budget represents an overall increase of \$40,720 in expenditures, and an increase of \$50,720 in revenues, when compared to the Fiscal Year 2021-2022 Board Approved Budget. As a result, the Requested Net County Cost is decreased by \$10,000.

Personnel Costs increased by \$38,554 compared to the Fiscal Year 2021-2022 Board Approved Budget, due to a request for a new position and COLA.

Revenues

4821 (INTRA COUNTY CHARGES) decreased by \$20,000: No eligible revenue this fiscal year; **4822** (INTRA COUNTY INSURANCE ADMIN) increased by \$80,720: Based on actual budgeted figures; **4998** (OPERATING TRANSFERS IN) decreased by \$10,000: Only budgeting the actual amount needed.

Personnel

The Department's Requested Budget represents an increase in the number of fulltime equivalent (FTE) positions that are supported by this budget.

FTE's in this budget are increased by 1 full-time equivalent. Risk Management is requesting a new position - Safety Coordinator - to assist the Risk Manager with employee safety program implementation and continuous improvement. To do so, this role's mission involves enhancing employee engagement in the safety program; improving safety-related communications; assisting with supervision of online learning platforms; making safety communications more targeted and more effective; conducting hazard assessments and assisting departments and supervisors with innovative, cost-conscious, and effective control measures to address those hazards proactively; developing training and educational materials; collecting and reporting data; and assisting the Risk Manager with the development and promotion of future wellness programs. The Risk Manager developed a framework and really starting changing the culture from mere compliance to a focus on proactive safety over the last four years, which also may have made the demands on Risk much more than originally intended. The addition of a Safety Coordinator to the Risk team at this time will further the culture shift and continue the efforts toward reducing frequency and severity of claims and the potential thereof. This position is expected to pay for itself in employee morale and proactive loss control measures. The position will also free up the Risk Manager to focus more specifically on ADA-related responsibilities; policy reviews and advice; and other risk assessment, mitigation, financing, forecasting, and monitoring responsibilities for the good of the County.

Services & Supplies

5122 (CELL PHONES) decreased by \$200: based on actual expenditures; **5232** (OFFICE & OTHER EQUIP < \$5,000) increased by \$1,000: equipment needed this fiscal year; **5265** (PROFESSIONAL & SPECIAL SERVICE) decreased by \$21,000: based on actual needs; **5311** (GENERAL OPERATING EXPENSE) decreased by \$37: minimal decrease; **5331** (TRAVEL EXPENSE) increased by \$18,200: Ability to have the new position attend the many required safety trainings; **5351** (UTILITIES) increased by \$163: based on actual expenditures in previous fiscal year.

Support & Care of Persons

(There are no changes in this object category from the previous fiscal year.)

Fixed Assets

(There are no changes in this object category from the previous fiscal year.)

FISCAL YEAR 2022-2023 REDUCTION IMPACTS TO BASE BUDGET

Not Applicable

FISCAL YEAR 2022-2023 STATE/FEDERAL FUNDING SUMMARY

Not Applicable

FISCAL YEAR 2022-2023 REGULATORY COMPLIANCE SUMMARY

Not Applicable

MAJOR POLICY CONSIDERATIONS BEING REQUESTED

Not Applicable

COUNTY OF INYO
BUD002A - BUDGET REQUESTS

RUNDATE: 06/30/2022 TODAY'S DATE: 09/02/2022

FOR FISCAL YEARS: 07/01/2020 - 06/30/23

	YTD ACTUALS 06/30/2021	BOARD APPROVED 06/30/2022	WORKING BUDGET 06/30/2022	YTD ACTUALS 06/30/2022	DEPT REQUESTED 06/30/2023	CAO RECOMM 06/30/2023	BOARD APPROVED 06/30/2023
BUDGET UNIT: 010900 RISK MANAGEMENT							
FUND: 0001 GENERAL FUND							
REVENUES:							
4821 - INTRA COUNTY CHARGES	\$0	\$20,000	\$20,000	\$1,034	\$0	\$0	\$0
4822 - INTRA COUNTY INSURANCE ADMIN CHARGES FOR CURRENT SERVICES	\$242,878	\$264,873	\$274,873	\$274,873	\$345,593	\$345,593	\$0
	\$242,878	\$284,873	\$294,873	\$275,907	\$345,593	\$345,593	\$0
4998 - OPERATING TRANSFERS IN OTHER FINANCING SOURCES	\$0	\$20,000	\$20,000	\$0	\$10,000	\$10,000	\$0
	\$0	\$20,000	\$20,000	\$0	\$10,000	\$10,000	\$0
4961 - REIMBURSED EXPENSES OTHER REVENUE	\$308	\$0	\$0	\$1,208	\$0	\$0	\$0
	\$308	\$0	\$0	\$1,208	\$0	\$0	\$0
TOTAL REVENUES:	\$243,186	\$304,873	\$314,873	\$277,116	\$355,593	\$355,593	\$0
EXPENSES:							
5001 - SALARIED EMPLOYEES	\$141,893	\$148,208	\$148,000	\$149,121	\$184,562	\$193,582	\$0
5012 - PART TIME EMPLOYEES	\$4,403	\$20,000	\$20,000	\$2,802	\$0	\$10,000	\$0
5021 - RETIREMENT & SOCIAL SECURITY	\$11,265	\$11,646	\$12,250	\$11,614	\$14,388	\$15,084	\$0
5022 - PERS RETIREMENT	\$25,355	\$25,253	\$26,000	\$24,883	\$27,063	\$29,112	\$0
5024 - RETIREMENT-UNFUNDED LIAB	\$17,418	\$17,788	\$17,788	\$17,788	\$20,063	\$20,063	\$0
5031 - MEDICAL INSURANCE	\$16,246	\$17,659	\$19,659	\$18,782	\$32,976	\$32,976	\$0
5032 - DISABILITY INSURANCE	\$1,528	\$1,807	\$1,900	\$1,672	\$2,048	\$2,145	\$0
5043 - OTHER BENEFITS SALARIES & BENEFITS	\$2,890	\$2,166	\$2,166	\$2,175	\$1,444	\$1,444	\$0
	\$221,000	\$244,527	\$247,763	\$228,839	\$282,544	\$304,406	\$0
5122 - CELL PHONES	\$650	\$1,200	\$1,200	\$877	\$1,000	\$1,000	\$0
5232 - OFFICE & OTHER EQUIP < \$5,000	\$2,394	\$4,000	\$5,000	\$2,938	\$5,000	\$5,000	\$0
5265 - PROFESSIONAL & SPECIAL SERVICE	\$155	\$31,000	\$31,000	\$4,568	\$10,000	\$10,000	\$0
5291 - OFFICE, SPACE & SITE RENTAL	\$960	\$3,000	\$5,000	\$1,080	\$3,000	\$3,000	\$0
5311 - GENERAL OPERATING EXPENSE	\$1,583	\$5,037	\$7,556	\$3,656	\$5,000	\$5,000	\$0
5326 - LATE FEES & FINANCE CHARGES	\$9	\$0	\$50	\$9	\$0	\$0	\$0
5331 - TRAVEL EXPENSE	\$248	\$1,800	\$1,800	\$1,969	\$20,000	\$20,000	\$0
5351 - UTILITIES	\$1,839	\$1,337	\$1,500	\$859	\$1,500	\$1,500	\$0

COUNTY OF INYO
BUD002A - BUDGET REQUESTS

RUNDATE: 06/30/2022 TODAY'S DATE: 09/02/2022

FOR FISCAL YEARS: 07/01/2020 - 06/30/23

	YTD ACTUALS 06/30/2021	BOARD APPROVED 06/30/2022	WORKING BUDGET 06/30/2022	YTD ACTUALS 06/30/2022	DEPT REQUESTED 06/30/2023	CAO RECOMM 06/30/2023	BOARD APPROVED 06/30/2023
SERVICES & SUPPLIES	\$7,840	\$47,374	\$53,106	\$15,959	\$45,500	\$45,500	\$0
5123 - TECH REFRESH EXPENSE	\$3,129	\$1,828	\$1,828	\$1,828	\$1,851	\$1,851	\$0
5127 - MOBILE DEVICE MANAGEMENT-INTER	\$14	\$18	\$18	\$18	\$7	\$7	\$0
5128 - INTERNAL SHREDDING CHARGES	\$116	\$116	\$148	\$148	\$180	\$180	\$0
5129 - INTERNAL COPY CHARGES (NON-IS)	\$718	\$1,200	\$1,200	\$1,099	\$1,500	\$1,500	\$0
5152 - WORKERS COMPENSATION	\$1,946	\$2,273	\$2,273	\$2,273	\$2,876	\$2,876	\$0
5155 - PUBLIC LIABILITY INSURANCE	\$1,617	\$3,537	\$3,537	\$3,537	\$4,598	\$4,598	\$0
5333 - MOTOR POOL	\$418	\$4,000	\$5,000	\$4,409	\$6,000	\$6,000	\$0
INTERNAL CHARGES	\$7,959	\$12,972	\$14,004	\$13,313	\$17,012	\$17,012	\$0
TOTAL EXPENSES:	\$236,801	\$304,873	\$314,873	\$258,112	\$345,056	\$366,918	\$0
BUDGET UNIT: 010900 RISK MANAGEMENT	\$6,385	\$0	\$0	\$19,003	\$10,537	(\$11,325)	\$0

VETERANS SERVICE OFFICER

056600

DEPARTMENTAL FUNCTIONS

The County Veterans Services Office (CVSO) has the duty and primary function to assist the Inyo/Mono Counties veteran community in applying for and maintaining available benefits and entitlements for which they may be eligible. Veteran benefits are administered by federal, state and local governments. In addition to our own veteran community, the CVSO must answer to any veteran that may seek assistance of this office, the Board of Supervisors and the County Administrative Officer. All Veteran Services Representatives in the CVSO must achieve and maintain Accreditation with the California Department of Veterans Affairs as a condition of their employment. This Accreditation must be secured within 6 months of employment. Once achieved, Veteran Services Representatives must maintain their accreditation by completing a mandatory amount of Continuing Education Units each year as directed by the Department of Veterans Affairs.

MAJOR ACCOMPLISHMENTS IN FISCAL YEAR 2021-2022

- Obtained Accreditation through CalVet
- Developed and implemented a community outreach schedule for the most remote portions of Inyo County
- Hosted two Town Hall meetings with the Loma Linda Veterans Integrated Service Network Department Heads - One in Lone Pine and the other in Bishop
- Developed Veterans Service Office Social Media Facebook page

GOALS FOR FISCAL YEAR 2022-2023

- Continue to keep Social Media content current and relevant
- Collaborate with Loma Linda VA Homeless Division to begin to develop and implement strategies to end Veteran homelessness in Inyo County
- Collaborate with CalVet Local Interagency Network Coordinators to address transportation issues along with homelessness
- Attend the National Association of Veteran Service Officers Leadership Summit

DEPARTMENTAL BUDGET REQUEST FOR FISCAL YEAR 2022-2023

The Department's Fiscal Year 2022-2023 Requested Budget represents an overall increase of \$20,647 in expenditures, and an increase of \$22,345 in revenues, when compared to the Fiscal Year 2021-2022 Board Approved Budget. As a result, the Requested Net County Cost is decreased by \$1,698.

Personnel Costs decreased by \$120 compared to the Fiscal Year 2021-2022 Board Approved Budget, due to COLA and step increases for current employee, along with increases in insurance and PERS..

Revenues

4473 (STATE AID FOR VETERANS AFFAIRS) increased by \$13,761: Based on what was received in the prior year; **4561** (AID FROM MONO COUNTY) increased by \$8,584: Based on 1/3 of the total VSO budget expenditures.

Personnel

The Department's Requested Budget represents a decrease in the number of fulltime equivalent (FTE) positions that are supported by this budget.

In the previous year, before the shift to the CAO's office, the Sheriff's Administrative Assistant was budgeted 10% in this budget for the administrative functions. There is now 5% of the Senior Budget Analyst budgeted to cover all of the administrative functions.

Services & Supplies

5122 (CELL PHONES) increased by \$120: based on prior year actuals; **5263** (ADVERTISING) increased by \$500: VSO wanted the opportunity to advertise for upcoming events, etc; **5311** (GENERAL OPERATING EXPENSE) increased by \$3,500: based on actual needs and prior year expenses; **5331** (TRAVEL EXPENSE) increased by \$2,861: based on actual travel needs, including quarterly trips to the southeastern portion of the County; **5351** (UTILITIES) decreased by \$540: based on prior year actuals.

Support & Care of Persons

(There are no changes in this object category from the previous fiscal year.)

Fixed Assets

(There are no changes in this object category from the previous fiscal year.)

FISCAL YEAR 2022-2023 REDUCTION IMPACTS TO BASE BUDGET

Not Applicable

FISCAL YEAR 2022-2023 STATE/FEDERAL FUNDING SUMMARY

California Department of Veteran Affairs (CalVET) administers three CalVET Veterans Services Office (CVSO) related revenue programs; the County Subvention Program reimburses counties for a portion of their administrative costs and for "Workload Units" performed. The Medi-Cal Cost Avoidance Program reimburses counties for "activities" CVSOs perform that result in cost avoidance or savings to the Medi-Cal program. The Veterans Service Office Fund is funded through the Veterans License Plat Program. These funds are distributed on a pro-rata basis using each county's total next expenditures for CVSO operations.

FISCAL YEAR 2022-2023 REGULATORY COMPLIANCE SUMMARY

Not Applicable

MAJOR POLICY CONSIDERATIONS BEING REQUESTED

Not Applicable

COUNTY OF INYO
BUD002A - BUDGET REQUESTS

RUNDATE: 06/30/2022 TODAY'S DATE: 09/02/2022

FOR FISCAL YEARS: 07/01/2020 - 06/30/23

	YTD ACTUALS 06/30/2021	BOARD APPROVED 06/30/2022	WORKING BUDGET 06/30/2022	YTD ACTUALS 06/30/2022	DEPT REQUESTED 06/30/2023	CAO RECOMM 06/30/2023	BOARD APPROVED 06/30/2023
BUDGET UNIT: 056600 VETERANS SERVICE OFFICER							
FUND: 0001 GENERAL FUND							
REVENUES:							
4473 - STATE AID FOR VETERANS AFFAIRS	\$30,790	\$13,089	\$13,089	\$49,148	\$26,850	\$26,850	\$0
4561 - AID FROM MONO COUNTY	\$39,156	\$58,430	\$58,430	\$0	\$67,014	\$67,014	\$0
AID FROM OTHER GOVT AGENCIES	\$69,946	\$71,519	\$71,519	\$49,148	\$93,864	\$93,864	\$0
TOTAL REVENUES:	\$69,946	\$71,519	\$71,519	\$49,148	\$93,864	\$93,864	\$0
EXPENSES:							
5001 - SALARIED EMPLOYEES	\$63,193	\$85,622	\$85,622	\$80,924	\$85,513	\$85,513	\$0
5003 - OVERTIME	\$22	\$2,929	\$750	\$0	\$0	\$0	\$0
5004 - STANDBY TIME	\$30	\$0	\$0	\$0	\$0	\$0	\$0
5021 - RETIREMENT & SOCIAL SECURITY	\$4,756	\$6,914	\$6,914	\$5,969	\$6,615	\$6,615	\$0
5022 - PERS RETIREMENT	\$10,810	\$14,589	\$14,589	\$13,723	\$14,359	\$14,375	\$0
5024 - RETIREMENT-UNFUNDED LIAB	\$11,612	\$11,858	\$11,858	\$11,858	\$13,375	\$13,375	\$0
5031 - MEDICAL INSURANCE	\$5,829	\$16,896	\$16,896	\$17,133	\$19,679	\$19,679	\$0
5032 - DISABILITY INSURANCE	\$692	\$1,072	\$1,072	\$885	\$941	\$941	\$0
5043 - OTHER BENEFITS	\$8,150	\$722	\$722	\$263	\$0	\$0	\$0
SALARIES & BENEFITS	\$105,098	\$140,602	\$138,423	\$130,758	\$140,482	\$140,498	\$0
5122 - CELL PHONES	\$792	\$744	\$816	\$803	\$864	\$864	\$0
5232 - OFFICE & OTHER EQUIP < \$5,000	\$0	\$500	\$500	\$147	\$500	\$500	\$0
5263 - ADVERTISING	\$0	\$0	\$200	\$0	\$500	\$500	\$0
5311 - GENERAL OPERATING EXPENSE	\$2,346	\$7,200	\$6,831	\$3,417	\$10,700	\$10,700	\$0
5326 - LATE FEES & FINANCE CHARGES	\$0	\$0	\$50	\$27	\$0	\$0	\$0
5331 - TRAVEL EXPENSE	\$399	\$9,139	\$6,200	\$5,359	\$12,000	\$12,000	\$0
5351 - UTILITIES	\$638	\$960	\$960	\$418	\$420	\$420	\$0
SERVICES & SUPPLIES	\$4,176	\$18,543	\$15,557	\$10,172	\$24,984	\$24,984	\$0
5123 - TECH REFRESH EXPENSE	\$2,071	\$2,046	\$2,046	\$2,046	\$1,088	\$1,088	\$0
5127 - MOBILE DEVICE MANAGEMENT-INTER	\$14	\$18	\$18	\$15	\$7	\$7	\$0
5128 - INTERNAL SHREDDING CHARGES	\$134	\$134	\$67	\$67	\$0	\$0	\$0
5129 - INTERNAL COPY CHARGES (NON-IS)	\$112	\$568	\$300	\$79	\$500	\$500	\$0

COUNTY OF INYO
BUD002A - BUDGET REQUESTS

RUNDATE: 06/30/2022 TODAY'S DATE: 09/02/2022

FOR FISCAL YEARS: 07/01/2020 - 06/30/23

	YTD ACTUALS 06/30/2021	BOARD APPROVED 06/30/2022	WORKING BUDGET 06/30/2022	YTD ACTUALS 06/30/2022	DEPT REQUESTED 06/30/2023	CAO RECOMM 06/30/2023	BOARD APPROVED 06/30/2023
5152 - WORKERS COMPENSATION	\$967	\$882	\$882	\$882	\$1,535	\$1,535	\$0
5155 - PUBLIC LIABILITY INSURANCE	\$804	\$1,373	\$1,373	\$1,373	\$2,454	\$2,454	\$0
5315 - COUNTY COST PLAN	\$4,412	\$5,123	\$5,123	\$5,123	\$14,886	\$14,886	\$0
5333 - MOTOR POOL	\$2,010	\$4,000	\$10,500	\$9,548	\$8,000	\$8,000	\$0
INTERNAL CHARGES	\$10,525	\$14,144	\$20,309	\$19,133	\$28,470	\$28,470	\$0
5501 - SUPPORT & CARE OF PERSONS	\$118	\$2,000	\$1,000	\$147	\$2,000	\$2,000	\$0
OTHER CHARGES	\$118	\$2,000	\$1,000	\$147	\$2,000	\$2,000	\$0
TOTAL EXPENSES:	<u>\$119,920</u>	<u>\$175,289</u>	<u>\$175,289</u>	<u>\$160,211</u>	<u>\$195,936</u>	<u>\$195,952</u>	<u>\$0</u>
BUDGET UNIT: 056600 VETERANS SERVICE OFFICER	(\$49,973)	(\$103,770)	(\$103,770)	(\$111,063)	(\$102,072)	(\$102,088)	\$0

WORKERS COMPENSATION TRUST

500902

DEPARTMENTAL FUNCTIONS

Administered by Risk Management, this budget reflects costs for the County's Workers' Compensation program. Costs include insurance premiums, professional services, employee safety and security upgrades, and related travel. The Risk Manager gathers information and files reports regarding employee injuries, assists injured workers through the workers' compensation process, works with Departments to help employees return to work following injuries, and maintains extensive records. The Risk Manager is responsible for reporting and coordinating injured worker benefits and addressing OSHA reporting as required. This includes documentation and coordination with third part administrator/s for workers' compensation benefits, outside defense counsel, and primary and excess insurers. Our Risk Manager also sits on PRISM's Primary Work Comp Committee and serves as co-chair of the county's employee safety committee. Our Risk Manager is our lead person on proactive efforts to reduce the likelihood of future employee injuries. Such efforts and coordination among agencies are reflected in travel and other object codes as appropriate.

MAJOR ACCOMPLISHMENTS IN FISCAL YEAR 2021-2022

- Assisted 37 workers with new medical or indemnity claims through the workers' compensation process.
- Investigated and researched workers' compensation related matters, and used this information to customize safety initiatives
- Coordinated closures of 50 claims with our third party administrator and where required/necessary defense counsel and PRISM
- Continued transition to electronic management of workers' compensation storage for improved efficiency. Helped 57 employees through the interactive process.
- We continue to focus on safety. For example, our \$125-\$300k Ex-Mod for 20-21 was 94%, and it was 93% for 21-22. Below 100% is better than similar agencies, and lower numbers are even better. This is all about safety and awareness. Thank you to our Department Heads, Supervisors, and employees for their attention to safety this last year as we strive together for a continuously safer workplace.

GOALS FOR FISCAL YEAR 2022-2023

- Continued focus on safety will continue to reduce accidents and improve quality of life in the workplace. The additional of a Safety Coordinator will allow the Risk Manager to coach this person and allow them to focus entirely on improving our workplaces.
- The Risk Manager will be able to attend to more written safety plans and procedures to assist all levels of the organization.
- The County Safety Committee has been great at getting employees from multiple areas to talk safety, and Risk Management will continue to further develop this committee.
- Special areas for improvement for 22-23 that could potentially reduce future injuries could include: employee hazardous materials management, drivers safety, hearing conservation,
- The Ergonomics Program has been a great success in helping employees be more comfortable in their workplaces, and we look forward to continuing this program of review and education.

DEPARTMENTAL BUDGET REQUEST FOR FISCAL YEAR 2022-2023

The Department's Fiscal Year 2022-2023 Requested Budget represents an overall increase of \$281,364 in expenditures, and an increase of \$281,364 in revenues, when compared to the Fiscal Year 2021-2022 Board Approved Budget. As a result, the Requested Net County Cost is increased by \$0.

Our workers' compensation claims experience (frequency and severity of claims) is lower than many similar entities. We continue to manage and investigate every claim and potential claim closely. We continue to improve our employee safety training in order to reduce future injuries. We hope to implement a clearly defined annual schedule for employee training in the coming fiscal year. Our primary and excess workers' compensation insurance programs are well funded. Our Risk Manager serves on the PRISM Primary Workers' Compensation Committee to keep a close eye on the costs and management of that program.

However, frequent and severe statewide losses continue to affect insurance premiums on a massive scale. Participating in a very large pool like PRISM is our best option at this time to manage our risk. New and challenging employee-friendly bills are on the horizon that could increase these costs. Inyo County did well with COVID because we kept sick employees out of the workplace for ten days to reduce potential transmissions, but excess carriers got hit really badly with very big losses (deaths) overall throughout the state. We expect increasing premiums for a few more years with rough economic times and the frequency or severity. The good news is that our workers' compensation programs are well funded to ensure that benefits will be paid and service will be provided.

Personnel Costs did not change compared to the Fiscal Year 2021-2022 Board Approved Budget.

Revenues

4821 (INTRA COUNTY CHARGES) decreased by \$13,200: based on actuals; **4822** (INTRA COUNTY INSURANCE ADMIN) increased by \$294,564: based on actuals.

Personnel

The Department's Requested Budget represents no change in the number of fulltime equivalent (FTE) positions that are supported by this budget.

There are no personnel in this budget. Administration of this budget is in the Risk Management Budget.

Services & Supplies

5158 (INSURANCE PREMIUM) increased by \$229,594: based on actual; **5199** (MAINT OF STRUCTURES-MATERIALS) increased by \$36,362: based on actual; **5265** (PROFESSIONAL & SPECIAL SERVICE) increased by \$15,020: based on actuals; **5311** (GENERAL OPERATING EXPENSE) decreased by \$1,000: based on actuals.

Support & Care of Persons

(There are no changes in this object category from the previous fiscal year.)

Fixed Assets

(There are no changes in this object category from the previous fiscal year.)

FISCAL YEAR 2022-2023 REDUCTION IMPACTS TO BASE BUDGET

Not Applicable

FISCAL YEAR 2022-2023 STATE/FEDERAL FUNDING SUMMARY

Not Applicable

FISCAL YEAR 2022-2023 REGULATORY COMPLIANCE SUMMARY

Not Applicable

MAJOR POLICY CONSIDERATIONS BEING REQUESTED

Not Applicable

COUNTY OF INYO
BUD002A - BUDGET REQUESTS

RUNDATE: 06/30/2022 TODAY'S DATE: 09/02/2022

FOR FISCAL YEARS: 07/01/2020 - 06/30/23

	YTD ACTUALS 06/30/2021	BOARD APPROVED 06/30/2022	WORKING BUDGET 06/30/2022	YTD ACTUALS 06/30/2022	DEPT REQUESTED 06/30/2023	CAO RECOMM 06/30/2023	BOARD APPROVED 06/30/2023
BUDGET UNIT: 500902 WORKERS COMPENSATION TRUST							
FUND: 5700 WORKERS COMPENSATION TRUST							
REVENUES:							
4821 - INTRA COUNTY CHARGES	\$0	\$13,200	\$13,200	\$0	\$0	\$0	\$0
4822 - INTRA COUNTY INSURANCE ADMIN CHARGES FOR CURRENT SERVICES	\$1,025,579	\$1,192,761	\$1,192,761	\$1,192,935	\$1,487,325	\$1,487,325	\$0
	\$1,025,579	\$1,205,961	\$1,205,961	\$1,192,935	\$1,487,325	\$1,487,325	\$0
4961 - REIMBURSED EXPENSES	\$0	\$0	\$0	\$250	\$0	\$0	\$0
OTHER REVENUE	\$0	\$0	\$0	\$250	\$0	\$0	\$0
TOTAL REVENUES:	\$1,024,442	\$1,205,961	\$1,205,961	\$1,192,766	\$1,487,325	\$1,487,325	\$0
EXPENSES:							
5021 - RETIREMENT & SOCIAL SECURITY	\$4	\$0	\$0	\$0	\$0	\$0	\$0
5022 - PERS RETIREMENT	\$5	\$0	\$0	\$0	\$0	\$0	\$0
SALARIES & BENEFITS	\$10	\$0	\$0	\$0	\$0	\$0	\$0
5158 - INSURANCE PREMIUM	\$775,313	\$978,970	\$978,970	\$978,970	\$1,208,564	\$1,208,564	\$0
5199 - MAINT OF STRUCTURES-MATERIALS	\$312	\$65,980	\$59,180	\$7,438	\$102,342	\$102,342	\$0
5211 - MEMBERSHIPS	\$5,145	\$6,500	\$6,500	\$4,621	\$6,500	\$6,500	\$0
5232 - OFFICE & OTHER EQUIP < \$5,000	\$0	\$0	\$10,000	\$1,616	\$0	\$0	\$0
5265 - PROFESSIONAL & SPECIAL SERVICE	\$91,079	\$129,577	\$129,577	\$110,556	\$144,597	\$144,597	\$0
5311 - GENERAL OPERATING EXPENSE	\$115	\$7,700	\$5,000	\$1,718	\$6,700	\$6,700	\$0
5331 - TRAVEL EXPENSE	\$954	\$4,500	\$4,000	\$1,268	\$4,500	\$4,500	\$0
SERVICES & SUPPLIES	\$872,919	\$1,193,227	\$1,193,227	\$1,106,187	\$1,473,203	\$1,473,203	\$0
5315 - COUNTY COST PLAN	\$0	\$10,734	\$10,734	\$10,734	\$9,622	\$9,622	\$0
5333 - MOTOR POOL	\$2,065	\$2,000	\$2,000	\$0	\$4,500	\$4,500	\$0
INTERNAL CHARGES	\$2,065	\$12,734	\$12,734	\$10,734	\$14,122	\$14,122	\$0
5801 - OPERATING TRANSFERS OUT	\$27,680	\$0	\$0	\$0	\$0	\$0	\$0
OTHER FINANCING USES	\$27,680	\$0	\$0	\$0	\$0	\$0	\$0
TOTAL EXPENSES:	\$902,675	\$1,205,961	\$1,205,961	\$1,116,921	\$1,487,325	\$1,487,325	\$0

COUNTY OF INYO

BUD002A - BUDGET REQUESTS

RUNDATE: 06/30/2022 TODAY'S DATE: 09/02/2022

FOR FISCAL YEARS: 07/01/2020 - 06/30/23

	YTD ACTUALS 06/30/2021	BOARD APPROVED 06/30/2022	WORKING BUDGET 06/30/2022	YTD ACTUALS 06/30/2022	DEPT REQUESTED 06/30/2023	CAO RECOMM 06/30/2023	BOARD APPROVED 06/30/2023
BUDGET UNIT: 500902 WORKERS COMPENSATION TRUST	\$121,767	\$0	\$0	\$75,844	\$0	\$0	\$0