



EL CAMINO SIERRA

BOARD OF SUPERVISORS COUNTY OF INYO

P. O. BOX N • INDEPENDENCE, CALIFORNIA 93526
TELEPHONE (760) 878-0373
e-mail: dellis@inyocounty.us

MEMBERS OF THE BOARD
DAN TOTTEROH
JEFF GRIFFITHS
RICK PUCCI
MARK TILLEMANS
MATT KINGSLEY

KEVIN D. CARUNCHIO
Clerk of the Board

DARCY ELLIS
Assistant Clerk of the Board

NOTICE OF PUBLIC HEARING

NOTICE IS HEREBY GIVEN that the Inyo County Board of Supervisors will conduct a Public Hearing (Budget Hearings) in the Board of Supervisors Room at the County Administrative Center, 224 N. Edwards Street, Independence, beginning on Tuesday, September 5, 2017 at 10:30 a.m. for consideration of adoption of the Fiscal Year 2017-2018 County Budget. A copy of the proposed budget documents will be available in the Clerk of the Board's Office for review by the members of the public at least 10 days before the hearing.

For more information, contact the Clerk of the Board of Supervisors, P.O. Drawer N, Independence, CA 93526, and (760) 878-0373.

September 5, 2017

10:30 a.m. **PUBLIC HEARING** – Fiscal Year 2016-2017 County Budget

- a. Public Comment
- b. Review and adopt the Fiscal Year 2016-2017 County Budget according to the attached schedule. *(If necessary, the Board of Supervisors will recess the Budget Hearing, to reconvene on a date or dates specific and noticed as required, prior to September 15, 2017, the 10-day deadline to complete the Budget Hearings.)*

I. Budget Message: Introduction and Summary of Fiscal Year 2017-2018 CAO Recommended Budget

II. Consent Agenda:

	<i>Page</i>
Water	1
Salt Cedar Project	6
Treasurer/Tax Collector	10
Sheriff	15
Animal Control – General	21
CalMet Task Force	26
Domestic Cannabis Eradication/Suppression	29
DNA	32
Jail – CAD/RMS Project	35
Jail – General	38
Jail – Safety Personnel	43
Jail – STC	47
Jail – Security Project	50
Kitchen Services	53
Off-Highway Vehicle Grant	57
RAN	60
Sheriff – Safety Personnel	63
Veterans Service Officer	68
Road	73
State-Funded Road Projects	78
Public Works	81

Big Pine Lighting	85
Bishop Airport Operating	89
Bishop Airport Improvement	94
Bishop Airport Improvement – Apron Project	97
Bishop Airport Special Aviation	100
Building & Safety	103
County Service Areas #2 – ACO	107
Deferred Maintenance	110
Dehy Park Improvements	113
Independence Airport Operating	116
Independence Airport Special Aviation	120
Independence Lighting	123
Independence Water System	127
Independence Water Upgrade	131
Laws Water System	134
Lone Pine/Death Valley Airport Operating	138
Lone Pine/Death Valley Airport Improvement Projects	142
Lone Pine/Death Valley Airport Improve TR-16-043	145
Lone Pine/Death Valley Airport Special Aviation	148
Lone Pine Lighting	151
Lone Pine Water System	155
Maintenance – Buildings & Grounds	159
Shoshone Airport Special Aviation	163
Transportation & Planning Trust	167
Assessor	172
Agricultural Commissioner/Sealer	176
Eastern Sierra Weed Management Area Grant	181
Inyo Mosquito Abatement Program	186
Child Support Services	192
Public Administrator/Guardian	197
Probation – General	202
Criminal Justice Realignment*	208
Juvenile Institutions	213
Out-of-County – Juvenile Hall	219
Planning & Zoning	223
LAFCO	229
Yucca Mountain Oversight Grant	231
Health & Human Services – Health	235
California Children Services – Administration	242
California Children Services	247
CARES Grant 17-18	250
CARES Grant 18-19	254
Community Based Child Abuse Prevention (CBCAP)	257
Child Health & Disability Prevention	262
Community Mental Health	266
Drinking Driver Program	273
Eastern Sierra Area Agency on Aging (ESAAA)	277
First 5 Commission	284
FIRST Program	289
Foster Care	294
General Relief	297
Inyo County GOLD	301
Maternal Child Health Grant	306
Social Services – General	311
Substance Use Disorders	317
TANF/CalWORKs	322
Tobacco Tax Grant	325
Women, Infants, Children Grant 16-17	330
Women, Infants, Children Grant 17-18	335
Work Investment Act – Program	340

Grand Jury	343
Farm Advisor	346
Lease Rental	351
Range Improvement	354
Environmental Health – General	357
District Attorney	362
District Attorney – Safety	367
OES – VWAC 16-17	371
OES – VWAC 17-18	375
County Counsel	379
County Clerk – General	384
Elections	389
Recorder – Recorders Micrographic	394
Coroner	398
Board of Supervisors	401
Auditor-Controller – General	406
Auditor-Controller – CalPERS Refunding Safety	411
Auditor-Controller – Economic Stabilization	414
Auditor-Controller – General Reserves	417
Auditor-Controller – Geothermal	420
Criminal Justice Realignment*	208
General Revenues & Expenditures	423
IFAS Upgrade	427
Insurance, Retirement, OASDI	430
County Administrative Officer – General	432
Accumulated Capital Outlay	437
Computer Systems Fund	440
Computer Upgrade	441
Contingencies	444
County Liability Trust	445
County Library	448
Disaster Services	453
Economic Development	458
Emergency Preparedness	462
Fish & Game	466
General Relief Fund	469
Great Basin APC Grant	472
Homeland Security Grant 15-16	475
Homeland Security Grant 16-17	478
Information Services	481
Law Library	486
Medical Malpractice Trust	489
Motor Pool – Operating	492
Motor Pool – Replacement	496
Museum – General	499
Natural Resource Development	504
Parks & Recreation	507
Personnel	512
2014 Pre-Disaster Mitigation Grant	516
Property Tax Upgrade	520
Public Defender	523
Purchasing Revolving	526
Recycling & Waste Management	529
Risk Management	535
Tecopa Lagoon Project	539
Worker's Compensation	542
Advertising County Resources	545
Grants-in-Support	551



INTRODUCTION & SUMMARY
OF THE
FISCAL YEAR 2017-2018
RECOMMENDED BUDGET

Submitted to the
INYO COUNTY BOARD OF SUPERVISORS

From
Kevin D. Carunchio
County Administrator

August 25, 2017
For the Budget Hearings beginning September 5, 2017

TABLE OF CONTENTS

INTRODUCTION.....	3
SUMMARY.....	6
AT A GLANCE.....	7
ARRIVING AT THE RECOMMENDED BUDGET.....	12
Fund Balance.....	16
Operating Transfers from Key Funds & Trusts.....	23
EMPLOYEE COSTS & PERSONNEL ACTIONS.....	30
Employee Costs.....	30
VSIP . . . R.I.P. ?.....	31
Position Adjustments.....	33
Changes in Authorized Staffing.....	35
Salary Savings.....	52
FISCAL OVERVIEW.....	54
General Fund Revenue.....	54
Non-General Fund Revenue.....	59
CAO Recommended Budget Overview.....	60
Recommended Budget: General Fund.....	61
Recommended Budget: Non-General Fund.....	63
RECOMMENDED CHANGES TO DEPARTMENT REQUESTED BUDGETS.....	64
Non-General Fund Budgets.....	64
General Fund Budgets.....	75
RESERVES, OPEB TRUST, DEBT SERVICE, AND CONTINGENCIES.....	90
Reserves.....	90
OPEB Trust.....	91
Debt Service.....	92
Contingencies.....	92
ASSUMPTIONS, KNOWN CHANGES, AND OUTSTANDING ISSUES.....	92
Assumptions.....	92
Known Changes.....	95
Outstanding Issues.....	99
LOOKING AHEAD.....	104
OUTSTANDING OPPORTUNITIES.....	106
CONCLUSION.....	108
ACKNOWLEDGEMENTS.....	108
SUMMARY OF RECOMMENDATIONS.....	110
ATTACHMENTS.....	111

INTRODUCTION

*If it keep on rainin' the levee gonna break
If it keep on rainin' the levee gonna break*

The Levee's Gonna Break

by Bob Dylan
Modern Times (2006)

*And you never miss your water
Till the well runs dry.*

West Texas

by Bob Dylan
Live At The Gaslight 1962 (2005)

Yeah.

Well, thankfully, we ain't in West Texas (yet). And after a nearly record-setting year for precipitation, few folks seem concerned about their well runnin' dry. Yet, in the Land of Little Rain, such thoughts should never be far from anybody's mind.

This year's Recommended Budget absorbs an unprecedented \$1,255,585 – 17.3% – increase in employee pension costs while providing funding for employee pay raises that were agreed to and proposed prior to July 1, 2017. The Recommended Budget does not require layoffs, and even proposes increases in staffing levels requested by some department's that participated in the Voluntary Separation Incentive Plan in Fiscal Year 2014-2015. And, as proposed, the Budget accomplishes these things without dipping too deeply into salary savings – the often relied upon practice of using temporary savings in ongoing employee costs to provide one-time funding to help close the budget gap. Strong recruitments for General Fund jobs (as well as many job openings funded with categorical monies) make the pool of available salary savings as shallow as it has been in years.

The Recommended Budget also continues to pump money toward critical technology needs, including: computer replacements provided through the Tech Refresh Program; financial system (IFAS)

upgrades; the Property Tax Management System; County website upgrades; and, most notably, identifying additional funds that can be added, as necessary, to money already set aside to replace the County's aging voting system. The Budget also provides a relative trickle of funds, compared to overflowing need, to address a long list of deferred maintenance and capital improvement projects.

The Budget anticipates an \$800,000 decline in Hotel Transient Occupancy Tax revenue stemming from much of the Furnace Creek Resort being closed for construction, which results in this year's Budget reducing TOT revenue by \$300,000 compared to last year's Board Approved Budget (the remaining \$500,000 will be absorbed by the cushion intentionally built into annual bed tax revenue projections for precisely this type of disruption). And, the Budget provides funding for a potential geothermal property tax appeal that could further reduce the receipt of these critical property tax revenues. The County's geothermal property tax revenues and geothermal royalty payments have been steadily evaporating, like the steam from the water resource the Coso Geothermal power plant relies on to produce electricity. Property tax assessments continue to support the contention that the plant's value has decreased as a result of the water pumping/transfer/reinjection project, approved in 2007, only serving to arrest but not reverse the reported decline in the facility's production of electricity.

In the Land of Little Rain, there is even less privately-owned land, making the means for economic growth that is common, and taken for granted elsewhere almost as scarce as the rain and private property in Inyo County. This is reflected in locally-derived revenues remaining relatively stagnant, while the County's costs continue to increase. The Budget endeavors to reduce this dry economic weather pattern by continuing to provide seed funding for investments in infrastructure and strategies critical to supporting and, hopefully, expanding the local economy.

Balancing the Fiscal Year 2017-2018 CAO Recommended Budget does, however, come with a price. (This ain't all *buckets of rain* and moonbeams and such, you know.) As described in detail beginning on page 64, the CAO Recommended Budget reduces non-personnel expenses in the Fiscal Year 2017-2018 Department Requested Budget by \$347,765. These cuts will have an impact on programs and services that departments provide to the public. Balancing the budget also requires dropping the level of fund balances in key trusts regularly used to offset General Fund expenditures far beyond the amount of

money collected annually to replenish them – talk about wells runnin’ dry.

Use of an estimated \$3,859,476 in General Fund Balance from the Fiscal Year 2016-2017 again provides the bridge that spans the \$4,405,658 gulf separating revenues from expenditures in the Fiscal Year 2017-2018 Department Requested Budget. General Fund Balance is akin to a seemingly reliable aquifer whose sources of recharge can never be exactly pinpointed from year to year. As discussed in some detail below, it is difficult to predict with certainty and limited consequence which budgets will generate the three primary sources of General Fund Balance in any given year: higher-than-projected revenue; vacancies that generate temporary salary savings during the year; and/or, saving on budgeted expenses.

While the Fiscal Year 2017-2018 Recommended Budget can provide familiar caution, it can do little to guard against the seeming deluge of proposed Federal policy and funding initiatives that could have devastating consequences on State, and therefore, County health and human services programs, most notably in the areas of Medicaid/MediCal; TANF; food stamps; and, social services block grants. However, most clouds come with some silver linings and, in the case of Federal programs and funding, there may be opportunities for expanded infrastructure funding on which the County may capitalize relative to roads, bridges, broadband and airports.

So, as detailed in the following pages, the Fiscal Year 2017-2018 Recommended Budget might be best viewed as a water glass seen as half-full, while still heeding the words of the Bard of Hibbing Minnesota, near the headwaters of the Mighty Mississippi:

*High water risin', six inches 'bove my head
Coffins droppin' in the street
Like balloons made out of lead
Water pourin' into Vicksburg, don't know what I'm goin' to do
"Don't reach out for me," she said
"Can't you see I'm drownin' too?"
It's rough out there
High water everywhere*

High Water (for Charley Patton)

by Bob Dylan

Love And Theft (2001)

The water may be risin’ but the levee is still holding.

SUMMARY

As presented, the Fiscal Year 2017-2018 Recommended Budget is *balanced*, as required by law. The Recommended Budget totals \$93,967,881 in expenditures and \$87,668,089 in revenues. The General Fund portion of the CAO Recommended Budget is \$58,320,675 in expenditures and \$54,461,199 in revenues, and is predicated on having \$3,859,476 in General Fund Balance available from Fiscal Year 2016-2017.

This estimate of available General Fund Balance is a placeholder used to guide the development of the CAO Recommended Budget. The Auditor-Controller will certify the actual amount of Fiscal Year 2016-2017 Fund Balance available for use in the Fiscal Year 2017-2018 Budget when your Board of Supervisors opens Budget Hearings on September 5, 2017. At that time, it may be necessary to make reductions, or desirable to consider additions to the Recommended Budget depending on the actual Fund Balance that is available.

The amount of General Fund Balance being used to close the gap between revenues and expenses in this year's Recommended Budget is the same amount of General Fund Balance ultimately used to balance last year's Board Approved Budget, but \$205,353 more than what was needed to balance last year's CAO Recommended Budget.

The Fiscal Year 2017-2018 Department Requested Budget, which is also presented here, and based on budget requests submitted by departments, seeks \$91,852,494 in expenditures against \$84,919,189 in projected revenues. The General Fund component of this year's Department Requested Budget seeks \$57,658,018 in expenditures, and projects \$53,252,360 in revenues. The Department Requested Budget results in a \$4,405,658 General Fund deficit; \$546,182 more than the \$3,859,476 General Fund Balance relied upon to close the gap between revenue and expenses in the CAO Recommended Budget. (Table 1.)

	Department Requested Budget			CAO Recommended Budget		
	Expense	Revenue	Shortfall	Expense	Revenue	Shortfall
General Fund	\$ 57,658,018	\$53,252,360	\$(4,405,658)	\$ 58,320,675	\$54,461,199	\$(3,859,476)
All Funds	\$ 91,852,494	\$84,919,189	\$(6,933,305)	\$ 93,967,881	\$87,668,089	\$(6,299,792)

Table 1.

This year, the CAO Recommended Budget is again distinguished by actually proposing higher General Fund expenditures than the Department Requested Budget. This is due to the *net effect* of:

- Taking just \$112,629 in General Fund salary savings (almost half the amount applied to last year's budget);
- Making approximately \$347,765 in non-personnel cuts to department funding requests;
- Adding relatively large expenses to those already included in the Department Requested Budget, such as: \$230,000 in possible expenses associated with geothermal property tax assessments and appeals; \$161,180 in personnel expenses back into to the Juvenile Institutions budget; \$46,581 to the Department Requested Out-of-County Juvenile Hall budget, etc.
- Recognizing \$849,949 in Operating Transfers In to the General Fund; and,
- Recommending \$844,260 in Operating Transfers Out of the General Fund to support senior services, deferred maintenance projects, additional funding for elections equipment, and landfill operations.

However, while the CAO Recommended General Fund Budget increases expenses compared to the Department Requested General Fund Budget, it also increases revenues and, overall, results in reducing the gap between General Fund revenues and expenditures in the Department Requested Budget by \$546,182 to arrive at \$3,859,476 which is the amount of estimated Fund Balance.

AT A GLANCE

The Fiscal Year 2017-2018 Recommended General Fund Budget is balanced by:

- Assuming General Fund Balance for the Fiscal Year ending June 30, 2017, will be certified at or above \$3,859,476.
- Making a total of \$347,765 in reductions to non-personnel costs in the Department Requested Budget compared to the \$222,017

in non-personnel cuts made in last year's CAO Recommended Budget. This is exclusive of the money the CAO Recommended Budget adds to the Department Requested Budget for anticipated needs not included in departmental budget requests, or other costs identified by departments late in the budget process.

- Not recommending a total of \$129,915 in funding associated with departmental requests for new positions. The CAO Recommended Budget does support funding for five (5) new positions requested by departments totaling \$250,871, but defers funding to fill the new positions until October 5th which generates an additional savings of \$86,127 in the CAO Recommended Budget.
- Relying on \$112,629 in General Fund Salary Savings, taken exclusively from budgets in the County Administrator's office, compared to the \$215,748 in Salary Savings used to balance the Fiscal Year 2016-2017 Board Approved Budget.
- Projecting an overall increase of \$324,166 in revenues in the General Revenues & Expenditures budget.
- Utilizing \$849,949 in Operating Transfers In to the General Fund; \$225,082 more than the \$624,867 in Operating Transfers revenue needed to balance last year's Budget.
- Still making \$844,260 in Operating Transfers Out of the General Fund for senior services, deferred maintenance projects, elections equipment, and landfill operations.

As noted above, this year's Budget relies on the same amount of Fund Balance used to balance the Fiscal Year 2016-2017 Board Approved Budget, but \$205,353 more than the amount of Fund Balance relied on to balance last year's CAO Recommended Budget. Your Board of Supervisors appropriated the additional \$205,353 in unbudgeted Fund Balance during Budget Hearings for "one-time" expenses not included in the Recommended Budget, like OPEB Trust contributions, and to enhance CAO Recommended funding levels for needs such as General Fund Contingencies. This year, the CAO Recommended budget includes funding for a \$100,000 OPEB contribution, but is still only able to identify \$17,117 for General Fund Contingencies. As always, the increased amount of Fund Balance

relied on in this year's CAO Recommended Budget could be a cause for concern because it foretells needing at least that much Fund Balance to fund the same budget next year unless the revenue and expense matrix changes significantly.

As presented, this year's Budget:

- ✓ Funds an additional \$1,255,585 in employee pension costs.
- ✓ Provides funding for wage and benefit costs associated with new labor agreements agreed to or proposed before July 1, 2017.
- ✓ Maintains last year's funding levels for ongoing programs in the Grants-In-Support budget and the Advertising County Resources budget, including the revamped Community Project Sponsorship Program.
- ✓ Identifies money for a new employee tuition reimbursement program.
- ✓ Leaves \$17,117 for General Fund Contingencies.
- ✓ Adds five (5) new positions requested by departments to the County's Authorized Staffing, and makes seven (7) position adjustments that, in effect, add higher-level positions to the Authorized Staffing and/or increase program functionality based on departmental justifications.
- ✓ Eliminates ten (10) vacant positions from the Authorized Staffing.
- ✓ Includes one-time funding to purchase three (3) County landfill properties owned by the City of Los Angeles Department of Water and Power.
- ✓ Continues to support additional juvenile services programming in the Probation and Health and Human Services departments, while refining cost assumptions used in last year's budget which result in reducing costs by \$354,751 (recall that last year's budget added \$816,210 to support the pilot Juvenile Services Redesign initiative).
- ✓ Allocates \$600,822 from the General Fund to support senior citizen programs in Inyo and Mono counties.

This includes \$545,822 for Inyo County's IC-GOLD Program, which is funded exclusively from the General Fund to supplement senior services provided through the Eastern Sierra Area Agency on Aging. Additionally, the General Fund is providing the \$55,000 in required matching funds to access State and Federal Funding for the ESAAA Program in Inyo and Mono counties, as well as another \$54,740 Operating Transfers from the General Fund to the ESAAA budget, through the IC-GOLD budget, to cover the actual costs of providing this regional service.

- ✓ Identifies an additional \$160,000 that can be added to the \$216,353 already set aside in the Elections Innovations Trust to replace the County's aging elections equipment (the cost of which had been estimated at up to \$650,000) before the 2018 General Election.
- ✓ Applies a credit to fund the sixth year of debt-service on the County's Property Tax Management System project, and supports other resources necessary to complete the County's obligations for product delivery.
- ✓ Identifies \$112,000 in funding to continue making upgrades to the County's financial system software (IFAS).
- ✓ Provides \$133,658 in matching funds to support Federal Aviation Administration grants for improvements to the Bishop and Lone Pine-Death Valley airports.
- ✓ Continues to support economic development initiatives related to establishing commercial air service at the Bishop Airport, furthering the 21st Century Obsidian Project and related digital economy strategies, and acquiring the Historic Mount Whitney Fish Hatchery from the State of California.
- ✓ Includes \$449,267 in funding for Deferred Maintenance projects, with \$223,260 coming from the General Fund, and the balance being funded through a combination of grants and the use of designated or categorical monies. The Budget also includes \$293,764 in encumbrances to fund ongoing projects approved in prior years' budgets.
- ✓ Purchases seven (7) new patrol vehicles for the Sheriff's Office from the Motor Pool budget.

- ✓ Continues to reserve \$35,000 for matching funds in support of a State grant award to build a disabled-access dock at Diaz Lake.

While this Budget has some highlights, as always, it is important to also recognize that this Budget does not fulfill all of the department budget requests. And, although the Recommended Budget is able to meet rising labor costs, provided funding for some new positions and, generally, maintains the County's core programs and services while providing funding for some newly identified needs and ongoing initiatives, it still leaves many County needs unmet, and others only partially met. For example, there is no money designated for General Reserves or the Economic Stabilization Fund.

In addition, there are trends associated with this year's Budget – most reported last year, some newly emerging – that still warrant noting:

- Substantial increases in pension costs from the California Public Employees Retirement System (CalPERS) identified in last year's budget have materialized (and been addressed by your Board of Supervisors). However, new actuarial figures released by CalPERS will result in the County's employee pension costs rising even higher. Next year, the Fiscal Year 2018-2019 Budget will need to fund an additional \$1,126,788 in pension costs on top of the \$1,255,585 in increased costs already projected for next year.
- Retiree healthcare costs continue to grow. The County's "pay-as-you-go" cost is projected to increase from \$2,546,478 in last year's Board Approved Budget to \$2,634,045 this year. The projected increase, however, is not reflected in full as an increase in Net County Cost in this year's Budget, because last year the actual pay-as-you-go amount was lower than projected. So, the appearance of a "status quo" budget is, in this instance, misleading; retiree health care costs are continuing to increase. While the Budget is sufficient to fund the pay-as-you-go amount without dipping into the County's OPEB Trust established in Fiscal Year 2009-2010, the ongoing trend of increasing retiree health care costs underscores the need to continue funding the Trust. The Recommended Budget proposes adding \$100,000 to the OPEB Trust, which had a balance of \$6,144,599 as of June 30, 2017. While the OPEB Trust balance is sizeable, the County Unfunded Accrued Liability (UAL) is even greater, with the last actuarial analysis indicating the County's UAL is \$41,187,947.

- Some Non-General Fund budgets still appear to be continuing to increase the use of their fund balances, and need to be carefully monitored.
- After a brief respite two years ago, when some law enforcement costs, such as Probation, showed signs of decreasing, this year's Budget indicates some law enforcement costs, most notably in the Sheriff's budgets, are again increasing faster than most other General Fund budgets, with the exception of Health and Human Services budgets.
- This year, the amount of Operating Transfers In to the General Fund from key trusts is about \$225,082 higher than last year. And, the drain on the trusts from which the money is drawn continues to exceed the rate at which the trusts are recharged.

Last year's budget alerted your Board of Supervisors to trends concerning the use of Health and Human Services and Criminal Justice realignment funds at a rate approaching or exceeding base allocations. This year, use of these realignment funds is within the respective base allocations, however, both critical funding sources warrant continued monitoring and scrutiny.

ARRIVING AT THE RECOMMENDED BUDGET

As presented, this Budget document presents, and identifies the differences between the Department Requested Budget and CAO Recommended Budget for the Fiscal Year 2017-2018. It also describes the steps taken to ultimately submit a balanced Budget for consideration by your Board of Supervisors.

In any County Budget, the wants and needs of departments usually exceed what the County can afford, or the Budget Officer is comfortable recommending. This year is no different. The expenses in this year's Department Requested General Fund Budget exceed projected revenues in the Department Requested Budget by \$4,405,658. This is \$546,182 more than the amount of General Fund Balance the CAO Recommended Budget anticipates will be available to balance the Budget when the Auditor-Controller certifies Fund Balance at the commencement of Budget Hearings. And, as is not uncommon, the Department Requested General Fund Budget does not

include all of the costs the County needed to consider funding this year.

This year, the CAO Recommended General Fund Budget contains \$662,657 more in expenses than the Department Requested Budget. This is because, in addition to decreasing some departmental funding requests, the CAO Recommended Budget also had to add some significant expenses not included in the Department Requested General Fund Budget. Without taking time to itemize every addition to the Department Requested Budget, some of the big ticket costs include: \$161,180 back to the Juvenile Institutions budget and \$46,581 back to the Out-of-County Juvenile Hall budget; \$230,000 for possible geothermal property appraisals and assessment appeals; \$54,740 in additional senior program contributions; and, increasing the amount of court fine money the County is required to remit to the State by \$50,000.

As noted above, adding additional expense to the Department Requested Budget is not unusual. However, this year, the net effect of increasing some departmental costs more than other departmental costs were reduced – coupled with the impact of Operating Transfers going in and out of the General Fund – has resulted in making the CAO Recommended General Fund Budget more than the Department Requested Budget.

As a result of the changes made by the CAO Recommended Budget, the overall gap between revenues and expenses in the General Fund Budget has been reduced from \$4,405,658 to \$3,859,476. Again, this is the result of multiple actions involving adding revenues – primarily through Operating Transfers to the General Fund – and removing (as well as adding) expenses and a very limited use of salary savings. In fact, balancing the Recommended Budget could not have been accomplished, or at least as readily accomplished, without the use of \$849,949 in Operating Transfers In to the General Fund (which results in using more money from some of these trusts than the trust receives each year).

It is not unusual to have a difference in the amount of the deficit between Department Requested and CAO Recommended budgets, and is often the result of the Department Requested Budget not accounting for Operating Transfers in and out of the General Fund. The difference in the size of the deficit between this year's Department Requested General Fund Budget \$4,405,658 and the CAO Recommended Budget

\$3,859,476 is \$546,182, which is almost twice the amount of last year when the difference was only \$285,045.

Similar to last year, the gap between this year's Department Requested Budget and the CAO Recommended Budget could easily have been much greater. Once again, many departments have worked hard to maintain the cost savings achieved through Service Redesign initiatives that have been a part of every budget process since Fiscal Year 2014-2015. The initiatives of the past three years' budgets have come on top of many successive years of budget belt-tightening by many County departments. This year's CAO Recommended Budget seeks to recognize those efforts by supporting limited increases to Authorized Staffing requested by departments, including trading out lower-level positions for higher-level positions capable of performing a wider range of more complex work.

In every year's budget process, there is a certain amount of inherent give-and-take. This year, the CAO Recommended Budget again seeks to spread available funding around, balancing the budget among a myriad of oftentimes competing needs which always exceed fiscal resources. The Recommended Budget cautiously adds some staff capacity, which represents increases in ongoing costs that will affect future years' budgets; it provides funding for one-time costs such as infrastructure investment; it identifies funds to add money to the Elections Innovations Trust or fund any number of other technology needs; it responds to increases in the cost of doing business, such as higher rents and energy costs; and, it continues to commit preliminary funding to pursue ongoing economic development initiatives. Again, this task of balancing the budget and meeting a variety of needs was made easier by most departments making an effort to maintain expenditures around last year's levels, and graciously accepting reductions to some funding requests in the CAO Recommended Budget.

The CAO Recommended Budget reduces non-personnel costs in General Fund budgets by a total of \$347,765 (gross not net), not including salary savings. This stands in contrast to last year when the CAO Recommended Budget reduced non-personnel costs in General Fund budgets by \$222,017, but is not as big a cut as Fiscal Year 2014-2015 when the CAO Recommended Budget reduced non-personnel costs in General Fund budgets by \$429,642. Adding costs elsewhere in the budget comes at a price.

While adjustments to department budget requests are an integral part of the steps taken to arrive at a balanced Recommended Budget, the resulting savings are, as demonstrated above, relatively modest. And although necessary, by themselves, cuts to department funding requests do not result in achieving a balanced budget. Each year, the CAO Recommended Budget must rely on a combination of multiple actions – not just cutting department budget requests – that reduce or defer costs and, in some instances, identify alternative sources of revenue. Similar to past Budget Messages, this section will provide an overview of those actions for readers not familiar with the County’s budget process. Readers already familiar may choose to skip ahead to the *Geothermal Royalties* discussion beginning on page 24.)

Components of the CAO Recommended Budget which are not typically part of the Department Requested Budget include:

Fund Balance. Fund Balance is the amount of money remaining in a fund at the end of the fiscal year. Typically, Fund Balance refers to the money remaining in the County’s General Fund at the end of the prior fiscal year. The County must rely on this money to bridge most of the gap between projected revenues and expenses in the Department Requested and, ultimately, the CAO Recommended Budget. However, Non-General Fund budgets, which by definition sit in their own fund, can also have fund balances and these, too, must often be used to span budget shortfalls in their respective budgets.

Operating Transfers from Key Funds & Trusts. The Recommended Budget continues to benefit from the strategic use of Operating Transfers from key trusts to the General Fund and, sometimes, to Non-General Fund budgets. These key trusts include: the Geothermal Royalties Fund; the Criminal Justice Facilities Trust; the AB 443 (Rural Sheriffs) Trust; and, the COPS Trust. The use of these Non-General Fund monies continues to be a critical means of increasing revenue in the General Fund to pay for specific projects and services – which meet the respective criteria to be eligible for funding from these trusts – that would otherwise have to be funded from General Fund revenues or deleted from this Budget. These funding sources are also sometimes used to fund specific activities in Non-General Fund budgets that would otherwise require an Operating Transfers from the General Fund.

Salary Savings. Positions in the Authorized Staffing which are vacant after the beginning of the fiscal year sometimes have salary and benefits expense removed, in monthly increments, in the CAO

Recommended Budget (or, sometimes, by the department in the Department Requested Budget) as a means of temporarily reducing budget expense for the current fiscal year. Usually, this is done judiciously, taking only as much salary savings as might accrue until the position is filled. Attachment B shows the salary savings being used from vacant positions in the CAO Recommended Budget. This is different from salary savings accrued during the year through attrition, which contributes to end-of-year Fund Balance as discussed below.

This section goes on to describe these components of the budget-balancing process in greater detail. The discussion of salary savings being applied to balance this year's CAO Recommended Budget occurs in the subsequent Personnel Actions section. And, in addition to these standard approaches to balancing the Budget, this year's Recommended Budget continues to benefit from increases in some General Revenues. These increases in certain revenue streams, and decreases in others such as Hotel Transient Occupancy Tax projections, are discussed further below in the Fiscal Overview section. To the extent increases in some revenue streams materialized over the course of last fiscal year, the increases have benefitted the projected General Fund Balance for the year ending June 30, 2017, which is essential for balancing this year's Budget.

Fund Balance

The Auditor-Controller will certify the actual Fiscal Year 2016-2017 General Fund Balance in September at the start of Budget Hearings. Pending the Auditor-Controller's certification of Fund Balance, the CAO Recommended Budget has relied on a placeholder figure; assuming the available General Fund Balance will be \$3,859,476. This is the same amount of Fund Balance available and used to balance last year's Board Approved Budget, but \$205,353 more than used to balance last year's CAO Recommended Budget. The reliance of the CAO Recommended Budget on a higher amount of Fund Balance than required to balance last year's budget is a trend that, obviously, cannot continue indefinitely, and warrants careful monitoring.

As part of your Board of Supervisors' adoption of the Board Approved Budget for Fiscal Year 2017-2018, the CAO Recommended Budget assumes that the Auditor-Controller will certify the General Fund Balance for the Fiscal Year ending June 30, 2017 as being at

least \$3,859,476. This is the amount of Fund Balance needed to fill the shortfall between projected income and projected expenses in the Fiscal Year 2017-2018 CAO Recommended General Fund Budget, including providing \$17,117 for General Fund Contingencies.

If the Auditor-Controller certifies Fund Balance in excess of \$3,859,476, the additional money could be used to address some of the under-funded or unfunded needs identified in this Budget, such as making a long-overdue contribution to General Reserves, or the Economic Stabilization Fund, or increasing the contributions to General Fund Contingencies, the Computer Fund, or Accumulated Capital Outlay Fund.

However, if last year's Fund Balance is certified lower than \$3,859,476, it will be necessary to make cuts to the CAO Recommended Budget.

As frequent readers of Inyo County budgets already know, it is not unusual for the County to rely on using the prior year's General Fund Balance to help balance the current year's Budget. And, the existence of a prior year's General Fund Balance, and using it to balance the Budget, is not necessarily a cause for concern.

The existence of General Fund Balance is an indicator that, overall, the County is living within the limits of its spending plan for that year (e.g., under-spending appropriations and/or overachieving revenues). If General Fund Balance did not exist at the end of a fiscal year, it would mean that departments matched their budget projections exactly (which is very unlikely). And, if a negative General Fund Balance exists, it indicates that, as a whole, departments either over-spent appropriations, under-achieved revenues, or both – so, on its own, the existence of Fund Balance is a good thing.

The County always relies on its prior year's General Fund Balance to balance the Budget, and the Board Approved General Fund Budget in any given year is usually balanced to the amount of the available Fund Balance. Table 2. shows the amount of General Fund Balance used to balance the Budget the last six (6) years. As indicated, during this time, the year-ending General Fund Balance has fluctuated between \$3,529,789 and \$3,976,086.

Annual Fund Balance History						
FY 2011-2012	FY 2012-2013	FY 2013-2014	FY 2014-2015	FY 2015-2016	FY 2016-2017	FY 2017-2018
\$3,593,774	\$3,816,895	\$3,976,086	\$3,529,789	\$ 3,654,123	\$ 3,859,476	???

Table 2.

To the extent that the actual, certified Fund Balance exceeds what was used to balance the CAO Recommended Budget, it is recommended, and your Board usually directs that the amount of this un-budgeted Fund Balance be diverted to reserve accounts or one-time expenses, as opposed to being used to increase funding for ongoing costs.

As discussed in last year’s Budget, and emphasized again here, the County cannot rely on General Fund Balance increasing every year to cover increases in ongoing costs (such as salaries and benefits, rents and leases, other operating expenses like energy costs, etc.) which often grow faster than revenues.

While many components, including accounts receivable, prior years’ encumbrances, and claims on cash, factor into the Fund Balance calculation, a simplified analysis shows the County’s General Fund Balance can usually be primarily attributed to three things: (1) salary savings that accrue after the Budget is approved; (2) lower-than-anticipated expenditures in non-personnel expenses; and (3) achieving or exceeding budgeted revenues, particularly in the General Revenues & Expenditures budget (as opposed to individual department budgets).

Although these elements have been described in previous years’ budget messages, for the benefit of readers not familiar with the County budget process, this year’s *Arriving at the Recommended Budget* section of the Recommended Budget again describes the primary elements of Fund Balance in detail. (While this year’s discussion has been updated to incorporate new trends affecting Fund Balance and the Budget, long-time readers, and those familiar with prior years’ Budget Messages might prefer to read ahead to the *Geothermal Royalties* discussion beginning on page 24.)

Salary Savings as a Component of Fund Balance

As noted above and discussed in more detail in the Personnel section below, use of anticipated (or, *budgeted*) savings in Salaries and Benefits costs, associated with currently vacant staff positions, is

routinely employed as part of the budget process to reduce the size of the shortfall that exists between the Department Requested and CAO Recommended budgets. This year, however, the CAO Recommended Budget only relies on \$112,629 in anticipated salary savings to balance the budget.

Because of the conservative approach taken when budgeting salary savings, there will almost always be additional salary savings that materialize in the Budget after it is adopted, for two reasons. First, positions usually take longer to fill than the amount of time used to calculate salary savings. For example, a position budgeted as providing three months of salary savings may not be filled for four or five months, for a variety of reasons, and thereby generate additional savings. Unless this savings is re-appropriated elsewhere in the department's budget during the fiscal year – a practice discouraged by the County Administrator and Auditor-Controller (since salary savings are associated with ongoing expense) – it will show up as part of the Fund Balance calculation at the end of the year.

The second and more dominant reason for salary savings always being generated throughout the year after the Budget is approved is that vacancies also always arise later in the year. Some degree of employee turnover is a workforce reality in almost any organization. These vacancies, and the salary savings that come with each one, simply cannot be anticipated at the time the Budget is prepared. While it is reasonable to anticipate that there will always be additional “unanticipated” or, perhaps more accurately, “unbudgeted,” salary savings that accrue due to employee turnover throughout the year, it is not easy to anticipate what the amount of these savings might be, or in which department they might be realized. It is, therefore, neither practical nor prudent to, as is sometimes suggested, guess which departments might experience vacancies after the Budget is adopted, and then try to accordingly adjust their budgeted Salaries and Benefits costs in advance.

Again, because of these phenomena, there will always be some unbudgeted salary savings in the County Budget that will contribute to Fund Balance at the end of the year – unless the savings are allowed to be spent elsewhere in a department's budget, or are negated by the department not fully achieving revenue projections in its budget.

While the practices and realities described above explain how we arrive with salary savings at the end of a budget year, they do not necessarily explain why the dollar amount is so high. Not counting

salary savings from Health and Human Services positions, unanticipated General Fund salary savings typically accounts for \$2.0 Million - \$2.5 Million in year-end Fund Balance. In general, when contemplating the amount of money associated with salary savings, and all the variables at work, it is perhaps most useful to consider that the amount of money generated by salary savings is a direct reflection of the fact that personnel costs currently account for 67% (or, \$39,095,805) of the County's Recommended General Fund Budget.

It may be worth reiterating that the decision by your Board of Supervisors last year, during the Mid-Year Financial Review, to continue the Authorized Position Review Process can have the effect of slowing the County hiring process; sometimes a little, sometimes a lot. Without the Authorized Position Review Process, it is possible that the amount of additional salary savings contributing to Fund Balance may have been less.

And, next year, salary savings available to contribute to year-end Fund Balance are expected to be less due to the County beginning to pre-pay lump sum unfunded liability payments to CalPERS this fiscal year. This was discussed when your Board of Supervisors made the decision to generate annual cost-savings by pre-paying the County's lump-sum unfunded liability payments to CalPERS beginning this fiscal year (this year the savings associated with making a lump sum payment instead of monthly payments is \$118,594). Because these payments are based on actuarial projections instead of actual employee costs, the component of salary savings associated with the majority of retirement benefit costs for vacant positions is no longer available because the retirement benefit costs will have already been paid as part of the lump sum pre-payment.

Under-Expenditures as a Component of Fund Balance

In addition to savings from position vacancies that arise during the year, under-expenditures in non-personnel categories of expenses also contribute to Fund Balance.

Based on past analyses, there is rarely a single budget, or a group of budgets, that routinely budget far more than they actually spend (which would be to the detriment of tighter, "more realistic" budgets). Rather, under-expenditures can generally be segregated into two categories. The first category is singular, high-priced expenditures – such as a capital improvement project, a consulting contract, or a

large, one-time purchase – that, for any number of reasons, do not materialize in the year in which they are budgeted. Under-expenditures in this first category are likely to show up again as expenses in the following year’s budget.

The second category of under-expenditures is comprised of budgets with small savings in budgeted expenses spread across many object codes that, when taken together, add up to significant savings. It is this second category of under-expenditure (small savings adding up to big dollars) that is usually more prevalent, and usually accounts for greater savings.

With very few exceptions, year in and year out, most departments manage their budgets effectively, and save money. The savings may not be a lot – a couple hundred dollars here, and a thousand dollars someplace else – but, considering that the Fiscal Year 2016-2017 Board Approved Budget included 137 budget units, even a savings of a thousand or couple thousand dollars (in a budget of a few hundred thousand or even a million dollars) can quickly add up to a large amount of money when the County Budget is considered as a whole. These “small but mighty” efforts always need to be encouraged, acknowledged, and appreciated.

Unlike salary savings, in most years it is far less certain that the County can count on a lot of little savings adding up to big savings at the end of the year. And, when it is necessary to reduce or at least freeze the amount being spent for services and supplies, budget-tightening compounds the likelihood there will be fewer under-expenditures at the end of the year for Fund Balance. This is simply because freezing or reducing appropriations when costs continue to increase results in less “wobble room” for departments to save money. As noted above, this year the Recommended Budget makes \$347,765 in non-personnel cuts to the Department Requested General Fund budget (\$125,748 more than last year). This could foretell that there will be even less for departments to save, and therefore there will be fewer under-expenditures in this year’s Budget to contribute to year-end Fund Balance on June 30, 2018.

Revenue Realization as a Component of Fund Balance

Realizing budgeted revenues is a critical factor in determining year-end Fund Balance that cannot be overemphasized. **For every dollar of revenue that is budgeted, but not achieved, year-end Fund**

Balance is decreased by a dollar regardless of any other factors affecting Fund Balance. Although the accrual period will not close until August 31, 2017, it appears that in Fiscal Year 2016-2017, actual General Fund revenues – excluding Health and Human Services revenues – were approximately \$1.5 Million more than the Board Approved Budget, and approximately \$1.4 Million more than the Working Budget. While this is a sign that departments are doing a good job achieving budgeted revenues, it is more indicative that some General Revenues – like the hotel bed tax and sales tax – continue to exceed intentionally-conservative projections in the General Revenues & Expenditures budget. If hotel bed and sales tax revenue in excess of projections in the Board Approved Budget are discounted, the above analysis shows that revenue projections would have only been exceeded by \$300,000 and \$200,000, respectively, with a corresponding reduction in Fund Balance available to balance this year’s budget.

This demonstrates that, while departments continue, by and large, to do a commendable job in achieving budgeted revenue, the overall revenue realization figures benefit from the fact that under-realized revenues in some budgets are offset, or masked, by higher than anticipated revenues in other budgets. For example, last fiscal year, the General Revenues & Expenditures budget realized over \$2.5 Million more than the revenue projections in the Board Approved Budget. To some degree this is by design, because taking a reasonably conservative approach to revenue projections conveys several benefits, including: providing a buffer against economic downturns beyond the County’s control; compensating for revenues under-achieved in other General Fund budgets; and, any surplus being “money in the bank” in terms of contributing – sometimes significantly – to the year-end Fund Balance.

Without this “extra” unbudgeted revenue in the General Revenues & Expenditures budget, the revenue budgeted by departments (excluding HHS revenue) in the Fiscal Year 2016-2017 Board Approved Budget would be underachieved by \$1,032,958; and, by \$1,103,694 in the Working Budget.

In other words, the General Fund Balance available to use in this year’s budget could have been higher if all revenue projections in the Fiscal Year 2016-2017 Working Budget had been fully achieved, and much higher if revenue projections were met in addition to the receipt of additional, unbudgeted General Fund revenue.

This analysis, which is similar to analyses in previous years' budgets, continues to raise an important issue. A primary purpose of the County's Mid-Year and Third Quarter Financial Review processes is to revise budget projections as necessary. When a department reports that it will not, or it becomes apparent that a department might not, achieve budgeted revenues, the Working Budget should be amended to reflect the decrease in revenues AND, pursuant to the County's Budget Control & Responsibility Policy, expenditures need to be decreased accordingly. Failure to do both has the effect of doubling the impact the loss of revenue has on the bottom line.

Therefore, as always, a key factor to maintaining the integrity of the Fiscal Year 2017-2018 Budget, and not eroding the year-end Fund Balance available for the Fiscal Year 2018-2019 Budget, is that departments must meet their budgeted revenue projections, and decrease their expenditures by a corresponding amount when they cannot meet revenue projections.

Revenue projections have typically been budgeted conservatively to guard against *blue sky* spending, and often provide "extra" revenue at the end of the year that masks underachieved revenues elsewhere in the Budget. Calls to be more aggressive in making revenue projections must be tempered by the realization that any short-term budget convenience can quickly be outpaced by lower year-end Fund Balances and much more immediate and dire consequences associated with departments not meeting revenue projections.

Operating Transfers from Key Funds & Trusts.

In addition to Fund Balance, the CAO Recommended Budget always relies on the use of Operating Transfers from the Geothermal Royalties Fund, Criminal Justice Facilities Trust, AB 443 Trust, and some minor trusts to offset General Fund expenses.

This year's reliance on Operating Transfers to the General Fund is similar to last year. Operating Transfers In to the General Fund have increased by \$225,082; from \$624,867 in last year's Budget to \$849,949 this year. As reported last year, there is cause for concern that, in some cases, the transfers from these trusts continue to exceed the prior year's receipts. This results in diminishing fund balances for the trusts, making current levels of Operating Transfers from the trusts unsustainable. For example:

- **Geothermal Royalties Budget.** The CAO Recommended Budget relies on \$422,650 in geothermal royalties funds, all of which benefits the General Fund. However, last year, the County only received \$210,966 in royalty payments.
- **AB 443 Trust.** A total of \$643,369 in AB 443 (Rural Sheriffs) money is being used to balance the Recommended Budget. However, in Fiscal Year 2016-2017, the County only received \$503,050 in AB 443 funds.
- **Criminal Justice Facilities Trust.** In Fiscal Year 2016-2017, the County received \$64,843 in Criminal Justice Facilities payments associated with Court fines. Similar to recent years' budgets, the Recommended Budget is relying on \$137,006 in Criminal Justice Facilities monies, and of this, \$69,206 is for ongoing maintenance expenses.

While these trends should be a cause for concern, the concern is somewhat tempered by the realization that sometimes not all of the budgeted operating transfers occur in a year. This is usually because the projects for which the money is designated are delayed, or do not materialize.

Geothermal Royalties Fund

The use of Geothermal Royalties Fund money to offset certain eligible expenses in General Fund budgets (and in Non-General Fund budgets that would otherwise require General Fund Operating Transfers) replaces funding that would otherwise need to be paid from the General Fund.

Pursuant to County policy, Geothermal Royalties Operating Transfers are only made from revenue already received in the Geothermal Royalties Fund, and do not rely on geothermal royalty revenue that is expected but has yet to be received this Fiscal Year. In Fiscal Year 2016-2017, the Geothermal Royalties Fund received \$210,956 in new royalty payments, all of which (and then some) are being appropriated in this year's Budget. Table 3. shows the use of Geothermal Royalties Operating Transfers for the past six (6) years.

The Fiscal Year 2017-2018 CAO Recommended Budget includes a total of \$422,650 in Geothermal Royalties Fund Operating Transfers. These are used to offset eligible projects in the General Fund Budget.

Geothermal Operating Transfer History					
FY 2012-2013	FY 2013-2014	FY 2014-2015	FY 2015-2016	FY 2016-2017	FY 2017-2018
\$439,245	\$550,816	\$485,067	\$393,639	\$542,958	\$422,650

Table 3.

In past years, Geothermal Royalties monies were routinely used to offset costs linked to the Coso Geothermal power plant. Geothermal Royalties Operating Transfers were made every year to the Assessor budget to fund a portion of the annual mining and geothermal assessment contract with Harold Bertholf and Associates. And, in years when the Coso Geothermal power plant appealed its property tax assessment, Geothermal Royalties Operating Transfers were made to the Assessor and CAO budgets for consultants to respond to any assessment appeals. However, in April 2016, the Assessor terminated his contract with Harold Bertholf and Associates for annual mining and geothermal assessment work, choosing to perform this work in-house. The Bertholf contract associated with geothermal assessment work was typically valued at almost \$70,000, and funded from the Geothermal Royalties Trust. In bringing the work in-house, the Assessor estimates that office staff will spend about 44 hours on the Coso Geothermal power plant assessment, and the value of this staff time – about \$3,900 – is still being funded with an Operating Transfers from the Geothermal Royalties Trust. However, in light of indications that the Coso Geothermal power plant may appeal its property tax assessment, this year’s CAO Recommended Budget is again using Geothermal Royalties funds to provide contingency funding for consultants to represent the Assessor/County in the appeals process, and preemptively adds the cost of the Bertholf contract back into the Assessor budget, with an offsetting Geothermal Royalty Operating Transfers, to assist in next year’s property appraisal process even though not presently requested by the Assessor.

The projects and other costs being funded with Operating Transfers from the Geothermal Royalties Fund are identified in Table 4.

RECOMMENDED OPERATING TRANSFERS FROM GEOTHERMAL ROYALTIES FUND		
Budget Receiving Transfer - Description	General Fund	Non General Fund
Assessor - Geothermal Staff Work	\$3,900	
Assessor - Geothermal Consultant	\$65,000	
CAO - General - Anticipated Tax Appeal	\$100,000	
CAO - General - Geothermal Consultant	\$65,000	
Parks and Recreation - Equipment/Park Improvements	\$178,750	
Planning	\$10,000	
SUB-TOTALS	\$422,650	\$0
TOTAL GEOTHERMAL OPERATING TRANSFER	\$422,650	
(Last Year's Geothermal Operating Transfers)		\$542,958)

Table 4.

If not for the availability of the Geothermal Royalties money, the General Fund might have been required to fund all of these costs – something that might not be possible without reductions to other areas recommended for funding in this Budget.

The amount of Geothermal Royalties Operating Transfers used to balance this year’s Budget leaves \$251,752 in the Geothermal Royalties Fund without anticipating the receipt of additional royalty payments this year. However, this remaining Fund Balance would be lower if not for the fact that not all of the Geothermal Royalties Operating Transfers included in last year’s Budget materialized, thereby bolstering the amount of Geothermal Royalties Fund Balance available for this year’s Budget.

The wisdom of budgeting only geothermal royalty funds accrued in the Geothermal Royalties Fund – and not budgeting projected geothermal royalty revenues expected to be received in the current year – has served the County very well. In recent years geothermal royalty payments to the County have become less stable. Table 5. shows the amount of geothermal royalty payments the County has received in each of the last six (6) fiscal years.

Geothermal Royalties Received					
FY 2011-2012	FY 2012-2013	FY 2013-2014	FY 2014-2015	FY 2015-2016	FY 2016-2017
\$266,458	\$358,806	\$355,851	\$341,755	\$248,490	\$210,956

Table 5.

As indicated in Table 5., last year the County received nearly \$137,199 less in Geothermal Royalties payments than the amount of

annual payments three years ago. This is most likely due to lower production by the Coso Geothermal power plant which, in turn, affects the plant’s payment of royalties to the Bureau of Land Management. However, in addition to being directly affected by the amount of production at the Coso Geothermal power plant, this critical revenue source has been subject to reoccurring advances at the Federal and State levels to reduce royalties’ payments to “geothermal counties” across the West.

Criminal Justice Facilities Trust

The Inyo County Board of Supervisors created the Criminal Justice Facilities Trust, by resolution, in 1982 for the purpose of acquiring, rehabilitating, constructing, financing, and leasing suitable criminal justice facilities, including all facilities necessary or incidental to the operation of such criminal justice facilities. The Criminal Justice Facilities Trust should not be confused with the Courthouse Construction Trust that existed to provide funding for the acquisition, rehabilitation, construction, and financing of court facilities. As part of the implementation of the Trial Court Facilities Act of 2002, the Courthouse Construction Trust was transferred to the State and now falls under the control of the Judicial Council of California.

The Criminal Justice Facilities Trust currently holds approximately \$696,188, including \$64,843 in new revenue received in Fiscal Year 2016-2017. Table 6. shows the revenue history for this trust.

Criminal Justice Facilities Trust Funds Received					
FY 2011-2012	FY 2012-2013	FY 2013-2014	FY 2014-2015	FY 2015-2016	FY 2016-2017
\$78,648	\$60,749	\$59,560	\$63,851	\$56,907	\$64,843

Table 6.

In recent budgets, this trust provided the primary means of funding the new Sheriff’s Substation in Lone Pine. And, if the proposed Consolidated Office Building Project moves forward, Criminal Justice Facilities monies are identified as one of the sources of funding to help pay for a portion of the cost of the Sheriff, District Attorney, and Probation offices in the facility.

This year’s Budget relies on using \$137,006 in Operating Transfers from the County’s Criminal Justice Facilities Trust to the

General Fund and the Deferred Maintenance budget to balance the Fiscal Year 2017-2018 County Budget. This is \$56,022 more than the \$80,984 in Criminal Justice Facilities Trust Operating Transfers necessary to balance the Fiscal Year 2016-2017 County Budget. Last year’s budget used Criminal Justice Facilities Trust money to fund one eligible deferred maintenance project. This year, the Budget relies on Criminal Justice Facilities Trust money to fund \$67,800 in deferred maintenance projects. Table 7. shows the uses of this year’s recommended Criminal Justice Facilities Trust Operating Transfers.

RECOMMENDED OPERATING TRANSFERS FROM CRIMINAL JUSTICE FACILITIES TRUST	
Budget Receiving Transfer - Description	General Fund
Building & Maintenance - Jail & Juv Inst Maintenance	\$17,000
Deferred Maintenance - Jail HVAC Units	\$60,300
Deferred Maintenance - LP Substation Paint	\$7,500
Jail - General - Security System	\$22,884
Jail - CAD/RMS - Security Maintenance	\$22,080
Juvenile Institutions - Security System	\$7,242
TOTAL	\$137,006

Table 7.

The Recommended Budget proposes using \$56,022 more in Criminal Justice Facilities Trust Operating Transfers compared to last year’s Budget, and there is more money leaving the trust than coming in. While the Fund Balance remains relatively robust, as noted above, the Criminal Justice Facilities Trust only received \$64,843 in new revenue in Fiscal Year 2016-2017. This contrasts with the \$137,006 in Operating Transfers being budgeted from the trust, of which \$69,206 is for ongoing expenses.

AB 443 Trust

The Fiscal Year 2017-2018 CAO Recommended Budget includes the use of \$643,369 from the AB 443 Trust. The Sheriff again supports the recommendation for a \$300,000 Operating Transfers from the AB 443 (Rural Sheriffs) Trust to offset departmental costs. This operating transfer will only be made to the extent it is needed to ensure the Net County Cost for the Sheriff’s budgets does not increase during the fiscal year.

Also, as originally agreed upon in the Fiscal Year 2007-2008 Budget, both the Requested and Recommended budgets provide for continuing the use of AB 443 funds to fund the five (5) additional Correctional Officer positions added to the Sheriff's Authorized Staffing in 2007. Adding these five (5) additional positions to the Authorized Staffing provided greater operational flexibility, and placed more deputies on the street. The Sheriff has elected to leave two (2) of these positions vacant, so AB 443 funds are only being used to pay for the cost of three (3) Correctional Officer positions at \$271,490.

In total, the Recommended Budget recognizes \$643,369 in AB 443 funds. However, in contrast, last year the County only collected \$503,050 in AB 443 funds.

In past years, the County has been conservative in its use of AB 443 funding because, like other State public safety subventions, the reliability of this funding was very volatile and subject to political whimsy in Sacramento. However, now that this critical funding is part of 2011 Criminal Justice Realignment funding, it is much more stable.

Fortunately, the Sheriff and Board of Supervisors have worked in concert to conserve and not become overly reliant on these funds, and the Recommended Budget still leaves a balance of \$2,459,839 in the County's AB 443 Trust. And, another \$500,000 is expected to be received in the trust this year. While the fund balance in the AB 443 Trust does not ease concerns about ongoing and escalating costs, this money could become an essential bridge in maintaining appropriate levels of law enforcement services if the need to significantly reduce future County Budgets materializes. Furthermore, these funds are available to fund other public safety related initiatives, such as costs from the Consolidated Office Building Project, if it moves forward, that could be assigned to the Sheriff's Office.

COPS Trust

The Fiscal Year 2017-2018 Budget recognizes \$146,130 in COPS funding for equipment and supplies in the Sheriff's requested budgets. Similar to last year, the entire Citizens Option for Public Safety allocation is being budgeted, whereas in the past the Sheriff's budgets only recognized a portion of the available funding, and appropriated the rest during the year. There is currently \$292,838 in the COPS Trust, and the trust will receive monthly allocations throughout the year. This change in budgeting results in only COPS funding that has

been received to-date being appropriated, similar to how geothermal royalty monies are budgeted.

EMPLOYEE COSTS & PERSONNEL ACTIONS

Employee Costs

The cost of employee salaries and benefits represent 53% of the Fiscal Year 2017-2018 Recommended Budget. Of \$93,967,881 in proposed expenses, \$50,109,888 is being spent on staffing. In the Recommended General Fund Budget, which does not usually count road projects or other large capital outlays among its expenses, employee costs are 67%, or \$39,095,805 of the \$58,320,675 Recommended General Fund Budget. These figures are up 2% from the Fiscal Year 2016-2017 Recommended Budget in which personnel expenses represented 51% of the overall Budget.

A survey of California counties shows that, in 2016, Inyo County ranked 12th among the State's 58 counties in terms of percent (52.8%) of revenue spent on wages and retirement and health benefits. This year, employee wages, retirement and health insurance costs represent 57.2% of Inyo County's projected revenues.

The Fiscal Year 2017-2018 CAO Recommended Budget reflects changes in employee costs – wage increases and elimination of the Sick Leave Buy-Back Program – associated with new labor agreements reached last fiscal year with the Deputy Sheriffs Association, Elected Officials Assistants Association, and County Correctional Officers Association, and also approved for the Non-Represented Employees and Management Employees groups. The Recommended Budget also provides for wage increases identified in the labor contract agreed to with the Law Enforcement Administrators Association in Fiscal Year 2015-2016.

Members of the American Federation of State, County and Municipal Employees union, which represents employee classifications within the Inyo County Employee Association (ICEA) bargaining unit, voted to reject a similar wage proposal last June 2, 2017, even though the County's offer to ICEA proposed to modify instead of eliminate the Sick Leave Buy-Back Program. However, in hopes of reaching a new labor agreement with AFSCME, the Fiscal Year 2017-2018 CAO Recommended Budget maintains funding to cover the cost of the wage

increases voted down by the union. The Recommended Budget, however, does not presume or rely on any offsetting cost savings associated with the previously proposed elimination of the Sick Leave Buy-Back Program.

In addition to providing for the cost of higher wages in new labor contracts, both agreed to and proposed, the Fiscal Year Recommended Budget also funds the cost of \$1,255,585 in higher pension costs. This increase is all related to the Unfunded Liability Costs that the California Public Employees Retirement System (CalPERS) would charge the County regardless of any increases in *normal* costs associated with wage increases resulting from the new labor contracts. And, it is important to recognize that next year, in Fiscal Year 2018-2019, pension charges associated with the County's Unfunded Liability Costs will increase by another \$1,106,823 (in addition to the amount of this year's increase), plus the always present increase in *normal* costs.

On top of the wage and pension cost increases detailed above, employee costs in the Recommended Budget are based on a projected 5% increase in health insurance costs. And, although not included in employee costs, it is instructive to bear in mind that the County's retiree healthcare costs – discussed in greater detail on page 91 – have increased by \$325,522 and is projected to be \$2,634,045 in Fiscal Year 2018-2019.

Even as employee wage and benefit costs continue to rise, they remain a priority in the County Budget. In fact, the County Budget is typically built around employee costs. Each year, the budget process commences with departments being provided the projected costs of their current, or status quo, Authorized Staffing levels. Departments are free to propose changes to their Authorized Staffing, and asked to build their Department Requested budgets starting with staffing costs.

VSIP . . . R.I.P. ?

In addition to recognizing and identifying funding to pay for the employee cost increases discussed above, the Recommended Budget also supports some, but not all, department requests to add staff or otherwise change their Authorized Staffing. Those department requests, and the rationale for supporting or not supporting the proposed change in Authorized Staffing as part of the Recommended Budget, are detailed below. However, many of these requests are

discussed within the context of the Voluntary Separation Incentive Plan (VSIP) approved in conjunction with the Fiscal Year 2014-2015 Budget.

So, as Mr. Peabody says in the *Rocky and Bullwinkle Show*, "Sherman, set the Wayback Machine to Fiscal Year 2013-2014 . . ."

In Fiscal Year 2013-2014, the County agreed to a new, three-year labor contract with ICEA that provided for 2% cost-of-living-adjustments (COLAs) in each of the three years of the contract. The County also initiated equity adjustments to harmonize pay between similar job classifications that benefitted over 178 employees at an additional annual cost of \$1,025,103. To help balance the following year's Fiscal Year 2014-2015 Budget, the VSIP was developed to present an opportunity for departments to offer lump-sum, post-separation payments to selected classifications as an incentive for eligible employees to voluntarily terminate employment from the County. The amounts of the one-time payments were \$5,000 for part-time employees and employees with five (5) or fewer years of continuous employment with the County; and \$15,000 for employees with six (6) or more years of continuous employment with the County. As noted in the July 15, 2014, Agenda Request Form discussion:

The purpose of the VSIP is to allow and encourage County departments, working with Administration, to plan how best to align the County workforce into a leaner organization while simultaneously minimizing the broader, negative impacts of employee layoffs.

Key tenets of the VSIP included:

- Department heads were asked to look at staffing levels within their department, and identify job classifications which they might recommend for the VSIP.
- Each department head independently completed a survey form on which they identified employee classifications and alternate staffing arrangements they would recommend for inclusion in a VSIP.
- In addition to identifying eligible classifications, department heads were asked to identify *if* and *when* and *how* any vacated positions would be replaced, in order to better quantify the potential savings from any VSIP.
- In addition to being requested by the department head, for a position to be eligible for the VSIP the proposal had to

demonstrate a net savings to the County over a two-year period after accounting for the amount of the incentive offered, and the cost to pay out accrued vacation.

- Participation in the Plan was voluntary and only open to employees occupying job classifications identified as eligible for the VSIP.

Ultimately, nine (9) County employees elected to participate in the VSIP which generated \$474,404 in General Fund savings in the Fiscal Year 2014-2015 Recommended Budget. And, adhering to the tenets of the VSIP, particularly holding department heads accountable for their warranties as to *if* and *when* and *how* any vacated positions would be replaced, has proved crucial to balancing subsequent years' budgets. The \$474,404 in savings generated by the VSIP in Fiscal Year 2014-2015 carried over, and benefitted the Fiscal Year 2015-2016 and Fiscal Year 2016-2017 budgets. However, the new positions requested and recommended in this year's Budget, at a cost of \$250,871, will effectively erase what is left of the savings achieved through the VSIP.

Position Adjustments

As a result of changes negotiated in collective bargaining agreements four years ago, most position adjustments that used to be regulated and approved through the budget process are now, instead, performance-based. As a result, this Budget does not contemplate position adjustments such as career ladders (e.g., movements going from a "I" to a "II," or from a "II" to "III"), equity adjustments, or reclassifications.

Career ladder movements are now based on merit, and departments are responsible for budgeting for career ladders for those employees who may be eligible, based on performance, during the coming Fiscal Year. (Another example of the Budget being built around employee costs.) The CAO Recommended Budget does not reduce increased costs associated with anticipated career ladder movements.

And, changing the classification and/or compensation of positions now requires separate action by the Board of Supervisors outside of the budget process. Examining classification and compensation issues for positions, and making adjustments as warranted, is addressed primarily through a review of the Classification Plan every five to seven years, although a process and criteria are in place to allow reclassification and associated

compensation issues to be considered on a case-by-case basis outside of the budget process.

Although reclassification and compensation matters are not required or expected to be addressed through the budget process, several departments have incorporated the reclassification of some positions, and the associated cost, in their Department Requested budgets. Most classification and compensation adjustments are expected to be made in conjunction with the Classification Plan review process every five to seven years. The Fiscal Year 2017-2018 CAO Recommended Budget includes funding to begin the next Classification Plan review this year (year five of the five-to-seven year window for doing so).

To reclassify a position, including changing its level of compensation, outside of the Classification Plan review process, the County Personnel Rules require:

In order for a position to be considered for reclassification outside of the classification review period described in section 4.1, the department head must demonstrate in writing and, if provided, on a form prescribed by the Personnel Director:

*1. The need for the reclassification is urgent, and cannot wait for the next countywide classification plan review; **and,***

*2. The need for the reclassification is the result of a change in County Code, policy or program, approved by the Board of Supervisors, and the department head clearly informed the County Administrator and Board of Supervisors that the proposed change in County Code, policy or program, if adopted, would result in the need for the reclassification and the associated costs; OR, the need for the reclassification is the result of changes in State or Federal law or regulation, AND additional and commensurate State or Federal funding necessary to fund the reclassification is available and secure; **and,***

3. To implement the changes in the County Code, policies, or programs, or State or Federal laws and regulations will require higher levels of skills or higher levels of responsibility clearly distinguishable from those

associated with the position for which reclassification is sought; and,

4. The incumbent in the position has the capacity to successfully perform the newly required skills and responsibilities.

As detailed in the section below, the CAO Recommended Budget does not support department requests to reclassify positions that do not meet each of the four criteria. Reclassification requests not included in the Recommended Budget are more appropriately considered as part of the upcoming Classification Plan review process, which would include such detailed analysis for appropriate classifications and compensation adjustments. Also, since reclassification requests are not tied to the budget process, these reclassification requests can be considered by your Board of Supervisors at a later time, independent of the budget process and in accordance with the Personnel Rules, if circumstances change and the department head can demonstrate the reclassification criteria have been met.

Changes in Authorized Staffing

The County of Inyo Manpower Report (Attachment C) identifies, by department, Authorized Staffing levels (full-time and B-Par employees) as of July 1, 2017. (Note: The Manpower Report identifies Authorized Staffing at the department level, but not yet at the budget unit level.) Because the Health and Human Services department has numerous employees spread across multiple budgets, a table showing the department's authorized full-time and B-Par staff, and how they are allocated among various programs, is also provided (Attachment D) to guide your Board of Supervisors in its review of the County's 23 Health and Human Services budgets.

This Budget recommends changes to the Authorized Staffing for several departments and offices including deleting positions and supporting some new position requests. These are summarized on Table 8., and discussed below.

Summary of Recommended Changes To Authorized Staffing <small>(Additional Details provided in Attachment E)</small>		
Department	Add	Delete
Ag Commissioner	Project Coordinator (Range 66)	(1) Mosquito Manager (Range 72) and (1) Weed Manager (Range 72)
	(2) Lead Field Technicians (Range 66)	(1) Mosquito Technician III (Range 60) and (1) Field Technician III (Range 60)
	50% Field Technician (Range 60) (previously shared with Salt Cedar Program)	
Assessor	Auditor Appraiser II (Range 72)	
	Auditor Appraiser I (Range 70)	Auditor Appraiser (Range 78)
Auditor-Controller	50% Shared Office Technician I (Range 55)	
		B-Par Office Clerk II (Range 50)
Clerk-Recorder	Office Technician I (Range 55)	
		Office Clerk II (Range 50)
District Attorney	Investigator Assistant (Range 64)	
		DA Investigator (Range 71SB)
Environmental Health	(1) Environmental Health Specialist (Range 60) OR (1) Environmental Health Trainee (Range 67)	
HHS		B-Par HHS Specialist IV (Range 60)
		B-Par HHS Specialist I (Range 50)
	Rehabilitation Specialist (Range 60)	
Library	Librarian/Museum Coordinator (Range 54)	
Probation		Deputy Probation Officer (Range 67)
Public Administrator / Public Guardian	B-Par Public Guardian Specialist (Range 57)	
Road	Road Maintenance Crew Supervisor (Range 71)	
		Lead Equipment Operator (Range 66)
Sheriff	Corporal (Range 70)	
		Deputy (Range 67)
Treasurer-Tax Collector	Fund Dormant Assistant Treasurer-Tax Collector (Contract)	
		Administrative Analyst (Range 70), contingent upon filling the Assistant Treasurer-Tax Collector position

Table 8.

Agricultural Commissioner – Owens Valley Mosquito Abatement Program and Eastern Sierra Weed Management Area. The Recommended Budget supports the department’s proposal to reduce the Authorized Staffing for these budgets by deleting one (1) vacant Mosquito Manager position (Range 72) in the OVMAP budget; deleting one (1) vacant Weed Manager position (Range 72) in the ESWMA budget; and, adding one (1) Project Coordinator position (Range 66) to the Authorized Staffing that will be funded 50/50 between the OVMAP and ESWMA budgets. The new Project Coordinator position will be responsible for the reporting, budgeting, purchasing, grant administration, and other functions for both Programs. The new position will not have direct supervision of field operations and employees.

If your Board of Supervisors is inclined to approve the proposed program changes to the senior staffing configuration for the Owens Valley Mosquito Abatement Program and Eastern Sierra Weed

Management Area described above, the Agricultural Commissioner has disclosed the overall cost savings associated with his Service Redesign proposal is predicated on, and will require the reclassification of one (1) currently filled Mosquito Technician III position (Range 60) to a Lead Field Technician position (Range 66) in the OVMAP budget, and the reclassification of the only Field Technician III position (Range 60), also currently filled, to a Lead Field Technician position (Range 66) in the ESWMA budget. The Lead Field Technician positions are required to ensure adequate supervision and Program functionality if the two, respective vacant Manager positions are eliminated and a combined Project Coordinator position is created to perform administrative responsibilities for both the OVMAP and ESWMA.

These reclassifications cannot wait for the next Classification Plan review if the fiscal and operational advantages of combining the two current vacant Mosquito Manager and Weed Manager positions into one Project Coordinator position are to be realized without jeopardizing Program effectiveness due to the absence of direct field operations supervision that would occur without the Lead Worker positions. The Agricultural Commissioner indicates the incumbents in the Technician III positions have the capacity to successfully perform the newly required skills and responsibilities.

There is a second, vacant Field Technician III position (Range 60) in the Authorized Staffing for the OVMAP budget. This position was previously shared with the Water department's Salt Cedar Program, until the Program's supplemental funding from LADWP ran out. The Recommended Budget also supports the department request that its Authorized Staffing be adjusted to add the second half of this position, previously funded in the Salt Cedar Program, to the ESWMA budget.

Finally, the Recommended Budget supports the department request to provide funding for two (2) additional seasonal Field Assistant positions to the Mosquito Abatement Program. This will increase the number of seasonal positions funded in the OVMAP budget from three (3) to five (5).

The entirety of the recommended personnel changes in the Agricultural Commissioner's department results in \$28,559 of combined personnel cost savings while enhancing operational functionality, flexibility, and sustainability.

Assessor. Last year, the Fiscal Year 2016-2017 CAO Recommended Budget proposed increasing the office's Authorized Staffing by adding a new full-time Auditor/Appraiser position (Range 78), and deleting a vacant Appraiser position (Range 70) at an additional annual cost increase of \$17,064. The need for the higher-level Auditor/Appraiser position was identified as part of an organizational assessment of the office performed in late 2014 and early 2015, and shared with your Board of Supervisors on August 18, 2015. At the time, the Assessor deemed the position unnecessary.

The office was not successful in recruiting a suitable candidate for the new Auditor/Appraiser position this year, and the Assessor has proposed creating a new Auditor/Appraiser job classification series to attract a broader field of applicants to apply for the positions. The Assessor's proposal has been discussed with, reviewed by, and is concurred with by Personnel staff, and this year's Recommended Budget proposes creating a new job classification series comprised of: Auditor/Appraiser I (Range 70), Auditor/Appraiser II (Range 72); Senior Auditor/Appraiser (Range 78) and Assistant Assessor – Auditor/Appraiser (Range: contract).

Within this new classification series, the CAO Recommended Budget supports the Assessor's request to change his office's Authorized Staffing by deleting the vacant Auditor/Appraiser position (Range 78) created in last year's budget, and adding an Auditor/Appraiser II position (Range 72).

The Recommended Budget conditionally supports the office's request to increase its Authorized Staffing by adding one (1) additional full-time equivalent (FTE) in the form of an Auditor/Appraiser I position (Range 70). The Assessor was asked to identify tangible performance measures that could be used to evaluate whether the purported benefits of adding more staff to the office's Authorized Staffing were, indeed, being achieved within 36 months. To date, those performance measures have not been provided. If reasonable performance measures are provided to the County Administrator and concurred with by your Board of Supervisors, it is recommended that extra position be added to the office's Authorized Strength with the understanding that, if the performance measures are not achieved within 36 months, the position will be eliminated. For now, the Recommended Budget places the cost of funding the new Auditor/Appraiser I position (\$61,838 for nine months) in a Contingencies object code (which requires a 4/5ths vote of your Board of Supervisors to appropriate) in the Assessor budget. However, the

Recommended Budget also supports transitioning the existing Appraiser job classification series to the more robust Auditor/Appraiser job classification series, without changing the number of full-time equivalents (FTEs) in the office's Authorized Staffing, anytime during this Fiscal Year; either through the meet-and-confer process, or through attrition.

The Recommended Budget does not support the office's request, as a means of facilitating its requested changes to Authorized Staffing described above, to delete a B-Par Office Technician I position from its Authorized Staffing. The CAO Recommended Budget continues to support the addition of more versatile, higher-level staff to the office, but not at the expense of positions beyond the recommendations for reducing staff made by the former Assessor as part of the Fiscal Year 2013-2014 Budget. Similarly, the Recommended Budget has refrained from previous office requests to add-back clerical staff with limited abilities (by virtue of their job descriptions) to conduct appraisal or audits at the expense of higher-level positions. Your Board of Supervisors may recall that, last year, the Assessor's office requested that its Authorized Staffing be increased to change the B-Par Office Technician I position to a full-time position. Instead, the Recommended Budget proposed, and your Board of Supervisors supported creating and funding a new Auditor/Appraiser (Range 78) which has now metamorphosed into the Auditor/Appraiser job classification series.

Auditor-Controller. In Fiscal Year 2015-2016, due to growing budget uncertainty and the need to save money, the Auditor-Controller agreed to change her office's Authorized Staffing by deleting a vacant Office Technician position slated to be shared with the County Administrator's office, and replacing it with a B-Par Office Clerk II or Office Clerk II to be shared with the Clerk-Recorder's office as described below. The shared Office Clerk II position was, rather, filled with a B-Par position in the Clerk-Recorder's office, and, later, a B-Par Office Clerk II position in the Auditor-Controller's office.

The B-Par Office Clerk II position (Range 50) remains vacant, and the office has requested changing its Authorized Staffing by deleting a B-Par Office Clerk II position and adding a full-time Office Technician I position (Range 55). The cost of the office's request is an additional \$31,350. In subsequent discussions, the Auditor-Controller noted the County Administrator's office has a vacant, shared Office Technician I position (Range 55) that could be used by Personnel and

shared with her office. Recognizing there are payroll and personnel synergies between the Auditor-Controller's office and Personnel office that require close coordination, the Recommended Budget supports the Auditor-Controller's suggestion to change her office's Authorized Staffing by deleting the vacant Office Clerk II position and adding an Office Technician I position (Range 55).

County Clerk – Recorder/Elections. As part of the Voluntary Separation Incentive Program in Fiscal Year 2014-2015, the Clerk-Recorder suggested the office's Office Technician II position (Range 59) be considered for the program, and proposed the office could function with either a shared Office Technician position, or B-Par Office Technician position. As a result, the office's Office Technician chose to leave County employment through the Voluntary Separation Incentive Program, and the office's Authorized Staffing was changed to include an Office Technician I position (Range 55) shared with the Assessor's office. The Clerk-Recorder found the shared position arrangement unworkable for the needs of her office and, in Fiscal Year 2015-2016, the CAO Recommended Budget proposed, and your Board of Supervisors approved, changing the office's Authorized Staffing to make the shared Office Technician I position a full-time Office Technician for the office, and changing the office's Office Clerk II (Range 50) to either a B-Par Office Clerk II or a shared position with the Auditor-Controller's office. The Clerk-Recorder hired a B-Par position and, in February 2016 with support from the County Administrator "out of an abundance of caution to ensure adequate permanent staffing for the upcoming elections," the Clerk-Recorder proposed and your Board of Supervisors approved changing the office's Authorized Staffing to make the B-Par Office Clerk II position a full-time position in the Clerk-Recorder's office.

The Clerk-Recorder position became vacant in the latter half of Fiscal Year 2016-2017 and, as part of its Fiscal Year 2017-2018 Department Requested Budget, the office is asking that its Authorized Staffing be changed by deleting the Office Clerk II position (Range 50) and adding a second Office Technician I position (Range 55). The cost of this change is \$5,143 per year. Recognizing that, while not unworkable, using two different job classifications to provide clerical support in an office that only has four (4) positions in its Authorized Staffing creates additional challenges in terms of supervision and work assignments, and limits flexibility in an office that functions to provide multiple and disparate services to the public, the CAO Recommended

Budget supports this change in Authorized Staffing as long as it is affordable within the constraints of future County budgets.

County Counsel. Although the addition or deletion of A-Par positions are not included in the Authorized Staffing approval process, we note the Recommended Budget recognizes the office's request to delete funding for a vacant A-Par Office Clerk position.

District Attorney. There is a vacant DA Investigator position (Range 71SB) in the District Attorney office's Authorized Staffing. The District Attorney has proposed deleting this position and replacing it with a newly created Investigator Assistant position (Range 64). The CAO Recommended Budget supports the request to delete the Investigator position, and add the Investigator Assistant position to the office's Authorized Staffing.

From last year's budget discussion, your Board of Supervisors will recall that an additional Investigator position was added to the office's Authorized Staffing years ago to support Inyo Narcotics Enforcement Team (INET) operations. At the time, the Investigator position was funded entirely with First Drug Suppression Task Force grant funds. However, in the ensuing years, these grants funds dwindled (and have since disappeared entirely) and the cost of funding the position fell on the General Fund with some support from monies the Sheriff's Office receives for methamphetamine enforcement efforts. Despite the disappearance of grant funds, INET continues to function in Inyo County, having been reconstituted as the Major Investigations and Narcotics Team (MINT) Program formed by the District Attorney and Sheriff two years ago. The change in Authorized Strength is not expected to affect MINT operations, but the resulting savings is \$55,894.

Environmental Health. As part of the Voluntary Separation Incentive Program in Fiscal Year 2014-2015, the Environmental Health Director recommended the department's Lab Tech II position (Range 65) and one of its REHS II positions (Range 79) be considered for the program. He proposed the Lab Tech position could be permanently deleted, and the REHS II position could be left vacant for 6 months and then filled with a REHS I position (Range 71). Subsequently, the Environmental Health Director indicated that he

was finding it increasingly difficult to assign existing staff to share the task of operating the water lab.

Last year, the Fiscal Year 2016-2017 CAO Recommended Budget supported the department's request to add a B-Par Lab Tech I position (Range 60) to the department's Authorized Staffing at a cost of \$25,815. The position was funded with proceeds from the department's provision of contract CUPA (Certified Unified Program Agency) services to Mono County. This year, the Recommended Budget provides funding to increase the hours for the B-Par Lab Tech I position from 20 hours per week to 29 hours per week.

Last year, the Fiscal Year 2016-2017 CAO Recommended Budget also proposed deleting the REHS II position (Range 75) since the department had allowed it to remain vacant for two years and had not requested funding to fill it in the coming year's Budget. Prior to his retirement in late Fiscal Year 2016-2017, the Environmental Health Director recommended adding a new Environmental Health Specialist (EHS) position (Range 60) to the department's Authorized Staffing as a means of increasing staff capacity while still maintaining some cost savings.

The CAO Recommended Budget supports increasing the department's Authorized Staffing, but at a higher level than asked for in the Department Requested Budget. Hiring an Environmental Health Trainee position (Range 67) instead of an Environmental Health Specialist (Range 60) will provide the department with staff capable, by law or regulation, of performing a greater variety of department services. Additionally, the Trainee position will ensure the position possesses the education necessary to engage in on-the-job training to become a Registered Environmental Health Specialist (REHS), and thereby support succession planning in the department. For these reasons, the Recommended Budget provides funding for the department to recruit the higher-level Environmental Health Trainee position (Range 67), and suggest it be allowed to fill the new position as either an Environmental Health Trainee position (Range 67) or an Environmental Health Specialist (Range 60) – depending on the strength of the recruitment – and that the department's Authorized Staffing be adjusted accordingly.

The Fiscal Year 2016-2017 Recommended Budget added another \$19,110 in employee costs to the department's budget to reinstate, rather than layoff, a full-time Office Technician position that had been shared for the prior two years between the Planning and

Environmental Health departments. The Introduction and Summary of last year's budget noted that the Environmental Health department does not need a full-time Office Technician – a sentiment concurred with by the former Environmental Health Director before his departure – and the additional \$34,393 in personnel costs was being added to the department on a “temporary basis” to provide funding for the position until it can be reassigned.

This year, the Fiscal Year 2017-2018 CAO Recommended Budget currently provides funding to retain the full-time Office Technician in the Environmental Health department with the same caveats provided last year: the department has more clerical staff than it needs and the work could be performed by a B-Par position freeing up General Fund resources for other budget needs.

Health and Human Services - Community Mental Health. The Recommended Budget supports the department's request to delete one B-Par HHS Specialist IV position (Range 60). The funds previously budgeted for this B-Par position will instead be used to hire up to two (2) A-Par HHS Specialist IV positions (Range 60). Doing so will result in an overall cost increase of \$5,403, but provide the department with greater flexibility with regard to staffing.

And, although the addition or deletion of A-Par positions is not included in the Authorized Staffing approval process, we note the Recommended Budget also deletes one (1) A-Par Program Services Assistant (PSA) I position (Range 39). In Fiscal Year 2016-2017 it was recommended that a B-Par PSA position be added to the Mental Health budget as a friendly visitor, which ended up in replacing this A-Par PSA position in Mental Health.

Finally, the Recommended Budget supports the department's request, endorsed by the Community Corrections Partnership Executive Committee, to delete one (1) Psychotherapist position (Range 81) from the department's Authorized Staffing. Your Board may recall that this position was created in the Fiscal Year 2016-2017 Budget to provide adult services in the Jail, and funded with Criminal Justice Realignment funds – at least initially. However, the position was never filled, and the Community Corrections Partnership now believes that, rather than funding and filling the Psychotherapist position, there may be more advantage in expending limited Criminal Justice Realignment funds to pay for a “case manager” type position, which could work outside the Jail and therefore be able to draw-down

MediCal Administrative Activities reimbursements to offset some of the cost of the position. The new case manager position is discussed more fully immediately below.

Health and Human Services - Health. The Recommended Budget supports the department's request to delete one (1) B-Par HHS Specialist I position (Range 50) from its Authorized Staffing. This position was funded with 100% Health Realignment funds, and this deletion will double as a cost saving measure to preserve these vital funds. Additionally the department has reviewed its staffing in regards to the Public Health clinics and has deemed that this position as no longer necessary.

Although the addition or deletion of A-Par positions is not included in the Authorized Staffing approval process, we note the Recommended Budget supports the addition of two (2) Temporary A-Par HHS Specialist I positions (Range 50), at a cost of \$38,992, that will be funded through a CMSP grant. The grant funds are being used for a pilot program that will provide job training opportunities to previously incarcerated individuals as part of the re-entry services associated with the County's Community Corrections Plan activities.

As discussed above, the department is requesting to delete the Psychotherapist position (Range 81) that was created and added to the department's Authorized Staffing as part of the Fiscal Year 2016-2017 Budget. The Community Corrections Partnership Executive Committee endorsed the position, which was funded with limited Criminal Justice Realignment funds, to provide additional behavioral health services in the Jail. The Psychotherapist position has remained unfilled and, this year, the Community Corrections Partnership is proposing that the newly created Psychotherapist position be deleted and replaced with a case manager position. This position is proposed to assist the Re-Entry Coordinator in providing services to newly released inmates by connecting them with community services once they are released from jail and, hopefully, reduce recidivism.

The department is requesting that this new Community Corrections Partnership Executive Committee proposal for this "case manager" function be fulfilled adding a **HHS Specialist IV** position (Range 60) to the department's Authorized Staffing. The Recommended Budget supports the department's request to delete the vacant Psychotherapist position and add a case manager position in its stead. However, the Recommended Budget urges accomplishing this by

making the new case manager a Rehabilitation Specialist position (Range 60) and not an HHS Specialist IV position (Range 60).

Making the new position a Rehabilitation Specialist will confer the benefits envisioned when the Rehabilitation Specialist job description was created last year, including: a dynamic range of skills and responsibilities common to both the Health and Human Services and Probation departments; facilitating coordination between departments; and, flexibility in departmental staffing. Like an HHS Specialist, a Rehabilitation Specialist position assigned to Health and Human Services will be eligible for drawing down State and Federal funds for certain activities.

Similar to the Psychotherapist position created last year, the new Rehabilitation Specialist position will be funded, at least initially, with Criminal Justice Realignment funds but at a lower cost than the Psychotherapist position, and with the ability to draw-down reimbursements for services provided outside the Jail. The department proposes accomplishing this, in part, by creating a new “unit” called Re-Entry Services in the Medical Administrative Activities (MAA) program. The department has represented that it expects this arrangement to result in MAA reimbursements that will offset at least 50% of the costs of both the new Rehabilitation Specialist and existing Re-Entry Coordinator positions. The cost of the Rehabilitation Specialist position is \$64,908; however, since it is proposed in place of the more expensive Psychotherapist position, this change in Authorized Staffing will actually result in using \$52,997 less from the Criminal Justice Realignment funds. Although offsetting MAA revenue is not included in the Budget, if the anticipated MAA reimbursements are realized there will be a further preservation of Criminal Justice Realignment funds which can then be appropriated for other purposes.

Health and Human Services - Tobacco. The Recommended Budget does not support the department’s request to add one (1) Senior Rehabilitation Specialist I position (Range 62) funded with additional Tobacco Program monies. The spirit in which the new position was proposed – to create mechanism to transfer a Rehabilitation Specialist from the Probation department and use categorical funds instead of General Fund monies to continue paying for the position – is appreciated, and the possibility of doing so in the future should be reserved. However, as discussed below, the CAO Recommended Budget does not, at this time, propose reducing the number of Rehabilitation Specialists in the Probation department’s Authorized Staffing. The

department needs to pursue the additional allocation of Tobacco Program funding but identify other possible uses for the money, such as contracting for youth tobacco prevention programs in schools, as discussed during the workshop presented to your Board of Supervisors last year. Adding staff with categorical funds that can be reduced or eliminated once program objectives are met, or when program objectives are no longer being met, is not wise. Rather, these funds should be used in a manner to allow your Board to make tobacco-related policy decisions with some degree of finality – as opposed to *kicking the can down the road* – even if doing so results in reducing future funding opportunities unless a sustainable and ongoing need for the funds (such as school intervention programming) can be identified as part of those policy decisions.

Juvenile Institutions. In its Department Requested Budget, the Probation department proposed deleting two (2) Senior Rehabilitation Specialist positions from its Authorized Staffing, noting that staff in these positions could be transferred to Rehabilitation Specialist positions in the Health and Human Services department. Doing so would reduce costs in the Juvenile Institutions budget, and save the General Fund \$161,581.

The Recommended Budget, however, does not support this proposition at this time. The CAO Recommended Budget differs from the Department Requested Budget by keeping both Rehabilitation Specialist positions proposed for elimination in the department's Authorized Staffing; for a total of seven (7) full-time Rehabilitation Specialists, and 2 B-Par Rehabilitation Specialists.

Rather than reduce staffing at this time, the CAO Recommended Budget supports status quo staffing levels for Rehabilitation Specialists assigned to the Probation department until your Board of Supervisors has an opportunity to review some of the trends associated with participation rates in some of the Juvenile Services Redesign initiatives later this year.

It is expected that this review will: (1) evaluate Juvenile Hall populations and use 18 months after the Inyo County Juvenile Detention Facility was transitioned to a *special purpose facility*; (2) analyze subscription rates to and the need for the County's new after-school youth programs; and, (3) gauge the degree to which the Probation and Health and Human Services departments have been able to work together, and successfully draw-down health and human

services funding to offset or reduce General Fund costs in the provision of expanded juvenile services. This review can be used to inform any decisions your Board of Supervisors may consider relative to the future of the Juvenile Hall and related programs, including whether to transfer/move additional Rehabilitation Specialists into the Health and Human Services department where they can be used to more easily draw-down State and Federal funds, or possibly be assigned to support adult probation services.

The department also proposes leaving a third Rehabilitation Specialist position, that is currently vacant, unfunded in the Department Requested Budget. Again, rather than delete this position, the CAO Recommended Budget leaves it unfunded but included as part of the department's Authorized Staffing, pending the comprehensive review of the Juvenile Services Redesign initiative described above.

Library. The Library Director seeks to add a full-time Librarian III position (Range 60) to the Library's Authorized Staffing at a cost of \$59,110 in Fiscal Year 2017-2018, and projected to be \$60,598 next fiscal year.

In contrast, last year, the Department Requested Budget reflected the Library Director's request to add a full-time Librarian I position (Range 54) to the Library's Authorized Staffing. Rather than add another Librarian to the Authorized Staffing, the Fiscal Year 2016-2017 Recommended Budget noted that the Library can better deploy existing staff by rotating personnel among library branches instead of solely assigning the majority of staff to just one specific branch. Additionally, the Fiscal Year 2016-2017 Recommended Budget added two (2) temporary Librarian I positions (Range 54), budgeted for six months at 20 hours per week each, for completion of the Library Automation Project. The total cost of these two positions was \$19,802.

In discussions with the Library Director during the preparation of this year's Budget, the Library Director indicated that adding one (1) Librarian, even a part-time position, will eliminate the challenges currently posed by the Library's current Authorized Staffing levels as they pertain to the reclassification request discussed below, and occasional need to close library branches when the coincidence of the timing of staff vacations, illness, and/or projects or trainings wreaks havoc on the schedule.

Rotating personnel among library branches instead of solely assigning the majority of staff to just one specific branch remains a reasonable, and long-proposed, remedy for some of the challenges described above. However, the functional benefits of adding additional staff to the Library's Authorized Staff – particularly associated with opportunities to take on new projects and initiatives now that the Library Automation Project is complete – cannot be disputed. Coupled with the Library Director's warranty that adding a librarian level position to the Authorized Staffing will resolve the long-running staffing debate, the Recommended Budget supports adding a new FTE to the Library budget. This is accomplished through the creation of a new Librarian/Museum Coordinator position (Range 54) that will be assigned to the Library's Authorized Staffing effective October 5, 2017.

The new Librarian/Museum Coordinator job description will include the function of a Librarian but also incorporate similar-level job skills and responsibilities associated with certain Museum operations. The new job description will enhance the continuum of efforts – embodied by the current Library-Museum Assistant position (Range 48) proposed by the Library and Museum managers as part of the Fiscal Year 2015-2016 Budget – to provide long-term staff-resource flexibility to support the Inyo County Free Library and Eastern California Museum during periods of prolonged resource droughts. While the Librarian/Museum Coordinator position proposed in this year's Recommended Budget will be a countywide position assigned 100% to the Library budget, the new job description may be of value in providing future staff resources to the Eastern California Museum, either through attrition or budget necessity, as well as in conducting the upcoming Classification Plan review.

The Department Requested Budget also reflects the Library Director's request to reclassify a current Library Specialist III position (Range 50) to a Librarian I (Range 54). For the reasons stated above, this reclassification request cannot be considered because it does not meet the criteria required by the County Personnel Rules. The need to reclassify this position, especially in light of the recommendation to add a Librarian/Museum Coordinator to the Authorized Staffing, is more appropriately considered through the Classification Plan review process. Additionally, while it is expected that the new Librarian/Museum Coordinator position will be a countywide position and filled through an open recruitment, the recruitment will provide the three Library Specialists currently assigned to the Library a career path opportunity.

Probation. The Fiscal Year 2017-2018 Recommended Budget deletes a Deputy Probation Officer position (Range 67) that the department left unfunded in this year's Department Requested Budget, and which has been vacant for 11 years.

Last year, the CAO Recommended Budget identified a five-year trend of significantly declining adult probation caseloads. While the exact causes and extent of the decrease in adult probation caseloads may be subject to further analysis, the fact that adult probation caseloads are declining as a result of Criminal Justice Realignment in 2011, and the passage of Proposition 47 in 2014, is not disputed. Nevertheless, in acknowledgment of the department's premise that remaining adult probation cases are more resource intensive, your Board of Supervisors still permitted the department to fill a sixth, long-vacant Deputy Probation Officer position, caseload numbers notwithstanding.

Public Administrator-Public Guardian. As part of the Voluntary Separation Incentive Program in Fiscal Year 2014-2015, the Public Administrator-Public Guardian recommended the office's Deputy Public Administrator-Public Guardian position (Range 64) be made eligible for the separation program. She proposed that the position be left vacant or filled with a part-time position. The Health and Human Services department, which also provides conservator services and in many counties fulfills the Public Guardian function, agreed to provide the office with part-time clerical support.

The Public Administrator-Public Guardian has requested that her office's Authorized Staffing be increased by adding an Office Technician I position (Range 55). The additional cost of \$64,199 for a full year is reflected in the Department Requested Budget. The CAO Recommended Budget supports adding a **B-Par Public Guardian Specialist** position (Range 57), budgeted at 29 hours a week, to the office's Authorized Staffing, effective October 5, 2017. This will be a new job description, better suited to the office's described needs than the Office Technician position, and will be comparable to a HHS Specialist III. The cost of the B-Par Public Guardian Specialist position will be \$26,901 for Fiscal Year 2017-2018, and is projected to be \$38,563 next fiscal year.

As recommended, this position will manage the office's files and pay bills, and assist the Public Administrator-Public Guardian up to four days a week in performing her elected responsibilities. These

include managing tangible personal property, marshaling of decedent estates and liquidation of estates, managing estates for living conserved persons, and administration of Social Security and Medicare tasks. Consideration can be given to making the position full-time in future years' budgets if, as represented by the Public Administrator-Public Guardian, this new position will assist the office in meeting accounting and auditing standards, and staying current on billings to ensure realization of projected revenues. (Since Fiscal Year 2009-2010, well before the Deputy Public Administrator-Public Guardian availed herself to the Voluntary Separation Incentive Program, the office's annual revenues have ranged from \$7,150 - \$8,622, with the office typically projecting \$8,000 in revenue in its Department Requested budget.) The Public Administrator-Public Guardian has indicated the future years' revenue could increase if the position is filled.

Road. The Recommended Budget supports a Department Request to reinstate a Road Maintenance Crew Supervisor position (Range 71) for southeastern Inyo County in the department's Authorized Staffing and, after the position is filled through an internal recruitment, delete a Lead Equipment Worker position (Range 66) that works in the Tecopa area. The Authorized Staffing was changed in Fiscal Year 2011-2012 to delete the Foreman position through attrition and add a Lead Worker. However, the size of this southeastern road district, combined with the wide array of projects and demands that must be handled sometimes in the absence of direct supervision, make reinstating some higher-level supervisor position reasonable. Additionally, in adding this position to the Authorized Staffing, it is recognized that broader Tecopa operations responsibilities will be incorporated into the job description for the Foreman position assigned to southeastern Inyo. This will provide the department with greater ability to support other County functions in the area on a cost reimbursement basis.

Sheriff. The office is requesting to change its Authorized Staffing by deleting one (1) vacant Deputy position (Range 67) and adding one (1) Corporal position (Range 70) in the Department Requested Budget. The new Corporal position will expand staffing and provide formal supervision for Sheriff's services in southeastern Inyo County. The cost for this change in the office's Authorized Staffing is \$3,696 for this Fiscal Year, and is projected to be \$9,659 next year. The CAO Recommended Budget supports changing the Authorized Staffing by deleting a Deputy position and adding a Corporal position as long as

the Sheriff deploys three sworn personnel, including the new Corporal position, to provide services in the southeastern portion of the County.

Treasurer-Tax Collector. As part of the Fiscal Year 2015-2016 County Budget, the Treasurer-Tax Collector requested that an Administrative Analyst position (Range 70) be added to the office's Authorized Staffing in exchange for the then-vacant Assistant Treasurer-Tax Collector position being suspended and left unfunded. The CAO Recommended Budget supported the Treasurer-Tax Collector's request, similar to an arrangement made a few years earlier in the Auditor-Controller's office where a Management Analyst position was added to the Authorized Staffing instead of filling a vacancy in the Assistant Auditor position. In both instances, these were "either or" arrangements whereby both positions were never to be filled at the same time. The Fiscal Year 2015-2016 CAO Recommended Budget noted that if the Treasurer, with Board approval, later requested to fill the Assistant Treasurer position, the Administrative Analyst position will be deleted.

As part of her Fiscal Year 2017-2018 Department Requested Budget, the Treasurer-Tax Collector seeks to fund and reinstate the Assistant Treasurer-Tax Collector position (Range: contract) as of October 5, 2017. If approved, this will be accomplished through a closed, departmental recruitment and the Administrative Analyst position will be deleted from the office's Authorized Staffing once the Assistant Treasurer-Tax Collector position is filled. At the salary proposed in the Department Requested Budget, the cost of this increase will be \$12,738, and \$17,370 in future years' budgets (based on this year's costs) when a full 12 months of salary and benefit costs need to be funded. The CAO Recommended Budget supports filling the Assistant Treasurer-Tax Collector position as a non-merit system contract position and, upon its filling, deleting the Administrative Analyst position.

The office is also requesting to increase its Authorized Staffing by adding an Office Clerk III, effective September 21, 2017. The cost for Fiscal Year 2017-2018 would be \$43,580, with the position costing \$58,634 for a full 12 months next fiscal year. In justifying the request for additional staff, the Treasurer-Tax Collector has cited increased clerical duties associated with the office's delayed property tax assessments from the Assessor's office. The office is also anticipating increases in work load associated with cannabis taxation; potential for online vacation rental billings and collections; and the possible

imposition of a County business license. The Recommended Budget does not support the requested addition to the office’s Authorized Staffing at this time.

The use of temporary staff might be an alternative for addressing increased clerical duties associated with delayed property tax assessments once that issue is better understood. Staffing needs associated with cannabis taxation or possible vacation rental and/or business license regulations can and should be evaluated as part of the analysis when such ordinances, policies, and/or regulations for the other possible measures are presented to your Board of Supervisors for consideration and adoption. Such analyses should consider projected workload, costs, cost-recovery, and options for where such services may be housed.

Salary Savings

Compared to past years, balancing the Fiscal Year 2017-2018 CAO Recommended Budget does not rely heavily on the use of salary savings. This is primarily a reflection of the fact that the County continues to enjoy strong recruitments for most vacant positions, meaning that there are fewer General Fund vacancies from which to propose the one-time use of salary savings during the budget preparation process.

Table 9. provides the trend of General Fund salary savings used to balance the Budget over the past six (6) years.

Budgeted Salary Savings History					
FY 2012-2013	FY 2013-2014	FY 2014-2015	FY 2015-2016	FY 2016-2017	FY 2017-2018
\$808,401	\$940,085	\$531,462	\$476,202	\$215,748	\$112,629

Table 9.

Another reason this year’s CAO Recommended Budget shies away from using salary savings to present a balanced budget is that it seems to be creating a false sense of budget security. The use of salary savings – which actually represent ongoing costs in future budgets (unless the positions are going to be eliminated) – has been portrayed in the past as being used for “one-time” expenses. However, as non-personnel costs continue to rise, it becomes increasingly difficult to distinguish between one-time use of salary savings for one-time non-

personnel costs, and the one-time use of ongoing salary and benefit costs to cover other ongoing expenses.

Similarly, the use of salary savings to help balance the Budget is assumed to be preferable to eliminating filled positions in tight budget years. However, in terms of planning for long-term fiscal stability, taking salary savings from whichever position(s) happen to be vacant tends to discourage any strategic analysis of which positions are the most critical to meeting the service priorities established by your Board of Supervisors, and which positions could be eliminated.

This year's CAO Recommended Budget is able to identify \$332,338 in possible additional General Fund salary savings, but is only proposing to use \$112,629 in salary savings to balance the budget for reasons discussed above. All of the salary savings being recommended for use in the CAO Recommended Budget are generated by vacancies in General Fund positions (excluding Health and Human Services positions), and all of the recommended salary savings are coming from budgets within the County Administrator's office.

The Position Vacancy/Salary Savings Table (Attachment B) identifies salary savings by department and staff position, and includes the earliest date that the position can be filled to realize the anticipated salary savings.

The Position Vacancy/Salary Savings Table does not include salary savings associated with new positions, recommended to be added to the Authorized Staffing in this year's CAO Recommended Budget but not funded for the entire year. Table 10. shows the cost of new positions proposed to be added to the Authorized Staffing for Fiscal Year 2017-2018, how many months those positions are funded in this year's Budget, and the current cost of those positions projected for a full 12 months in next year's budget.

As mentioned above, in the Fund Balance discussion on page 17, the calculation of CAO Recommended salary savings is usually intentionally conservative. And, for a variety of reasons, the future use of salary savings may – by either necessity or strategy – continue to be less of a tool for balancing budgets in future years.

COST OF POSITIONS ADDED TO AUTHORIZED STRENGTH			
DEPARTMENT	POSITION TITLE	Cost as of 10/5/17	Minimum 12 Month Cost for Fiscal Year 2018-2019
AGRICULTURE COMMISSIONER	PROJECT COORDINATOR (RANGE 66)	\$ 57,500	\$ 82,055
ASSESSOR	AUDITOR APPRAISER I (RANGE 70)	\$ 61,838	\$ 88,252
ENVIRONMENTAL HEALTH	REHS TRAINEE OR EHS TECH (RANGE 60/67)	\$ 58,071	\$ 83,035
CAO-DCS - LIBRARY	LIBRARIAN/MUSEUM COORDINATOR (RANGE 54)	\$ 46,561	\$ 66,520
PUBLIC GUARDIAN	BPAR PUBLIC GUARDIAN SPECIALIST (RANGE 57)	\$ 26,901	\$ 38,563
	TOTAL FOR NEW POSITIONS	\$ 250,871	\$ 358,425
DEPARTMENT	POSITION TITLE	Additional Cost/(Savings) for 17-18 - Effective 10/5/17	Additional Cost/(Savings) for full 12 months
AUDITOR-CONTROLLER	SHARED OFFICE TECHNICIAN I	\$ (3,889)	\$ 6,219
CLERK-RECORDER	OFFICE TECHNICIAN I	\$ 5,143	\$ 6,297
DISTRICT ATTORNEY	INVESTIGATOR ASSISTANT	\$ (55,894)	\$ (53,957)
HHS	REHABILITATION SPECIALIST	\$ (52,997)	\$ (52,997)
SHERIFF	CORPORAL	\$ 3,696	\$ 9,659
ROAD	ROAD MAINTENANCE CREW SUPERVISOR	\$ 8,014	\$ 12,395
TREASURER-TAX COLLECTOR	ASSISTANT TREASURER-TAX COLLECTOR	\$ 12,738	\$ 17,370
	TOTAL FOR CHANGED POSITIONS	\$ (83,189)	\$ (55,014)

*Negative connotes replacing higher position - "Savings associated with chopping from the topping"

Table 10.

FISCAL OVERVIEW

General Fund Revenue

The Fiscal Year 2017-2018 Recommended General Fund Budget projects revenue increasing by \$1,389,145, or 2.62%; from \$53,072,054 in last year’s Board Approved General Fund Budget to \$54,461,199 in this year’s CAO Recommended General Fund Budget. This increase includes \$849,949 in operating transfers into the General Fund.

This stands in contrast to last year, when the Fiscal Year 2016-2017 CAO Recommended Budget reported General Fund revenue increasing by 5.4%, or \$2,737,685, compared to the Fiscal Year 2015-2016 Board Approved Budget. And, last year, Operating Transfers into

the General Fund were \$624,867 – \$225,082 less than required to balance this year's Budget.

When Operating Transfers into the General Fund are subtracted from both this and last years' revenue projections, projected revenue has increased from last year's Board Approved General Fund Budget by \$1,164,063.

While General Fund revenues are increasing, the rate of General Fund revenue growth is decreasing. A similar analysis last year showed the growth in General Fund revenues (excluding Operating Transfers) from the Fiscal Year 2015-2016 Board Approved Budget to the Fiscal Year 2016-2017 CAO Recommended budget was \$1,384,319. And, the growth in General Fund revenues (excluding Operating Transfers) from the Fiscal Year 2014-2015 Board Approved Budget to the Fiscal Year 2015-2016 CAO Recommended budget was \$2,172,913. This year's General Fund revenue growth is about half of what it was between the fiscal years 2014-2015 and 2015-2016.

The higher growth rates for General Fund revenue in these prior years' budgets were influenced, in part, by the need to more aggressively project key General Fund revenues (typically and intentionally estimated conservatively), as well as several large disaster services and planning grants that were recognized in General Fund budgets. The growth in General Fund revenues in this year's CAO Recommended budget is split almost equally between General Revenues and Health and Human Services Revenues and comprised primarily of: a \$267,526 increase in property tax revenue; \$296,786 in additional realignment funding; approximately \$75,000 in additional interest revenue; about \$25,000 in higher court fines; and, \$38,501 more in Federal Payment In Lieu of Taxes funding.

Property tax revenues received by the County from the City of Los Angeles Department of Water and Power (LADWP) are a key source of revenue for the General Fund. The Los Angeles property tax payment is calculated using the Constitutionally-prescribed Phillips Formula, and accounts for about 48% of the County's secured property tax roll. Based on State calculations, this year the LADWP tax payment is increasing by 4.44%. Similar to General Fund revenues as a whole, however, the rate of growth is declining – slightly – for the second year in a row. Last year's increase was 5.23%, and Fiscal Year 2015-2016 benefitted from a 5.8% increase.

Excluding the increase in the value of LADWP property from the secured property tax roll shows the rest of the secured roll growing by 3.63% compared to last year's 1.27% growth rate. Since the CPI increase allowed for by Proposition 13 is 1.02%, it appears that part of this year's encouraging growth is due to several significant changes in assessed value of a few properties.

Overall, the County's share of this year's secured property tax revenue is projected to increase by 2.75%, or \$308,897, showing signs of modest growth. The increase in the amount of the secured property tax roll is \$33,449 more than last year's increase.

Unlike secured property tax revenue, this year's unsecured property tax revenue is continuing to decline. The unsecured property tax roll is showing a slight overall decrease of 0.16%, or \$7,064 less than Fiscal Year 2016-2017.

As mentioned in previous budget messages, the Coso Geothermal power plant continues to represent a significant portion of the unsecured property tax roll, accounting for 89% of the total unsecured tax roll. Large industrial properties can experience swings in value due to the complexity of their assessments. However, in counties with more diversified unsecured property tax rolls, growth in other unsecured properties usually offsets some or most of these changes. In Inyo County, the unsecured property tax roll is not diverse and the properties comprising the remaining 11% of the unsecured tax roll are not showing increases in assessed value. As a result, the continued decline in the assessed value of the Coso Geothermal power plant accounts for a 40%, or \$25,822, reduction in the County's share of unsecured property tax revenue this year. And, there is likelihood that Coso Geothermal may appeal this year's tax assessment which could result in further reductions to the County's unsecured property tax revenue.

On a positive note, this year's Federal Payment In Lieu of Taxes funding increased by \$38,501; however, again, that is \$132,640 less than the increase from the prior year's PILT payment. Federal PILT funding is only appropriated by Congress a year at a time, and the County's continued receipt of this critical funding is always uncertain. For this reason, the County only budgets the PILT revenue actually received in the prior year (PILT payments are typically received in June).

It remains important to acknowledge that, although these General Revenues are critically important to the County General Fund, the factors that influence them – such as assessed valuation and acts of Congress – are beyond the control of this Budget and your Board of Supervisors. There is little that can be proactively accomplished to guard against negative potentialities manifesting in the property tax revenue receipts or PILT payments. As a result, this year's Recommended Budget continues to be cautious and conservative in its revenue projections. The wisdom in doing so is partially demonstrated by the County's conservative approach to Hotel Transient Occupancy Tax revenue projections.

The Recommended Budget typically forecasts projected TOT revenues well below the prior year's actuals. The actual revenues fall to Fund Balance where they serve as a buffer and mitigate against revenue shortfalls in other parts of the General Fund Budget, with the remainder comprising a sizeable portion of each year's Fund Balance. This conservative approach also guards against the influence of weather, exchange rates, fuel costs, and other factors beyond the County's control on visitation and associated bed tax. The conservative approach also invokes the old saying that, when you are short you have less distance to fall.

This adage applies to this year's TOT forecast, which has to account for an estimated \$800,000 reduction in TOT revenue associated with rooms being offline during construction activities at Furnace Creek Resort. As discussed in other parts of this report, most of this foreknown reduction in TOT is being absorbed in the intentional "gap" between last year's actuals – which exceeded projections by almost \$955,650 – and this year's Recommended Budget which decreases revenues by \$300,000 compared to last year's recommendation, but not by the entire \$800,000 impact expected from the resort operating on a limited basis. The challenges facing this year's budget would be much greater if it seemed necessary to reduce TOT revenue projections by another \$500,000 or more.

As in years past, beyond the impacts of the Furnace Creek Resort's reduced occupancy, the County's TOT revenue will be linked to economic stability or instability in Europe and the strength of the euro, as well as weather conditions. Due to these factors, it is recommended that your Board of Supervisors continue to allow any revenue in excess of projections to remain unbudgeted as a way of bolstering Fund Balance and countering the impacts of shortfalls in other revenue projections.

For the first time in four years, the County is seeing a consistent increase in revenue associated with court fines. Since this revenue stream has been unpredictable, a cautious approach is being taken in recommending the \$25,000 increase included in this year's budget.

As reported last year, a change to the County Investment Policy approved by your Board of Supervisors in 2015 is paying dividends. The change proposed by the Treasurer-Tax Collector increased the maximum percentage of the portfolio's long-term investments (investments over one year in length) from 35% to 60% of funds on deposit in the County Treasury Pool. This change to the Investment Policy has resulted in the actual Interest From Treasury revenue in Fiscal Year 2016-2017 exceeding projections by \$187,018. As a result, Interest From Treasury revenue projections in the Fiscal Year 2017-2018 General Revenue & Expenditure budget are being increased by \$75,000. Traditionally, this revenue has been budgeted to the prior year actuals. The Recommended Budget continues this practice by not budgeting more interest revenue than what was received last year due to the cyclical nature of the earnings. Interest From Treasury revenue is not guaranteed to keep increasing and, due to the long-term nature of these investments, market instability, and risk of calls, such revenues should only be conservatively projected a year or two in advance. As such, any incremental increases in interest revenue should be considered short-term and not long-term gains.

In summary, the majority of projected increases in General Revenues in the CAO Recommended Budget is comprised of Secured Property Tax (\$261,035), PILT (\$38,501), Fines & Forfeitures (\$25,000), Interest From Treasury (\$75,000), and net of increases and decreases in other revenue codes.

The following graph, *General Fund Revenues by Category*, Figure 1., illustrates the sources of General Fund revenues in the Fiscal Year 2017-2018 Recommended Budget.

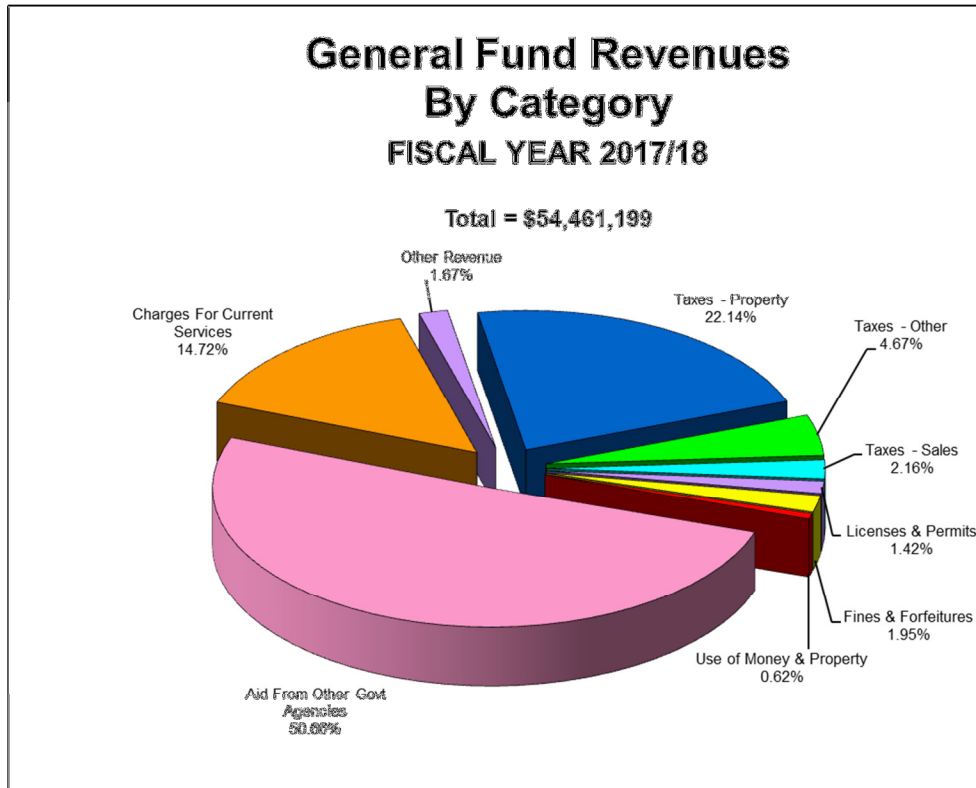


Figure 1.

Looking beyond the General Fund, overall, the Fiscal Year 2017-2018 CAO Recommended Budget projects revenue decreasing by \$322,035, or -0.37%; from \$87,990,124 in last year’s Board Approved Budget to \$87,668,089 this Fiscal Year. The primary reason for this overall decrease in revenue is associated with a reduction in funding for a variety of road projects in last year’s budget, and discussed further in the next section.

Non-General Fund Revenue

The Fiscal Year 2017-2018 Recommended Non-General Fund Budget projects revenue as decreasing by \$1,711,180; from \$34,918,070 in last year’s Board Approved Budget to \$33,206,890 this Fiscal Year.

Most of this decrease in Non-General Fund revenue can be attributed to the State Funded Road budget which reflects a \$1,336,309 reduction in State and Federal funding. However, this is just the normal course of projects being completed from the prior year, and is not necessarily reason for concern.

In contrast to last year, expenditures in the Non-General Fund Budget have decreased by \$3,604,704. The majority of this reduction is associated with a decrease in State Funded Road budget expenses that corresponds to the decrease in revenue discussed above.

Also in contrast to last year, fewer Non-General Fund budgets appear to be relying on their respective fund balances. Last year, these budgets used \$4,333,840 in combined Fund Balance. This year the use of combined Fund Balance in Non-General Fund budgets is \$2,440,316. This reduction in the use of Fund Balance is, again, driven by Roads. Last year, with State transportation funding in disarray, the Road budget had to rely on \$1,023,321 in Road Fund Balance (which Board policy seeks to keep at \$1 Million for just such circumstances). The passage of SB 1 (Beall) and companion legislation fortifies the Highway User Tax Account (HUTA) and, this year, provides the Road budget with a \$1,352,232 increase in State Highway User Tax revenue. As a result, the Road budget is projecting a contribution to the Road Fund of \$81,954. Road Fund Balance is projected as \$3,945,918.

As previously reported to your Board of Supervisors, once the mechanics of the new transportation funding package are mastered, the department may seek a budget amendment later in the fiscal year to recognize additional funding and projects.

CAO Recommended Budget Overview

The total Fiscal Year 2017-2018 CAO Recommended Budget is \$93,967,881 in expenditures which represents a \$2,215,559, or a 2.3% decrease from the Fiscal Year 2016-2017 Board Approved Budget of \$96,183,440 expenditures.

Overall, many of the assumptions associated with this year's revenue projections and expenses are similar to previous years' Budgets and discussed later in this report on page 92.

The following graph, *Total County Expenditures*, Figure 2., below, demonstrates the categorical division of the Budget, as recommended.

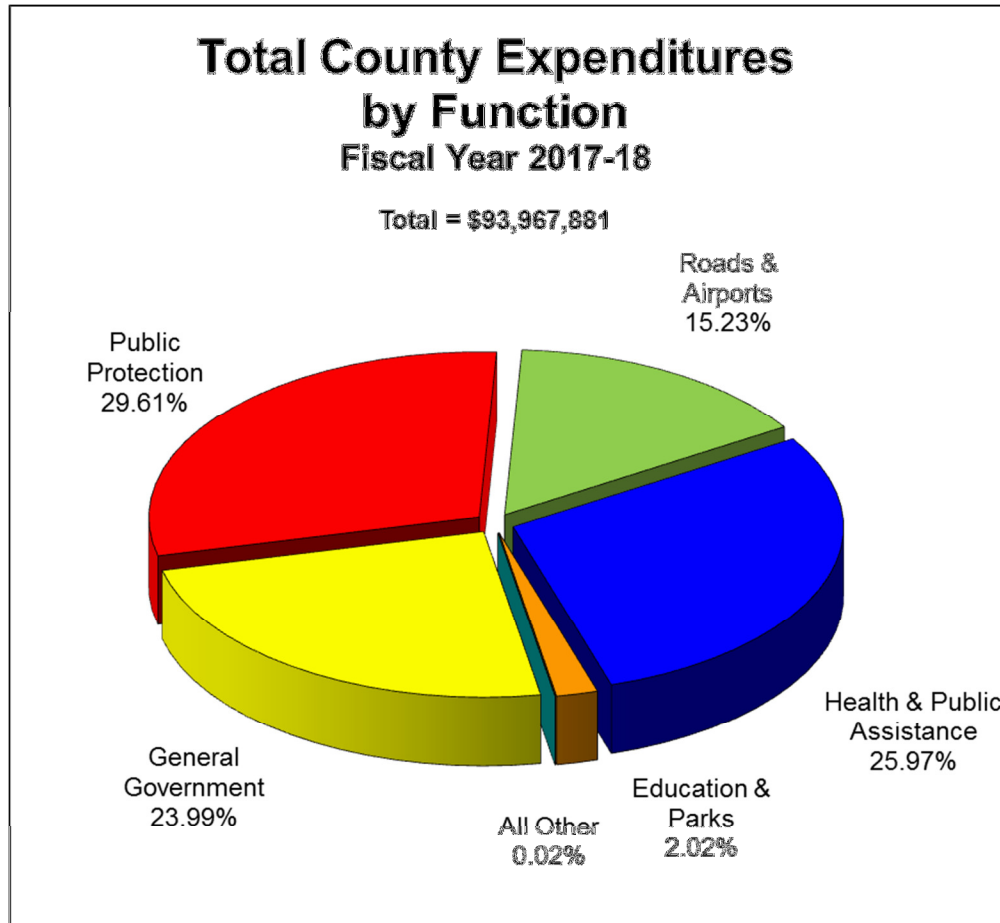


Figure 2.

Recommended Budget: General Fund

The Fiscal Year 2017-2018 Recommended General Fund Budget totals \$58,320,675 in expenditures and \$54,461,199 in revenues. General Fund expenditures represent an increase of \$1,389,145 or 2.44% over the Fiscal Year 2016-2017 Board Approved General Fund Budget of \$56,931,530.

The Auditor-Controller is expected to certify the Fund Balance in the General Fund for the year ending June 30, 2017, at the commencement of Budget Hearings. For purposes of preparing the Recommended Budget, General Fund Balance is being estimated as \$3,859,476, and this amount is used to balance the Fiscal Year 2017-2018 Recommended General Fund Budget.

The following graph, *General Fund Expenditures by Function*, Figure 3. demonstrates the categorical division of the General Fund Budget, as recommended.

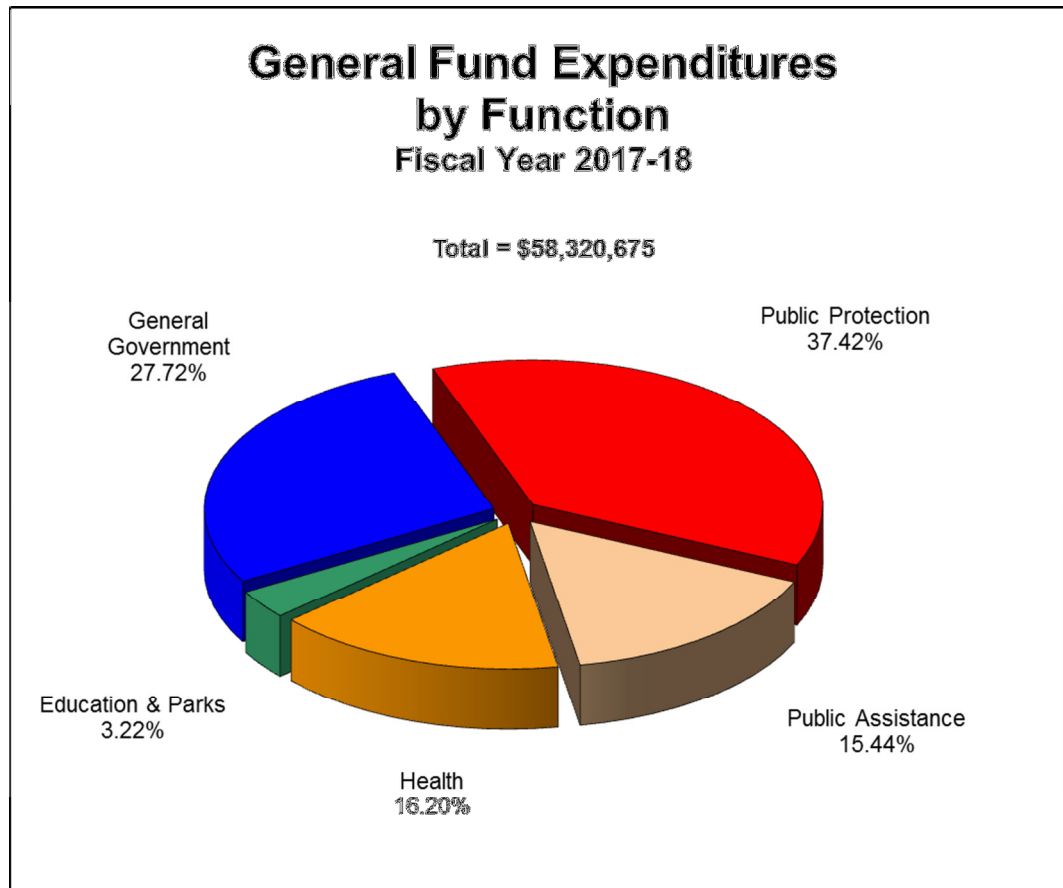


Figure 3.

The sheer number of Operating Transfers that have been made in and out of the General Fund in recent years makes it very difficult to compare changes in revenues and expenditures from one fiscal year to the next.

This year, increases in expenditures are being offset primarily by increases in certain revenues rather than decreases in discretionary expense. However, the reality is that Inyo County can hardly count on increases in revenues to offset ever-increasing costs, nor can it continue to rely on reductions in discretionary expenses to maintain fiscal solvency when costs beyond the control of departments continue to rise.

Changes in General Fund expense categories between the Fiscal Year 2016-2017 Budget and costs in the Fiscal Year 2017-2018 Recommended General Fund Budget are shown in Table 11.

CHANGE IN GENERAL FUND EXPENDITURES BY CATEGORY OF EXPENSE				
Expense Category	FY 2016-17 Board Approved	FY 2017-18 CAO Recommended	Difference	Percent Change
Salaries & Benefits	38,485,728	39,095,805	\$610,077	1.59%
Services & Supplies	8,829,428	8,756,484	(\$72,944)	-0.83%
Internal Charges	4,212,769	4,945,323	\$732,554	17.39%
Other Charges	3,798,792	3,734,092	(\$64,700)	-1.70%
Debt Service Principal	65,577	66,235	\$658	1.00%
Debt Service Interest	8,524	7,866	(\$658)	-7.72%
Fixed Assets	252,145	62,500	(\$189,645)	-75.21%
Other Financing Uses	796,497	1,033,698	\$237,201	29.78%
Reserves	482,070	618,672	\$136,602	28.34%
TOTAL	\$56,931,530	\$58,320,675	\$1,389,145	2.44%

Table 11.

Recommended Budget: Non-General Fund

The Fiscal Year 2017-2018 Recommended Non-General Fund Budget totals \$35,647,206 in expenditures and \$33,206,890 in revenues. The deficit in Non-General Fund budgets is \$2,440,316 – \$1,948,524 less than last year’s Non-General Fund funding gap. Including recommended Operating Transfers, there is sufficient Fund Balance in these budgets to cover the gap between revenues and expenditures. As discussed above, and similar to last year, fund balances – not increasing revenue – are (with the notable exception of Road budgets) being relied upon to fund expenses that remain high in some Non-General Fund budgets.

Table 12. shows the Operating Transfers being recommended for Non-General Fund budgets.

RECOMMENDED GENERAL FUND OPERATING TRANSFERS	
Transfer To	Amount
CAO - ACO	\$206,000
Deferred Maintenance	\$223,260
Computer Fund	\$160,000
Senior Program (ESAAA)	\$55,000
Recycling & Waste Management	\$200,000
TOTAL	\$844,260
(Last Year's General Fund Operating Transfers Out	\$603,751)

Table 12.

RECOMMENDED CHANGES TO DEPARTMENT REQUESTED BUDGETS

In addition to the differences already discussed, the CAO Recommended Budget differs from the Department Requested Budget as follows. This section of the Recommended Budget will also be used to identify key issues in certain budgets that have not already been discussed.

Not discussed below are minor changes between the Department Requested Budget and CAO Recommended Budget to object codes in the Salaries and Benefits object category. Combined, these changes total a combined \$24,221 associated with correcting an omission in some Personnel Module calculations.

Non-General Fund Budgets

Accumulated Capital Outlay

In recent years, Operating Transfers from the Geothermal Royalties Fund have been used to provide funding for some of the projects funded in this budget. Last year, these funds were used to provide preliminary funding for the possible construction of a new terminal building at the Bishop Airport. However, since Geothermal Royalties revenues are decreasing and there are other needs for these limited monies, the Recommended Budget provides a \$206,000 Operating Transfers In from General Fund revenues associated with a temporary spike in building permit fee revenue being collected in the Building & Safety budget. This revenue stems from inspections at Furnace Creek Resort associated with the Resort's extensive construction project. Since these revenues will not be duplicated in next year's budget, it is appropriate to put toward "one-time" use, such as projects identified in the Accumulated Capital Outlay budget. This year, the Accumulated Capital Outlay budget is being used to fund the preparation of a Draft Part 139 Airport Certification Manual (ACM) for the Bishop Airport and similar contracts. The Recommended Budget also increases the Professional Services object code by \$90,000 to provide additional funding for the ACM contract costs.

Bishop Airport

The Recommended Budget increases Operating Transfers Out by \$115,350 for the required County grant matches from Fund Balance. Of the total transfer, the Bishop Airport Improvement budget will receive \$13,177 and the Bishop Airport Improvement – Apron Project budget will receive \$102,173.

Based on last year's actual revenues, the Recommended Budget also increases Interest From Treasury earnings by \$2,000.

Bishop Airport Improvement Projects

The Recommended Budget provides an Operating Transfers In of \$13,177 from the Bishop Airport Operating Budget to complete the Airport Apron Project approved last fiscal year. The County Contributions revenue code is reduced by the same amount as it was a departmental placeholder for the required match in the Department Requested Budget pending the preparation of the Recommended Budget.

Bishop Airport Improvement – Apron Project

The Recommended Budget provides an Operating Transfers In of \$102,173 from the Bishop Airport Operating Budget for the required match for a \$1,588,335 FAA grant to complete the Bishop Airport Apron Project. The County Contributions revenue code is reduced by the same amount as it was a departmental placeholder for the required match pending the Recommended Budget.

Criminal Justice Realignment

In accordance with the County Criminal Justice Realignment Policy, this is a centralized budget used to control the distribution of Criminal Justice Realignment funds to County departments implementing programs associated with the Community Corrections Partnership Plan on a quarterly reimbursement basis for pre-approved costs as opposed to simply transferring funds into those departments' budgets.

This year, the Criminal Justice Realignment budget arrests the trend of expenses approaching the County's base allocation reported in

last year's budget. Overall, the total Department Requested Criminal Justice Realignment budget is \$259,495 below the County's annual base allocation. And, more encouraging, \$424,357 of the total requested appropriation is for ongoing costs, which is \$342,495 below the County's annual base allocation amount. This year, the Department Requested Budget seeks to use \$83,000 in Criminal Justice Realignment funds for one-time costs, compared to \$115,784 in last year's budget.

As noted in the *Employee Costs & Personnel Actions* section above (page 44), the Recommended Budget does support changing the Psychotherapist position to a Rehabilitation Specialist in the Health and Human Services department's Authorized Staffing. This recommended position results in a savings of Criminal Justice Realignment funds, and still provides Health and Human Services with the ability to draw-down MAA funding with the goal of further preserving Criminal Justice Funds.

Deferred Maintenance – Public Works

The Recommended Budget provides a \$223,260 Operating Transfers In from the General Fund to support a variety of deferred maintenance projects recommended by the Public Works department and identified in Table 13. Similar to the discussion in the Accumulated Capital Outlay budget relative to dwindling Geothermal Royalties funds, declining Criminal Justice Facility Trust funds necessitate using more General Fund monies for projects that might be eligible to be funded with Criminal Justice Facility funds.

In addition, the Recommended Budget also provides funding for deferred maintenance projects from the following sources, including:

- a \$118,907 Operating Transfers In from the Mental Health budget to fund a new roof, new flooring, sliding glass door replacements, and bathroom remodels at the Progress House facility in Bishop;
- a \$67,800 Operating Transfers In from the Criminal Justice Facilities Trust for the replacement of multiple HVAC systems in the Jail, the painting of the Lone Pine Substation, and some repairs at one of the Shoshone Deputy Sheriff housing units; and,

- a \$30,300 internal charge from the Agricultural Commissioner budget to fund a new electronic gate and replacement of the fencing around the new Agriculture Building.

Finally, the Recommended Budget decreases the Donation object code by \$9,000 and moves the funding into Operating Transfers In, as the funding will be received from the Bishop Senior Recreation Committee through the Inyo County GOLD budget, and then be transferred into Deferred Maintenance.

Table 13. identifies the deferred maintenance projects recommended by the Public Works department and included in the CAO Recommended Budget with projected cost estimates and associated funding source.

Recommended Deferred Maintenance		
Public Works Recommended Deferred Maintenance Projects - Funding Request		
Jail Hinges and Installation	\$40,300	General Fund
Information Services - Water Intrusion	\$50,000	General Fund
Jail - Boiler Project Design	\$30,300	General Fund
Progress House - Roof Replacement	\$45,300	Mental Health Funds
Jail - Replacement of HVAC Units	\$60,300	Criminal Justice Funds
Progress House - Carpet Replacement	\$21,000	Mental Health Funds
Bishop Sr Center - exterior paint	\$25,300	GF \$16,300/ Sr Donation \$9,000
Foam Roofing - Storage Containers	\$28,460	General Fund
Progress House - Replace sliding glass doors	\$12,305	Mental Health Funds
Progress House - Bathroom Remodels	\$40,302	Mental Health Funds
Jail - Dryer Replacement	\$7,300	General Fund
Jail Administration - Carpet Replacement	\$25,300	General Fund
South Street Parking Lot Repair	\$25,300	General Fund
Lone Pine Substation exterior Paint/Shoshone Housing Repairs	\$7,500	Criminal Justice Funds
Agriculture Building - electronic gate and fencing	\$30,300	Agriculture Funds

Table 13.

In addition to the new deferred maintenance projects identified above, funding budgeted in previous years' budgets for deferred maintenance projects which have not been completed has been encumbered, and is still available and appropriated for completing those projects.

ESAAA

The Recommended Budget provides an Operating Transfers In from the General Fund of \$55,000 for the required match to receive Eastern Sierra Area Agency on Aging funding from State and Federal agencies. This is in addition to \$54,740 in General Fund monies being transferred into the ESAAA budget through the IC-GOLD budget (an “overmatch”) to pay the portion of ESAAA’s A-87 costs over the 10% allowed by the California Department of Aging, and accurately account for the true cost of this regional program.

The total Inyo County General Fund contribution to the regional Eastern Sierra Area Agency on Aging Program for Fiscal Year 2017-2018 is \$109,740. (This is in addition to the \$491,082 in General Fund monies being budgeted to fund the IC-GOLD program to augment ESAAA’s services to Inyo County senior citizens.) As reiterated below, your Board of Supervisors may want to consider inquiring as to Mono County’s willingness to participate in funding part of the \$109,740 Inyo County General Fund contribution to ESAAA’s required matching costs to keep ESAAA services funded in Inyo and Mono counties.

Lone Pine-Death Valley Airport

The Recommended Budget provides an \$18,308 Operating Transfers Out to fund required County grant matches. The money comes from the Lone Pine Fund Balance. The Lone Pine-Death Valley Airport Improvement budget will be receiving a \$2,744 Operating Transfers In from these funds, and the Lone Pine Death Valley Improvement – TR-16-043 budget will receive a \$15,564 Operating Transfers In from these funds as discussed below.

Lone Pine-Death Valley Airport Improvement

As discussed above, the Recommended Budget provides a \$2,744 Operating Transfers In from the Lone Pine-Death Valley Airport budget to provide matching funds for the completion of the Airfield Lighting and Visual Aids project that was approved in last year’s budget. The County Contributions revenue code is reduced by the same amount as it was a departmental placeholder for the required match in the Department Requested Budget pending the preparation of the CAO Recommended Budget.

Lone Pine-Death Valley Airport Improvement – TR-16-043

As discussed above, the Recommended Budget provides a \$15,564 Operating Transfers In from the Lone Pine-Death Valley Airport budget to provide matching funds for the completion of the Phase I Airfield Lighting and Visual Aid project. The County Contributions revenue code is reduced by the same amount as it was a departmental placeholder for the required match in the Department Requested Budget pending the preparation of the CAO Recommended Budget.

Mosquito Abatement

The Recommended Budget increases the Interest From Treasury object code by \$430, to more accurately reflect the actual amount received in the previous fiscal year.

The department had budgeted funds to complete capital projects associated with Owens Valley Mosquito Abatement Program operations performed at the Agriculture Building. However, this work needs to be coordinated through the Public Works department and its Deferred Maintenance budget, and is more appropriate to fund through the Agricultural Commissioners budget. Therefore, the Recommended Budget decreases the Professional Services object code by \$30,000.

Per the department's request after its preparation of the Department Requested Budget, the Recommended Budget supports increasing the Overtime object code by \$3,033, the Holiday Overtime object code is increased by \$1,689 and the General Operating object code is reduced by \$4,722.

Motor Pool Operating

The Recommended Budget provides for a \$272,247 Operating Transfers In from the Motor Pool Replacement budget, discussed below, to pay for the purchase of vehicles budgeted in the Fiscal Year 2016-2017 Motor Pool Operating budget that were not actually received until this Fiscal Year. Since these funds were not expended last fiscal year, they remained in the Motor Pool Replacement budget and are available for use this year.

The Recommended Budget also decreases the Contingencies object code by \$50,000. The department had requested this Contingencies funding for “unscheduled vehicle replacements.” However, since the use of Contingencies funds, like a budget amendment, requires a 4/5ths vote of your Board of Supervisors, the Recommended Budget prefers to leave the funds in the Motor Pool Operating budget Fund Balance where the money can still be appropriated by your Board of Supervisors if and when needed.

Motor Pool Replacement

The Recommended Budget increases Operating Transfers Out by \$272,247 to pay for the purchase of vehicles budgeted in the Fiscal Year 2016-2017 Motor Pool Operating budget that were not actually received until this Fiscal Year. Since these funds were not expended last fiscal year, they remained in the Motor Pool Replacement budget and are available for use this year.

Recycling and Waste Management

The Department Requested Budget recognizes increased revenues associated with your Board of Supervisors action to establish a weight-based fee structure to ensure commercial waste haulers pay a tipping fee equal to that paid by the self-hauling public at the Bishop Sunland Landfill. The projected additional revenue is being used to fund a variety of immediate needs identified by the Recycling and Waste Management Program, including:

- Identifying \$522,000 for the purchase of three (3) landfill sites owned by the City of Los Angeles Department of Water and Power;
- Purchasing a new CARB-compliant dump truck, at a cost of \$200,000, for use at the Lone Pine and Independence landfills; and,
- Purchasing a new CARB-compliant loader, at a cost of \$260,000, for use at the Lone Pine landfill.

However, the Budget is unable to identify funding for a host of other funding needs that could materialize later this Fiscal Year and

will likely be required in future years' budgets. These include but are not limited to:

- Having to purchase and haul bentonite clay (currently obtained for free from a limited source) for use in the sewage pond operation;
- Ongoing replacement of landfill equipment to maintain compliance with California Air Resources Board emission requirements;
- Relocating and building a new Bishop shop building;
- Relocating the Bishop gate attendant booth to improve traffic circulation; and,
- Installing a second phase of landfill gas extraction wells at a minimum cost of \$780,000.

Given the number of unfunded needs identified above, and to evaluate the actual effects of truing-up the gate rate charged to commercial haulers, the Recommended Budget again supports making a \$200,000 Operating Transfers from the General Fund to the Recycling and Waste Management budget. This is similar to the amount of additional General Fund revenue used to support the Recycling and Waste Management Program in recent County Budgets, and will preserve the General Fund's ability to continue supporting the Program if new revenues do not materialize as projected and/or costs beyond the County's control increase significantly. It is worth recalling that the amount of required General Fund contribution (or increases in the rate structure) necessary to maintain the Recycling and Waste Management Program would be significantly greater if your Board of Supervisors were to decide not to allocate the County's Transaction and Use Tax proceeds to this budget and, instead, use the TUT (which is a General Tax) for funding other County needs.

Additionally, the Recommended Budget increases revenue in the Interest From Treasury revenue code by \$3,000, based on prior year's actuals. The State Other revenue code is being increased by \$15,000 to recognize funding expected to be realized later this Fiscal Year. The SW Fees – Big Pine Transfer revenue code is being increased by \$1,000; the SW Fees – Lone Pine revenue code is being increased by \$4,500; and, the Services and Fees revenue code is being increased by

\$4,500 to more accurately reflect anticipated revenues based on last year's actuals.

In order to increase accuracy and efficiency, the Recommended Budget includes \$25,000 in the Computer System object code and \$5,000 in the Equipment object code to purchase scale, billing and real-time tonnage tracking software and associated credit card equipment. The Recommended Budget decreases the Maintenance of Equipment – Materials object code by \$11,000; decreases the Maintenance – Fuel & Lubricant object code by \$5,000; decreases the Maintenance of Grounds object code by \$500; decreases the Maintenance of Structures – Materials object code by \$200; and, decreases the Advertising object code by \$2,500, to more closely approximate expenditures in this budget last fiscal year.

The Equipment object code is being increased by \$16,000 to purchase recycling bins for the Big Pine and Independence transfer stations. The Recommended Budget also increases the Professional Services object code by \$10,000 for recycling education services.

Finally, as noted above, the Recommended Budget increases the Land object code by \$522,000 for the possible purchase of the Bishop, Independence and Lone Pine landfills.

Road

The Recommended Budget increases revenue in Interest From Treasury by \$20,000, and increases revenue in Federal Forest Reserve by \$30,000 to recognize the actual revenues received in the previous fiscal year. As discussed above and below, the department may seek amendments to this budget later this Fiscal Year to reflect additional funding and projects associated with SB 1 and related State transportation funding legislation passed earlier this year.

Tecopa Lagoon Phase 2

When the Tecopa Sewage Lagoon rehabilitation project was “completed,” this budget was created to reserve grant funds that were identified to reimburse General Fund expenditures. The purpose for doing so was to ensure these funds remained available for any additional work that might be required on the facility and, barring the

need for additional work, could possibly be re-appropriated for other parks and recreation projects.

However, claims filed by the project contractor necessitated these funds being reserved for the outcome of that litigation which is ongoing. In the meantime, attorneys' fees for the case are currently being recouped, and have been for the past two years and will be for another five years, by higher Public Liability Insurance charges in the Public Works budget.

More recently, complaints about the sewage lagoon have attracted renewed interest from regulatory agencies and, in addition to short-term compliance issue, the Lahontan Regional Water Control Board has indicated that it will pursue closure of the lagoon in the next five to ten years (despite the County having recently invested almost a million dollars to keep the lagoon functioning)! As a result, the County has entered into a Memorandum of Understanding with the City of Bishop for oversight of sewage treatment operations in Tecopa, including technical assistance, making immediate improvements, and developing a long-term plan for the facility.

As a result, it is necessary to fully budget the money remaining in the Tecopa Sewage Lagoon Trust to fund these costs and, hopefully, at least part of the long-term needs associated with closing the lagoon and developing some type of on-site septic system. Accordingly, the Recommended Budget decreases the Professional Services object code by \$58,975, increases the Travel Expense object code by \$2,000, and adds \$253,673 to the Construction in Progress object code. There is sufficient fund balance to cover these costs, but this means the funds will not be available to repay attorneys' fees or make other parks and recreation improvements at other County facilities.

Tobacco Tax Grant

As discussed in the *Employee Costs & Personnel Changes* section above, the Recommended Budget does not support using additional grant funding to add another staff position to the Health and Human Services department's Authorized Staffing at this time. However, the CAO Recommended Budget supports the County accepting the increased grant allocation, which is reflected in the Tobacco Tax Grant budget revenues, and encourages the department to evaluate and propose other uses for the new funds. Such uses could include making grants or contracts available to fund youth tobacco

education programs in conjunction with other Juvenile Services Redesign initiatives, or marshaling the temporary resources necessary to present a comprehensive package of policy proposals that your Board of Supervisors can consider with some degree of finality. Accordingly, the Recommended Budget reduces the Salaries and Benefits object category by \$86,331 associated with adding a second grant-funded position, but leaves the new revenue allocation to allow the budget to be amended later this Fiscal Year to incorporate uses for the money along the lines described above. This also enhances this budget's ability to claim reimbursements based on its three-year fund balance.

Water

The Recommended Budget increases revenue in Interest From Treasury by \$3,000 based on the actual revenue received in the previous fiscal year.

The Recommended Budget decreases Operating Transfers Out by \$11,300, per the department's request. The Water Director has indicated there is no longer an urgent need to replace the ceiling tiles in the building.

Water System – Laws

The Recommended Budget provides an Operating Transfers In of \$9,662 from the Water Systems Trust to cover expenditures for the year, including the Laws Water System's share of cost for a rate study, and A-87 Costs that would otherwise have to be absorbed by the General Fund.

Water System – Lone Pine

The Recommended Budget provides an Operating Transfers In of \$58,715 from the Water Systems Trust to cover expenditures for the year including the Lone Pine Water System's share of cost for a rate study, and A-87 Costs that would otherwise have to be absorbed by the General Fund.

General Fund Budgets

Agricultural Commissioner

The Recommended Budget increases the Overtime object code by \$500, per the department's request. The Recommended Budget also reduces the Office & Other Equipment < \$5,000 object code by \$1,874 to remove the purchase of a computer in the amount of \$874, as the computer will be purchased through the Tech Refresh program, and \$1,000 is being moved to the Cell Phones object code for the purchase of an iPad.

Finally, the Recommended Budget increases the Internal Charges object code by \$30,300 to fund a new electronic gate and replacement of fencing at the new Agriculture Building. The Deferred Maintenance budget is recognizing an Intra County charge to offset this expenditure.

Animal Control

The Recommended Budget decreases Animal License revenue by \$3,375 based on the prior year's actual revenue received. There is also an increase of \$22,187 in State Motor Vehicle in Lieu Tax revenue to recognize the actual base realignment amount that will be realized this Fiscal Year.

The Recommended Budget decreases Salaries and Benefits by a total of \$10,291 to accurately reflect personnel costs associated with the department's requested staffing levels in its Personnel Module (PMod).

The Recommended Budget also decreases Motor Pool costs by \$7,595 in alignment with last year's Board Approved amount.

Assessor

The Recommended Budget includes a \$3,900 Operating Transfers In from the Geothermal Royalties budget. This is based on the Assessor's analysis of how much time staff will be spending to perform in-house appraisals of the Coso Geothermal power plant.

The Recommended Budget also increases Operating Transfers In from the Geothermal Royalties budget by another \$65,000, and then adds \$65,000 to the Assessor budget's Contingencies object code. This will make funding available, with a 4/5ths vote of your Board of Supervisors, should the Assessor decide to resume contracting with Harold W. Bertholf, Inc. for Coso Geothermal appraisal services. The Assessor terminated his contract with Harold W. Bertholf, Inc. in Fiscal Year 2015-2016, indicating he believes the appraisals could be better and less expensively performed by department staff. It is the Assessor's sole prerogative as to how his office will perform these seemingly complex appraisals. However, it is prudent for the Recommended Budget to appropriate funding for this task, should the Assessor decide to seek these consulting services, given the recent declines in the assessed value of the Coso Geothermal power plant, and indications that the taxpayer may appeal this year's assessment.

The Recommended Budget reduces the General Operating object code by \$1,500 consistent with the \$8,500 provided in last year's Board Approved budget. Prior to Fiscal Year 2015-2016, actual office expenditures in this object code were always below \$7,500. The Recommended Budget also decreases the Office & Other Equipment < \$5,000 object code by \$2,000 requested for individual desktop scanners since the office's copier machines/scanners can already be used to accomplish the same task.

The Recommended Budget decreases Professional Services by \$20,000. The office requested the funding to perform an in-office audit of its internal controls and staffing levels. However, these audits are under the purview of the Auditor-Controller and Personnel Director, respectively. Accordingly, the Recommended Budget adds \$10,000 into the Auditor-Controller – General budget for a possible audit of the Assessor's office's internal controls. And, the Recommended Budget adds \$10,000 into the Personnel budget to provide funding for a consultant to review the staffing of the Assessor's office if it is deemed necessary in conjunction with/after the Classification Plan review – keeping in mind that a similar staffing analysis was recently completed as part of the organizational assessment of the Assessor's office performed in late 2014 and early 2015, and shared with your Board of Supervisors on August 18, 2015.

Auditor-Controller

The Recommended Budget increases the Professional Services object code by \$10,000 to provide funding for an internal audit of the Assessor's internal controls, as requested by the Assessor and discussed above.

Building and Safety

The Recommended Budget increases Construction Permits by \$206,000 to recognize a temporary spike in funding associated with building permit and inspection fees paid in relation to construction activities at Furnace Creek Resort. These activities are expected to conclude later this Fiscal Year.

CAO – General

The Recommended Budget increases the Contingencies object by \$165,000 offset by an Operating Transfers In of \$165,000 from the Geothermal Royalties budget. These contingency funds are being budgeted in anticipation of a possible tax appeal by the Coso Geothermal power plant, and based on the costs of previous appeals by the taxpayer. Use of the funds will require a 4/5ths vote of your Board of Supervisors and would be used for outside attorneys' fees and, possibly, an independent review of the property's assessed value.

Contingencies

As proposed, the Recommended Budget leaves \$17,117 in the General Fund Contingencies budget. The Fiscal Year 2016-2017 CAO Recommended Budget proposed \$12,000 in Contingencies, and your Board of Supervisors increased the amount to \$112,353 in the Board Approved Budget by using unbudgeted Fund Balance determined to be available for this purpose during last year's Budget Hearings.

In Fiscal Year 2016-2017, it was necessary to use a total of \$236,205 from General Fund Contingencies during the fiscal year. This was possible because, after your Board adopted the Board Approved Budget, General Fund monies associated with encumbered contracts are moved to the Contingencies budget if a department subsequently unencumbers the contract.

Your Board of Supervisors will have an opportunity to consider increasing the amount of General Fund Contingencies in this year's Budget, using a process similar to last year's, if the amount of General Fund Balance certified by the Auditor-Controller during the beginning of Budget Hearings is more than the \$3,859,476 in Fund Balance being relied on to balance the CAO Recommended Budget. Alternately, your Board of Supervisors could increase Contingencies by decreasing appropriations in other General Fund budget units.

Coroner

The Recommended Budget increases the Travel Expense object code by \$2,500 to provide additional funding for training a new contractor providing autopsy services.

County Clerk – General

The Recommended Budget increases Real Property Transfer Tax revenue by \$4,000 and Recording Fees revenue by \$3,000 to more accurately reflect the amount of revenue the office received from these sources last year.

County Library

The Recommended Budget adds \$3,751 to the Holiday Overtime object code and decreases the Overtime object code by a similar amount. The Overtime object code is further reduced by another \$2,399 based on the amount in last year's Board Approved Budget, and the actuals of \$97 expended as of 06/30/17, and to reflect the completion of the Library Automation Project.

The Recommended Budget decreases the Office & Other Equipment < \$5,000 object code by \$2,245 to match the amount in last year's Board Approved Budget. Advertising expense is reduced by \$250 based on the prior year's actual expenditures. The General Operating object code is reduced by \$480, and the Library Books and Subscriptions object code is reduced by \$1,990, which, again, results in these object codes being funded at the levels included in the Fiscal Year 2016-2017 Board Approved Budget, and still \$968 over last year's actuals.

The Recommended Budget is adding \$1,000 to the Motor Pool object code, which results in an overall increase of \$1,500 in the Motor Pool appropriation compared to last year's budget. This additional funding is intended to ensure the Library can better deploy existing staff among library branches when staffing needs arise.

Additionally, the Recommended Budget places \$5,000 in the Contingencies object code for the purposes of considering additional funding for inter-library loans after completion of a program analysis for the possible presentation to and consideration by your Board of Supervisors.

District Attorney – General

The Recommended Budget reduces the General Operating object code by \$1,000 to better approximate the amount used in previous years' Board Approved Budgets.

Elections

The Recommended Budget identifies \$160,000 in additional funding for new elections equipment if it is necessary, depending on the outcome of a Request for Proposals issued by the Clerk-Recorder & Registrar of Voters for a new voting system.

The office requested \$85,000 in its Department Requested Budget for additional funding for new elections equipment. Instead, the Recommended Budget removes this funding from the Elections budget and places it in the Computer fund, along with an additional \$75,000. If needed, this money can be appropriated and added to the \$216,353 already set aside in the Elections Innovations Trust, which was established in the Fiscal Year 2014-2015 Mid-Year Budget Review Process to start saving for a new County elections system. If the additional \$160,000 is not necessary to acquire a new voting system, the money will be available to fund a myriad of other County technology needs as well as other uses, including telephone system replacement, Wi-Fi in County buildings, additional website upgrades, and document imaging systems.

Additionally the Recommended Budget decreases the Overtime object code by \$819 based on actual expenditures over the past five years.

Environmental Health

The Recommended Budget increases the State Motor Vehicle In Lieu Tax revenue code by \$33,281, and increases the Health Realignment revenue code by \$31,271 to recognize the actual base amounts from these funding sources.

General Revenues and Expenditures

The Recommended Budget increases the Federal Payment In Lieu of Taxes revenue code by \$242,476, to recognize the actual amount of PILT received in June. This is \$38,501 higher than last year's PILT receipts. When the Department Requested Budget was prepared, the County had yet to receive any PILT funding for the 2016 Federal Fiscal Year, and was simply hoping a check would show up. While the higher-than-projected amount of PILT funding is certainly appreciated and helpful in balancing this year's Budget, it also serves to underscore the fluidity of the County's budget situation. The dualism of wells running dry and high water everywhere is as applicable to the County Budget as it is West Bishop, if not West Texas.

The Recommended Budget decreases Hotel Transient Occupancy Tax by another \$200,000, in addition to the \$100,000 reduction in bed tax revenue (compared to last year's Board Approved Budget) the Auditor-Controller included in this year's Department Requested Budget. The need to lower projected Transient Occupancy Tax revenue is the result of many of the rooms at the Furnace Creek Resort – which accounts for a majority of the County TOT revenue – being offline as the result of ongoing construction activities. However, the majority of the actual drop in Transient Occupancy Tax revenue the County will experience as a result of the Furnace Creek construction activities is being absorbed by closing the intentional “gap” of “buffer” the Recommended Budget always leaves between the previous year's actual TOT revenue and what is included in the subsequent year's Recommended Budget. If not for this practice, it would be necessary to make further reductions to the TOT revenue projections in this year's Recommended Budget. The Recommended Budget essentially foregoes reducing revenue projections in the Recommended Budget in favor of recognizing that the actual bed tax revenue that is received in the coming year will be much less than would typically be collected (reducing the buffer between what is budgeted and actually received). Hopefully, though, actual TOT

revenue will still be higher than the amount of projected revenue in the Recommended Budget. While this approach helps the bottom line in this year's Recommended Budget, it will have the effect of eroding the additional revenue that would otherwise fall to year-end Fund Balance and be available for balancing the Fiscal Year 2018-2019 County Budget.

The Recommended Budget provides Operating Transfers Out from the General Revenues & Expenditures budget as described in the discussion of the budgets receiving the Operating Transfers In Table 12.

Finally, the Recommended Budget increases the Trial Court MOE object code by \$50,000 in order to fully cover payments the County is required to make to the State based on Court Revenues. The amount of this year's payment was calculated in July, and the actual costs turned out to be much higher than projected earlier in the year when departments were preparing their budget requests.

Health

The Recommended Budget reduces revenue in the Operating Transfers In revenue code by \$10,000, and increases revenue in Criminal Fines revenue code by \$10,000 to properly account for a transfer of funds from the Car Seat Trust to this budget.

Inyo County GOLD

Similar to last year, the Recommended Budget adds \$54,740 for an Operating Transfers Out from the IC-GOLD budget to the Eastern Sierra Area Agency on Aging (ESAAA) budget. This represents an "overmatch" to the ESAAA budget to pay for regional costs not covered by the State/Federal ESAAA allocation. This is in addition to the \$55,000 Operating Transfers In the Recommended Budget makes directly to the ESAAA budget from the General Fund for the required local match to receive the Federal funds to operate the Eastern Sierra Area Agency on Aging Program in Inyo and Mono counties.

Jail – CAD/RMS

The CAO Recommended Budget provides an Operating Transfers In of \$22,080 from the Criminal Justice Facilities Trust to fund the cost of the RIMS Maintenance Contract in lieu of using General Fund monies or AB 443 funds for this purpose. Seven years ago, monies in the 911 Trust were available for this contract, but those funds have been expended. The 911 Trust will be monitored for its ability to resume funding these costs in the future.

Additionally, the Recommended Budget supports a second Operating Transfers In from the Warrant Trust in the amount of \$1,785 to provide connectivity between CAD/RMS to the Superior Court's new criminal justice case management system.

Jail – General

The Recommended Budget makes a \$22,884 Operating Transfers In from the Criminal Justice Facilities Trust to fund the Siemen's maintenance contract for Jail operations.

The Recommended Budget decreases Overtime expense by \$12,541 to reflect the amount included in last year's Board Approved Budget. Additionally, the Salaries and Benefits object category is reduced by a total of an additional \$148,026 to: (a) remove the salaries for the two Correctional Officer positions that are "frozen" but were inadvertently budgeted in the Personnel Module (PMod); and, (b) to accurately reflect personnel costs associated with the department's requested staffing levels in its PMod.

Based also on last year's costs, and stated department needs, the Recommended Budget decreases the Maintenance of Equipment object code by \$500, and the Office and Other Equipment < \$5,000 object code is reduced by \$1,335.

The Recommended Budget also decreases the department requested Travel Expenses – Required object code by \$30,347 to match the amount in previous years' Board Approved Budgets.

Jail – Safety Personnel

The Recommended Budget reduces the Salaries and Benefits object category by a total of \$8,881 to accurately reflect personnel costs associated with the department's requested staffing levels in its PMod.

Jail – Security Project

The Recommended Budget supports (and appreciates) the Sheriff's request for an Operating Transfers In from the AB 443 Trust to fund \$27,605 in annual Jail security system costs.

Juvenile Institutions

The Recommended Budget makes a \$7,242 Operating Transfers In from the Criminal Justice Facilities Trust to pay for the cost of the maintenance contract for the Juvenile Hall fire suppression system.

The Recommended Budget increases the Federal Other revenue code by \$22,000 to more accurately reflect the actual revenues received by the department in the past several years.

As discussed above in the Employee Costs & Personnel Actions section, the Recommended Budget increases the Salaries and Benefits object category by a total of \$161,180 to provided ongoing funding for two (2) Rehabilitation Specialist positions the Probation department had proposed eliminating from its Authorized Staffing and transferring to the Health and Human Services department. Rather than reduce staffing at this time, the CAO Recommended Budget supports status quo staffing levels for Rehabilitation Specialists assigned to the Probation department until your Board of Supervisors has an opportunity to review some of the trends associated with participation rates in some of the new Juvenile Services Redesign programs later this year.

The Recommended Budget decreases the department requested Personal & Safety Equipment object code by \$1,500 based on actual expenditures in the prior three years. There is also a decrease of \$750 in the Inmate Clothing object code based on the prior two years' actual expenditures. Finally, the Food and Household object code is reduced by \$2,000 based on the actual expenditures last year, and what is likely to be needed this year.

Kitchen Services

The Recommended Budget decreases the Overtime object code by \$5,844 based on the fourth quarter actual expenditures for Fiscal Year 2016-2017. Prior to the fourth quarter, overtime costs were skewed by a full-time Cook position vacancy that resulted in the B-Par Cook working overtime.

Additionally, the Salaries and Benefits object category was reduced by another \$73 to accurately reflect personnel costs associated with the department's requested staffing levels in its Personnel Module (PMod).

Law Library

The Recommended Budget reduces the Law Library Fines revenue object code by \$2,000 based on actual revenue received in prior years.

Maintenance – Building & Grounds

The Recommended Budget makes a \$17,000 Operating Transfers In from the Criminal Justice Facilities Trust: \$10,000 for eligible facility expenses at the Jail; and, \$7,000 for eligible facility expenses at the Juvenile Hall.

The Recommended Budget increases the Intra County Charges revenue object code by \$3,112 based on actual charges the past five years. However, the Inter Government Charges revenue object code is being reduced by \$36,225 to remove revenue that was double counted in the revenue code.

The Recommended Budget decreases the Overtime object code by \$1,500 and the Maintenance of Structures – Materials object code by \$3,009 to reflect the amounts included in last year's Board Approved Budget. The Professional & Special Services object code is reduced by \$5,370 to more closely match the contract amounts identified in the budget narrative. Finally, the Principal on Notes Payable object code is reduced by \$664, to reflect the actual amount that needs to be paid this Fiscal Year.

Museum

The Recommended Budget increases the General Operating object code by \$1,000 for the purchase of upgraded software for the Museum archiving program necessitated by the County's migration to Microsoft Windows 10.

Office of Disaster Services

The Recommended Budget increases the General Operating object code by \$10,000 for additional consulting costs associated with completing the County's Hazard Mitigation Plan.

Out-of-County Juvenile Hall

Overall, the Probation department reduced its requested Out of County Juvenile Hall budget by \$401,332, compared to the \$599,332 included in last year's Board Approved Budget, based on actual out-of-county placement practices in Fiscal Year 2016-2017. Last year, out-of-county placements only required using \$87,105 from this budget.

The Recommended Budget, however, adds \$46,581 to the Department Requested Budget based on the following assumptions and prorating last year's costs:

- Four (4) staff members on call each day to ensure availability for needed transports or required holds. *Last year's Out-of-County Juvenile Hall budget was based on the Juvenile Institution being open every weekend; providing two (2) Rehabilitation Counselors on call four (4) days per week at a cost of \$14,560; and one (1) Deputy Probation Officer on-call seven (7) days at a cost of \$14,300, for a total budget of \$28,860. This year there will be two (2) Rehabilitation Specialists, one (1) Deputy Probation Officer, and (1) Deputy Director on call seven (7) days a week. **The total cost associated with these changes in staffing is \$57,200, an increase of \$28,340 from last year's.** This increase is due mainly to the premise that the Juvenile Hall will not be operational every weekend of the year with a resulting offsetting savings of the salaries, as listed below.*
- 144 total roundtrips for transporting detained youth to/from the El Dorado County placement facility. *Last year's Out-of-County*

*Juvenile Hall budget was based on a total of 179 roundtrips for transporting youth to and from out-of-county placements: 70 roundtrips associated with 35 mid-week detentions throughout the year; and 104 additional roundtrips to take youth to out-of-county facilities and to bring them back for court hearings. Travel time and mileage was also based on the facility farthest away from Independence (Placerville, in El Dorado County, at 544 miles roundtrip) and assuming 12 hours of travel time entirely at overtime rates. This year's budget assumes 144 trips per year (two [2] per week, or four [4] round trips) with 6 hours of overtime for two (2) Rehabilitation Specialists; per diem for two (2) employees; and mileage to El Dorado County for a total cost of \$77,881. The decrease also reflects actual costs associated with making trips to the El Dorado County detention facility. **These changes result in a savings of \$57,721 from last year's budget.***

- *Daily facility placement costs based on the equivalent of three (3) juveniles placed in a facility for a full year. Last year's Out-of-County Juvenile Hall budget was based on four (4) youth detained in out-of-county beds every day of the year. And, bed costs are based on using the highest daily bed cost – Kern County at \$175 per day – whereas this year's budget assumes the El Dorado County bed cost of \$100 per day. **These changes result in a savings of \$146,000 compared to last year's budget.***
- *No Mid-Week 72-hour holds. Last year's Out-of-County Juvenile Hall budget was based on using the Juvenile Hall during the week for 15 juveniles for a two-day stay, and 20 juveniles for a three-day stay during the middle of the week for a total cost of \$179,370. This Fiscal Year there are no mid-week holds budgeted, and the Chief Probation Officer has actually limited the weekends that the Institution to being open fewer weekends, based on actual need. **This results in a \$179,370 savings compared to last year's budget.***

In total the Out-of-County Juvenile Hall budget is being reduced by \$354,751 from the previous fiscal year, due to the assumptions listed above.

These assumptions result in the Recommended Budget:

- Increasing the Salaries and Benefits object category by a total of \$3,925;

- Increasing the Professional Services object code by \$29,500 for placement facility costs;
- Increasing the Travel Expense object code by \$300; and
- Increasing the Motor Pool object code by \$12,856.

Parks

The Recommended Budget makes a \$178,750 Operating Transfers In from the Geothermal Royalties budget to support eligible parks projects and reduce General Fund expense.

The Recommended Budget also increases the revenue in Contribution from DWP by \$1,163 to recognize the actual amount that is being received this year.

The Recommended Budget decreases the Equipment object code by \$4,000, and places this expense in the Office & Other Equipment < \$5,000 object code so the expenditure occurs in the proper object code. The Professional Services object code is being reduced by \$3,160 to more closely reflect last year's actual expenditures. The General Operating object code is being reduced by \$5,000 since the expense was accounted for in a different object code. Finally, the Motor Pool object code is increased by \$3,150 to cover expenditures in this object code for a full year with full staffing.

Personnel

The Recommended Budget increases the Operating Transfers In revenue code by \$7,203 to reflect a reimbursement from Health and Human Services for a portion of custodian contract costs for the May Street office that is funded from the Personnel budget.

The Recommended Budget increases the General Operating object code by \$20,000 to provide funding for re-instating a long dormant service awards program. Additionally, the Recommended Budget increases the Professional Services object code by \$10,000 to provide funding for a possible staffing analysis deleted from the Assessor budget as discussed above.

Planning

The Recommended Budget provides a \$10,000 Operating Transfers In from the Geothermal Royalties budget for eligible planning contracts.

Probation

The Recommended Budget increases revenue in the Federal Other revenue code by \$1,500 to more accurately reflect the actual amount of revenue received over the past several years.

The Recommended Budget decreases expense in the Overtime object code by \$3,000 to match the amount provided in prior years' Board Approved Budgets.

Sheriff – General

Similar to the last three years, with the Sheriff's concurrence, the Recommended Budget recognizes the possible use of AB 443 funds to offset department expenses that might otherwise not be funded in the Recommended Budget. The Recommended Budget provides for a \$300,000 Operating Transfers In from the AB 443 Trust. As in the past years, this funding will only be transferred into the budget as necessary to meet revenue projections in relation to actual expenditures (e.g., maintain Net County Cost).

The Recommended Budget increases revenues in the State – Public Safety Services revenue code by \$20,000 based on the actual revenue received this year. The Recommended Budget also accelerates recognition of \$32,000 in COPS funding from the COPS Trust.

The Recommended Budget decreases requested Overtime expense by \$15,064 based on actual expenses last fiscal year. Additionally, the Salaries and Benefits object category is reduced by a total of another \$662 to accurately reflect personnel costs associated with the department's requested staffing levels in its PMod.

The Maintenance of Equipment object code in the Department Requested Budget includes \$25,000 for radio maintenance costs associated with a contract with the State of California for "as needed" repairs to radio communications sites. Similar to last year, the

Recommended Budget reduces this amount by \$15,000 but acknowledges that additional funds may need to be appropriated later in the year if actual radio maintenance costs charged to this contract exceed \$10,000 this Fiscal Year. Additionally, the Recommended Budget further reduces this object code by an additional \$8,330 based on last year's actual expenses. These changes notwithstanding, the \$20,000 recommended for Maintenance of Equipment expense is still \$7,838 higher than last year's actual expenses.

Additionally, the Recommended Budget reduces expenses in Maintenance of Equipment – Materials by \$600 based on actual expenses the past five years. The Maintenance – Fuel & Lubricant object code is being reduced by \$500, down to zero, as there have been no expenditures from that object code in the past three years. The Maintenance of Structures object code is being reduced by \$7,500, and the projects for which this funding was requested have been moved to the Deferred Maintenance budget. The Office and Other Equipment < \$5,000 object code is being reduced by \$3,000 for “miscellaneous” equipment.

Based on last year's actuals, the Recommended Budget is reducing the Advertising object code by \$500, the General Operating Expense object code by \$15,970, and the Professional & Special Services object code by \$17,266.

Finally the Recommended Budget reduces costs in the Travel Expense – Required object code by \$25,677, to reflect the amount included in the Fiscal Year 2016-2017 Board Approved Budget.

Sheriff – Safety Personnel

The Recommended Budget decreases the Overtime object code by \$14,193 to match the amount included in prior years' Board Approved Budgets. Additionally, the Salaries and Benefits object category is reduced by an additional total of \$107,643, to accurately reflect personnel costs associated with the department's requested staffing levels in its PMod, which included funding of a “frozen” deputy position.

RESERVES, OPEB TRUST, DEBT SERVICE, AND CONTINGENCIES

Reserves

As discussed above, and similar to many previous CAO Recommended Budgets, this CAO Recommended Budget **does not** allocate any contributions to the General Reserve Fund or Economic Stabilization Fund. Indeed, the ability of County Budgets to add to its reserve funds, and maintain already-stretched day-to-day County operations is about as rare as rain in West Texas. As a result, the only growth the County’s two reserve funds are projected to experience this year is interest income that accrues in each fund. Table 14. shows the contributions the County has been able to make to its General Reserve Fund and Economic Stabilization Fund over the past 6 years – seldom enough to get a beak wet.

Economic Stabilization Fund and General Reserve Fund Contributions History						
Fund Names	FY 2011-2012	FY 2012-2013	FY 2013-2014	FY 2014-2015	FY 2015-2016	FY 2016-2017
Economic Stabilization	\$39,444	\$9,529	\$29,420	-\$991,878	\$15,849	\$26,504
General Reserve	\$7,603	\$4,756	\$4,018	\$1,105,974	\$15,967	\$26,702

Table 14.

The General Reserve Fund Balance is \$3,194,570, about 5.5% of this year’s projected General Fund expenditures. The County General Reserve Policy, adopted in the 1990s, states,

The County should maintain an annual General Reserve Fund level of at least 3% of total current fiscal year General Fund expenditures in order to be able to adequately address unexpected emergency revenue shortfalls and/or expenditures requirements.

However, as part of the bond rating that Moody’s assigned to Inyo County for its 1999 Refunding of Certificates of Participation, the rating firm noted,

Establishment of a formal reserve policy provides modest credit benefits, even though the minimum general fund reserve of 3% of current general fund levels is somewhat weak. County officials expect to maintain actual reserve levels at a minimum of 15% in the near future.

Well, its 18 years later and there's *high water everywhere*, and the County's General Reserve is only a third of the way to meeting the reserve levels committed to almost two decades ago. Of course, subsequent to Moody's 1999 rating, and following the CRASH of 2008, most rating agencies began advising local government that they need to maintain reserves between 35% and 50% of their annual General Fund expenditures.

OPEB Trust

The CAO Recommended Budget does propose a \$100,000 contribution to the County's OPEB Trust for future retiree health costs. Typically, it is necessary to wait to consider making OPEB Trust contributions until the Auditor-Controller certifies year-end Fund Balance and, if higher than projected in the CAO Recommended Budget, your Board of Supervisors has the opportunity to fund additional needs from any unbudgeted General Fund Balance. This year, the Recommended Budget includes \$2,634,045 to fund the County's "pay-as-you-go" charges for current retiree health care costs – slightly above the amount included in last year's Board Approved Budget. Since it is not necessary to budget additional pay-as-you-go in this year's budget, it seems prudent to use the money the County would normally have to pay toward increasing pay-as-you-go retiree healthcare costs (based on recent trends) toward future retiree healthcare costs. Table 15. shows the County's pay-as-you-go retiree healthcare costs for the past six (6) years.

Actual Annual Retiree Health Benefits "Pay-As-You-Go" History					
FY 2011-2012	FY 2012-2013	FY 2013-2014	FY 2014-2015	FY 2015-2016	FY 2016-2017
\$1,044,157	\$1,147,072	\$1,344,261	\$1,624,096	\$ 2,007,306	\$ 2,308,523
Increase (%)	9.9%	17.2%	20.8%	23.6%	15.0%

Table 15.

Your Board of Supervisors is reminded that the County's current UAL for the retiree healthcare benefit is estimated at \$41,187,943. The OPEB Trust, established in Fiscal Year 2009-2010, represents the County's efforts to begin proactively paying down this unfunded liability, similar to actions your Board of Supervisors was forced to take relative to CalPERS unfunded liability charges earlier this year.

Debt-Service

The Recommended Budget does not identify funds to maintain former debt-capacity in the General Fund Budget by reserving \$300,000 in former debt-service payments for the Certificates of Participation (COPs) used to construct the Jail. The Jail COPs were paid off in February 2011 and, at the time, the Board of Supervisors embarked on an effort to continue budgeting the \$309,750 in former debt service payments for funding future capital projects instead of letting these funds be absorbed back into the budget for ongoing operating costs. This was accomplished in Fiscal Year 2011-2012, but since then other funding priorities have forestalled the ability to budget funds for this forward-thinking purpose.

Contingencies

Furthermore, General Fund Contingencies are only \$17,117 and a higher amount is certainly desirable. As discussed above, last year the Board Approved Budget included \$112,353 in Contingencies and, ultimately, the County required the use of \$236,205 from General Fund Contingencies during the fiscal year.

Ideally, the Budget should provide allocations for all of these uses and needs. Depending on the Fund Balance certified by the Auditor-Controller at the commencement of Budget Hearings, and/or how Budget Hearing deliberations progress, your Board of Supervisors may choose to increase contributions to one or more of these purposes as part of its adoption of the Final Budget. And, depending on the ultimate cost of some of the initiatives funded in this Budget, it may be possible to increase contributions to one or more of these uses through budget amendments later in the Fiscal Year.

ASSUMPTIONS, KNOWN CHANGES, AND OUTSTANDING ISSUES

Assumptions

In addition to relying on the accuracy of revenue projections and expense needs in the Department Requested Budget, the CAO Recommended Budget is based on certain assumptions – usually bad things not materializing – and not without inherent risks.

Some of the assumptions relied on in balancing the Fiscal Year 2017-2018 Budget include:

- The Auditor-Controller will certify Fiscal Year 2016-2017 General Fund Balance, as of June 30, 2017, at or above \$3,859,476.
- There will be no significant reductions to or the eliminations of Federal funding streams. (Funds for Health and Human Services programs appear particularly at risk.)
- Actual Hotel Transient Occupancy Tax revenue received this Fiscal Year will continue to exceed budget projections (which have been reduced from last year's Board Approved amount by \$300,000 in anticipation of Furnace Creek construction activities impacting bed tax receipts).
- Increases in Salaries and Benefits costs for personnel as the result of as-yet unsettled labor negotiations with the Inyo County Employees Association, and labor negotiations that will commence this year with the Inyo County Probation Peace Officers Association (IPPOA) prior to its contract expiring on February 28, 2018, or escalating benefit premiums, will be funded by some combination of appropriations currently contained in the Fiscal Year 2017-2018 CAO Recommended Budget.
- The cost of detaining juvenile offenders in out-of-county facilities will not exceed \$244,581, based on the cost of the assumptions identified on pages 85-87.
- No waivers of special election costs that may be requested by special districts.
- No new revenue streams being created. This Budget does not anticipate or rely on increases to fees that may be proposed by departments but have not yet been approved by your Board.
- Markets will remain strong and Treasury interest earnings will continue to increase.
- The Recommended Budget does not attempt to project or rely on new revenue from the implementation of Measure I, which established a County commercial cannabis tax.

- Implementation of the Community Corrections Partnership Plan will: (1) conform to County's AB 109 principles adopted in previous years' budgets and recommended again here (pages 102-103; 110); and, (2) through the budget authority vested solely in the Board of Supervisors, be required to live within its means – which are limited to State funding allocations – and not rely on contributions from other County funding sources. (Ideally, the CCP Plan should propose programs that reallocate, and better use existing County resources with a premium on using Non-General Fund resources.)
- The State not unveiling new realignment schemes that make counties responsible for providing additional, under-funded services.
- State funding to counties will not be reduced, or adversely affected by demands of other branches of government on the Legislature to increase their funding at the expense of counties.
- The cost of new County programs and services (like regulation of commercial cannabis enterprises) being self-funding through appropriate fees, and existing County programs and services maintaining or improving current cost-recovery ratios (not losing ground).
- Receiving no new geothermal royalty payments.
- No adverse settlements to the ongoing Tecopa Sewage Lagoon project. The Public Works budget will, however, have to continue absorbing substantially higher public liability insurance charges that will continue for five more years, associated with mounting attorneys' fees in the County's defense. Also, the Tecopa Sewage Lagoon Fund Balance being expended on regulatory compliance issues related to the lagoon.
- No other litigation decisions, including payments of attorneys' fees, adverse to Inyo County beyond known paybacks associated with changes in how overtime pay needs to be calculated.
- State Airport Improvement Program (AIP) Matching Grants funds being available to offset a portion of the County's match requirements for FAA grants included in this Budget.
- No loss of grant funding for existing projects.

- Continuing to pay a disproportionate amount of undesignated court fee revenue to the State.
- Receiving no Indian Gaming Special Distribution Fund grant revenue.
- Departments will meet or exceed their revenue projections, and manage their expenditures within the appropriation limits established by your Board.
- Department heads will carefully monitor their Board Approved budgets, and State and Federal budget actions – including realignment proposals – and promptly inform your Board and the County Administrator of reductions, or anticipated reductions, in revenues and propose implementing corresponding reductions in expenditures.

Known Changes

Following are potential changes that have been identified as possibly being made either in the Final County Budget presented for adoption by your Board of Supervisors, or later this Fiscal Year as amendments to the Fiscal Year 2017-2018 Board Approved Budget. If further changes are identified after publication of this Fiscal Year 2017-2018 CAO Recommended Budget, they may be the subject of an addendum to the Budget, or “walked on” during Budget Hearings or during your Board of Supervisors’ adoption of the Final Budget.

Fund Balance

The Fund Balance available to balance this year’s Budget will most likely change at the commencement of Budget Hearings when the Auditor-Controller certifies General Fund Balance for the Fiscal Year ending June 30, 2017. The reliance on Fund Balance to balance the County Budget requires that a “placeholder” estimate for Fund Balance be used in preparing the CAO Recommended Budget, and then adjustments be made to the CAO Recommended Budget depending on whether certified Fund Balance is higher or lower than the placeholder amount. This year, the Recommended Budget was prepared using the amount of last year’s certified Fund Balance, and ultimately, the amount relied on to balance the Fiscal Year 2016-2017 Board Approved Budget, \$3,859,476. (Note: this is \$205,353 higher

than the amount of Fund Balanced used to balance the Fiscal Year 2016-2017 CAO Recommended Budget.)

If certified Fund Balance is below the \$3,859,476 relied upon to prepare this CAO Recommended Budget, your Board of Supervisors will need to make a corresponding reduction in expenses, or increases in revenue, to adopt a balanced budget.

If the Fund Balance certified by the Auditor-Controller exceeds \$3,859,476, your Board of Supervisors will want to consider appropriating the additional funds to one or more of the following needs:

- \$112,718 in possible higher employees costs – described below and not included in the Recommended Budget – if the Inyo County Employees Association votes on August 31, 2017, to accept the County’s enhanced wage proposal.*
- Other costs described below and not included in the CAO Recommended Budget because they were only recently identified.
- General Fund Contingencies
- Computer System Fund
- Accumulated Capital Outlay (e.g., reserve former debt-service payments for future capital projects)
- Economic Stabilization Fund
- General Reserve Fund
- Other priorities of your Board of Supervisors, identified during budget hearings for which funding is not identified in the CAO Recommended Budget.*

*As is the case in every CAO Recommended Budget, it is strongly recommended that your Board of Supervisors treat Fund Balance, and especially additional or un-budgeted Fund Balance, as one-time revenue and use it to fund one-time costs. One reason to refrain from using any additional General Fund Balance that may materialize for funding ongoing costs, or de facto ongoing costs in the County Budget, is that Fund Balance is more like one-time funding in that it is not consistent and cannot always be counted on to increase.

Additional ICEA-represented Employee Costs

If employees represented by the Inyo County Employees Association vote to approve a new Memorandum of Understanding on August 31, 2017, which incorporates the County’s offer to accelerate

certain wage increases, the Fiscal Year 2017-2018 County Budget will need to be changed to add approximately \$112,718 in higher salary and benefit costs, and funding for these costs in this year's Budget will also need to be identified.

Employee costs in the Personnel Module used by departments to prepare their Fiscal Year 2017-2018 Department Requested Budget reflected the higher salary and benefit costs associated with the County's Last, Best and Final Offer to the ICEA on May 12, 2017. This included a 1% Cost of Living Adjustment (COLA) effective January, 2018. In an effort to conclude labor contract negotiations and further demonstrate its commitment to and appreciation for its employees the County modified its offer on August 15th with respect to when the proposed COLAs would take effect. For this fiscal year, the County offered to accelerate the provision of the second 1% by 6 months, from January 2018, to July 2017. The cost of doing so is estimated to be \$112,718.

If ICEA-represented employees vote to approve the new Memorandum of Understanding with the County's most recent offer, it will increase costs identified in the CAO Recommended Budget. To fund these costs, and keep the Budget balanced, your Board of Supervisors could, among its options:

- Use some or all of the unbudgeted Fund Balance that is identified if the Auditor-Controller certifies Fund Balance over \$3,859,476. However, this is not recommended as ideal since doing so will amount to using one-time savings in ongoing costs to fund other ongoing costs.
- Acknowledge the higher salary and benefit costs that will need to be funded in Fiscal Year 2017-2018, but direct that County Budget not be amended to recognize and pay for these higher costs until the Mid-Year Financial Review. This would afford the opportunity to look at trends and possible savings in salary and benefit expense as a means of identifying funding, in addition to the options listed below. However, this is not recommended as ideal since doing so will amount to using one-time savings in ongoing costs to fund other ongoing costs.
- Not approve, or delay filling some or all of the five (5) new positions included in the Recommended Budget. Table 10. on page 54 identifies these positions, their respective cost in this

year's budget assuming an October 5th fill date, and the full 12-month cost of each position.

- Make reductions to the current Authorized Staffing levels based on work load and opportunities to use B-Par or shared positions instead of full-time positions in some departments.
- Reduce other, ongoing costs currently provided for in the Recommended Budget.

Retroactive Adjustments to Overtime Pay

As highlighted by the *Wagner et al. v. County of Inyo* lawsuit, a recent appeals court decision is requiring municipalities in California to change the way some overtime pay is calculated, including making retroactive adjustments to compensation paid for overtime during the past three (3) years.

Like cities and counties throughout California, the County will need to pay overtime, and provide retroactive adjustments to previously paid overtime, to comply with the recent legal ruling. (Note: The County would and will do this independent of the lawsuit.) The County is in the process of calculating the cost of its retroactive adjustments, which are currently estimated at \$30,000 to \$60,000 (but these figures could increase or decrease significantly due to several factors which are complicated by the specter of the lawsuit).

The incremental increases in County overtime costs going forward as a result of the court decision are expected to be absorbed in departments' current overtime costs provided in the Recommended Budget. However, as a relatively recent development, and since the retroactive costs have not been determined, the Recommended Budget does not include these retroactive payments and has not identified corresponding funding to pay for them. Once the amount of the retroactive payments has been identified, the Fiscal Year 2017-2018 will have to be amended to fund and make the payments if the funds are not able to be encumbered in last year's budget.

Mosquito Aerial Treatment Costs

On Tuesday, August 15, 2017, representatives from the Los Angeles Department of Water and Power reported to your Board of Supervisors that LADWP will fund the cost of aerial treatment – beyond the resources of the Owens Valley Mosquito Abatement

Program – for areas of the County threatened by unprecedented levels of mosquitos associated with water-spreading activities necessitated by the near-historic spring runoff conditions. Once this funding commitment is secured, the County Budget will be amended to include aerial treatment expenses and recognize the offsetting funding from LADWP.

Outstanding Issues

However, there are still many outstanding issues, in addition to the *Known Changes* identified above and reliance on the *Assumptions* described earlier, that could result in later amending this year's budget and, in some cases, could have significant impacts on future years' budgets:

Road Funds

Earlier this year, the Legislature passed SB 1 (Beall) and ACA 5 (Frazier) that reform and, hopefully, if the Constitutional protections of ACA 5 are approved by the voters in 2018, protect local transportation funding. Initial estimates indicate that the combination of Inyo County's Highway Users Tax Account funds and new SB 1 revenues will exceed \$3.7 Million in Fiscal Year 2017-2018. As previously reported to your Board of Supervisors by the Public Works Director / County Road Commissioner, the department is analyzing the mechanics of these new funding streams, and may propose amendments to the Fiscal Year 2017-2018 Budget later this year to further recognize and appropriate these new funds.

New ICCPOA Contract

The County's labor agreement with the Inyo County Probation Peace Officers Association (IPPOA) will expire on February 28, 2018. Contract negotiations will be commencing in the near future but, as of now, the potential costs of any new agreement with IPPOA are unknown, and not included in the CAO Recommended Budget. Once a new labor deal is reached with ICPPOA, the resulting costs will need to be identified and funded by some combination of appropriations currently contained in the Fiscal Year 2017-2018 CAO Recommended Budget.

Possible Special Elections

The Clerk-Recorder/Registrar of Voters has indicated that some special districts in the County may be contemplating special elections. If the special elections proceed, and the associated costs cannot be absorbed in the Elections budget, the County Budget will need to be amended to reflect these costs.

In-Home Supportive Services Costs

The State Budget dismantled the Coordinated Care Initiative and the County's MOE – Maintenance of Effort – for In-Home Supportive Services (IHSS) which will shift IHSS collective bargaining and associated cost responsibilities back to counties with newly added costs courtesy of the State minimum wage increases and Federal overtime rules. Addressing how to minimize the impacts of the State's double-cross has been a statewide and ongoing undertaking of California counties. Inyo County Health and Human Services staff have estimated the associated cost impacts to Inyo County this Fiscal Year may be relatively minor, but could increase exponentially, to almost \$400,000 within the next four years. These costs will most likely have to be funded from 1991 Realignment monies, which are already oversubscribed and currently used to support a variety of other social safety net programs such as California Children's Services, Adult Protective Services, Child Protective Services, CMSP, Foster Care, and CalWORKs.

Federal Funding Reductions Targeting Health and Human Services Programs

Although the news out of Washington, D.C. seems to change almost weekly, a theme that remains constant are repeated and growing threats to Federal health and human services program funding. Efforts to abolish or modify the Affordable Care Act are ongoing, and with each advance comes the potential to unravel more than \$20 Billion in Federal dollars that underpin California's health services funding to counties. However, more recently, a wider variety of health and human services program funding has been identified as being at risk in the Federal budget process, either as a means to get at the Affordable Care Act or to fund other budget priorities like infrastructure investment. In fact, one budget resolution has been reported as including instructions to terminate \$250 Billion in entitlement programs. Programs identified for reduction or elimination

in the Federal Budget include Medicaid (in addition to cuts anticipated in any health care bill), TANF, food stamps, WIC, and social services block grants.

While the discussions remain fluid, and outcomes uncertain, the County needs to monitor and be prepared to respond to massive cuts in health and human services funding. How these funds are marbled throughout the Health and Human Services budgets, and how they relate to other funding streams, needs to be understood to avoid a potential domino effect if and when Federal reductions materialize. The County needs to be prepared to terminate programs most associated with the funding cuts, and be able to nimbly reallocate remaining health and human services funding with program priorities established by your Board of Supervisors.

Last year's Fiscal Year 2016-2017 CAO Recommended Budget discussed in detail the need for Health and Human Services budgets reliance on realignment funds to live within their means. This year, spending from the three HHS Realignment Funds – Health, Social Services and Behavioral Health – is all within the County's base allocation amounts. This is encouraging, but also critical in light of changes to the IHSS MOE and threats to Federal HHS program funding. All HHS realignment funds need to be evaluated not only as to what programs they currently fund, but also evaluated in terms of what other HHS programs they might be able to fund, in order for your Board of Supervisors to make informed policy decisions.

Criminal Justice Realignment Funds

Last year, the Fiscal Year 2016-2017 CAO Recommended Budget alerted your Board of Supervisors that the use of Criminal Justice Realignment funds was increasing, and could soon exceed the County's annual base allocation amount. It is encouraging that, this year, the use of Criminal Justice Realignment funds has decreased, by \$96,184 in the Department Requested Budget compared to last year. However, it remains critical that these funds be monitored closely, and used wisely and in accordance with the tenets of the County Criminal Justice Realignment Policy.

The County adopted the Criminal Justice Realignment Policy in Fiscal Year 2011-2012, after the State of California realigned the state criminal justice system to transfer responsibility for incarcerating and supervising certain adult offenders from the State to counties through the passage of AB 109 and related legislation. There is unanimous

agreement among California counties that Criminal Justice Realignment allocations from the State (just \$0.45 - \$0.50 cents on the dollar compared to what the State spent) left counties woefully underfunded to carry out the work associated with these new State mandates. Rural counties, like Inyo, were particularly disadvantaged by a funding formula that did not adequately account for the impacts of fluctuations in caseload among a relatively low number of offenders. Essentially, the funding Inyo County was designated to receive was, and is, insufficient to fund both programs and services needed to hit the ground running AND fund desirable new facilities or fund ongoing costs associated with additional personnel.

Recognizing the precarious fiscal position the State had left the County in for ensuring better outcomes from a criminal justice system, which the State itself admitted it could not manage, and to ensure the best use of the relative trickle of funding being provided, and to protect the County's General Fund, the Board of Supervisors adopted the following Criminal Justice Realignment Policy, which is presented here with the recommendation that it be continued as part of the Fiscal Year 2017-2018 Budget:

1. Future modifications and amendments to the Community Corrections Plan must be implemented within Criminal Justice Realignment funding constructs; otherwise Criminal Justice Realignment risks becoming, essentially, to some degree an unfunded State mandate that could require the Board of Supervisors to consider taking money away from other County needs.
2. Reject any Community Corrections Plan (4/5ths vote required) that cannot be implemented (e.g., demonstrate adequate budget) with public safety realignment funding provided by the State, or County monies your Board is willing to re-appropriate from other programs.
3. Require County public safety and human services departments to absorb costs associated with implementing public safety realignment within their existing budgets. If we are really talking about changing the way we conduct the business of criminal justice and rehabilitation, and not simply expanding the criminal justice industrial complex, then costs associated with old programming methodologies should give way to new ones. If your Board of Supervisors accepts Community Corrections Plans that simply add layers of new infrastructure

instead of re-structuring and re-integrating existing infrastructure, there will never be enough money to fund this endeavor.

4. Continue to utilize a centralized budget (as is again included in the year's Budget) and/or cost centers to manage funds; consider having involved departments submit quarterly billings for pre-approved costs as opposed to simply transferring funds into those departments' budgets.

The more that Health and Human Services funds can be used to offset or replace costs for positions currently funded with Criminal Justice Realignment funds, the more Criminal Justice Realignment funding will be available to support the cost of additional staff, facilities, and programming. This also speaks to the need to continue conserving Criminal Justice Realignment allocation funds. Refraining from fully spending the full Criminal Justice Allocation amount, and continuing to accrue savings in the Criminal Justice Realignment Fund, is the most likely means the County has of being able to fund and develop a non-custodial facility – such as an Area Resource Center – for adult offenders. Once such a facility is established, there may be additional draw-down from Health and Human Services funding, which will preserve General Fund and Criminal Justice Realignment funding for other needs.

Other Needs & Issues

In addition to the *Outstanding Issues* described above, many of the needs and issues identified in prior years' budgets remain in play, and could affect this or future years' budgets. These outstanding issues include but are not limited to:

- The County's outdated, unsupported, and failing telephone system still needs to be replaced with Voice Over Internet Protocol, or some other technology.
- If the Consolidated County Office Building Project does not proceed, other means of addressing long-term County office space needs and associated costs in the Bishop area will need to be pursued.
- The County-Court MOU needs to be revisited with respect to the County's ongoing provision of juvenile dependency legal services on behalf of the Court. Juvenile dependency legal services are a

responsibility of the Court which the County has performed on behalf of the Court, through the comprehensive County-Court MOU, in exchange for the Court providing reimbursement for a percentage of the County's contract public defender costs. The Judicial Council for the State of California, however, has seen fit to reduce the amount of funding for the Inyo Superior Court to provide juvenile dependency services to \$45,348. However, under the terms of the MOU the Court is obligated to pay the County over \$122,750 for these services this year.

- Both the Road department and Recycling and Waste Management Program need to continue to replace aging equipment to comply with CARB regulations.
- Federal PILT and Secure Rural School funding is basically year-to-year.
- As Federal funding becomes more uncertain, and costs continue to increase, the County needs to continue to revisit its own schedule of fees – preferably in a comprehensive manner – to ensure that the fees cover a reasonable portion of the costs of providing services.
- As departments continue to apply for various grants, it is important to emphasize that these new grants be used to offset ongoing costs, or reduce the cost of implementing one-time projects whenever possible.
- The potential for ongoing economic instability still exists.

LOOKING AHEAD

Any of the outstanding issues discussed above have the ability to negatively impact this year's Budget, and/or future years' budgets. Looking ahead to next year and the Fiscal Year 2018-2019 Budget, expected costs increases include:

- Pension costs are expected to increase by \$1,126,788
- Based on current labor agreements, wages for most employees will increase by 2% next July. This wage increase will add an estimated \$560,000 to the Fiscal Year 2018-2019 Budget, before

the roll-up costs that these raises will have on associated benefits costs are calculated.

- Employee and retiree health insurance costs will almost certainly increase – the only question is how much? (This year's health insurance cost increase was projected to be 5%, for current employees, and \$325,522 for retirees).

Based on these estimated cost increases alone, next year's budget expense will increase by more than \$1,686,788; plus health insurance cost increases; plus the cost of any increases to salaries and benefits negotiated with the Inyo County Probation Peace Officers Association; and any adjustments to Elected Officials' compensation your Board of Supervisors will consider later this Fiscal Year.

In addition to these costs increases, other escalating costs or reductions in funding likely to negatively impact next year's budget include:

- Increasing In-Home Supportive Services costs as discussed above.
- Possible reductions to Federal health and human services funding, also discussed above.

Of course, next year's budget will likely continue to be affected by the same lingering issues identified in this, and past years', Budget Messages:

- Federal PILT permanency
- Continued reliance on the entire General Fund Balance
- Unsustainable reliance on Operating Transfers from key trusts
- Continued reliance on General Fund Balance by Non-General Fund budgets.

In thinking about the Fiscal Year 2017-2018 County Budget, a key question is whether General Fund revenues are likely to increase enough to fund these projected increases in personnel costs, as well as increases in non-personnel costs for services and supplies, fuel and utilities, liability and workers compensation, etc. Of course, as discussed above, some, but certainly not all, of these cost increases may be somewhat mitigated through a *flexible* as opposed to **fixed** use of Health and Human Services Realignment funds and the County's

Criminal Justice Realignment allocation. And, as demonstrated this year, opportunities still abound for Service Redesign initiatives.

OUTSTANDING OPPORTUNITIES

Earlier this year, your Board of Supervisors seized an opportunity, initially identified in last year's budget, to have the County avoid \$14,688,059 in future cost increases associated with interest charges on the County's unfunded liability payments to CalPERS by adopting a 20-year amortizing schedule instead of choosing to make these payments over 30 years. To accomplish this, the County was willing to absorb higher payments in the short-term (e.g., the next 5 years). Now, CalPERS has informed the Auditor-Controller that, in addition to the previously identified cost increases, the County will be facing an additional \$1,106,823 in payments next year due to CalPERS receiving no return on its investments in 2016. These additional costs would be incurred next year regardless of whether your Board of Supervisors selected the 20-year or 30-year payment schedule for the County's unfunded liabilities in its pension plan. They also speak to the volatility of pension costs – and associated payment schedules projections which will change year-to-year based on prior year's investment earnings – and the wisdom of paying these unfunded liabilities down sooner than later.

Hopefully, your Board of Supervisors will be presented with similar opportunities in the coming year to achieve both short-term and long-term savings for the County's taxpayers which translates to the ability to maintain and hopefully enhance services. These opportunities could come in the form of aggressively seeking discretionary Federal funding; considering development of a Consolidated County Office Building; investing in infrastructure to spur new and diverse economic development; pursuing commercial air services; and, encouraging service redesign pilot projects.

These opportunities may also present themselves through a better understanding and, perhaps, more strategic use of Health and Human Services and Criminal Justice Realignment funds. Last year, use of both Health and Human Services and Criminal Justice Realignment funds were identified as Outstanding Issues that needed to be addressed. The use of these realignment funds was beginning to approach or exceed the County's base allocations. This year's Recommended Budget reports the spending of Health and Human

Services and Criminal Justice Realignment funds are within base allocations limits. However, understanding how these monies are being used, and how they *might* be used to support continued and enhanced County services, is critical – both in terms of preparing for cuts in Federal health and human services funding, and to ensuring your Board of Supervisors is provided with all the information necessary to make informed policy decisions.

This year's Recommended Budget continues to benefit greatly from the Service Redesign work that was a critical component in balancing each of the last three County budgets. As demonstrated by the ongoing Juvenile Services Redesign initiatives, opportunities to enhance County services to the public while achieving better cost efficiencies still abound.

Previous years' budgets identified several outstanding Service Redesign ideas that may still provide opportunities for maintaining services and enhancing efficiencies, and identified new opportunities that may be worth exploring. The ideas presented below are certainly not exhaustive, nor are they absolute in their promise of generating additional budgetary savings or efficiencies; they may, however, serve as additional building blocks on which to construct future County budgets. Your Board of Supervisors is asked to continue to encourage the pursuit of these and other Service Redesign opportunities. Things worth looking at include, but are not limited to:

- Reviewing and revising the County Vehicle Policy.
- Reviewing and revising the County Travel Policy.
- Examining long-standing grants with an eye toward offsetting General Fund expense.
- Looking at alternatives to contract laundry services; including dispersed on-site laundry facilities, or expanding the Jail laundry to provide centralized services.
- Examining the possibility of the Eastern Sierra Weed Management Area program providing contract services to Inyo and Mono counties' Road departments.
- Continuing to analyze ways to increase efficiencies and reduce costs in County-operated kitchens by evaluating opportunities to

coordinate menus; consolidate purchasing to increase buying power; and, integrate the use of staff and kitchen resources.

- Continuing to review duplicative efforts to provide programs and services between Health and Human Services and other General Fund departments, like Probation.

As stated last year, these are only suggestions and other opportunities certainly exist and new ones will emerge.

CONCLUSION

This year's Budget addresses many County needs and department requests intended to better serve the community. It funds higher wage and benefit costs, adds new positions, implements several new initiatives, and identifies money for infrastructure improvements and enhancing economic development. It forecasts increasing costs that could impact the Budget later this year, and will certainly – in most circumstances – make next year's Fiscal Year 2018-2019 County Budget more of a challenge to balance. Finally, it encourages, and sometimes identifies, ways to meet challenges associated with rising costs and threats to funding.

ACKNOWLEDGEMENTS

Preparing the County Budget is not exactly fun. In fact, I sometimes dislike it strongly. It creates anxiety, generally results in more people being unhappy than happy, could be better understood, and is absolutely critical to ensure that County services can be funded this year . . . and into the future. Thinking about the annual four-plus month exercise that is the preparation of the County Budget, the first stanza of Bob Dylan's *High Water (for Charley Patton)* aptly conveys feelings sometimes associated with the budget:

*High water risin'—risin' night and day
All the gold and silver are bein' stolen away
Big Joe Turner lookin' east and west
From the dark room of his mind
He made it to Kansas City
Twelfth Street and Vine
Nothin' standing there
High water everywhere*

What makes preparation tolerable, and even enjoyable and sometimes fun, and what certainly results in a better budget – for departments, the County as a whole, and the public we serve – is the skill and effort put forth by the County’s Budget Analyst, Denelle Carrington, and unfailing work and cooperation of the County Auditor-Controller, Amy Shepherd. As always, their commitment of time and energy, as well as their patience and good humor, needs to be recognized and appreciated. Thank you both.

Of course, the Budget that results from the work of Denelle and Amy begins with the efforts put forth by staff in all County departments. This Budget would have been much more difficult to prepare if not for the continued cooperation of County departments and offices, and a general commitment to maintaining and building upon the cost savings and efficiencies generated in the last three years. In return, the Recommended Budget endeavors to recognize and support reasonable requests, and strives to enhance funding for department budgets where warranted based on performance or the promise of improved services. As acknowledged last year, the teamwork that goes into preparing the County Budget is tremendous and getting better every year. Thank you.

As always, I want to close by encouraging your Board of Supervisors to adopt the CAO Recommended Budget, which is balanced, strives to maintain all of the Board of Supervisors’ established priorities, and responds favorably to many department requests and initiatives.

Continued on next page

SUMMARY OF RECOMMENDATIONS

1. Adopt the Fiscal Year 2017-2018 Budget as Recommended by the County Administrator, including the recommendations presented herein.
2. Provide direction with regard to the use of Fund Balance the Auditor-Controller may certify below or in excess of \$3,859,476.
3. In adopting the Final Budget, (a) authorize and direct the County Administrator and Auditor Controller to approve and make payments, greater than \$10,000 to Inter-Agency Visitor Center, Cal Expo Exhibit, Tri-County Fairgrounds, and (b) authorize and direct the County Administrator to develop and execute contracts with all ongoing recipients of line-item grants and fishing promotion funding through the Community Project Sponsorship Program as revised by your Board of Supervisors November 8, 2016, and provided for in the Advertising County Resources budget.
4. In adopting the Final Budget, authorize and direct the County Administrator to develop and execute contracts with all ongoing Grants-In-Support program funding recipients identified in the Grants-In-Support Budget.
5. In adopting the Final Budget, authorize the County Administrator to proceed with hiring requests by departments for the new positions added to the authorized staffing, and funded in accordance with the Final Budget without requiring the departments to return before the Board of Supervisors following the Authorized Position Review Process.
6. Reaffirm the County Criminal Justice Realignment Policy adopted in Fiscal Year 2011-2012.
7. Set adoption of the Final Budget for September 12, 2017, or September 19, 2017, depending on when Budget Hearings conclude.

Submitted by:

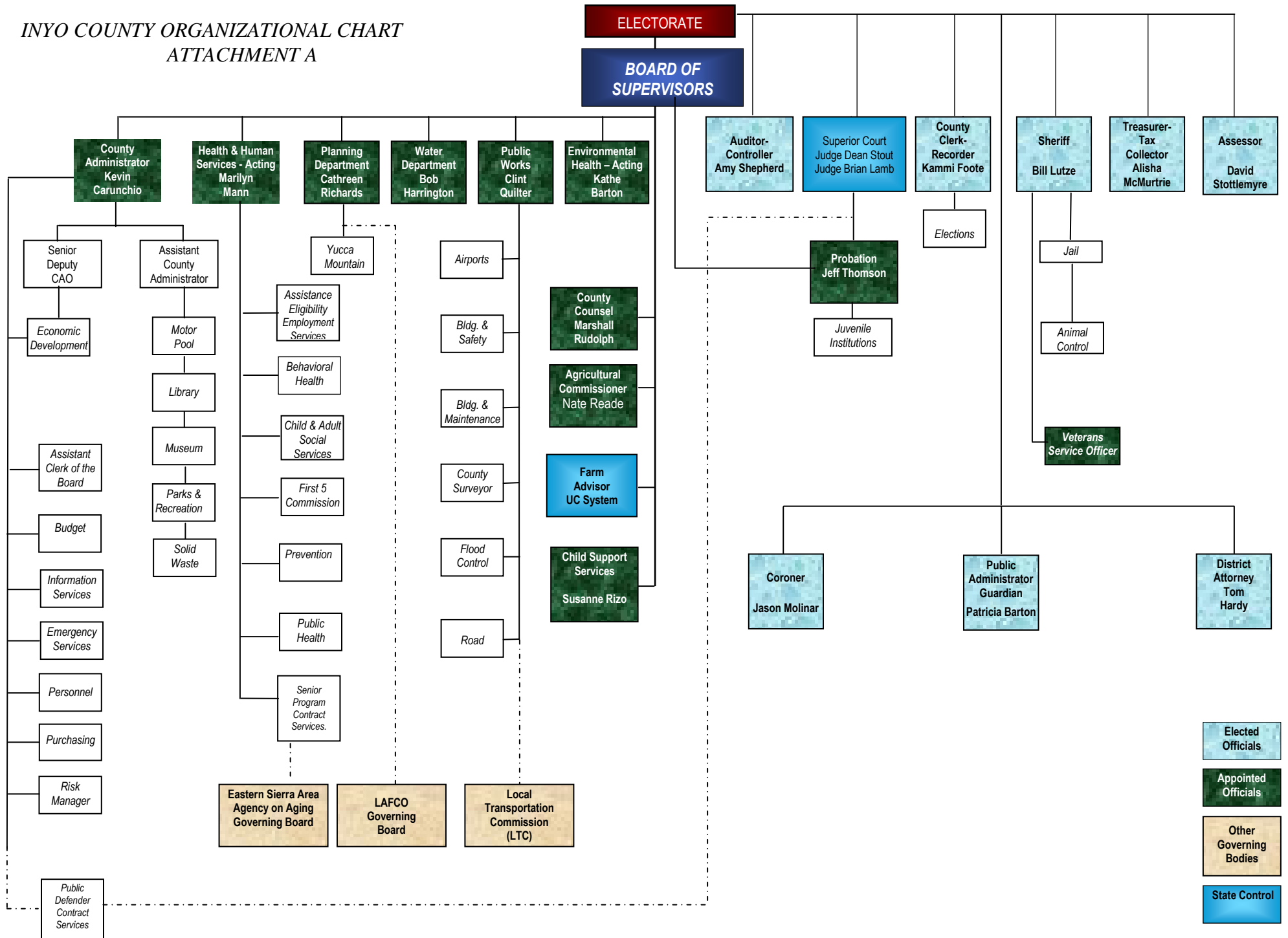


Kevin D. Carunchio
Budget Officer

ATTACHMENTS

- Attachment A – INYO COUNTY ORGANIZATIONAL CHART
The organizational chart is provided for information purposes.
- Attachment B – POSITION VACANCY REPORT/SALARY SAVINGS TABLE
- Attachment C – COUNTY OF INYO, MANPOWER REPORT
(As of July 1, 2017) The Manpower Report reflects the authorized full time equivalent positions by department and part-time (B-Par) positions in the County.
- Attachment D – HEALTH & HUMAN SERVICES STAFFING TABLE
- Attachment E – PERSONNEL ACTIONS TABLE
- Attachment F – COUNTY OFFICE HOURS

INYO COUNTY ORGANIZATIONAL CHART
ATTACHMENT A



Elected Officials

Appointed Officials

Other Governing Bodies

State Control

ATTACHMENT B

POSITION VACANCY AS OF JULY 1, 2017

SALARY SAVINGS TABLE

DEPT	Type	Title	Range	1 - 3 months Savings	4 - 6 months Savings	7 - 9 Months Savings	10-12 Months Savings	Genl Fund \$ SAVINGS	Non Gen Fund \$ SAVINGS	Notes
Agriculture Comm	PERM	Program Manager	M 72	NOT BUDGETED						
Agriculture Comm	PERM	Program Manager	M 72	NOT BUDGETED						
Agriculture Comm	PERM	Field Technician	M 52	\$ 13,512	\$ 27,025	\$ 40,537	\$ 54,050			
Assessor	PERM	Auditor-Appraiser	M 78	\$ 23,821	\$ 47,643	\$ 71,464	\$ 95,285			
Auditor	BPAR	Office Clerk II	M 50	\$ 6,886	\$ 13,771	\$ 20,657	\$ 27,542			
Auditor	PERM	Office Technician III	M 63	\$ 15,916	\$ 31,833	\$ 47,749	\$ 63,665			
CAO	PERM	Office Technician (0.5)	M 55	\$ 7,966	\$ 15,780	\$ 23,670	\$ 31,560			
CAO	PERM	Emergency Services Manager	M 78	\$ 23,696	\$ 47,393	\$ 71,089	\$ 94,785			
CAO	PERM	Deputy CAO	M 92	\$ 36,264	\$ 73,868	\$ 108,791	\$ 145,055	\$ 73,868		6 Months of Savings
Information Svcs	PERM	Deputy Director, Info Services	M 87	\$ 37,819	\$ 79,178	\$ 118,767	\$ 158,356			
Information Svcs	PERM	Network & Operations Analyst	M 79	\$ 27,251	\$ 56,654	\$ 84,981	\$ 113,308			
Information Svcs	PERM	Programmer/Analyst	M 79	\$ 27,251	\$ 56,654	\$ 84,981	\$ 113,308			
Personnel	PERM	Personnel Analyst	M 68	\$ 18,983	\$ 38,761	\$ 59,753	\$ 79,670	\$ 38,761		6 Months of Savings
Child Support	PERM	Child Support Officer	M 57	\$ 16,815	\$ 33,631	\$ 50,446	\$ 67,261			
Child Support	PERM	Office Technician	M 63	\$ 22,965	\$ 45,930	\$ 68,895	\$ 91,860			
Clerk-Recorder	PERM	Office Clerk II	M 50	\$ 13,406	\$ 26,812	\$ 40,218	\$ 53,624			
District Attorney	PERM	Investigator Assistant	M 64	\$ 19,728	\$ 39,455	\$ 59,183	\$ 78,910			
Environmental Health	PERM	Director, EH	APPT	\$ 38,710	\$ 81,277	\$ 121,915	\$ 162,553			
Health & Human Svc	PERM	Director, HHS	APPT	\$ 46,776	\$ 93,552	\$ 140,328	\$ 187,104			
Health & Human Svc	PERM	Social Worker	M 73	\$ 25,214	\$ 50,427	\$ 75,641	\$ 100,854			
Health & Human Svc	PERM	Social Worker	M 73	\$ 25,214	\$ 50,427	\$ 75,641	\$ 100,854			
Health & Human Svc	PERM	Social Worker	M 81	\$ 29,831	\$ 59,661	\$ 89,492	\$ 119,322			
Health & Human Svc	PERM	HHS Specialist IV	M 60	\$ 19,812	\$ 39,624	\$ 59,436	\$ 79,248			
Health & Human Svc	PERM	HHS Specialist IV	M 60	\$ 19,812	\$ 39,624	\$ 59,436	\$ 79,248			
Health & Human Svc	BPAR	HHS Specialist II	M 53	NOT BUDGETED						
Health & Human Svc	BPAR	HHS Specialist IV	M 60	\$ 6,149	\$ 12,298	\$ 18,446	\$ 24,595			
Health & Human Svc	PERM	Office Technician	M 55	\$ 13,455	\$ 26,910	\$ 40,365	\$ 53,820			
Health & Human Svc	PERM	Office Technician	M 63	\$ 16,773	\$ 33,546	\$ 50,319	\$ 67,092			
Health & Human Svc	PERM	Office Clerk	M 48	\$ 16,148	\$ 32,296	\$ 48,443	\$ 64,591			
Health & Human Svc	PERM	Office Clerk	M 48	\$ 16,148	\$ 32,296	\$ 48,443	\$ 64,591			
Health & Human Svc	PERM	Integrated Case Worker	M 60	\$ 19,812	\$ 39,624	\$ 59,436	\$ 79,248			
Health & Human Svc	PERM	Registered Nurse or PHN	M 78	\$ 27,776	\$ 55,552	\$ 83,328	\$ 111,104			
Health & Human Svc	PERM	Registered Nurse or PHN	M 78	\$ 27,776	\$ 55,552	\$ 83,328	\$ 111,104			
Health & Human Svc	PERM	Addictions Counselor	M 57	\$ 18,779	\$ 37,558	\$ 56,337	\$ 75,116			
Health & Human Svc	PERM	Addictions Counselor	M 64	\$ 20,289	\$ 40,578	\$ 60,867	\$ 81,156			
Health & Human Svc	PERM	Administrative Analyst	M 70	\$ 23,830	\$ 47,661	\$ 71,491	\$ 95,321			
Health & Human Svc	PERM	Prevention Specialist	M 60	\$ 19,812	\$ 39,624	\$ 59,436	\$ 79,248			
Health & Human Svc	PERM	Prevention Specialist	M 60	\$ 16,794	\$ 33,588	\$ 50,382	\$ 67,176			
Health & Human Svc	PERM	HHS Specialist	M 60	\$ 19,812	\$ 39,624	\$ 59,436	\$ 79,248			
Health & Human Svc	PERM	Rehabilitation Specialist	M60	\$ 19,600	\$ 39,200	\$ 58,799	\$ 78,399			
Health & Human Svc	PERM	Human Services Supervisor	M 70	\$ 24,529	\$ 49,058	\$ 73,586	\$ 98,115			
Health & Human Svc	PERM	Human Services Supervisor	M 70	\$ 25,523	\$ 51,046	\$ 76,569	\$ 102,092			
Health & Human Svc	PERM	Human Services Supervisor	M 70	\$ 26,564	\$ 53,127	\$ 79,691	\$ 106,254			
Health & Human Svc	PERM	Program Chief	M 84	\$ 33,257	\$ 66,514	\$ 99,770	\$ 133,027			
Planning	PERM	Senior Planner	M 78	\$ 9,234	\$ 54,375	\$ 81,563	\$ 108,750			
Probation	PERM	Rehabilitation Specialist	M 70	\$ 26,270	\$ 52,540	\$ 78,810	\$ 105,080			
Probation	PERM	Rehabilitation Specialist	M 60	NOT BUDGETED						
Probation	BPAR	Rehabilitation Specialist	M 60	APAR Employees Used						
Probation	BPAR	Rehabilitation Specialist	M 60	APAR Employees Used						
Probation	PERM	Deputy Probation Officer	M 67	\$ 19,149	\$ 38,298	\$ 57,447	\$ 76,596			
Probation	PERM	Deputy Probation Officer	M 67	NOT BUDGETED						
Public Works	PERM	Engineering Assistant	M 71	NOT BUDGETED						
Public Works	PERM	Engineering Assistant	M 71	NOT BUDGETED						
Public Works	PERM	Engineering Assistant	M 71	NOT BUDGETED						
Public Works	PERM	Engineering Associate	M 78	\$ 27,660	\$ 57,572	\$ 86,357	\$ 115,143			
Sheriff	SAFE	Correctional Officer	M 64	NOT BUDGETED						
Sheriff	SAFE	Correctional Officer	M 64	NOT BUDGETED						
Sheriff	SAFE	Correctional Officer	M 64	\$ 19,700	\$ 39,400	\$ 59,100	\$ 78,800			
Sheriff	BPAR	Cook	M 51	NOT BUDGETED						
Sheriff	SAFE	Deputy Sheriff	M 67	NOT BUDGETED						
Sheriff	SAFE	Deputy Sheriff	M 67	\$ 30,168	\$ 60,336	\$ 90,503	\$ 120,671			
Sheriff	SAFE	Public Safety Dispatcher	M 55	\$ 16,631	\$ 33,262	\$ 49,892	\$ 66,523			
Treasurer/Tax	PERM	Treasurer Assistant	ASST	\$ 20,109	\$ 40,218	\$ 60,327	\$ 80,436			
Water	PERM	Program Manager	M 72	\$ 8,986	\$ 17,973	\$ 26,959	\$ 35,945			
				\$ 1,088,377	\$ 2,228,598	\$ 3,342,497	\$ 4,456,663			

Total Recommended Salary Savings								\$ 112,629	\$0
---	--	--	--	--	--	--	--	-------------------	------------

ATTACHMENT C

County of Inyo

Manpower Report

As of 7/1/2017

AGRICULTURAL COMMISSIONER

Title	Salary	Range	Num Auth Positions	Full	BPAR
AGRICULTURAL COMM / SEALER					
AGRICULTURAL COMMISSIONER	\$8789	APPT	1.00	1.00	0.00
AGRICULTURAL BIOLOGIST SUPV	\$5303 - 6445	078	1.00	1.00	0.00
AG BIOL WGHTS & MSRS INSPECTOR	\$3471 - 4737	060 - 065	1.00	1.00	0.00
OFFICE TECHNICIAN	\$3088 - 4522	055 - 063	1.00	1.00	0.00
Division Totals:			4.00	4.00	0.00

Title	Salary	Range	Num Auth Positions	Full	BPAR
ES WEED MANAGEMENT GRANT					
WEED MANAGER	\$4601 - 5589	072	1.00	1.00	0.00
FIELD TECHNICIAN	\$2880 - 4216	052 - 060	1.00	1.00	0.00
Division Totals:			2.00	2.00	0.00

Title	Salary	Range	Num Auth Positions	Full	BPAR
INYO MOSQUITO ABATEMENT					
MOSQUITO MANAGER	\$4601 - 5589	072	1.00	1.00	0.00
FIELD TECHNICIAN	\$2880 - 4216	052 - 060	0.50	0.50	0.00
MOSQUITO TECHNICIAN	\$2880 - 4216	052 - 060	1.00	1.00	0.00
Division Totals:			2.50	2.50	0.00
Budget Officer Totals:			8.50	8.50	0.00

ATTACHMENT C

County of Inyo

Manpower Report

As of 7/1/2017

ASSESSOR

Title	Salary	Range	Num Auth Positions	Full	BPAR
ASSESSOR					
ASSESSOR	\$9023	ELEC	1.00	1.00	0.00
ASSESSOR ASSISTANT	\$6509	XXXX	1.00	1.00	0.00
ADMINISTRATIVE ANALYST	\$4188 - 5589	068 - 072	1.00	1.00	0.00
APPRAISER	\$4188 - 5589	068 - 072	1.00	1.00	0.00
AUDITOR APPRAISER	\$5303 - 6445	078	1.00	1.00	0.00
CADASTRAL TECHNICIAN	\$3550 - 4853	061 - 066	1.00	1.00	0.00
OFFICE TECHNICIAN	\$3088 - 4522	055 - 063	1.72	1.00	1.00
		Division Totals:	7.72	7.00	1.00
		Budget Officer Totals:	7.72	7.00	1.00

ATTACHMENT C

County of Inyo

Manpower Report

As of 7/1/2017

AUDITOR - CONTROLLER

Title	Salary	Range	Num Auth Positions	Full	BPAR
AUDITOR CONTROLLER - GENERAL					
AUDITOR CONTROLLER	\$9023	ELEC	1.00	1.00	0.00
AUDITOR ASSISTANT	\$6509	XXXX	1.00	1.00	0.00
ADMINISTRATIVE ANALYST	\$4188 - 5589	068 - 072	1.00	1.00	0.00
PAYROLL ANALYST	\$4230 - 5645	068 - 072	1.00	1.00	0.00
OFFICE TECHNICIAN	\$3088 - 4522	055 - 063	3.00	3.00	0.00
OFFICE CLERK	\$2633 - 3500	048 - 052	0.72	0.00	1.00
		Division Totals:	7.72	7.00	1.00
		Budget Officer Totals:	7.72	7.00	1.00

ATTACHMENT C

County of Inyo

Manpower Report

As of 7/1/2017

BOARD OF SUPERVISORS

Title	Salary	Range	Num Auth Positions	Full	BPAR
BOARD OF SUPERVISORS					
SUPERVISOR	\$4446	ELEC	5.00	5.00	0.00
BOARD CLERK ASSISTANT	\$4230 - 5139	068	1.00	1.00	0.00
		Division Totals:	6.00	6.00	0.00
		Budget Officer Totals:	6.00	6.00	0.00

ATTACHMENT C

County of Inyo

Manpower Report

As of 7/1/2017

CAO CULTURAL SERVICES

Title	Salary	Range	Num Auth Positions	Full	BPAR
COUNTY LIBRARY					
LIBRARY DIRECTOR	\$4647 - 5645	072	1.00	1.00	0.00
LIBRARIAN	\$3014 - 4216	054 - 060	2.72	2.00	1.00
LIBRARY SPECIALIST	\$2502 - 3343	046 - 050	0.72	0.00	1.00
LIBRARY MUSEUM ASSISTANT	\$2502 - 3343	046 - 050	0.72	0.00	1.00
Division Totals:			5.17	3.00	3.00

Title	Salary	Range	Num Auth Positions	Full	BPAR
MUSEUM - GENERAL					
MUSEUM ADMINISTRATOR	\$4435 - 5394	070	1.00	1.00	0.00
MUSEUM CURATOR COLL & EXHIBITS	\$3471 - 4216	060	1.00	1.00	0.00
LIBRARY MUSEUM ASSISTANT	\$2502 - 3343	046 - 050	0.72	0.00	1.00
Division Totals:			2.72	2.00	1.00
Budget Officer Totals:			7.90	5.00	4.00

ATTACHMENT C

County of Inyo

Manpower Report

As of 7/1/2017

CAO MP, SOLID WASTE & PARKS

<u>Title</u>	<u>Salary</u>	<u>Range</u>	<u>Num Auth Positions</u>	<u>Full</u>	<u>BPAR</u>
LONE PINE PARK					
PARK SPECIALIST	\$2749 - 3839	050 - 056	1.00	1.00	0.00
Division Totals:			1.00	1.00	0.00

<u>Title</u>	<u>Salary</u>	<u>Range</u>	<u>Num Auth Positions</u>	<u>Full</u>	<u>BPAR</u>
MILLPOND					
PARK SPECIALIST	\$2749 - 3839	050 - 056	1.00	1.00	0.00
Division Totals:			1.00	1.00	0.00

<u>Title</u>	<u>Salary</u>	<u>Range</u>	<u>Num Auth Positions</u>	<u>Full</u>	<u>BPAR</u>
MOTOR POOL OPERATING					
PARK MOTORPOOL MANAGER	\$4493 - 5462	071	1.00	1.00	0.00
OFFICE TECHNICIAN	\$3088 - 4522	055 - 063	1.00	1.00	0.00
OFFICE CLERK	\$2633 - 3500	048 - 052	0.72	0.00	1.00
Division Totals:			2.72	2.00	1.00

<u>Title</u>	<u>Salary</u>	<u>Range</u>	<u>Num Auth Positions</u>	<u>Full</u>	<u>BPAR</u>
RECYCLING & WASTE MGMT					
CAO ASSISTANT	\$8303 - 10097	096	1.00	1.00	0.00
INT WST MGMT PRG SUPERINTENDEN	\$5356 - 6509	078	1.00	1.00	0.00
EQUIPMENT OPERATOR MECHANIC	\$3310 - 4216	058 - 060	1.00	1.00	0.00
EQUIPMENT OPERATOR HEAVY	\$3310 - 4216	058 - 060	5.00	5.00	0.00
GATE ATTENDANT	\$2633 - 3191	048	4.00	4.00	0.00
Division Totals:			12.00	12.00	0.00

Budget Officer Totals: 16.72 16.00 1.00

ATTACHMENT C

County of Inyo

Manpower Report

As of 7/1/2017

CHILD SUPPORT SERVICES

Title	Salary	Range	Num Auth Positions	Full	BPAR
CHILD SUPPORT SERVICES					
CHILD SUPPORT DIRECTOR	\$9750	APPT	1.00	1.00	0.00
CHILD SUPPORT ATTORNEY	\$5692 - 8417	081 - 089	1.00	1.00	0.00
CHILD SUPPORT SUPERVISOR	\$4601 - 5589	072	1.00	1.00	0.00
ADMINISTRATIVE ANALYST	\$4188 - 5589	068 - 072	1.00	1.00	0.00
CHILD SUPPORT OFFICER	\$3232 - 4630	057 - 064	4.00	4.00	0.00
OFFICE TECHNICIAN	\$3088 - 4522	055 - 063	1.00	1.00	0.00
OFFICE CLERK	\$2633 - 3500	048 - 052	1.00	1.00	0.00
		Division Totals:	10.00	10.00	0.00
		Budget Officer Totals:	10.00	10.00	0.00

ATTACHMENT C

County of Inyo

Manpower Report

As of 7/1/2017

COUNTY ADMINISTRATIVE OFFICER

Title	Salary	Range	Num Auth Positions	Full	BPAR
CAO - GENERAL					
COUNTY ADMINISTRATIVE OFFICER	\$14149	APPT	1.00	1.00	0.00
MANAGEMENT ANALYST SENIOR	\$6192 - 7526	084	1.00	1.00	0.00
CAO ADMININSTRATIVE ASSISTANT	\$4874 - 5924	074	1.00	1.00	0.00
PURCHASING AGENT ASSISTANT	\$4435 - 5394	070	1.00	1.00	0.00
OFFICE TECHNICIAN	\$3088 - 4522	055 - 063	0.50	0.50	0.00
		Division Totals:	4.50	4.50	0.00

Title	Salary	Range	Num Auth Positions	Full	BPAR
CAO ECONOMIC DEVELOPMENT					
CAO SENIOR DEPUTY	\$7531 - 9154	092	1.00	1.00	0.00
		Division Totals:	1.00	1.00	0.00

Title	Salary	Range	Num Auth Positions	Full	BPAR
INFORMATION SERVICES					
INFORMATION SERVICES DIRECTOR	\$11000 - 13371	ISDR	1.00	1.00	0.00
INFORMATION SERVICES DEPUTY	\$6662 - 8092	087	1.00	1.00	0.00
NETWORK ANALYST SENIOR	\$6192 - 7526	084	1.00	1.00	0.00
PROGRAMMER ANALYST SENIOR	\$6192 - 7526	084	2.00	2.00	0.00
GIS TECHNICIAN	\$4188 - 6600	068 - 079	1.00	1.00	0.00
NETWORK ANALYST	\$4188 - 6600	068 - 079	2.00	2.00	0.00
PROGRAMMER ANALYST	\$4188 - 6600	068 - 079	1.00	1.00	0.00
OFFICE TECHNICIAN	\$3088 - 4522	055 - 063	1.00	1.00	0.00
		Division Totals:	10.00	10.00	0.00

Title	Salary	Range	Num Auth Positions	Full	BPAR
OFFICE OF DISASTER SERVICES					
EMERGENCY SERVICES MANAGER	\$5356 - 6509	078	1.00	1.00	0.00
		Division Totals:	1.00	1.00	0.00

ATTACHMENT C

County of Inyo

Manpower Report

As of 7/1/2017

<u>Title</u>	<u>Salary</u>	<u>Range</u>	<u>Num Auth</u> <u>Positions</u>	<u>Full</u>	<u>BPAR</u>
PERSONNEL					
PERSONNEL DEPUTY DIRECTOR	\$6828 - 8296	088	1.00	1.00	0.00
PERSONNEL ANALYST	\$4230 - 5645	068 - 072	2.50	2.50	0.00
Division Totals:			3.50	3.50	0.00

<u>Title</u>	<u>Salary</u>	<u>Range</u>	<u>Num Auth</u> <u>Positions</u>	<u>Full</u>	<u>BPAR</u>
RISK MANAGEMENT					
RISK MANAGER	\$6828 - 8296	0887	1.00	1.00	0.00
PERSONNEL ANALYST	\$4230 - 5645	068 - 072	0.50	0.50	0.00
Division Totals:			1.50	1.50	0.00
Budget Officer Totals:			21.50	21.50	0.00

ATTACHMENT C

County of Inyo

Manpower Report

As of 7/1/2017

COUNTY CLERK

Title	Salary	Range	Num Auth Positions	Full	BPAR
COUNTY CLERK - GENERAL					
CLERK RECORDER	\$8203	ELEC	1.00	1.00	0.00
CLERK RECORDER ASSISTANT	\$6509	XXXX	1.00	1.00	0.00
OFFICE CLERK	\$2633 - 3500	048 - 052	1.00	1.00	0.00
		Division Totals:	3.00	3.00	0.00

Title	Salary	Range	Num Auth Positions	Full	BPAR
ELECTIONS					
OFFICE TECHNICIAN	\$3088 - 4522	055 - 063	1.00	1.00	0.00
		Division Totals:	1.00	1.00	0.00
		Budget Officer Totals:	4.00	4.00	0.00

ATTACHMENT C

County of Inyo

Manpower Report

As of 7/1/2017

COUNTY COUNSEL

Title	Salary	Range	Num Auth Positions	Full	BPAR
COUNTY COUNSEL					
COUNTY COUNSEL	\$14982	APPT	1.00	1.00	0.00
COUNTY COUNSEL ASSISTANT SR	\$8507 - 10344	097	1.00	1.00	0.00
COUNTY COUNSEL DEPUTY	\$5749 - 8501	081 - 089	1.00	1.00	0.00
SECRETARY ADMINISTRATIVE LEGA	\$4391 - 5341	070	1.00	1.00	0.00
OFFICE CLERK	\$2633 - 3500	048 - 052	0.00	0.00	0.00
		Division Totals:	4.00	4.00	0.00
		Budget Officer Totals:	4.00	4.00	0.00

ATTACHMENT C

County of Inyo

Manpower Report

As of 7/1/2017

DISTRICT ATTORNEY

Title	Salary	Range	Num Auth Positions	Full	BPAR
DISTRICT ATTORNEY					
DISTRICT ATTORNEY	\$11909	ELEC	1.00	1.00	0.00
DISTRICT ATTORNEY ASSISTANT	\$9618	XXXX	1.00	1.00	0.00
DISTRICT ATTORNEY DEPUTY	\$5692 - 8417	081 - 089	2.00	2.00	0.00
DA ADMINISTRATIVE ASSISTANT	\$4391 - 5341	070	1.00	1.00	0.00
SECRETARY LEGAL	\$3163 - 4630	056 - 064	2.72	2.00	1.00
Division Totals:			7.72	7.00	1.00

Title	Salary	Range	Num Auth Positions	Full	BPAR
DISTRICT ATTORNEY - SAFETY					
DA CRIMINAL INVESTIGATOR	\$6363 - 8616	081SC - 081SE	1.00	1.00	0.00
DA INVESTIGATOR 2	\$5320 - 6966	074SB - 074SD	1.00	1.00	0.00
DA INVESTIGATOR 1	\$4847 - 6498	071SA - 071SC	1.00	1.00	0.00
Division Totals:			3.00	3.00	0.00

Title	Salary	Range	Num Auth Positions	Full	BPAR
OES-VWAC 16-17					
VICTIM WITNESS COORDINATOR	\$3471 - 4216	060	1.00	1.00	0.00
Division Totals:			1.00	1.00	0.00
Budget Officer Totals:			11.72	11.00	1.00

ATTACHMENT C

County of Inyo

Manpower Report

As of 7/1/2017

ENVIRONMENTAL HEALTH

Title	Salary	Range	Num Auth Positions	Full	BPAR
ENVIRONMENTAL HEALTH - GENERAL					
ENVIRONMENTAL HEALTH DIRECTOR	\$9411	APPT	1.00	1.00	0.00
HAZARD MATERIALS MANAGER SR	\$6131 - 7451	084	1.00	1.00	0.00
ENVIRONMENTAL HEALTH REHS	\$4493 - 6600	071 - 079	2.00	2.00	0.00
LABORATORY TECHNICIAN	\$3471 - 4737	060 - 065	0.72	0.00	1.00
OFFICE TECHNICIAN	\$3088 - 4522	055 - 063	1.00	1.00	0.00
		Division Totals:	5.72	5.00	1.00
		Budget Officer Totals:	5.72	5.00	1.00

ATTACHMENT C

County of Inyo

Manpower Report

As of 7/1/2017

FARM ADVISOR

Title	Salary	Range	Num Auth Positions	Full	BPAR
FARM ADVISOR					
OFFICE CLERK	\$2633 - 3500	048 - 052	1.00	1.00	0.00
		Division Totals:	1.00	1.00	0.00
		Budget Officer Totals:	1.00	1.00	0.00

ATTACHMENT C

County of Inyo

Manpower Report

As of 7/1/2017

HEALTH & HUMAN SERVICES

Title	Salary	Range	Num Auth Positions	Full	BPAR
COMMUNITY MENTAL HEALTH					
PSYCHIATRIST	\$13296	AMNG	1.00	1.00	0.00
HHS DEPUTY DIRECTOR BEHAV HLTH	\$6828 - 8296	088	1.00	1.00	0.00
NURSE SUPERVISING	\$6131 - 7451	084	1.00	1.00	0.00
PROGRAM CHIEF	\$6192 - 7526	084	1.00	1.00	0.00
PSYCHOTHERAPIST	\$5692 - 6921	081	3.00	3.00	0.00
NURSE REGISTERED BEHAV HEALTH	\$5303 - 6761	078 - 080	3.00	3.00	0.00
HUMAN SERVICES SUPERVISOR	\$4391 - 5341	070	1.00	1.00	0.00
MANAGER PROGRESS HOUSE TRAINEE	\$4391 - 5341	070	1.00	1.00	0.00
ADMINISTRATIVE ANALYST	\$4188 - 5589	068 - 072	3.00	3.00	0.00
SOCIAL WORKER	\$3895 - 5728	065 - 073	5.00	5.00	0.00
REHABILITATION SPECIALIST SR	\$3636 - 4630	062 - 064	1.00	1.00	0.00
REHABILITATION SPECIALIST	\$3471 - 4216	060	1.00	1.00	0.00
SECRETARY ADMINISTRATIVE	\$3163 - 4630	056 - 064	1.00	1.00	0.00
OFFICE TECHNICIAN	\$3088 - 4522	055 - 063	3.00	3.00	0.00
CAREGIVER RESIDENTIAL	\$2950 - 3587	053	6.72	6.00	1.00
HHS SPECIALIST	\$2749 - 4216	050 - 060	6.72	6.00	1.00
OFFICE CLERK	\$2633 - 3500	048 - 052	3.00	3.00	0.00
PROGRAM SERVICES ASST	\$2139 - 3343	039 - 050	0.72	0.00	1.00
Division Totals:			43.17	41.00	3.00

Title	Salary	Range	Num Auth Positions	Full	BPAR
DRINKING DRIVER PROGRAM					
ADDICTION COUNSELOR	\$3232 - 4630	057 - 064	0.72	0.00	1.00
OFFICE CLERK	\$2633 - 3500	048 - 052	1.00	1.00	0.00
Division Totals:			1.72	1.00	1.00

Title	Salary	Range	Num Auth Positions	Full	BPAR
ESAAA					
HUMAN SERVICES SUPERVISOR	\$4391 - 5341	070	2.00	2.00	0.00
FOOD COOK	\$2815 - 3414	051	0.72	0.00	1.00

ATTACHMENT C

County of Inyo

Manpower Report

As of 7/1/2017

PROGRAM SERVICES ASST	\$2139 - 3343	039 - 050	0.72	0.00	1.00
Division Totals:			3.45	2.00	2.00

Title	Salary	Range	Num Auth Positions	Full	BPAR
FIRST FIVE COMMISSION					
DIRECTOR FIRST FIVE	\$4826 - 5865	074	1.00	1.00	0.00
PREVENTION SPECIALIST	\$3471 - 4216	060	1.00	1.00	0.00
Division Totals:			2.00	2.00	0.00

Title	Salary	Range	Num Auth Positions	Full	BPAR
FIRST PROGRAM					
FIRST SUPERVISOR	\$5303 - 6445	078	1.00	1.00	0.00
SOCIAL WORKER	\$3895 - 5728	065 - 073	2.00	2.00	0.00
HHS SPECIALIST	\$2749 - 4216	050 - 060	3.00	3.00	0.00
Division Totals:			6.00	6.00	0.00

Title	Salary	Range	Num Auth Positions	Full	BPAR
HEALTH - GENERAL					
HEALTH OFFICER	\$11000	CONT	1.00	1.00	0.00
HHS DEPUTY DIRECTOR PUBLIC HLT	\$6828 - 8296	088	1.00	1.00	0.00
NURSE PUBLIC HEALTH	\$5559 - 6761	080	1.00	1.00	0.00
NURSE REGISTERED	\$5303 - 6445	078	1.00	1.00	0.00
RE-ENTRY SERVICES COORDINATOR	\$4709 - 5728	073	1.00	1.00	0.00
PREVENTION SPECIALIST	\$3471 - 4216	060	1.00	1.00	0.00
OFFICE TECHNICIAN	\$3088 - 4522	055 - 063	4.00	4.00	0.00
HHS SPECIALIST	\$2749 - 4216	050 - 060	2.72	2.00	1.00
Division Totals:			12.72	12.00	1.00

Title	Salary	Range	Num Auth Positions	Full	BPAR
INYO COUNTY GOLD					
FOOD COOK SUPERVISOR	\$3310 - 4027	058	1.00	1.00	0.00
FOOD COOK	\$2815 - 3414	051	1.72	1.00	1.00
SENIOR ASSISTANT COORDINATOR	\$2341 - 2848	043	0.72	0.00	1.00

ATTACHMENT C

County of Inyo

Manpower Report

As of 7/1/2017

PROGRAM SERVICES ASST	\$2139 - 3343	039 - 050	1.45	0.00	2.00
Division Totals:			4.90	2.00	4.00

<u>Title</u>	<u>Salary</u>	<u>Range</u>	<u>Num Auth Positions</u>	<u>Full</u>	<u>BPAR</u>
MATERNAL CHILD HEALTH 16-17					
NURSE PUBLIC HEALTH	\$5559 - 6761	080	1.00	1.00	0.00
Division Totals:			1.00	1.00	0.00

<u>Title</u>	<u>Salary</u>	<u>Range</u>	<u>Num Auth Positions</u>	<u>Full</u>	<u>BPAR</u>
MATERNAL CHILD HEALTH 17-18					
PREVENTION SPECIALIST	\$3471 - 4216	060	1.00	1.00	0.00
Division Totals:			1.00	1.00	0.00

<u>Title</u>	<u>Salary</u>	<u>Range</u>	<u>Num Auth Positions</u>	<u>Full</u>	<u>BPAR</u>
SOCIAL SERVICES - GENERAL					
HHS DIRECTOR	\$11011	APPT	1.00	1.00	0.00
HHS ASSISTANT DIRECTOR	\$7531 - 9154	092	1.00	1.00	0.00
HHS DEPUTY DIRECTOR AGING & SS	\$6828 - 8296	088	1.00	1.00	0.00
MANAGEMENT ANALYST SENIOR	\$6192 - 7526	084	1.00	1.00	0.00
MANAGEMENT ANALYST	\$5615 - 6829	080	1.00	1.00	0.00
NURSE REGISTERED	\$5303 - 6445	078	1.00	1.00	0.00
QUALITY ASSURANCE CASE WORKER	\$5059 - 6151	076	0.00	0.00	0.00
SOCIAL WORKER SUPERVISOR	\$5059 - 6151	076	3.00	3.00	0.00
HHS ADMINISTRATIVE ASSISTANT	\$4435 - 5394	070	1.00	1.00	0.00
HUMAN SERVICES SUPERVISOR	\$4391 - 5341	070	4.00	4.00	0.00
ADMINISTRATIVE ANALYST	\$4188 - 5589	068 - 072	2.00	2.00	0.00
SOCIAL WORKER	\$3895 - 5728	065 - 073	7.00	7.00	0.00
OPERATIONS MANAGER TECOPA	\$3716 - 4522	063	1.00	1.00	0.00
INTEGRATED CASE WORKER	\$3471 - 4962	060 - 067	11.00	11.00	0.00
PREVENTION SPECIALIST	\$3471 - 4216	060	0.72	0.00	1.00
OFFICE TECHNICIAN	\$3088 - 4522	055 - 063	2.00	2.00	0.00
HHS SPECIALIST	\$2749 - 4216	050 - 060	5.00	5.00	0.00
OFFICE CLERK	\$2633 - 3500	048 - 052	3.00	3.00	0.00
PROGRAM SERVICES ASST	\$2139 - 3343	039 - 050	1.45	0.00	2.00

ATTACHMENT C

County of Inyo

Manpower Report

As of 7/1/2017

Division Totals: 47.17 45.00 3.00

<u>Title</u>	<u>Salary</u>	<u>Range</u>	<u>Num Auth Positions</u>	<u>Full</u>	<u>BPAR</u>
SUBSTANCE USE DISORDERS					
ADDICTION COUNSELOR	\$3232 - 4630	057 - 064	3.00	3.00	0.00
ADDICTION SUPERVISOR	\$4391 - 5341	070	1.00	1.00	0.00
PREVENTION SPECIALIST	\$3471 - 4216	060	1.00	1.00	0.00
OFFICE TECHNICIAN	\$3088 - 4522	055 - 063	1.00	1.00	0.00
			Division Totals:	6.00	6.00
				0.00	0.00

<u>Title</u>	<u>Salary</u>	<u>Range</u>	<u>Num Auth Positions</u>	<u>Full</u>	<u>BPAR</u>
TOBACCO TAX GRANT 17-20					
HUMAN SERVICES SUPERVISOR	\$4391 - 5341	070	1.00	1.00	0.00
			Division Totals:	1.00	1.00
				0.00	0.00

<u>Title</u>	<u>Salary</u>	<u>Range</u>	<u>Num Auth Positions</u>	<u>Full</u>	<u>BPAR</u>
WOMEN INFANTS & CHILDREN 16-17					
MANAGER WIC PROGRAM	\$4826 - 5865	074	1.00	1.00	0.00
PREVENTION SPECIALIST	\$3471 - 4216	060	1.00	1.00	0.00
HHS SPECIALIST	\$2749 - 4216	050 - 060	1.00	1.00	0.00
			Division Totals:	3.00	3.00
				0.00	0.00

Budget Officer Totals: 133.15 123.00 14.00

ATTACHMENT C

County of Inyo

Manpower Report

As of 7/1/2017

PLANNING

Title	Salary	Range	Num Auth Positions	Full	BPAR
PLANNING & ZONING					
PLANNING DIRECTOR	\$8500	APPT	1.00	1.00	0.00
PLANNING SENIOR	\$5303 - 6445	078	1.00	1.00	0.00
PLANNING ASSOCIATE	\$4826 - 5865	074	1.00	1.00	0.00
PLANNING ASSISTANT	\$4391 - 5341	070	1.00	1.00	0.00
PROJECT COORDINATOR	\$3987 - 4853	066	0.50	0.50	0.00
		Division Totals:	4.50	4.50	0.00
		Budget Officer Totals:	4.50	4.50	0.00

ATTACHMENT C

County of Inyo

Manpower Report

As of 7/1/2017

PROBATION

Title	Salary	Range	Num Auth Positions	Full	BPAR
JUVENILE INSTITUTIONS					
PROBATION OFFICER	\$4088 - 5728	067 - 073	2.00	2.00	0.00
PROBATION DEP CHIEF JUV INST	\$6192 - 7526	084	1.00	1.00	0.00
REHABILITATION SPECIALIST SR	\$3636 - 4630	062 - 064	9.45	8.00	2.00
PROBATION ASSISTANT	\$3232 - 3927	057	1.00	1.00	0.00
OFFICE TECHNICIAN	\$3088 - 4522	055 - 063	0.50	0.50	0.00
OFFICE CLERK	\$2633 - 3500	048 - 052	1.00	1.00	0.00
Division Totals:			14.95	13.50	2.00

Title	Salary	Range	Num Auth Positions	Full	BPAR
PROBATION - GENERAL					
PROBATION CHIEF OFFICER	\$10080	APPT	1.00	1.00	0.00
PROBATION OFFICER	\$4088 - 5728	067 - 073	6.00	6.00	0.00
PROBATION DEP CHF ADULT/JUVEN	\$6192 - 7526	084	1.00	1.00	0.00
SECRETARY ADMINISTRATIVE LEGA	\$4391 - 5341	070	1.00	1.00	0.00
SECRETARY LEGAL	\$3163 - 4630	056 - 064	2.00	2.00	0.00
OFFICE TECHNICIAN	\$3088 - 4522	055 - 063	1.00	1.00	0.00
Division Totals:			12.00	12.00	0.00
Budget Officer Totals:			26.95	25.50	2.00

ATTACHMENT C

County of Inyo

Manpower Report

As of 7/1/2017

PUBLIC ADMINISTRATOR

Title	Salary	Range	Num Auth Positions	Full	BPAR
PUBLIC ADMINISTRATOR					
PUBLIC ADMINISTRATOR GUARD	\$5539	ELEC	1.00	1.00	0.00
		Division Totals:	1.00	1.00	0.00
		Budget Officer Totals:	1.00	1.00	0.00

ATTACHMENT C

County of Inyo

Manpower Report

As of 7/1/2017

PUBLIC WORKS

Title	Salary	Range	Num Auth Positions	Full	BPAR
BISHOP AIRPORT					
AIRPORT SUPERVISOR OPERATIONS	\$3716 - 4522	063	1.00	1.00	0.00
OFFICE TECHNICIAN	\$3088 - 4522	055 - 063	1.00	1.00	0.00
AIRPORT TECHNICIAN	\$2749 - 3665	050 - 054	1.72	1.00	1.00
Division Totals:			3.72	3.00	1.00

Title	Salary	Range	Num Auth Positions	Full	BPAR
BUILDING & SAFETY					
BUILDING ASSOCIATE OFFICIAL	\$5615 - 6829	080	1.00	1.00	0.00
BUILDING INSPECTOR	\$4188 - 5088	068	1.00	1.00	0.00
Division Totals:			2.00	2.00	0.00

Title	Salary	Range	Num Auth Positions	Full	BPAR
MAINTENANCE-BUILDING & GROUNDS					
PUBLIC WORKS DEPUTY	\$6828 - 8296	088	1.00	1.00	0.00
BUILDING MAINTENANCE LEAD	\$3987 - 4853	066	1.00	1.00	0.00
BUILDING MAINTENANCE WORKER	\$3163 - 4216	056 - 060	2.00	2.00	0.00
OFFICE TECHNICIAN	\$3088 - 4522	055 - 063	1.00	1.00	0.00
CUSTODIAN	\$2749 - 3665	050 - 054	3.00	3.00	0.00
Division Totals:			8.00	8.00	0.00

Title	Salary	Range	Num Auth Positions	Full	BPAR
PUBLIC WORKS					
ENGINEER SENIOR CIVIL	\$6344 - 7712	085	1.00	1.00	0.00
ENGINEER ASSOCIATE	\$5303 - 6445	078	1.00	1.00	0.00
ENGINEER ASSISTANT CIVIL	\$4709 - 5728	073	1.00	1.00	0.00
ENGINEERING ASSISTANT	\$4493 - 6005	071 - 075	3.00	3.00	0.00
PROJECT COORDINATOR	\$3987 - 4853	066	0.50	0.50	0.00
Division Totals:			6.50	6.50	0.00

ATTACHMENT C

County of Inyo

Manpower Report

As of 7/1/2017

Title	Salary	Range	Num Auth Positions	Full	BPAR
ROAD					
PUBLIC WORKS DIRECTOR	\$11612	APPT	1.00	1.00	0.00
ROAD SUPERINTENDENT	\$5356 - 6509	078	1.00	1.00	0.00
ENGINEERING ASSISTANT	\$4493 - 6005	071 - 075	3.00	3.00	0.00
ROAD MAINTENANCE SUPERVISOR	\$4493 - 5462	071	4.00	4.00	0.00
ROAD SHOP SUPERVISOR	\$4493 - 5462	071	1.00	1.00	0.00
ADMINISTRATIVE ANALYST	\$4188 - 5589	068 - 072	1.00	1.00	0.00
EQUIPMENT OPERATOR LEAD	\$3987 - 4853	066	2.00	2.00	0.00
ROAD SHOP ASSISTANT	\$3471 - 4216	060	1.00	1.00	0.00
EQUIPMENT MECHANIC HEAVY	\$3310 - 4216	058 - 060	3.00	3.00	0.00
EQUIPMENT OPERATOR MECHANIC	\$3310 - 4216	058 - 060	1.00	1.00	0.00
EQUIPMENT OPERATOR HEAVY	\$3310 - 4216	058 - 060	13.00	13.00	0.00
OFFICE TECHNICIAN	\$3088 - 4522	055 - 063	4.00	4.00	0.00
Division Totals:			35.00	35.00	0.00

Title	Salary	Range	Num Auth Positions	Full	BPAR
TRANSPORTATION & PLANNING TRST					
PLANNING TRANSPORTATION SENIOR	\$5303 - 6445	078	1.00	1.00	0.00
SECRETARY ADMINISTRATIVE	\$3163 - 4630	056 - 064	1.00	1.00	0.00
Division Totals:			2.00	2.00	0.00

Title	Salary	Range	Num Auth Positions	Full	BPAR
WATER SYSTEM - LONE PINE					
ENGINEER ASSOCIATE	\$5303 - 6445	078	1.00	1.00	0.00
Division Totals:			1.00	1.00	0.00

Budget Officer Totals: 58.22 57.50 1.00

ATTACHMENT C

County of Inyo

Manpower Report

As of 7/1/2017

SHERIFF

Title	Salary	Range	Num Auth Positions	Full	BPAR
ANIMAL CONTROL - GENERAL					
ANIMAL CONTROL SUPERVISOR	\$3810 - 4630	064	1.00	1.00	0.00
OFFICE TECHNICIAN	\$3088 - 4522	055 - 063	1.00	1.00	0.00
ANIMAL CONTROL OFFICER	\$3163 - 3839	056	2.00	2.00	0.00
SHELTER ASSISTANT	\$2288 - 2781	042	1.00	1.00	0.00
Division Totals:			5.00	5.00	0.00

Title	Salary	Range	Num Auth Positions	Full	BPAR
JAIL - GENERAL					
CORRECTIONAL OFFICER	\$3848 - 4676	064	22.00	22.00	0.00
OFFICE TECHNICIAN	\$3088 - 4522	055 - 063	1.00	1.00	0.00
Division Totals:			23.00	23.00	0.00

Title	Salary	Range	Num Auth Positions	Full	BPAR
JAIL - SAFETY PERSONNEL					
UNDERSHERIFF	\$6818 - 9228	085SC - 085SE	1.00	1.00	0.00
LIEUTENANT	\$6363 - 8616	081SC - 081SE	1.00	1.00	0.00
SERGEANT	\$5320 - 6966	074SB - 074SD	1.00	1.00	0.00
CORPORAL	\$4602 - 6325	070SA - 070SD	4.00	4.00	0.00
Division Totals:			7.00	7.00	0.00

Title	Salary	Range	Num Auth Positions	Full	BPAR
KITCHEN SERVICES					
FOOD COOK SUPERVISOR	\$3310 - 4027	058	1.00	1.00	0.00
FOOD COOK	\$2815 - 3414	051	3.72	3.00	1.00
Division Totals:			4.72	4.00	1.00

Title	Salary	Range	Num Auth Positions	Full	BPAR
SHERIFF - GENERAL					
SHERIFF ADMINISTRATIVE ASST	\$4435 - 5394	070	1.00	1.00	0.00

ATTACHMENT C

County of Inyo

Manpower Report

As of 7/1/2017

ADMINISTRATIVE ANALYST	\$4188 - 5589	068 - 072	1.00	1.00	0.00
CIVIL OFFICER	\$3810 - 4630	064	1.00	1.00	0.00
EVIDENCE TECHNICIAN	\$3810 - 4630	064	1.00	1.00	0.00
OFFICE TECHNICIAN	\$3088 - 4522	055 - 063	1.50	1.50	0.00
PUBLIC SAFETY DISPATCHER	\$3088 - 4630	055 - 064	6.00	6.00	0.00
Division Totals:			11.50	11.50	0.00

Title	Salary	Range	Num Auth Positions	Full	BPAR
SHERIFF - SAFETY PERSONNEL					
SHERIFF	\$11132	ELSF	1.00	1.00	0.00
LIEUTENANT	\$6363 - 8616	081SC - 081SE	2.00	2.00	0.00
SERGEANT	\$5320 - 6966	074SB - 074SD	4.00	4.00	0.00
INVESTIGATOR	\$4847 - 6661	071SA - 071SD	3.00	3.00	0.00
CORPORAL	\$4602 - 6325	070SA - 070SD	2.00	2.00	0.00
DEPUTY	\$4190 - 5762	067SA - 067SD	20.00	20.00	0.00
Division Totals:			32.00	32.00	0.00

Title	Salary	Range	Num Auth Positions	Full	BPAR
VETERANS SERVICE OFFICER					
VETERAN SERVICES REP	\$4088 - 4962	067	1.00	1.00	0.00
Division Totals:			1.00	1.00	0.00

Budget Officer Totals: 84.22 83.50 1.00

ATTACHMENT C

County of Inyo

Manpower Report

As of 7/1/2017

TREASURER

Title	Salary	Range	Num Auth Positions	Full	BPAR
TTC GENERAL					
TREASURER TAX COLLECTOR	\$8203	ELEC	1.00	1.00	0.00
TREASURER TAX COLLECTOR ASST	\$6509	XXXX	1.00	1.00	0.00
ADMINISTRATIVE ANALYST	\$4188 - 5589	068 - 072	1.00	1.00	0.00
OFFICE TECHNICIAN	\$3088 - 4522	055 - 063	2.00	2.00	0.00
		Division Totals:	5.00	5.00	0.00
		Budget Officer Totals:	5.00	5.00	0.00

ATTACHMENT C

County of Inyo

Manpower Report

As of 7/1/2017

WATER

Title	Salary	Range	Num Auth Positions	Full	BPAR
SALT CEDAR PROJECT					
SALT CEDAR MANAGER	\$4601 - 5589	072	1.00	1.00	0.00
FIELD TECHNICIAN	\$2880 - 4216	052 - 060	0.50	0.50	0.00
Division Totals:			1.50	1.50	0.00

Title	Salary	Range	Num Auth Positions	Full	BPAR
WATER DEPARTMENT					
WATER DIRECTOR	\$10420	APPT	1.00	1.00	0.00
SCIENCE COORDINATOR	\$5983 - 7270	083	1.00	1.00	0.00
MITIGATION PROJECT MANAGER	\$5559 - 6761	080	1.00	1.00	0.00
SCIENTIST	\$5559 - 6761	080	1.00	1.00	0.00
SCIENTIST ASSOCIATE	\$5059 - 6151	076	2.00	2.00	0.00
VEGETATION MANAGER	\$4601 - 5589	072	1.00	1.00	0.00
ADMINISTRATIVE ANALYST	\$4188 - 5589	068 - 072	1.00	1.00	0.00
Division Totals:			8.00	8.00	0.00
Budget Officer Totals:			9.50	9.50	0.00

ATTACHMENT C

County of Inyo

Manpower Report

As of 7/1/2017

Report Totals: 435.07 415.50 27.00

Health and Human Services
Personnel Shifts from FY 16/17 to FY 17/18

ATTACHMENT D

Budget Name	Budget Unit Number	Net FTE Changes FY 17/18	HHS Director		HHS Asst Director		Mgmt Analyst		Admin Analyst II		Admin Analyst II		Admin Analyst II - QA		AB 109 Coordinator		Assist to HHS Director		Senior Mgmt Analyst		Admin Analyst III	
			1617	1718	1617	1718	1617	1718	1617	1718	1617	1718	1617	1718	1617	1718	1617	1718	1617	1718	1617	1718
Health	045100	0.02	0.15	0.15	0.15	0.15	0.15	0.15						0.02	1.00	1.00	0.20	0.20	0.20	0.20	0.10	0.10
CHDP	045102	0.00																				
Mental Health	045200	(0.51)	0.15	0.15	0.15	0.15	0.40	0.40	0.50	0.50	0.50	0.50	1.00	0.49			0.20	0.20	0.20	0.20	0.50	0.50
DDP	045312	0.00																				
SUD	045315	0.00			0.15	0.15													0.05	0.05	0.25	0.25
CCS Treatment	045500	0.00																				
CCS Admin	045501	0.00																				
Social Services	055800	0.49	0.52	0.70	0.55	0.37	0.40	0.40	0.50	0.50	0.50	0.50		0.49			0.50	0.50	0.35	0.35	0.10	0.10
IC Gold	056100	0.00	0.03			0.03											0.05	0.05	0.05	0.05		
WIA	613717	0.00																				
Tobacco	640317	0.00					0.05	0.05														
CARES Grant	641217/18	0.00																			0.05	0.05
MCH	641617	0.00																				
WIC	641916/17	0.00																				
CBCAP	642515	0.00																				
First Five	643000	0.00																	0.05	0.05		
ESAAA	683000	0.00	0.15			0.15											0.05	0.05	0.10	0.10		
FIRST	055801	0.00																				
		0.00	1.00	1.00	1.00	1.00	1.00	1.00	1.00	1.00	1.00	1.00	1.00	1.00	1.00	1.00	1.00	1.00	1.00	1.00	1.00	1.00

Budget Name	Budget Unit Number	Net FTE Changes FY 17/18	Admin Analyst I/II		Office Tech III Fiscal		Office Tech II Fiscal		Office Tech I Fiscal		Office Tech II Fiscal		Office Tech III Fiscal		Office Tech I Fiscal		Office Tech I Fiscal		Health Officer		Physician - PH	
			1617	1718	1617	1718	1617	1718	1617	1718	1617	1718	1617	1718	1617	1718	1617	1718	1617	1718	1617	1718
Health	045100	(1.05)	0.15	0.15	0.25	0.25			0.59	0.59	0.15	0.15	0.42	0.42					1.00	0.95	1.00	
CHDP	045102	0.00	0.05	0.05							0.05	0.05										
Mental Health	045200	0.15	0.20	0.20	0.10	0.25	0.95	0.95			0.38	0.38	0.15	0.15								
DDP	045312	0.00											0.05	0.05								
SUD	045315	0.00					0.05	0.05					0.25	0.25								
CCS Treatment	045500	0.00																				
CCS Admin	045501	0.00	0.05	0.05									0.03	0.03								
Social Services	055800	(0.15)	0.50	0.50	0.25	0.10					0.36	0.36			1.00	1.00	1.00	1.00				
IC Gold	056100	0.00			0.05	0.05					0.06	0.06										
WIA	613717	0.00	0.05	0.05																		
Tobacco	640317	0.00			0.25	0.25			0.05	0.05												
CARES Grant	641217/18	0.00							0.02	0.02												
MCH	641617	0.05							0.05	0.05			0.05	0.05						0.05		
WIC	641916/17	0.00							0.10	0.10			0.05	0.05								
CBCAP	642515	0.00																				
First Five	643000	0.00																				
ESAAA	683000	0.00			0.10	0.10			0.19	0.19												
FIRST	055801	0.00																				
		-1.00	1.00	1.00	1.00	1.00	1.00	1.00	1.00	1.00	1.00	1.00	1.00	1.00	1.00	1.00	1.00	1.00	1.00	1.00	1.00	0.00

Health and Human Services
Personnel Shifts from FY 16/17 to FY 17/18

Budget Name	Budget Unit Number	Net FTE Changes FY 17/18	PH Deputy Director		First 5 Director		PHN (APAR, BPAR, CPAR, or FT)		PHN (APAR, BPAR, CPAR, or FT)		Registered Nurse PH (APAR)		WIC Manager		Human Services Supervisor		Prevention Specialist		Prevention Specialist		Office Tech III PH	
			1617	1718	1617	1718	1617	1718	1617	1718	1617	1718	1617	1718	1617	1718	1617	1718	1617	1718	1617	1718
Health	045100	(0.27)	0.70	0.70			0.35	0.35	0.25	0.45	0.47			0.10	0.10						1.00	1.00
CHDP	045102	0.00	0.15	0.15			0.10	0.10	0.25	0.25			0.05	0.05								
Mental Health	045200	0.00																				
DDP	045312	0.00																				
SUD	045315	0.00	0.05	0.05										0.30	0.30			0.30	0.30			
CCS Treatment	045500	(0.05)							0.15	0.10												
CCS Admin	045501	(0.20)	0.05						0.35	0.20												
Social Services	055800	0.00																0.10	0.10			
IC Gold	056100	0.00																				
WIA	613717	0.00																				
Tobacco	640317	0.00												0.60	0.60			0.20	0.20			
CARES Grant	641217/18	0.00					0.10	0.10														
MCH	641617	0.05		0.05			0.45	0.45									0.60	0.60				
WIC	641916/17	0.00	0.05	0.05								0.90	0.90			0.40	0.40	0.40	0.40			
CBCAP	642515	0.00																				
First Five	643000	0.00			1.00	1.00																
ESAAA	683000	0.00										0.05	0.05									
FIRST	055801	0.00																				
		-0.47	1.00	1.00	1.00	1.00	1.00	1.00	1.00	1.00	0.47	0.00	1.00	1.00	1.00	1.00	1.00	1.00	1.00	1.00	1.00	1.00

Colleen Wilson

Budget Name	Budget Unit Number	Net FTE Changes FY 17/18	Prevention Specialist (HPP)		Prevention Specialist		Prevention Specialist - PH (BPAR)		HHS Specialist II - PH		HHS Specialist II - PH		HHS Specialist II - WIC		Prevention Specialist - First 5		Registered Nurse PH (APAR)		Registered Nurse PH (APAR)		HHS Specialist II - PH (BPAR)	
			1617	1718	1617	1718	1617	1718	1617	1718	1617	1718	1617	1718	1617	1718	1617	1718	1617	1718	1617	1718
Health	045100	(1.32)	0.54	1.00					0.80		0.50	0.25					0.47	0.47	0.47	0.47	0.73	
CHDP	045102	0.00																				
Mental Health	045200	0.00																				
DDP	045312	0.00																				
SUD	045315	0.20					0.20	0.40							0.20	0.20						
CCS Treatment	045500	0.00																				
CCS Admin	045501	0.25								0.50	0.75											
Social Services	055800	(0.20)			0.40	0.20	0.33	0.33														
IC Gold	056100	0.00																				
WIA	613717	0.00																				
Tobacco	640317	(0.20)					0.20															
CARES Grant	641217/18	(0.46)	0.46																			
MCH	641617	(0.20)							0.20						0.20	0.20						
WIC	641916/17	0.00			0.20	0.20					1.00	1.00										
CBCAP	642515	0.00																				
First Five	643000	0.20			0.40	0.60								0.60	0.60							
ESAAA	683000	0.00																				
FIRST	055801	0.00																				
		-1.73	1.00	1.00	1.00	1.00	0.73	0.73	1.00	0.00	1.00	1.00	1.00	1.00	1.00	1.00	0.47	0.47	0.47	0.47	0.73	0.00

Health and Human Services
Personnel Shifts from FY 16/17 to FY 17/18

Budget Name	Budget Unit Number	Net FTE Changes FY 17/18	Human Services Supervisor		Human Services Supervisor		ICW III		ICW I		ICW I		ICW I		ICW II		Human Services Supervisor		ICW II		ICW II	
			1617	1718	1617	1718	1617	1718	1617	1718	1617	1718	1617	1718	1617	1718	1617	1718	1617	1718	1617	1718
Health	045100	0.00																				
CHDP	045102	0.00																				
Mental Health	045200	(0.10)															0.10					
DDP	045312	0.00																				
SUD	045315	0.00																				
CCS Treatment	045500	0.00																				
CCS Admin	045501	0.00																				
Social Services	055800	0.55	0.975	0.975	0.975	0.975	0.975	0.975	1.00	1.00	1.00	1.00	1.00	1.00	1.00	1.00	0.45	1.00	1.00	1.00	1.00	1.00
IC Gold	056100	(0.15)															0.15					
WIA	613717	0.00	0.025	0.025	0.025	0.025	0.025	0.025														
Tobacco	640317	0.00																				
CARES Grant	641217/18	0.00																				
MCH	641617	0.00																				
WIC	641916/17	0.00																				
CBCAP	642515	0.00																				
First Five	643000	0.00																				
ESAAA	683000	(0.30)															0.30					
FIRST	055801	0.00																				
		0.00	1.00	1.00	1.00	1.00	1.00	1.00	1.00	1.00	1.00	1.00	1.00	1.00	1.00	1.00	1.00	1.00	1.00	1.00	1.00	1.00

Budget Name	Budget Unit Number	Net FTE Changes FY 17/18	Office Tech III E&E		ICW I		ICW I/II		ICW I		ICW II		Office Clerk II E&E		Office Clerk II E&E		Office Clerk I E&E		Deputy Director SS & Aging		IHSS RN	
			1617	1718	1617	1718	1617	1718	1617	1718	1617	1718	1617	1718	1617	1718	1617	1718	1617	1718	1617	1718
Health	045100	0.00																				
CHDP	045102	0.00																				
Mental Health	045200	0.05																0.05				
DDP	045312	0.00																				
SUD	045315	0.05																0.05				
CCS Treatment	045500	0.00																				
CCS Admin	045501	0.00																				
Social Services	055800	(0.10)	1.00	1.00	1.00	1.00	1.00	1.00	1.00	1.00	1.00	1.00	1.00	1.00	1.00	1.00	0.90	0.90	0.90	1.00	1.00	
IC Gold	056100	0.00																0.05	0.05			
WIA	613717	0.00																				
Tobacco	640317	0.00																				
CARES Grant	641217/18	0.00																				
MCH	641617	0.00																				
WIC	641916/17	0.00																				
CBCAP	642515	0.00																				
First Five	643000	0.00																				
ESAAA	683000	0.00																0.05	0.05			
FIRST	055801	0.00																				
		0.00	1.00	1.00	1.00	1.00	1.00	1.00	1.00	1.00	1.00	1.00	1.00	1.00	1.00	1.00	1.00	1.00	1.00	1.00	1.00	1.00

Health and Human Services
Personnel Shifts from FY 16/17 to FY 17/18

Budget Name	Budget Unit Number	Net FTE Changes FY 17/18	SW Supervisor		SW Supervisor		SW III		SW III		Human Services Supervisor		SW IV		SW I		SW III		SW II APS/LPS/IHSS		SW II APS/LPS/IHSS	
			1617	1718	1617	1718	1617	1718	1617	1718	1617	1718	1617	1718	1617	1718	1617	1718	1617	1718	1617	1718
Health	045100	0.00																				
CHDP	045102	0.00																				
Mental Health	045200	0.70			0.15			0.25	0.25										0.55	0.10	0.10	
DDP	045312	0.00																				
SUD	045315	0.00																				
CCS Treatment	045500	0.00																				
CCS Admin	045501	0.00																				
Social Services	055800	(0.60)	1.00	1.00	0.85	0.85	1.00	1.00	0.75	0.75	1.00	0.95	1.00	1.00	1.00	1.00	1.00	1.00	1.00	0.45	0.90	0.90
IC Gold	056100	(0.05)			0.05																	
WIA	613717	0.00																				
Tobacco	640317	0.00																				
CARES Grant	641217/18	0.00																				
MCH	641617	0.00																				
WIC	641916/17	0.00																				
CBCAP	642515	0.00																				
First Five	643000	0.00																				
ESAAA	683000	(0.05)			0.10							0.05										
FIRST	055801	0.00																				
		0.00	1.00	1.00	1.00	1.00	1.00	1.00	1.00	1.00	1.00	1.00	1.00	1.00	1.00	1.00	1.00	1.00	1.00	1.00	1.00	1.00

Budget Name	Budget Unit Number	Net FTE Changes FY 17/18	SW IV		SW Supervisor CCR		HHS Specialist IV - A&C		HHS Specialist IV - A&C		HHS Specialist IV - A&C		Case Reviewer (APAR)		Human Services Supervisor		Human Services Supervisor		Tecopa Operations Manager		HHS Specialist VI - ESAAA	
			1617	1718	1617	1718	1617	1718	1617	1718	1617	1718	1617	1718	1617	1718	1617	1718	1617	1718	1617	1718
Health	045100	0.00																				
CHDP	045102	0.00																				
Mental Health	045200	(0.35)													0.10	0.50	0.05					
DDP	045312	0.00																				
SUD	045315	0.00																				
CCS Treatment	045500	0.00																				
CCS Admin	045501	0.00																				
Social Services	055800	(0.35)	1.00	1.00	1.00	1.00	1.00	1.00	1.00	1.00	1.00	0.47	0.47	1.00	0.05		0.15	0.60	0.55	0.30	0.80	
IC Gold	056100	(0.05)													0.15		0.05	0.23	0.23	0.25		
WIA	613717	0.00																				
Tobacco	640317	0.05																		0.05		
CARES Grant	641217/18	0.00																				
MCH	641617	0.00																				
WIC	641916/17	0.00																				
CBCAP	642515	0.00																	0.05	0.05		
First Five	643000	0.00																				
ESAAA	683000	0.70													0.70	0.50	0.75	0.12	0.12	0.45	0.20	
FIRST	055801	0.00																				
		0.00	1.00	1.00	1.00	1.00	1.00	1.00	1.00	1.00	1.00	1.00	0.47	0.47	1.00	1.00	1.00	1.00	1.00	1.00	1.00	1.00

Health and Human Services
Personnel Shifts from FY 16/17 to FY 17/18

Budget Name	Budget Unit Number	Net FTE Changes FY 17/18	HHS Specialist III - ESAAA		Supervising Cook		Cook		PSA III (APAR) LP		PSA III (BPAR)		Senior Site Coordinator (BPAR)		PSA I (APAR) LP		PSA II (BPAR) LP		Cook (BPAR)		PSA II (BPAR)	
			1617	1718	1617	1718	1617	1718	1617	1718	1617	1718	1617	1718	1617	1718	1617	1718	1617	1718	1617	1718
Health	045100	0.00																				
CHDP	045102	0.00																				
Mental Health	045200	0.00	0.05	0.05																		
DDP	045312	0.00																				
SUD	045315	0.00	0.05	0.05																		
CCS Treatment	045500	0.00																				
CCS Admin	045501	0.00																				
Social Services	055800	(0.05)	0.32	0.27					0.235	0.235	0.655	0.655					0.29	0.29			0.66	0.66
IC Gold	056100	0.00	0.23	0.23	0.60	0.60	0.50	0.50					0.44	0.44	0.18	0.18	0.29	0.29	0.44	0.44		
WIA	613717	0.00																				
Tobacco	640317	0.05		0.05																		
CARES Grant	641217/18	0.00																				
MCH	641617	0.00																				
WIC	641916/17	0.00																				
CBCAP	642515	0.00	0.23	0.23																		
First Five	643000	0.00																				
ESAAA	683000	0.00	0.12	0.12	0.40	0.40	0.50	0.50	0.235	0.235	0.075	0.075	0.29	0.29	0.29	0.29	0.15	0.15	0.29	0.29	0.07	0.07
FIRST	055801	0.00																				
		0.00	1.00	1.00	1.00	1.00	1.00	1.00	0.47	0.47	0.73	0.73	0.73	0.73	0.47	0.47	0.73	0.73	0.73	0.73	0.73	0.73

Budget Name	Budget Unit Number	Net FTE Changes FY 17/18	PSA II (APAR)		PSA II (BPAR)		Cook (BPAR)		PSA II (BPAR) LP		SW III-IV - FIRST		HHS Specialist IV - FIRST		HHS Specialist IV - FIRST		Senior FIRST Supervisor		SW IV - FIRST		HHS Specialist IV - FIRST	
			1617	1718	1617	1718	1617	1718	1617	1718	1617	1718	1617	1718	1617	1718	1617	1718	1617	1718	1617	1718
Health	045100	0.00																				
CHDP	045102	0.00																				
Mental Health	045200	0.00																				
DDP	045312	0.00																				
SUD	045315	0.00																				
CCS Treatment	045500	0.00																				
CCS Admin	045501	0.00																				
Social Services	055800	0.00			0.18	0.18																
IC Gold	056100	0.00	0.19	0.19	0.18	0.18	0.37	0.37	0.37	0.37												
WIA	613717	0.00																				
Tobacco	640317	0.00																				
CARES Grant	641217/18	0.00																				
MCH	641617	0.00																				
WIC	641916/17	0.00																				
CBCAP	642515	0.00																				
First Five	643000	0.00																				
ESAAA	683000	0.00	0.28	0.28	0.37	0.37	0.37	0.37	0.37	0.37												
FIRST	055801	0.00									1.00	1.00	1.00	1.00	1.00	1.00	1.00	1.00	1.00	1.00	1.00	1.00
		0.00	0.47	0.47	0.73	0.73	0.73	0.73	0.73	0.73	1.00	1.00	1.00	1.00	1.00	1.00	1.00	1.00	1.00	1.00	1.00	1.00

Health and Human Services
Personnel Shifts from FY 16/17 to FY 17/18

Budget Name	Budget Unit Number	Net FTE Changes FY 17/18	Psychiatrist		MH Deputy Director		Program Chief - Child & Family		Supervising Nurse		RN II - Beh Health		RN - Corrections		RN I - Beh Health		RN I - Beh Health		Psycho - therapist		Psycho - therapist	
			1617	1718	1617	1718	1617	1718	1617	1718	1617	1718	1617	1718	1617	1718	1617	1718	1617	1718	1617	1718
Health	045100	(0.11)							0.50	0.39			1.00	1.00								
CHDP	045102	0.11								0.11												
Mental Health	045200	0.00	1.00	1.00	0.90	0.90	1.00	1.00	0.50	0.50	1.00	1.00			1.00	1.00	1.00	1.00	1.00	1.00	1.00	1.00
DDP	045312	0.00																				
SUD	045315	0.00			0.10	0.10																
CCS Treatment	045500	0.00																				
CCS Admin	045501	0.00																				
Social Services	055800	0.00																				
IC Gold	056100	0.00																				
WIA	613717	0.00																				
Tobacco	640317	0.00																				
CARES Grant	641217/18	0.00																				
MCH	641617	0.00																				
WIC	641916/17	0.00																				
CBCAP	642515	0.00																				
First Five	643000	0.00																				
ESAAA	683000	0.00																				
FIRST	055801	0.00																				
		0.00	1.00	1.00	1.00	1.00	1.00	1.00	1.00	1.00	1.00	1.00	1.00	1.00	1.00	1.00	1.00	1.00	1.00	1.00	1.00	1.00

Budget Name	Budget Unit Number	Net FTE Changes FY 17/18	Psycho - therapist		SW IV - CMSP/GA /CalWORKS		SW IV/Psycho - therapist CMH		SW IV / Psycho - therapist CCR		SW IV / Psycho - therapist CCP Jail		Addictions Program Supervisor		Addictions Counselor I/II - SUD		Human Services Supervisor - MHSA		Progress House Trainee		Office Tech III Beh Health	
			1617	1718	1617	1718	1617	1718	1617	1718	1617	1718	1617	1718	1617	1718	1617	1718	1617	1718	1617	1718
Health	045100	0.00																				
CHDP	045102	0.00																				
Mental Health	045200	(0.15)	1.00	1.00	1.00	1.00	1.00	1.00	1.00	1.00	1.00	1.00					1.00	1.00	1.00	1.00	0.95	0.80
DDP	045312	(0.05)											0.15	0.05							0.05	0.10
SUD	045315	0.10											0.85	0.95	1.00	1.00						
CCS Treatment	045500	0.00																				
CCS Admin	045501	0.00																				
Social Services	055800	0.10																				0.10
IC Gold	056100	0.00																				
WIA	613717	0.00																				
Tobacco	640317	0.00																				
CARES Grant	641217/18	0.00																				
MCH	641617	0.00																				
WIC	641916/17	0.00																				
CBCAP	642515	0.00																				
First Five	643000	0.00																				
ESAAA	683000	0.00																				
FIRST	055801	0.00																				
		0.00	1.00	1.00	1.00	1.00	1.00	1.00	1.00	1.00	1.00	1.00	1.00	1.00	1.00	1.00	1.00	1.00	1.00	1.00	1.00	1.00

Health and Human Services
Personnel Shifts from FY 16/17 to FY 17/18

Budget Name	Budget Unit Number	Net FTE Changes FY 17/18	Addictions Counselor III		Addictions Counselor III		Addictions Counselor III (BPAR)		Admin Sec II		HHS Specialist IV - Beh Health		HHS Specialist IV - Beh Health		HHS Specialist IV - Beh Health		HHS Specialist IV - Beh Health		Rehab Specialist - Beh Health		Rehab Specialist - Beh Health	
			1617	1718	1617	1718	1617	1718	1617	1718	1617	1718	1617	1718	1617	1718	1617	1718	1617	1718	1617	1718
Health	045100	0.00																				
CHDP	045102	0.00																				
Mental Health	045200	(0.30)	0.30						1.00	1.00	1.00	1.00	1.00	1.00	1.00	1.00	1.00	1.00	1.00	1.00	1.00	1.00
DDP	045312	(0.15)	0.10	0.15	0.35	0.15	0.515	0.515														
SUD	045315	0.45	0.60	0.85	0.65	0.85	0.215	0.215														
CCS Treatment	045500	0.00																				
CCS Admin	045501	0.00																				
Social Services	055800	0.00																				
IC Gold	056100	0.00																				
WIA	613717	0.00																				
Tobacco	640317	0.00																				
CARES Grant	641217/18	0.00																				
MCH	641617	0.00																				
WIC	641916/17	0.00																				
CBCAP	642515	0.00																				
First Five	643000	0.00																				
ESAAA	683000	0.00																				
FIRST	055801	0.00																				
		0.00	1.00	1.00	1.00	1.00	0.73	0.73	1.00	1.00	1.00	1.00	1.00	1.00	1.00	1.00	1.00	1.00	1.00	1.00	1.00	1.00

Budget Name	Budget Unit Number	Net FTE Changes FY 17/18	HHS Specialist IV - MHSA		HHS Specialist IV - MHSA (BPAR)		HHS Specialist IV - MHSA (APAR)		HHS Specialist IV - MHSA (APAR)		HHS Specialist IV - MHSA		Residential Caregiver		Residential Caregiver		Residential Caregiver		Residential Caregiver		Residential Caregiver	
			1617	1718	1617	1718	1617	1718	1617	1718	1617	1718	1617	1718	1617	1718	1617	1718	1617	1718	1617	1718
Health	045100	0.00																				
CHDP	045102	0.00																				
Mental Health	045200	0.21	1.00	1.00	0.73		0.47		0.47	1.00	1.00	1.00	1.00	1.00	1.00	1.00	1.00	1.00	1.00	1.00	1.00	
DDP	045312	0.00																				
SUD	045315	0.00																				
CCS Treatment	045500	0.00																				
CCS Admin	045501	0.00																				
Social Services	055800	0.00																				
IC Gold	056100	0.00																				
WIA	613717	0.00																				
Tobacco	640317	0.00																				
CARES Grant	641217/18	0.00																				
MCH	641617	0.00																				
WIC	641916/17	0.00																				
CBCAP	642515	0.00																				
First Five	643000	0.00																				
ESAAA	683000	0.00																				
FIRST	055801	0.00																				
		0.21	1.00	1.00	0.73	0.00	0.00	0.47	0.00	0.47	1.00	1.00	1.00	1.00	1.00	1.00	1.00	1.00	1.00	1.00	1.00	

Health and Human Services
Personnel Shifts from FY 16/17 to FY 17/18

Budget Name	Budget Unit Number	Net FTE Changes FY 17/18	Residential Caregiver (BPAR)		Residential Caregiver		PSA II (APAR)		PSA I (APAR) - LP		Office Clerk III - Beh Health		Office Clerk III - Beh Health		Office Clerk III Beh Health		Office Clerk III Beh Health		PSA II (BPAR) LP		HHS Specialist I (CMSP-TEMP)		
			1617	1718	1617	1718	1617	1718	1617	1718	1617	1718	1617	1718	1617	1718	1617	1718	1617	1718	1617	1718	1617
Health	045100	0.47																					0.47
CHDP	045102	0.00																					
Mental Health	045200	(1.12)	0.73	0.73	1.00	1.00	0.47	0.47	0.47		0.85	0.80	0.85	0.80	0.70	0.65	1.00	0.50	0.73	0.73			
DDP	045312	0.00									0.15	0.15	0.15	0.15	0.10	0.10							
SUD	045315	0.00																					
CCS Treatment	045500	0.00																					
CCS Admin	045501	0.00																					
Social Services	055800	0.65									0.05		0.05	0.20	0.25		0.50						
IC Gold	056100	0.00																					
WIA	613717	0.00																					
Tobacco	640317	0.00																					
CARES Grant	641217/18	0.00																					
MCH	641617	0.00																					
WIC	641916/17	0.00																					
CBCAP	642515	0.00																					
First Five	643000	0.00																					
ESAAA	683000	0.00																					
FIRST	055801	0.00																					
		0.00	0.73	0.73	1.00	1.00	0.47	0.47	0.47	0.00	1.00	1.00	1.00	1.00	1.00	1.00	1.00	1.00	0.73	0.73	0.00	0.47	

Budget Name	Budget Unit Number	Net FTE Changes FY 17/18	HHS Specialist I (CMSP-TEMP)		HHS Specialist IV (CCP)		Rehab Specialist II	
			1617	1718	1617	1718	1617	1718
Health	045100	1.47		0.47		1.00		
CHDP	045102	0.00						
Mental Health	045200	0.00						
DDP	045312	0.00						
SUD	045315	0.00						
CCS Treatment	045500	0.00						
CCS Admin	045501	0.00						
Social Services	055800	0.00						
IC Gold	056100	0.00						
WIA	613717	0.00						
Tobacco	640317	1.00					1.00	
CARES Grant	641217/18	0.00						
MCH	641617	0.00						
WIC	641916/17	0.00						
CBCAP	642515	0.00						
First Five	643000	0.00						
ESAAA	683000	0.00						
FIRST	055801	0.00						
		2.47	0.00	0.47	0.00	1.00	0.00	1.00

Health and Human Services
Personnel Shifts from FY 16/17 to FY 17/18

Budget Name	Budget Unit Number	Net FTE Changes FY 17/18
Health	045100	(0.79)
CHDP	045102	0.11
Mental Health	045200	(1.42)
DDP	045312	(0.20)
SUD	045315	0.80
CCS Treatment	045500	(0.05)
CCS Admin	045501	0.05
Social Services	055800	0.34
IC Gold	056100	(0.25)
WIA	613717	0.00
Tobacco	640317	0.90
CARES Grant	641217/18	(0.46)
MCH	641617	(0.10)
WIC	641916/17	0.00
CBCAP	642515	0.00
First Five	643000	0.20
ESAAA	683000	0.35
FIRST	055801	0.00
		-0.52

ATTACHMENT E

PERSONNEL ACTIONS TABLE

Fiscal Year 2017-2018

POSITIONS RECOMMENDED FOR ELIMINATION

DEPARTMENT	POSITION TITLE	RANGE	REASON FOR DELETION
AGRICULTURE COMMISSION	MOSQUITO MANAGER	72	DEPARTMENT REQUESTED
	WEED MANAGER	72	DEPARTMENT REQUESTED
COUNTY COUNSEL	APAR - OFFICE CLERK I	48	CAO RECOMMENDED
HHS	APAR - REGISTERED NURSE	78	DEPARTMENT REQUESTED
	BPAR - HHS SPECIALIST I	50	DEPARTMENT REQUESTED
	BPAR - HHS SPECIALIST IV	60	DEPARTMENT REQUESTED
PROBATION	DEPUTY PROBATION OFFICER	67	DEPARTMENT REQUESTED
PROBATION	REHABILITATION SPECIALIST	60	DEPARTMENT REQUESTED
PUBLIC WORKS	ENGINEERING ASSISTANT	71	CAO RECOMMENDED
PUBLIC WORKS	ENGINEERING ASSISTANT	71	CAO RECOMMENDED

POSITIONS RECOMMENDED TO BE ADDED TO DEPARTMENTS

DEPARTMENT	POSITION TITLE	RANGE
AGRICULTURE	PROJECT COORDINATOR	66
ASSESSOR	AUDITOR APPRAISER I	70
CAO - LIBRARY	LIBRARIAN/MUSEUM COORDINATOR	54
ENVIRONMENTAL HEALTH	ENVIRONMENTAL HEALTH SPECIALIST OR ENVIRONMENTAL HEALTH TRAINEE	60/67
PUBLIC GUARDIAN	BPAR PUBLIC GUARDIAN SPECIALIST	57

CHANGES IN AUTHORIZED STAFFING TO DEPARTMENTS

DEPARTMENT	OLD POSITION TITLE	RANGE	NEW POSITION TITLE	RANGE
AGRICULTURE COMMISSIONER	FIELD TECHNICIAN III	60	LEAD FIELD TECHNICIAN	66
AGRICULTURE COMMISSIONER	FIELD TECHNICIAN III	60	LEAD FIELD TECHNICIAN	66
ASSESSOR	AUDITOR APPRAISER	78	AUDITOR APPRAISER II	72
AUDITOR	BPAR OFFICE CLERK II	50	SHARED OFFICE TECHNICIAN I	55
CLERK-RECORDER	OFFICE CLERK II	50	OFFICE TECHNICIAN I	55
DISTRICT ATTORNEY	DA INVESTIGATOR	71	INVESTIGATOR ASSISTANT	64
HEALTH & HUMAN SERVICES	PSYCHOTHERAPIST	78	REHABILITATION SPECIALIST	60
SHERIFF	DEPUTY SHERIFF	67	CORPORAL	70
TREASURER-TAX COLLECTOR	ADMINISTRATIVE ANALYST II	70	ASSISTANT TREASURER	CONTRACT

ATTACHMENT F

County Office Hours

Per Board Resolution No. 2001-29, "A Resolution of the Board of Supervisors, County of Inyo, State of California, Establishing Hours for County Offices", approved and adopted on April 17, 2001, the County Administrative Officer is to publish County office hours in the annual budget document for review of the Board of Supervisors, and once a year in the local newspapers. Other than exceptions that are identified below, County offices are open for the transaction of the people's business from 8 a.m. until 5 p.m. every day, except Saturday, Sunday and holidays. All Departments are required to either have voice mail or make other arrangements to provide coverage during noontime and other times, as necessary, during the workday.

The Department Heads within the County structure have the flexibility and discretion to adjust the hours of operations to improve the service and program access to the citizens and residents of Inyo County. Listed below are the departments that have modified their office hours to maximize public access to their programs:

Agriculture

Bishop	Monday – Friday	7:30 a.m. – 4:30 p.m.	Open for Lunch
--------	-----------------	-----------------------	----------------

District Attorney

Independence	Monday, Tuesday, Thursday, Friday	8:00 a.m. – 4:30 p.m.	Open for Lunch
Bishop	Monday – Friday	8:00 a.m. – 5:00 p.m.	Lunch 12:00 – 1:00 p.m.

Environmental Health

Bishop	Monday – Friday	8:00 a.m. – 5:00 p.m.	Lunch 12:00 – 1:00 p.m.
Independence	Tuesday – Friday	8:00 a.m. – 5:00 p.m.	Lunch 12:00 – 1:00 p.m.

Farm Advisor

Bishop	Monday – Friday	8:00 a.m. – 5:00 p.m.	Lunch 12:00 – 1:00 p.m.
--------	-----------------	-----------------------	-------------------------

Health & Human Services

Grove Street, Bishop			
	Monday	8:00 a.m. – 5:00 p.m.	Lunch 12:00 – 2:00 p.m.
	Tuesday – Friday	8:00 a.m. – 5:00 p.m.	Lunch 12:00 – 1:00 p.m.

May Street, Bishop			
	Monday – Friday	8:00 a.m. – 5:00 p.m.	Lunch 12:00 – 1:00 p.m.

South Street, Bishop			
	Monday – Friday	8:00 a.m. – 5:00 p.m.	Lunch 12:00 – 1:00 p.m.
	(Every Third Wednesday of the month – Closed 8:00-10:15 a.m.)		

Employment & Eligibility, Bishop			
	Monday – Friday	8:00 a.m. – 5:00 p.m.	Open during lunch hour
	Friday	Closed for Staff meeting	8:00 a.m. – 9:15 a.m.

Employment & Eligibility, Lone Pine			
	Monday – Friday	8:00 a.m. – 5:00 p.m.	Lunch 12:00 – 1:00 p.m.
	Friday	Closed for Staff meeting	8:00 a.m. – 9:15 a.m.

ATTACHMENT F

Health & Human Services, cont'd

Tecopa			
	Monday – Friday	8:00 a.m. – 4:00 p.m.	Lunch 11:30 – 12:00 p.m.
Bishop Wellness Center			
	Monday	7:30 a.m. – 1:00 p.m.	Closed 11:00 – 1:00 p.m.
	Tuesday, Thursday, Friday (Except during inclement weather)	7:30 a.m. – 5:00 p.m.	Lunch 12:00 – 1:00 p.m.
	Wednesday	7:30 a.m. – 12:00 p.m.	
Lone Pine Wellness Center			
	Tuesday and Thursday	10:00 a.m. – 1:00 p.m.	
Big Pine Senior Center			
	Monday, Tuesday, Wednesday, Friday	11:30 a.m. – 12:30 p.m.	
Bishop Senior Center			
	Monday – Thursday	8:30 a.m. – 2:30 p.m.	
	Friday	8:30 a.m. – 1:30 p.m.	
Independence Senior Center			
	Fridays only	11:30 p.m. – 1:00 p.m.	
Lone Pine Senior Center			
	Monday – Friday	9:00 a.m. – 1:00 p.m.	
WIC, First Five and Prevention Offices, Bishop			
	Monday – Friday	8:00 a.m. – 5:00 p.m.	Lunch 12:00 – 1:00 p.m.
	(Every Third Wednesday of the month – Closed 8:00-10:15 a.m.)		

Library

Central Library			
	Public Hours		
	Tuesday – Friday	12:00 p.m. – 5:00 p.m.	
	Wednesday	12:00 p.m. – 8:00 p.m.	
	Saturday	10:00 a.m. – 1:00 p.m.	
Big Pine Library			
	Tuesday, Thursday, Friday	12:00 p.m. – 5:00 p.m.	
	Wednesday	2:00 p.m. – 7:00 p.m.	
	Saturday	10:00 a.m. – 4:00 p.m.	
Bishop Library			
	Wednesday, Friday	10:00 a.m. – 6:00 p.m.	
	Tuesday, Thursday	12:00 p.m. – 8:00 p.m.	
	Saturday	10:00 a.m. – 4:00 p.m.	
Furnace Creek Library			
	Wednesday	4:30 p.m. – 8:30 p.m.	
	Saturday	9:00 a.m. – 12:00 p.m.	
Lone Pine Library			
	Tuesday, Thursday	2:00 p.m. – 7:00 p.m.	
	Wednesday, Friday	10:00 a.m. – 5:00 p.m.	Lunch 12:00 – 1:00 p.m.
	Saturday	10:00 a.m. – 4:00 p.m.	
Tecopa Library			
	Tuesday	9:00 a.m. – 4:00 p.m.	
	Wednesday, Thursday	10:00 a.m. – 4:00 p.m.	

ATTACHMENT F

Museum

Open to the public 7 days per week 10:00 a.m. – 5:00 p.m.
Staff available for phone calls at 8:30 a.m.

Probation

Monday 8:00 a.m. – 9:00 a.m. Closed for Staff Meeting

Public Works

Independence Monday – Friday 8:00 a.m. – 5:00 p.m.

Public Works Building & Safety Office

Bishop Monday – Friday 7:30 a.m. – 4:30 p.m.

Independence Monday – Friday 7:30 a.m. – 4:30 p.m.

Road Facilities

Bishop Road Yard Monday – Thursday 6:30 a.m. – 5:00 p.m. Closed Friday

Bishop Shop Monday – Friday 6:00 a.m. – 4:30 p.m.

Big Pine Road Yard Tuesday – Friday 6:00 a.m. – 4:30 p.m. Closed Monday

Independence Road Tuesday – Friday 6:00 a.m. – 4:30 p.m. Closed Monday

Mazourka Shop Monday – Friday 6:00 a.m. – 4:30 p.m.

Lone Pine Road Yard Monday – Thursday 6:00 a.m. – 4:30 p.m. Closed Friday

Shoshone Road Yard Monday – Thursday 6:00 a.m. – 4:30 p.m. Closed Friday

Recycling & Waste Management – Landfill Facilities

Bishop-Sunland Landfill 7 Days Per Week 7:30 a.m. – 3:30 p.m.

Big Pine Transfer Station Tuesday, Saturday 7:30 a.m. – 3:00 p.m. Lunch 12:00 – 12:30 p.m.

Independence Landfill Sunday 7:00 a.m. – 3:00 p.m.

Thursday 7:30 a.m. – 3:00 p.m.

Lone Pine Landfill Monday, Friday, Saturday 7:00 a.m. – 3:00 p.m.

Sheriff's Office

Lone Pine: Monday and Wednesday 8:00 a.m. – 5:00 p.m. Lunch 12:00 – 1:00 p.m.

Friday 1:00 p.m. – 5:00 p.m.

Bishop: Monday – Friday 8:00 a.m. – 5:00 p.m. Open to public 9:00 a.m.

Lunch 12:00 – 1:00 p.m.

Treasurer – Tax Collector

Monday – Friday 9:00 a.m. – 5:00 p.m. Lunch 12:00 – 1:00 p.m.

Veteran's Office

Bishop Office: Monday – Thursday 7:00 a.m. – 5:00 p.m. Closed Friday

Outreach on Thursday's

INYO COUNTY 2017-2018 BUDGET HEARINGS SCHEDULE

Administrative Center, Independence

September 5, 2017, beginning at 10:30 a.m. & continuing as necessary

I. Budget Message: Introduction and Summary of Fiscal Year 2017-2018 CAO Recommended Budget

II. Consent Agenda:

Page

Water	1
Salt Cedar Project	6
Treasurer/Tax Collector	10
Sheriff	15
Animal Control--General	21
CalMet Task Force	26
Domestic Cannabis Eradication/Supression	29
DNA	32
Jail--CAD/RMS Project	35
Jail--General	38
Jail--Safety Personnel	43
Jail--STC	47
Jail Security Project	50
Kitchen Services	53
Off Highway Vehicle Grant	57
RAN	60
Sheriff--Safety Personnel	63
Veterans Service Officer	68
Road	73
State Funded Road Projects	78
Public Works	81
Big Pine Lighting	85
Bishop Airport Operating	89
Bishop Airport Improvement	94
Bishop Airport Improvement--Apron Project	97
Bishop Airport Special Aviation	100
Building & Safety	103
County Services Area #2--ACO	107
Deferred Maintenance	110
Dehy Park Improvements	113
Independence Airport Operating	116
Independence Airport Special Aviation	120
Independence Lighting	123
Independence Water System	127
Independence Water Upgrade	131
Laws Water System	134
Lone Pine/Death Valley Airport Operating	138
Lone Pine/Death Valley Airport Improvement Projects	142
Lone Pine/Death Valley Airport Improve TR-16-043	145
Lone Pine/Death Valley Airport Special Aviation	148
Lone Pine Lighting	151
Lone Pine Water System	155
Maintenance--Buildings & Grounds	159
Shoshone Airport Special Aviation	163
Transportation & Planning Trust	167

II. Consent Agenda Continued:	<i>Page</i>
Assessor	172
Agricultural Commissioner/Sealer	176
Eastern Sierra Weed Management Area Grant	181
Inyo Mosquito Abatement Program	186
Child Support Services	192
Public Administrator/Guardian	197
Probation--General	202
Criminal Justice Realignment*	208
Juvenile Institutions	213
Out of County--Juvenile Hall	219
Planning & Zoning	223
LAFCO	229
Yucca Mountain Oversight Grant	231
Health & Human Services--Health	235
California Children Services--Administration	242
California Children Services	247
CARES Grant 17-18	250
CARES Grant 18-19	254
Community Based Child Abuse Prevention (CBCAP)	257
Child Health & Disability Prevention	262
Community Mental Health	266
Drinking Driver Program	273
Eastern Sierra Area Agency on Aging (ESAAA)	277
First Five Commission	284
FIRST Program	289
Foster Care	294
General Relief	297
Inyo County Gold	301
Maternal Child Health Grant	306
Social Services--General	311
Substance Use Disorders	317
TANF/CalWORKs	322
Tobacco Tax Grant	325
Women, Infants, Children Grant 16-17	330
Women, Infants, Children Grant 17-18	335
Work Investment Act--Program	340
Grand Jury	343
Farm Advisor	346
Lease Rental	351
Range Improvement	354
Environmental Health--General	357
District Attorney	362
District Attorney--Safety	367
OES-VWAC 16-17	371
OES-VWAC 17-18	375
County Counsel	379
County Clerk--General	384
Elections	389
Recorder--Recorders Micrographic	394

II. Consent Agenda Continued:*Page*

Coroner	398
Board of Supervisors	401
Auditor-Controller--General	406
Auditor-Controller--CalPers Refunding Safety	411
Auditor-Controller--Economic Stabilization	414
Auditor-Controller--General Reserves	417
Auditor-Controller--Geothermal	420
Criminal Justice Realignment*	208
General Revenues & Expenditures	423
IFAS Upgrade	427
Insurance, Retirement, OASDI	430
County Administrative Officer--General	432
Accumulated Capital Outlay	437
Computer Systems Fund	440
Computer Upgrade	441
Contingencies	444
County Liability Trust	445
County Library	448
Disaster Services	453
Economic Development	458
Emergency Preparedness	462
Fish & Game	466
General Relief Fund	469
Great Basin APC Grant	472
Homeland Security Grant 15-16	475
Homeland Security Grant 16-17	478
Information Services	481
Law Library	486
Medical Malpractice Trust	489
Motor Pool--Operating	492
Motor Pool--Replacement	496
Museum--General	499
Natural Resource Development	504
Parks & Recreation	507
Personnel	512
2014 Pre-Disaster Mitigation Grant	516
Property Tax Upgrade	520
Public Defender	523
Purchasing Revolving	526
Recycling and Waste Management	529
Risk Management	535
Tecopa Lagoon Project	539
Worker's Compensation	542
Advertising County Resources	545
Grants in Support	551

WATER DEPARTMENT

024102

DEPARTMENTAL FUNCTIONS

The Water Departments responsibilities, as set forth in Inyo County Resolution 99-43, are to assist in the implementation of the County's policy on extraction and use of water. The core activities of the Water Department are management of water resources in Inyo County under the Inyo/Los Angeles Long-Term Water Agreement (LTWA), the Final Environmental Impact Report for the LTWA (FEIR), the Memorandum of Understanding setting forth various requirements for LTWA mitigation projects, and the Inyo County Groundwater Ordinance (Ordinance 1004, which regulates non-LADWP groundwater transfers). These responsibilities are met through development and implementation of water management strategies, environmental monitoring, implementation and monitoring mitigation programs, and providing information to the public through public meetings, the Department's web site, and the Department's annual report. Other functions include representing the County in Inyo-Mono Integrated Regional Water Management Group, assisting in water-related analysis of proposed projects, and developing and implementing state-mandated groundwater monitoring and management plans.

MAJOR ACCOMPLISHMENTS IN FISCAL YEAR 2016-2017

- The Water Departments grant application for the Owens River Water Trail was approved and awarded funding from the California Natural Resources Agency
- The Water Department participated in an effort that resulted in a (JPA) Joint Powers Agreement to form the Indian Wells Groundwater Authority (IWGA)
- The Water Department with assistance from DWR conducted a survey of stakeholders and local eligible agencies in the Owens Valley Groundwater Basin, held public meetings, and provided outreach in preparation of forming a GSA
- The Water Department prepared and submitted a Notice of Decision to become a groundwater sustainability agency for a portion of the Owens Valley Groundwater Basin to the California Department of Water Resources
- The severe wet conditions of this winter have required extra effort by the Water Department, County policy-makers, and LADWP to meet the challenges of the increased flow and additional water spreading in the Owens Valley

GOALS FOR FISCAL YEAR 2017-2018

- Continue to engage with LADWP over water management during this extreme wet winter to manage it's effects and flows
- Continue working with local public agencies, local stakeholders, and State agencies to form a GSA for Owens Valley
- Continue work on the LORP Water Trails grant project
- Work to complete feasibility study of reusing water from the Big Pine wastewater treatment plant with the grant funding provided by California Department of Water Resources
- Work with LADWP to improve the groundwater management prescriptions of the Water Agreement and Green Book

DEPARTMENTAL BUDGET REQUEST FOR FISCAL YEAR 2017-2018

The Department's Fiscal Year 2017-2018 Requested Budget represents an overall increase of \$430,700 in expenditures, and an increase of \$513,783 in revenues, when compared to the Fiscal Year 2016-2017 Board Approved Budget. As a result, the Requested Net County Cost is decreased by \$83,083.

Personnel Costs increased by \$77,847 compared to the Fiscal Year 2016-2017 Board Approved Budget, due to Retiree benefits and an additional seasonal Field Assistant.

Revenues

4301 (INTEREST FROM TREASURY) increased by \$1,500: Rise in interest rates in 2016-17; **4498** (STATE GRANTS) increased by \$500,032: Received grant approval on \$500,000 grant from California Natural Resources Agency; **4563** (CONTRIBUTION FROM DWP) increased by \$39,151: Rise in CPI increases annual contribution; **4821** (INTRA COUNTY CHARGES) increased by \$2,200: Procedural change, Yucca paying rent directly to Water Department for storage; **4998** (OPERATING TRANSFERS IN) decreased by \$29,100: due to a reduction in the LORP MOU consultant contract and reduction in additional contract for LORP projects.

Personnel

The Department's Requested Budget represents no change in the number of fulltime equivalent (FTE) positions that are supported by this budget.

The department is requesting one additional seasonal Field Assistant.

Services & Supplies

5112 (PERSONAL & SAFETY EQUIPMENT) increased by \$150: additional seasonal Field Assistant safety boot reimbursement; **5154** (UNEMPLOYMENT INSURANCE) decreased by \$500: decrease based on 2016-17 expenditures; **5173** (MAINTENANCE OF EQUIPMENT-MATER) decreased by \$1,000: decrease based on 2016-17 expenditures; **5199** (MAINT OF STRUCTURES-MATERIALS) decreased by \$550: decrease based on 2016-17 expenditures; **5232** (OFFICE & OTHER EQUIP < \$5,000) decreased by \$2,902: reduced need this year for scientific equipment; **5263** (ADVERTISING) decreased by \$500: decrease based on 2016-17 expenditures; **5265** (PROFESSIONAL & SPECIAL SERVICE) increased by \$374,402: due to consultant costs for Owens River Water Trail grant; **5291** (OFFICE, SPACE & SITE RENTAL) increased by \$1,000: due to additional meeting facilities required for SGMA and building availability for Water Commission meetings; **5311** (GENERAL OPERATING EXPENSE) decreased by \$3,000: decrease based on 2016-17 expenditures; **5331** (TRAVEL EXPENSE) decreased by \$3,000: decreased travel needs based on 2016-17 expenditures.

Support & Care of Persons

(There are no changes in this object category from the previous fiscal year.)

Fixed Assets

(There are no changes in this object category from the previous fiscal year.)

FISCAL YEAR 2017-2018 REDUCTION IMPACTS TO BASE BUDGET

N/A

FISCAL YEAR 2017-2018 STATE/FEDERAL FUNDING SUMMARY

This years budget includes \$786,050 from state grants, \$286,050 for the Big Pine Recycled Water Project from the California State Water Resources Control Board and \$500,032 for the Owens River Water Trail from the California Department of Natural Resources. Both are reimbursable state grants.

FISCAL YEAR 2017-2018 REGULATORY COMPLIANCE SUMMARY

Sustainable Groundwater Management Act. The Water Department will continue to be active in the formation of a Groundwater Sustainability Agency and development of a Groundwater Sustainability Plan for the Owens Valley, and will continue to support County participation in the Indian Wells Valley Groundwater Authority. So far, these efforts have been supported by staff time and travel budget from the Water Department budget, which diverts resources from Water Agreement related work and projects.

MAJOR POLICY CONSIDERATIONS BEING REQUESTED

Water issues will continue to require continual policy oversight by your Board. Advancing County efforts toward SGMA compliance will require policy and budgetary consideration during the upcoming year. Associated costs for SGMA compliance are not presently quantified, but will be a key goal of this year's SGMA work.

COUNTY OF INYO

BUD002A - BUDGET REQUESTS

RUNDATE: 06/30/2017 TODAY'S DATE: 08/18/2017

FOR FISCAL YEARS: 07/01/2015 - 06/30/18

	YTD ACTUALS 06/30/2016	BOARD APPROVED 06/30/2017	WORKING BUDGET 06/30/2017	YTD ACTUALS 06/30/2017	DEPT REQUESTED 06/30/2018	CAO RECOMM 06/30/2018	BOARD APPROVED 06/30/2018
BUDGET UNIT: 024102 WATER DEPARTMENT							
FUND: 0024 WATER PROJECTS FUND							
REVENUES:							
4301 - INTEREST FROM TREASURY	\$4,996	\$2,500	\$6,500	\$8,011	\$4,000	\$7,000	\$0
REV USE OF MONEY & PROPERTY	\$4,996	\$2,500	\$6,500	\$8,011	\$4,000	\$7,000	\$0
4498 - STATE GRANTS	\$119,529	\$286,050	\$100,000	\$46,091	\$786,082	\$786,082	\$0
4563 - CONTRIBUTION FROM DWP	\$1,421,610	\$1,450,042	\$1,450,042	\$1,460,042	\$1,489,193	\$1,489,193	\$0
AID FROM OTHER GOVT AGENCIES	\$1,541,139	\$1,736,092	\$1,550,042	\$1,506,133	\$2,275,275	\$2,275,275	\$0
4821 - INTRA COUNTY CHARGES	\$141	\$1,000	\$1,000	\$0	\$3,200	\$3,200	\$0
CHARGES FOR CURRENT SERVICES	\$141	\$1,000	\$1,000	\$0	\$3,200	\$3,200	\$0
4998 - OPERATING TRANSFERS IN	\$359,115	\$189,830	\$189,830	\$168,493	\$160,730	\$160,730	\$0
OTHER FINANCING SOURCES	\$359,115	\$189,830	\$189,830	\$168,493	\$160,730	\$160,730	\$0
4922 - SALES OF COPIES	\$359	\$100	\$50	\$36	\$100	\$100	\$0
OTHER REVENUE	\$359	\$100	\$50	\$36	\$100	\$100	\$0
TOTAL REVENUES:	\$1,905,753	\$1,929,522	\$1,747,422	\$1,682,674	\$2,443,305	\$2,446,305	\$0
EXPENSES:							
5001 - SALARIED EMPLOYEES	\$643,771	\$669,681	\$669,681	\$664,305	\$680,427	\$680,427	\$0
5012 - PART TIME EMPLOYEES	\$26,864	\$30,095	\$36,114	\$27,335	\$50,166	\$50,166	\$0
5021 - RETIREMENT & SOCIAL SECURITY	\$50,019	\$54,054	\$54,574	\$51,766	\$56,848	\$56,848	\$0
5022 - PERS RETIREMENT	\$152,403	\$166,122	\$166,122	\$164,536	\$101,559	\$101,559	\$0
5024 - RETIREMENT-UNFUNDED LIAB	\$0	\$0	\$0	\$0	\$73,244	\$73,244	\$0
5025 - RETIREE HEALTH BENEFITS	\$47,638	\$53,421	\$53,421	\$55,262	\$78,620	\$78,620	\$0
5031 - MEDICAL INSURANCE	\$86,719	\$106,406	\$107,583	\$98,564	\$116,129	\$116,129	\$0
5032 - DISABILITY INSURANCE	\$5,155	\$6,829	\$6,829	\$5,602	\$7,168	\$7,168	\$0
5042 - SICK LEAVE BUY OUT	\$4,679	\$5,890	\$5,890	\$3,119	\$6,222	\$6,222	\$0
5043 - OTHER BENEFITS	\$9,673	\$9,638	\$9,638	\$9,637	\$9,600	\$9,600	\$0
SALARIES & BENEFITS	\$1,026,927	\$1,102,136	\$1,109,852	\$1,080,129	\$1,179,983	\$1,179,983	\$0
5112 - PERSONAL & SAFETY EQUIPMENT	\$796	\$1,500	\$1,500	\$656	\$1,650	\$1,650	\$0
5122 - CELL PHONES	\$454	\$500	\$500	\$380	\$500	\$500	\$0
5154 - UNEMPLOYMENT INSURANCE	\$716	\$2,000	\$2,000	\$1,142	\$1,500	\$1,500	\$0

COUNTY OF INYO

BUD002A - BUDGET REQUESTS

RUNDATE: 06/30/2017 TODAY'S DATE: 08/18/2017

FOR FISCAL YEARS: 07/01/2015 - 06/30/18

	YTD ACTUALS 06/30/2016	BOARD APPROVED 06/30/2017	WORKING BUDGET 06/30/2017	YTD ACTUALS 06/30/2017	DEPT REQUESTED 06/30/2018	CAO RECOMM 06/30/2018	BOARD APPROVED 06/30/2018
5173 - MAINTENANCE OF EQUIPMENT-MATER	\$335	\$2,000	\$2,000	\$0	\$1,000	\$1,000	\$0
5199 - MAINT OF STRUCTURES-MATERIALS	\$0	\$1,750	\$1,750	\$0	\$1,200	\$1,200	\$0
5232 - OFFICE & OTHER EQUIP < \$5,000	\$8,337	\$17,902	\$17,902	\$15,010	\$15,000	\$15,000	\$0
5263 - ADVERTISING	\$679	\$1,200	\$1,200	\$1,462	\$700	\$700	\$0
5265 - PROFESSIONAL & SPECIAL SERVICE	\$403,621	\$565,080	\$501,477	\$315,835	\$939,482	\$939,482	\$0
5281 - RENTS & LEASES-EQUIPMENT	\$1,445	\$1,600	\$1,600	\$1,014	\$1,600	\$1,600	\$0
5291 - OFFICE, SPACE & SITE RENTAL	\$51,351	\$52,051	\$52,126	\$51,426	\$53,051	\$53,051	\$0
5301 - SMALL TOOLS & INSTRUMENTS	\$0	\$500	\$500	\$267	\$500	\$500	\$0
5311 - GENERAL OPERATING EXPENSE	\$27,369	\$28,911	\$25,055	\$19,495	\$25,911	\$25,911	\$0
5331 - TRAVEL EXPENSE	\$4,260	\$19,100	\$12,000	\$6,450	\$16,100	\$16,100	\$0
SERVICES & SUPPLIES	\$499,366	\$694,094	\$619,610	\$413,142	\$1,058,194	\$1,058,194	\$0
5121 - INTERNAL CHARGES	\$51,387	\$37,000	\$37,000	\$29,815	\$34,000	\$34,000	\$0
5123 - TECH REFRESH EXPENSE	\$4,386	\$6,647	\$6,647	\$6,647	\$8,117	\$8,117	\$0
5128 - INTERNAL SHREDDING CHARGES	\$212	\$191	\$191	\$191	\$200	\$200	\$0
5129 - INTERNAL COPY CHARGES (NON-IS)	\$2,589	\$2,602	\$2,602	\$2,394	\$1,912	\$1,912	\$0
5152 - WORKERS COMPENSATION	\$12,356	\$13,045	\$13,045	\$13,045	\$22,400	\$22,400	\$0
5155 - PUBLIC LIABILITY INSURANCE	\$7,772	\$7,437	\$7,437	\$7,437	\$8,437	\$8,437	\$0
5315 - COUNTY COST PLAN	\$108,857	\$93,960	\$93,960	\$93,960	\$92,589	\$92,589	\$0
5333 - MOTOR POOL	\$22,401	\$32,000	\$32,000	\$31,543	\$28,980	\$28,980	\$0
INTERNAL CHARGES	\$209,961	\$192,882	\$192,882	\$185,033	\$196,635	\$196,635	\$0
5539 - OTHER AGENCY CONTRIBUTIONS	\$83,618	\$95,000	\$95,000	\$95,000	\$80,000	\$80,000	\$0
OTHER CHARGES	\$83,618	\$95,000	\$95,000	\$95,000	\$80,000	\$80,000	\$0
5650 - EQUIPMENT	\$10,498	\$0	\$0	\$0	\$0	\$0	\$0
FIXED ASSETS	\$10,498	\$0	\$0	\$0	\$0	\$0	\$0
5801 - OPERATING TRANSFERS OUT	\$6,474	\$11,300	\$11,300	\$0	\$11,300	\$0	\$0
OTHER FINANCING USES	\$6,474	\$11,300	\$11,300	\$0	\$11,300	\$0	\$0
TOTAL EXPENSES:	\$1,836,847	\$2,095,412	\$2,028,644	\$1,773,305	\$2,526,112	\$2,514,812	\$0
BUDGET UNIT: 024102 WATER DEPARTMENT	\$68,906	(\$165,890)	(\$281,222)	(\$90,630)	(\$82,807)	(\$68,507)	\$0

SALT CEDAR PROJECT

024502

DEPARTMENTAL FUNCTIONS

The Saltcedar Control Program is responsible for identifying, treating and monitoring saltcedar populations on City of Los Angeles-owned lands within the Owens Valley.

MAJOR ACCOMPLISHMENTS IN FISCAL YEAR 2016-2017

- Burned 85 saltcedar slash piles
- Used rapid assessment survey data to treat saltcedar in the LORP
- Cut, piled, and burned approximately 50 acres in the Goose Lake area
- Cut and piled the entire floodplain surrounding Upper Twin Lake
- Cut and piled the Blackrock Ditch east of the Upper Twin Lake crossover road

GOALS FOR FISCAL YEAR 2017-2018

- Seek grant funding for Salt Cedar Program

DEPARTMENTAL BUDGET REQUEST FOR FISCAL YEAR 2017-2018

The Department's Fiscal Year 2017-2018 Requested Budget represents an overall decrease of \$243,279 in expenditures, and a decrease of \$218,084 in revenues, when compared to the Fiscal Year 2016-2017 Board Approved Budget. As a result, the Requested Net County Cost is decreased by \$25,195.

No grant funding has been obtained at this time for the Salt Cedar program. Without grant funding, the program is very limited from a budget standpoint.

Personnel Costs decreased by \$191,991 compared to the Fiscal Year 2016-2017 Board Approved Budget, due to the retirement of a Field Technician and shortened field season of Salt Cedar program due to the retirement of the Salt Cedar Program Manager.

Revenues

4563 (CONTRIBUTION FROM DWP) decreased by \$218,084: No grant funding at this time.

Personnel

The Department's Requested Budget represents a decrease in the number of fulltime equivalent (FTE) positions that are supported by this budget.

The Salt Cedar program has supported a full time Salt Cedar Program Manager, a half time Field Technician shared by the Ag Commission and six seasonal Field Assistant positions. Our current Salt Cedar Program Manager and half time Field Technician have retired. At this time, we would like to delete the half time Field Technician position and keep the Salt Cedar Program Manager position vacant for one year.

Services & Supplies

5112 (PERSONAL & SAFETY EQUIPMENT) decreased by \$2,000: no grant funding at this time; 5122 (CELL PHONES) decreased by \$50: no grant funding at this time; 5154 (UNEMPLOYMENT INSURANCE) increased by \$8,000: Absence of the fall program will show an increase to unemployment costs; 5173 (MAINTENANCE OF EQUIPMENT-MATER) decreased by \$300: no grant funding at this time; 5263 (ADVERTISING) decreased by \$500: no grant funding at this time; 5265 (PROFESSIONAL & SPECIAL SERVICE) decreased by \$5,700: no grant funding at this time; 5311 (GENERAL OPERATING EXPENSE) decreased by \$20,478: no grant funding at this time; 5331 (TRAVEL EXPENSE) decreased by \$500: no grant funding at this time; 5351 (UTILITIES) decreased by \$200: no grant funding at this time.

Support & Care of Persons

(There are no changes in this object category from the previous fiscal year.)

Fixed Assets

(There are no changes in this object category from the previous fiscal year.)

FISCAL YEAR 2017-2018 REDUCTION IMPACTS TO BASE BUDGET

N/A

FISCAL YEAR 2017-2018 STATE/FEDERAL FUNDING SUMMARY

N/A

FISCAL YEAR 2017-2018 REGULATORY COMPLIANCE SUMMARY

N/A

MAJOR POLICY CONSIDERATIONS BEING REQUESTED

N/A

COUNTY OF INYO

BUD002A - BUDGET REQUESTS

RUNDATE: 06/30/2017 TODAY'S DATE: 08/18/2017

FOR FISCAL YEARS: 07/01/2015 - 06/30/18

	YTD ACTUALS 06/30/2016	BOARD APPROVED 06/30/2017	WORKING BUDGET 06/30/2017	YTD ACTUALS 06/30/2017	DEPT REQUESTED 06/30/2018	CAO RECOMM 06/30/2018	BOARD APPROVED 06/30/2018
BUDGET UNIT: 024502 SALT CEDAR PROJECT							
FUND: 0024 WATER PROJECTS FUND							
REVENUES:							
4563 - CONTRIBUTION FROM DWP	\$133,161	\$292,923	\$292,923	\$424,268	\$74,839	\$74,839	\$0
AID FROM OTHER GOVT AGENCIES	\$133,161	\$292,923	\$292,923	\$424,268	\$74,839	\$74,839	\$0
TOTAL REVENUES:	\$133,161	\$292,923	\$292,923	\$424,268	\$74,839	\$74,839	\$0
EXPENSES:							
5001 - SALARIED EMPLOYEES	\$84,445	\$96,297	\$74,321	\$74,320	\$27,442	\$27,442	\$0
5012 - PART TIME EMPLOYEES	\$99,913	\$90,147	\$76,698	\$76,697	\$0	\$0	\$0
5021 - RETIREMENT & SOCIAL SECURITY	\$13,994	\$14,368	\$11,653	\$11,652	\$2,099	\$2,099	\$0
5022 - PERS RETIREMENT	\$21,557	\$25,713	\$19,415	\$18,727	\$2,415	\$2,415	\$0
5024 - RETIREMENT-UNFUNDED LIAB	\$0	\$0	\$0	\$0	\$13,733	\$13,733	\$0
5031 - MEDICAL INSURANCE	\$10,211	\$11,871	\$16,877	\$12,966	\$3,715	\$3,715	\$0
5032 - DISABILITY INSURANCE	\$714	\$1,880	\$750	\$661	\$274	\$274	\$0
5042 - SICK LEAVE BUY OUT	\$0	\$1,393	\$0	\$0	\$0	\$0	\$0
5043 - OTHER BENEFITS	\$0	\$0	\$5,000	\$3,804	\$0	\$0	\$0
SALARIES & BENEFITS	\$230,837	\$241,669	\$204,714	\$198,829	\$49,678	\$49,678	\$0
5112 - PERSONAL & SAFETY EQUIPMENT	\$1,465	\$2,000	\$1,200	\$1,041	\$0	\$0	\$0
5122 - CELL PHONES	\$5	\$50	\$30	\$6	\$0	\$0	\$0
5154 - UNEMPLOYMENT INSURANCE	\$8,842	\$7,000	\$17,000	\$16,156	\$15,000	\$15,000	\$0
5171 - MAINTENANCE OF EQUIPMENT	\$30	\$0	\$0	\$0	\$0	\$0	\$0
5173 - MAINTENANCE OF EQUIPMENT-MATER	\$279	\$300	\$0	\$0	\$0	\$0	\$0
5263 - ADVERTISING	\$493	\$500	\$300	\$179	\$0	\$0	\$0
5265 - PROFESSIONAL & SPECIAL SERVICE	\$3,121	\$5,700	\$5,000	\$2,737	\$0	\$0	\$0
5311 - GENERAL OPERATING EXPENSE	\$1,158	\$20,478	\$20,478	\$18,616	\$0	\$0	\$0
5331 - TRAVEL EXPENSE	\$0	\$500	\$0	\$0	\$0	\$0	\$0
5351 - UTILITIES	\$0	\$200	\$0	\$0	\$0	\$0	\$0
SERVICES & SUPPLIES	\$15,395	\$36,728	\$44,008	\$38,737	\$15,000	\$15,000	\$0
5152 - WORKERS COMPENSATION	\$34,509	\$26,773	\$26,773	\$26,773	\$5,267	\$5,267	\$0
5155 - PUBLIC LIABILITY INSURANCE	\$2,334	\$2,548	\$2,548	\$2,547	\$2,407	\$2,407	\$0
5315 - COUNTY COST PLAN	\$0	\$19,705	\$19,705	\$19,705	\$17,291	\$17,291	\$0
5333 - MOTOR POOL	\$6,069	\$5,500	\$5,469	\$7,139	\$0	\$0	\$0

COUNTY OF INYO

BUD002A - BUDGET REQUESTS

RUNDATE: 06/30/2017 TODAY'S DATE: 08/18/2017

FOR FISCAL YEARS: 07/01/2015 - 06/30/18

	YTD ACTUALS 06/30/2016	BOARD APPROVED 06/30/2017	WORKING BUDGET 06/30/2017	YTD ACTUALS 06/30/2017	DEPT REQUESTED 06/30/2018	CAO RECOMM 06/30/2018	BOARD APPROVED 06/30/2018
INTERNAL CHARGES	\$42,912	\$54,526	\$54,495	\$56,165	\$24,965	\$24,965	\$0
TOTAL EXPENSES:	\$289,144	\$332,923	\$303,217	\$293,732	\$89,643	\$89,643	\$0
BUDGET UNIT: 024502 SALT CEDAR PROJECT	(\$155,983)	(\$40,000)	(\$10,294)	\$130,536	(\$14,804)	(\$14,804)	\$0

TTC GENERAL

010500

DEPARTMENTAL FUNCTIONS

The Treasury provides investment services that ensure the safety, liquidity and yield on all public funds on deposit. The Treasury Pool reached a new high of over \$135,000,000.00 this fiscal year. This office acts as the depository for the County, School Districts, other Local Agencies as well as Special Districts. As the banker for the Treasury Pool participants, this Department is responsible for initiating, receiving and reconciling over \$550,000,000.00 (1/2 Billion!) dollars worth of transactions annually.

The Tax Collector functions include the billing, collection, enforcement and accounting of over \$46,000,000.00 in annual revenues that benefit all taxing agencies within Inyo County. Real property, personal property and Transient Occupancy Tax are just a few types of tax revenues managed by this Department.

This office, in conjunction with the Auditor-Controller's office, works to ensure that all checks and balances and internal controls are in place and operating as expected. As one half of the coin of oversight, we strive to provide the highest levels of security for all funds on deposit. Securing and maintaining the taxpayers confidence in our operations is a priority for this Department.

MAJOR ACCOMPLISHMENTS IN FISCAL YEAR 2016-2017

- Completed a tax-defaulted land auction that resulted in 100% sales of all Power to Sell properties.
- Continue to maintain one of the top property tax collection rates in the State.
- In conjunction with the Clerk-Recorder, Assessor and Auditor-Controller, we began a community outreach program designed to inform the public about property taxes and what they are used for.
- Realized the first full year of interest earnings from the re-balanced investment portfolio.

GOALS FOR FISCAL YEAR 2017-2018

- Implementation of the PTMS software system.
- Assist with the implementation of the Cannabis Taxation Ordinance, including taxation software.
- Participate in all discussions about online hosting and implement Board directives.

DEPARTMENTAL BUDGET REQUEST FOR FISCAL YEAR 2017-2018

The Department's Fiscal Year 2017-2018 Requested Budget represents an overall increase of \$60,747 in expenditures, and a decrease of \$157,809 in revenues, when compared to the Fiscal Year 2016-2017 Board Approved Budget. As a result, the Requested Net County Cost is increased by \$218,556.

The Revenues, Expenditures and Net County Cost in Fiscal Year 2016-2017 were directly impacted by the costs and recovery of costs of conducting a tax-defaulted land auction. The 2017-2018 budget reflects normal operational costs for a typical, non-auction fiscal year.

Personnel Costs increased by \$87,713 compared to the Fiscal Year 2016-2017 Board Approved Budget, due to restoring the Assistant Treasurer-Tax Collector position after a vacancy of two years. Additionally there is a request for one FTE Office Clerk position to assist with the increase to clerical duties occurring as a result of delayed property tax assessments, cannabis taxation and the potential for online hosting billings and collections.

Revenues

4605 (DELINQUENT TAX SALE FEE) decreased by \$175,000: We are not conducting a tax auction this year. In addition, since we had 100% sales for the 2016-2017 tax auction, there are limited fees/costs to recover at this time; **4825** (OTHER CURRENT CHARGES) increased by \$19,335: The Treasurer's Administrative Fee increased mainly due to the increase in Personnel costs. The purchase of investment management software is responsible for the remainder of the increase; **4959** (MISCELLANEOUS REVENUE) decreased by \$2,144: I am moving forward with placing the property tax information online. This will result in a drastic reduction in the purchase of the data directly from this office.

Personnel

The Department's Requested Budget represents an increase in the number of fulltime equivalent (FTE) positions that are supported by this budget.

Delete 1 Administrative Analyst and restore the Assistant Treasurer-Tax Collector position. The ATTC was vacated in 2015. To achieve some salary savings, I agreed to the temporary employment of an Administrative Analyst for a period of 2 years.

Add 1 Office Clerk. The amount of clerical processing has dramatically increased over the last two years, mainly due to the delayed processing of property assessments from the Assessor's office. This has resulted in this office handling accounts multiple times over as opposed to the normal annual cycles. There are no anticipated adjustments for these occurrences at this time. The addition of cannabis taxation and the potential for online hosting and resulting taxation will be further workload increases.

This office has remained at the 4 FTE staffing levels since the 1980's, while continuing to absorb all workload increases. We have reached maximum capacity.

Services & Supplies

5122 (CELL PHONES) decreased by \$80: This is a result of the renegotiated contract; **5232** (OFFICE & OTHER EQUIP < \$5,000) increased by \$1,150: This increase covers anticipated expenditures should we receive approval for a new staff member; **5263** (ADVERTISING) decreased by \$248: We will not be publishing any tax auction related items this fiscal year; **5265** (PROFESSIONAL & SPECIAL SERVICE) decreased by \$22,452: This is a result of not conducting a tax-defaulted land auction this fiscal year; **5311** (GENERAL OPERATING EXPENSE) decreased by \$1,610: This is a result of not conducting a tax-defaulted land auction this fiscal year; **5351** (UTILITIES) decreased by \$4,700: This is a result of not conducting a tax-defaulted land auction this fiscal year.

Support & Care of Persons

(There are no changes in this object category from the previous fiscal year.)

Fixed Assets

(There are no changes in this object category from the previous fiscal year.)

FISCAL YEAR 2017-2018 REDUCTION IMPACTS TO BASE BUDGET

We would not receive the requested FTE Office Clerk position. This would result in even further processing delays that we are already experiencing due to our increased workloads. We would also have to look at further staffing reductions to achieve the 2016-2017 funding levels.

FISCAL YEAR 2017-2018 STATE/FEDERAL FUNDING SUMMARY

N/A

FISCAL YEAR 2017-2018 REGULATORY COMPLIANCE SUMMARY

N/A

MAJOR POLICY CONSIDERATIONS BEING REQUESTED

With the onset of the Cannabis Legislation and potential for online hosting, I will be asking the Board to consider the implementation of a County Business License program. This can be an effective management tool to ensure compliance with County regulations associated not only with the aforementioned activities, but other Transient Occupancy matters as well as general law enforcement. Any costs associated with the implementation of a business license program should be off-set by a business license fee.

COUNTY OF INYO

BUD002A - BUDGET REQUESTS

RUNDATE: 06/30/2017 TODAY'S DATE: 08/18/2017

FOR FISCAL YEARS: 07/01/2015 - 06/30/18

	YTD ACTUALS 06/30/2016	BOARD APPROVED 06/30/2017	WORKING BUDGET 06/30/2017	YTD ACTUALS 06/30/2017	DEPT REQUESTED 06/30/2018	CAO RECOMM 06/30/2018	BOARD APPROVED 06/30/2018
BUDGET UNIT: 010500 TTC GENERAL							
FUND: 0001 GENERAL FUND							
REVENUES:							
4605 - DELINQUENT TAX SALE FEE	\$3,816	\$175,000	\$175,000	\$182,703	\$0	\$0	\$0
4812 - NSF CHARGES	\$60	\$40	\$40	\$120	\$40	\$40	\$0
4825 - OTHER CURRENT CHARGES	\$273,367	\$274,226	\$274,226	\$274,226	\$293,561	\$293,561	\$0
CHARGES FOR CURRENT SERVICES	\$277,243	\$449,266	\$449,266	\$457,049	\$293,601	\$293,601	\$0
4958 - UNCLAIMED FUNDS	\$9,061	\$2,000	\$2,000	\$0	\$2,000	\$2,000	\$0
4959 - MISCELLANEOUS REVENUE	\$10,550	\$6,895	\$6,895	\$6,667	\$4,751	\$4,751	\$0
OTHER REVENUE	\$19,611	\$8,895	\$8,895	\$6,667	\$6,751	\$6,751	\$0
TOTAL REVENUES:	\$296,854	\$458,161	\$458,161	\$463,716	\$300,352	\$300,352	\$0
EXPENSES:							
5001 - SALARIED EMPLOYEES	\$239,579	\$278,551	\$278,550	\$254,658	\$320,688	\$293,412	\$0
5003 - OVERTIME	\$0	\$5,000	\$5,000	\$2,565	\$5,111	\$5,111	\$0
5012 - PART TIME EMPLOYEES	\$8,131	\$0	\$0	\$0	\$0	\$0	\$0
5021 - RETIREMENT & SOCIAL SECURITY	\$19,368	\$22,498	\$22,498	\$20,505	\$25,559	\$23,472	\$0
5022 - PERS RETIREMENT	\$60,763	\$74,426	\$74,426	\$67,859	\$51,200	\$48,800	\$0
5024 - RETIREMENT-UNFUNDED LIAB	\$0	\$0	\$0	\$0	\$45,777	\$45,777	\$0
5031 - MEDICAL INSURANCE	\$20,418	\$22,783	\$22,783	\$22,488	\$49,414	\$37,869	\$0
5032 - DISABILITY INSURANCE	\$1,153	\$1,779	\$1,779	\$1,394	\$2,235	\$1,963	\$0
5042 - SICK LEAVE BUY OUT	\$0	\$1,085	\$1,086	\$1,085	\$1,107	\$1,107	\$0
5043 - OTHER BENEFITS	\$10,052	\$14,456	\$14,456	\$13,163	\$7,200	\$7,200	\$0
SALARIES & BENEFITS	\$359,468	\$420,578	\$420,578	\$383,719	\$508,291	\$464,711	\$0
5122 - CELL PHONES	\$358	\$500	\$500	\$385	\$420	\$420	\$0
5232 - OFFICE & OTHER EQUIP < \$5,000	\$0	\$1,500	\$5,800	\$5,896	\$2,650	\$2,650	\$0
5263 - ADVERTISING	\$1,483	\$4,150	\$7,650	\$3,530	\$3,902	\$3,902	\$0
5265 - PROFESSIONAL & SPECIAL SERVICE	\$3,700	\$34,410	\$23,610	\$20,066	\$11,958	\$11,958	\$0
5311 - GENERAL OPERATING EXPENSE	\$7,118	\$10,620	\$13,620	\$13,436	\$9,010	\$9,010	\$0
5331 - TRAVEL EXPENSE	\$1,728	\$8,912	\$8,912	\$4,001	\$8,912	\$8,912	\$0
5332 - MILEAGE REIMBURSEMENT	\$0	\$600	\$600	\$0	\$600	\$600	\$0
5351 - UTILITIES	\$779	\$5,500	\$5,500	\$690	\$800	\$800	\$0

COUNTY OF INYO

BUD002A - BUDGET REQUESTS

RUNDATE: 06/30/2017 TODAY'S DATE: 08/18/2017

FOR FISCAL YEARS: 07/01/2015 - 06/30/18

	YTD ACTUALS 06/30/2016	BOARD APPROVED 06/30/2017	WORKING BUDGET 06/30/2017	YTD ACTUALS 06/30/2017	DEPT REQUESTED 06/30/2018	CAO RECOMM 06/30/2018	BOARD APPROVED 06/30/2018
SERVICES & SUPPLIES	\$15,169	\$66,192	\$66,192	\$48,006	\$38,252	\$38,252	\$0
5123 - TECH REFRESH EXPENSE	\$2,290	\$2,830	\$2,830	\$2,830	\$3,632	\$3,632	\$0
5128 - INTERNAL SHREDDING CHARGES	\$81	\$73	\$73	\$73	\$75	\$75	\$0
5129 - INTERNAL COPY CHARGES (NON-IS)	\$184	\$175	\$175	\$228	\$203	\$203	\$0
5152 - WORKERS COMPENSATION	\$3,849	\$3,553	\$3,553	\$3,553	\$4,421	\$4,421	\$0
5155 - PUBLIC LIABILITY INSURANCE	\$2,537	\$2,774	\$2,774	\$2,773	\$3,243	\$3,243	\$0
5333 - MOTOR POOL	\$476	\$3,490	\$3,490	\$2,531	\$2,295	\$2,295	\$0
INTERNAL CHARGES	\$9,417	\$12,895	\$12,895	\$11,989	\$13,869	\$13,869	\$0
TOTAL EXPENSES:	\$384,055	\$499,665	\$499,665	\$443,715	\$560,412	\$516,832	\$0
BUDGET UNIT: 010500 TTC GENERAL	(\$87,201)	(\$41,504)	(\$41,504)	\$20,000	(\$260,060)	(\$216,480)	\$0

SHERIFF - GENERAL

022700

DEPARTMENTAL FUNCTIONS

The Sheriff's General Budget covers the personnel costs of the Sheriff's Administrative Assistant, Dispatchers, Office Managers, Civil Officer, ID Tech, Administrative Analyst (grants) and Reserve Deputy Sheriffs. The budget also covers general operating expenses including supplies, investigation costs, search and rescue, motor pool, communications and training for Safety and non-sworn personnel.

The Sheriff's office currently has one Administrative Assistant, six dispatch positions, two office technicians (one full time and one part time shared with Probation), one civil officer, one evidence technician, one administrative analyst and sixteen reserve deputies.

Training expenses within this budget consist of all training for safety officers (Deputy Sheriffs) and support staff. There is minimum mandated training that all safety officers must attend. The Sheriff's office conducts some training "in-house" but due to lack of personnel and equipment, officers are required to travel out of the county.

The Sheriff's general budget requests a net county cost increase of \$733,238, due to a decrease of \$475,660 in projected revenues and an overall increase of \$257,578 in anticipated expenditures over Fiscal Year 2016-2017. Other than salaries that are paid within this budget, it is difficult to judge from year to year certain expenses, particularly those involved with investigation, search and rescue, disaster, emergency costs and training for safety officers. If there is an increase in any one or more of these areas during the fiscal year, expenses will increase as well as overtime costs.

MAJOR ACCOMPLISHMENTS IN FISCAL YEAR 2016-2017

- The Sheriff's office has continued to utilize social media this fiscal year. This has been a tremendous facilitator for getting information out to the public quickly. Our Public Information Officer (PIO) is trained in all aspects of social media and communications. Our Facebook and Twitter feeds are used to constantly get information out to the public and other government agencies on pressing issues.
- For FY 2016-2017, the Sheriff's office obtained \$59,377 from the competitive OHV grant as well as \$93,947 from the Homeland Security Grant. The OHV grant supplemented overtime associated with county wide OHV patrols as well as coverage of the adventure trails system; provided vehicle maintenance on the Sheriff's OHV Enforcement Detail ATV's, trucks and trailers; and provide for OHV training for patrol deputies. The HSG was used to maintain Reverse 911 subscription - CodeRED; and maintain the ESRI GIS Enterprise License (3-year license, through March 2020) - this license agreement covers all county departments as well as Bishop Fire and Bishop Police.
- The Code-Red emergency notification system continues to be successful for warning the public in emergency and non-emergency situations. Through education and public notices, local communities have become more familiar and cooperative with this reverse 911 system.
- The Sheriff's office continues coordinating quarterly Emergency Unified Command meetings. These meetings bring multiple county government agencies, utility companies, State and Federal mutual cooperators together to meet a common goal in the event of a local disaster.
- Our K-9 and handler have completed basic academy and continue to receive bi-monthly training to maintain skills and gain experience.

GOALS FOR FISCAL YEAR 2017-2018

- Continue to update equipment (car cameras, body cameras, flashlights, body armour, emergency equipment). Maintain and monitor the Sheriff's office website. Maintain and continue to educate and familiarize the public with Code Red emergency notification system and coordinate multi-agency Unified Command meetings.
- Continue the joint task force approach to investigations with the combined MINT team.
- Continue to recruit dispatchers to achieve authorized strength.
- Staff OES and Homeland Security positions to meet ever increasing demands by the State and Federal Government grant requirements.
- Increase the level of community support we continue to enjoy by providing public services within our scope of responsibility and availability. Maintain the outstanding relationships developed with the Board and other county entities, allowing for better public service through cooperation. Continue the program to make Search and Rescue available to meet any rescue need that arises.

DEPARTMENTAL BUDGET REQUEST FOR FISCAL YEAR 2017-2018

The Department's Fiscal Year 2017-2018 Requested Budget represents an overall increase of \$257,580 in expenditures, and a decrease of \$475,660 in revenues, when compared to the Fiscal Year 2016-2017 Board Approved Budget. As a result, the Requested Net County Cost is increased by \$733,240.

Revenues are decreased mainly due to the operating transfer approved last year of \$300,000 in object code 4998, C.O.P.S in the amount of \$141,935 and AB443 in the amount of \$191,732. P.O.S.T has been reduced by \$5,000.

Expenses have increased in various areas, training and equipment costs have increased in response to many newly hired employees and the costs associated with training and outfitting them. Motor pool costs are anticipated to be higher due to our trainee's graduating academy and being in the field.

Personnel Costs increased by \$77,625 compared to the Fiscal Year 2016-2017 Board Approved Budget, due to Unfunded liability and overtime. We currently have two vacant dispatch positions we are recruiting creating a situation that requires overtime to keep the dispatch center staffed 24 hours a day, 7 days a week.

Revenues

4177 (GUN PERMITS) decreased by \$500: Reduced based on prior year actuals; **4485** (STATE - PUBLIC SAFETY SERVICES) decreased by \$20,000: Based on prior years actuals; **4486** (AB443 - SHERIFF) decreased by \$117,098: Will request as expenditures are identified; **4488** (CITIZEN OPTION - PUBLIC SAFETY) decreased by \$33,062: The Sheriff will go before the board when we request approval to spend additional COPS money and the budget will be adjusted at that time; **4765** (P.O.S.T.) decreased by \$5,000: Letter received indicating there will be a reduction in P.O.S.T. reimbursement for training; **4998** (OPERATING TRANSFERS IN) decreased by \$300,000: Transfers determined by the CAO and BOS.

Personnel

The Department's Requested Budget represents no change in the number of fulltime equivalent (FTE) positions that are supported by this budget.

No changes at this time

Services & Supplies

5112 (PERSONAL & SAFETY EQUIPMENT) increased by \$9,200: for ballistic vests for new hires and replacement due to wear and tear, upgrade to rechargeable flashlights for safety personnel; **5122** (CELL PHONES) increased by \$4,504: Additional staff have been issued county cell phones; **5171** (MAINTENANCE OF EQUIPMENT) increased by \$23,330: Same as requested last year, include \$25,000 for radio maintenance provided for OES, other radio maintenance of \$5,000 and an increase in repeater maintenance; **5191** (MAINTENANCE OF STRUCTURES) increased by \$6,500: Quote to paint the exterior of the Lone Pine Sub Station; **5232** (OFFICE & OTHER EQUIP < \$5,000) increased by \$11,562: Due to replacing two broken satellite phones and purchasing another to equip our Shoshone/Tecopa staff; cell and radio signals are unreliable at best in this remote part of the county. Per I/S need to replace four obsolete multi-function machines; **5265** (PROFESSIONAL & SPECIAL SERVICE) increased by \$17,266: Increase \$4,950 to host D.A.R. course, which will be partially reimbursed by other agency attendees and is more cost effective than sending our personnel out of town to receive training; increase for quote to improve exterior of Lone Pine Sub station with retaining wall and signage \$4,500. All other costs remain unchanged from last years requested; **5291** (OFFICE, SPACE & SITE RENTAL) increased by \$1,768: Due to annual increases in rental agreements; **5311** (GENERAL OPERATING EXPENSE) increased by \$15,970: Due to increase in overall operating costs for new employees, memberships and vendor prices; **5313** (LAW ENFORCEMENT SPECIAL) increased by \$14,844: Due to equipment replacement cost increases and new hire equipment; **5330** (TRAVEL EXPENSE-REQUIRED) increased by \$43,739: All travel that is included is required; **5331** (TRAVEL EXPENSE) decreased by \$17,946: All travel that is included is required and expense has been moved to 5330; **5351** (UTILITIES) increased by \$7,687: Due to increase in Satellite Phone minute plans. We need to replace at least two broken satellite phones and have included to purchase an additional satellite phone to equip our Shoshone/Tecopa staff, as cell and radio signals are unreliable in this remote part of the county.

Support & Care of Persons

(There are no changes in this object category from the previous fiscal year.)

Fixed Assets

5650 (EQUIPMENT) decreased by \$18,500: No fixed asset purchases anticipated at this time.

FISCAL YEAR 2017-2018 REDUCTION IMPACTS TO BASE BUDGET

Not applicable

FISCAL YEAR 2017-2018 STATE/FEDERAL FUNDING SUMMARY

Not applicable

FISCAL YEAR 2017-2018 REGULATORY COMPLIANCE SUMMARY

Not applicable

MAJOR POLICY CONSIDERATIONS BEING REQUESTED

No major policy changes at this time.

COUNTY OF INYO

BUD002A - BUDGET REQUESTS

RUNDATE: 06/30/2017 TODAY'S DATE: 08/18/2017

FOR FISCAL YEARS: 07/01/2015 - 06/30/18

	YTD ACTUALS 06/30/2016	BOARD APPROVED 06/30/2017	WORKING BUDGET 06/30/2017	YTD ACTUALS 06/30/2017	DEPT REQUESTED 06/30/2018	CAO RECOMM 06/30/2018	BOARD APPROVED 06/30/2018
BUDGET UNIT: 022700 SHERIFF - GENERAL							
FUND: 0001 GENERAL FUND							
REVENUES:							
4177 - GUN PERMITS	\$6,750	\$6,500	\$6,500	\$5,575	\$6,000	\$6,000	\$0
4178 - FINGERPRINT PERMITS	\$17,011	\$15,000	\$15,000	\$11,095	\$15,000	\$15,000	\$0
4179 - EXPLOSIVE PERMITS	\$74	\$50	\$50	\$145	\$50	\$50	\$0
LICENSES & PERMITS	\$23,835	\$21,550	\$21,550	\$16,815	\$21,050	\$21,050	\$0
4211 - CRIMINAL FINES	\$940	\$1,000	\$1,500	\$1,852	\$1,000	\$1,000	\$0
FINES & FORFEITURES	\$940	\$1,000	\$1,500	\$1,852	\$1,000	\$1,000	\$0
4485 - STATE - PUBLIC SAFETY SERVICES	\$615,034	\$620,000	\$620,000	\$643,760	\$600,000	\$620,000	\$0
4486 - AB443 - SHERIFF	\$22,514	\$161,372	\$191,372	\$0	\$44,274	\$44,274	\$0
4488 - CITIZEN OPTION - PUBLIC SAFETY	\$100,364	\$133,062	\$141,935	\$51,905	\$100,000	\$132,000	\$0
4497 - STATE MANDATE PROGRAMS	\$722	\$0	\$606	\$606	\$0	\$0	\$0
4499 - STATE OTHER	\$9,752	\$10,000	\$10,000	\$4,355	\$10,000	\$10,000	\$0
AID FROM OTHER GOVT AGENCIES	\$748,387	\$924,434	\$963,913	\$700,627	\$754,274	\$806,274	\$0
4671 - CIVIL FINES	\$853	\$0	\$0	\$0	\$0	\$0	\$0
4693 - FOREST SERVICE	\$17,156	\$17,000	\$3,330	\$3,330	\$17,000	\$17,000	\$0
4695 - SEARCH & RESCUE	\$8,246	\$5,000	\$5,000	\$0	\$5,000	\$5,000	\$0
4699 - CIVIL PROCESS SERVICE	\$16,861	\$5,000	\$5,000	\$3,148	\$5,000	\$5,000	\$0
4765 - P.O.S.T.	\$17,797	\$20,000	\$20,000	\$10,640	\$15,000	\$15,000	\$0
4809 - WRAP FEES	\$0	\$1,000	\$1,000	\$0	\$1,000	\$1,000	\$0
4819 - SERVICES & FEES	\$0	\$300	\$300	\$566	\$300	\$300	\$0
4821 - INTRA COUNTY CHARGES	\$1,055	\$0	\$0	\$0	\$0	\$0	\$0
CHARGES FOR CURRENT SERVICES	\$61,971	\$48,300	\$34,630	\$17,685	\$43,300	\$43,300	\$0
4998 - OPERATING TRANSFERS IN	\$1,525	\$300,000	\$300,000	\$0	\$0	\$300,000	\$0
OTHER FINANCING SOURCES	\$1,525	\$300,000	\$300,000	\$0	\$0	\$300,000	\$0
4901 - PRIOR YEARS REVENUE	\$0	\$0	\$43	\$42	\$0	\$0	\$0
4922 - SALES OF COPIES	\$309	\$200	\$50	\$38	\$200	\$200	\$0
4959 - MISCELLANEOUS REVENUE	\$325	\$200	\$500	\$1,006	\$200	\$200	\$0
4961 - REIMBURSED EXPENSES	\$0	\$0	\$0	\$210	\$0	\$0	\$0
4997 - CASH OVER OR SHORT	\$36	\$0	\$0	\$0	\$0	\$0	\$0

COUNTY OF INYO

BUD002A - BUDGET REQUESTS

RUNDATE: 06/30/2017 TODAY'S DATE: 08/18/2017

FOR FISCAL YEARS: 07/01/2015 - 06/30/18

	YTD ACTUALS 06/30/2016	BOARD APPROVED 06/30/2017	WORKING BUDGET 06/30/2017	YTD ACTUALS 06/30/2017	DEPT REQUESTED 06/30/2018	CAO RECOMM 06/30/2018	BOARD APPROVED 06/30/2018
OTHER REVENUE	\$670	\$400	\$593	\$412	\$400	\$400	\$0
TOTAL REVENUES:	\$837,329	\$1,295,684	\$1,322,186	\$737,392	\$820,024	\$1,172,024	\$0
EXPENSES:							
5001 - SALARIED EMPLOYEES	\$625,938	\$655,934	\$576,416	\$618,032	\$655,942	\$655,715	\$0
5003 - OVERTIME	\$44,608	\$35,000	\$90,000	\$71,455	\$90,064	\$75,000	\$0
5005 - HOLIDAY OVERTIME	\$15,168	\$15,557	\$20,557	\$16,096	\$16,591	\$16,591	\$0
5012 - PART TIME EMPLOYEES	\$144,180	\$160,358	\$160,358	\$137,710	\$161,408	\$161,408	\$0
5021 - RETIREMENT & SOCIAL SECURITY	\$63,218	\$65,742	\$65,742	\$64,696	\$68,270	\$68,253	\$0
5022 - PERS RETIREMENT	\$161,715	\$172,013	\$172,013	\$166,598	\$106,365	\$106,326	\$0
5024 - RETIREMENT-UNFUNDED LIAB	\$0	\$0	\$0	\$0	\$96,132	\$96,132	\$0
5031 - MEDICAL INSURANCE	\$103,538	\$137,066	\$124,950	\$107,761	\$114,573	\$114,573	\$0
5032 - DISABILITY INSURANCE	\$5,704	\$7,044	\$7,044	\$6,113	\$7,089	\$7,084	\$0
5034 - EDUCATION REIMBURSEMENT	\$700	\$700	\$700	\$350	\$700	\$700	\$0
5042 - SICK LEAVE BUY OUT	\$2,495	\$4,460	\$4,608	\$4,607	\$5,072	\$5,072	\$0
5043 - OTHER BENEFITS	\$19,974	\$16,384	\$23,500	\$22,372	\$25,680	\$25,680	\$0
5111 - CLOTHING	\$800	\$803	\$800	\$800	\$800	\$800	\$0
SALARIES & BENEFITS	\$1,188,040	\$1,271,061	\$1,246,688	\$1,216,595	\$1,348,686	\$1,333,334	\$0
5112 - PERSONAL & SAFETY EQUIPMENT	\$2,970	\$22,800	\$18,176	\$8,105	\$32,000	\$32,000	\$0
5122 - CELL PHONES	\$7,631	\$8,096	\$8,096	\$9,251	\$12,600	\$12,600	\$0
5171 - MAINTENANCE OF EQUIPMENT	\$19,737	\$20,000	\$18,933	\$12,161	\$43,330	\$20,000	\$0
5173 - MAINTENANCE OF EQUIPMENT-MATER	\$1,438	\$2,300	\$160	\$156	\$2,300	\$1,700	\$0
5175 - MAINTENANCE - FUEL & LUBRICANT	\$0	\$500	\$0	\$0	\$500	\$0	\$0
5191 - MAINTENANCE OF STRUCTURES	\$814	\$1,000	\$0	\$0	\$7,500	\$0	\$0
5199 - MAINT OF STRUCTURES-MATERIALS	\$0	\$200	\$10	\$8	\$200	\$200	\$0
5232 - OFFICE & OTHER EQUIP < \$5,000	\$45,676	\$12,735	\$172,276	\$156,337	\$24,297	\$21,297	\$0
5263 - ADVERTISING	\$684	\$1,500	\$450	\$441	\$1,500	\$1,000	\$0
5265 - PROFESSIONAL & SPECIAL SERVICE	\$43,590	\$40,284	\$45,482	\$40,531	\$57,550	\$40,284	\$0
5281 - RENTS & LEASES-EQUIPMENT	\$4,056	\$4,000	\$4,000	\$3,956	\$4,000	\$4,000	\$0
5291 - OFFICE, SPACE & SITE RENTAL	\$37,897	\$47,702	\$39,392	\$39,391	\$49,470	\$49,470	\$0
5311 - GENERAL OPERATING EXPENSE	\$38,958	\$42,625	\$43,623	\$40,435	\$58,595	\$42,625	\$0
5313 - LAW ENFORCEMENT SPECIAL	\$62,470	\$86,978	\$107,766	\$104,531	\$101,822	\$101,822	\$0
5321 - SPECIAL APPROPRIATION	\$5,000	\$5,000	\$5,000	\$5,000	\$5,000	\$5,000	\$0
5330 - TRAVEL EXPENSE-REQUIRED	\$74,540	\$69,938	\$153,284	\$151,673	\$113,677	\$88,000	\$0

COUNTY OF INYO

BUD002A - BUDGET REQUESTS

RUNDATE: 06/30/2017 TODAY'S DATE: 08/18/2017

FOR FISCAL YEARS: 07/01/2015 - 06/30/18

	YTD ACTUALS 06/30/2016	BOARD APPROVED 06/30/2017	WORKING BUDGET 06/30/2017	YTD ACTUALS 06/30/2017	DEPT REQUESTED 06/30/2018	CAO RECOMM 06/30/2018	BOARD APPROVED 06/30/2018
5331 - TRAVEL EXPENSE	\$17,501	\$17,946	\$0	\$0	\$0	\$0	\$0
5351 - UTILITIES	\$48,384	\$55,000	\$54,000	\$51,471	\$62,687	\$62,687	\$0
SERVICES & SUPPLIES	\$411,351	\$438,604	\$670,648	\$623,452	\$577,028	\$482,685	\$0
5121 - INTERNAL CHARGES	\$0	\$2,100	\$1,395	\$340	\$1,400	\$1,400	\$0
5123 - TECH REFRESH EXPENSE	\$24,158	\$32,214	\$32,214	\$32,214	\$43,098	\$43,098	\$0
5128 - INTERNAL SHREDDING CHARGES	\$636	\$575	\$575	\$575	\$600	\$600	\$0
5129 - INTERNAL COPY CHARGES (NON-IS)	\$3,959	\$4,610	\$4,610	\$3,891	\$3,324	\$3,324	\$0
5152 - WORKERS COMPENSATION	\$30,693	\$18,247	\$18,247	\$18,247	\$17,494	\$17,494	\$0
5155 - PUBLIC LIABILITY INSURANCE	\$9,906	\$8,791	\$8,791	\$8,790	\$10,652	\$10,652	\$0
5333 - MOTOR POOL	\$608,571	\$740,000	\$740,000	\$775,855	\$790,000	\$790,000	\$0
INTERNAL CHARGES	\$677,925	\$806,537	\$805,832	\$839,913	\$866,568	\$866,568	\$0
5650 - EQUIPMENT	\$32,198	\$18,500	\$14,851	\$13,469	\$0	\$0	\$0
FIXED ASSETS	\$32,198	\$18,500	\$14,851	\$13,469	\$0	\$0	\$0
TOTAL EXPENSES:	\$2,309,516	\$2,534,702	\$2,738,019	\$2,693,430	\$2,792,282	\$2,682,587	\$0
BUDGET UNIT: 022700 SHERIFF - GENERAL	(\$1,472,186)	(\$1,239,018)	(\$1,415,833)	(\$1,956,037)	(\$1,972,258)	(\$1,510,563)	\$0

ANIMAL CONTROL - GENERAL

023900

DEPARTMENTAL FUNCTIONS

The Animal Services Division of the Sheriff's Office is primarily charged with enforcing and providing Federal, State and County mandated services to; conduct a rabies control program; provide a low cost vaccination program; prevent/investigate abuse and/or neglect to animals; investigate animal bites, livestock attacks, injured animals, potentially dangerous or vicious dog attacks and respond to and take enforcement actions if needed.

The A/S division supplies requested local services in the form of impoundment of unwanted or stray animals, leash law patrol/enforcement; humane euthanasia; nuisance complaint investigation/action; trapping equipment/animal dispositions; public education; is the source for animal control information and assists other agencies as required.

The A/S division operates and maintains the animal shelter providing adequate nutrition/water/health services; maintenance of records for impounded animal dispositions; adoptions to the public along with educational and spay/neutering programs.

MAJOR ACCOMPLISHMENTS IN FISCAL YEAR 2016-2017

- Through increased adoptions, with the help of local rescue and support groups and a successful program of returning animals to their owners, the rate of euthanasia of animals continues to be at the lowest level ever in the history of this department.
- Maintained a high level of exposure throughout the County by continuous and aggressive patrols.
- Worked closely with the District Attorney's office to enforce laws on animal abuse and neglect.
- The Animal Services Supervisor completed the Advanced Animal Law Enforcement Academy and our newest officer completed the Euthanasia training.
- Provided orientations for volunteers at the shelter.

GOALS FOR FISCAL YEAR 2017-2018

- Maintain a supportive affiliation with the local rescue and support groups and assist their efforts with off-site adoption events.
- Ensure rabies vaccination compliance with an emphasis on license enforcement.
- Publicize the Inyo County Sheriff's Animal Shelter through media contacts and promote the services that are provided by the Shelter.
- Continue with our efforts to ensure that the public is served as promptly and as efficiently as possible.
- Provide continuing education for Animal Officers, shelter staff and volunteers.

DEPARTMENTAL BUDGET REQUEST FOR FISCAL YEAR 2017-2018

The Department's Fiscal Year 2017-2018 Requested Budget represents an overall increase of \$44,824 in expenditures, and an increase of \$3,375 in revenues, when compared to the Fiscal Year 2016-2017 Board Approved Budget. As a result, the Requested Net County Cost is increased by \$41,449.

Personnel Costs increased by \$35,282 compared to the Fiscal Year 2016-2017 Board Approved Budget, due to the \$44,862 increase in Retirement-Unfunded Liability.

Revenues

4101 (ANIMAL LICENSES) increased by \$3,375: This department anticipates increasing our fees this fiscal year in order to offset an increase in costs.

Personnel

The Department's Requested Budget represents no change in the number of fulltime equivalent (FTE) positions that are supported by this budget.

There are no changes in FTE's.

Services & Supplies

5232 (OFFICE & OTHER EQUIP < \$5,000) decreased by \$5,596: We will not be purchasing additional software for the shelter this fiscal year; **5260** (HEALTH - EMPLOYEE PHYSICALS) increased by \$500: With the resignation of one of our attendants, we anticipate the hiring of one new shelter attendant; **5265** (PROFESSIONAL & SPECIAL SERVICE) increased by \$5,350: Professional Services costs have increased due to increased costs for animal care requiring vet services, made necessary by the increased population of animals housed at the shelter, as well as an annual maintenance agreement for the shelter software; **5311** (GENERAL OPERATING EXPENSE) increased by \$9,442: General Operating costs increased due to increased costs for animal food, supplies and medications, made necessary by the increased population of animals housed at the shelter.

Support & Care of Persons

(There are no changes in this object category from the previous fiscal year.)

Fixed Assets

(There are no changes in this object category from the previous fiscal year.)

FISCAL YEAR 2017-2018 REDUCTION IMPACTS TO BASE BUDGET

N/A

FISCAL YEAR 2017-2018 STATE/FEDERAL FUNDING SUMMARY

The Department's FY 2017-2018 Requested budget identifies two sources of State-derived revenue, State Motor Vehicle In Lieu Tax (VLF) and Health Realignment. This revenue makes up approximately 88% of the budget's \$281,319 revenue. This State-derived funding helps support this department with staffing, patrol and animal care.

FISCAL YEAR 2017-2018 REGULATORY COMPLIANCE SUMMARY

N/A

MAJOR POLICY CONSIDERATIONS BEING REQUESTED

N/A

COUNTY OF INYO

BUD002A - BUDGET REQUESTS

RUNDATE: 06/30/2017 TODAY'S DATE: 08/18/2017

FOR FISCAL YEARS: 07/01/2015 - 06/30/18

	YTD ACTUALS 06/30/2016	BOARD APPROVED 06/30/2017	WORKING BUDGET 06/30/2017	YTD ACTUALS 06/30/2017	DEPT REQUESTED 06/30/2018	CAO RECOMM 06/30/2018	BOARD APPROVED 06/30/2018
BUDGET UNIT: 023900 ANIMAL CONTROL - GENERAL							
FUND: 0001 GENERAL FUND							
REVENUES:							
4101 - ANIMAL LICENSES	\$23,976	\$27,000	\$27,000	\$22,803	\$30,375	\$27,000	\$0
LICENSES & PERMITS	\$23,976	\$27,000	\$27,000	\$22,803	\$30,375	\$27,000	\$0
4212 - ANIMAL FINES	\$4,765	\$5,000	\$5,000	\$6,176	\$5,000	\$5,000	\$0
FINES & FORFEITURES	\$4,765	\$5,000	\$5,000	\$6,176	\$5,000	\$5,000	\$0
4411 - STATE MOTOR VEHICLE IN LIEU TX	\$132,070	\$129,658	\$129,658	\$75,746	\$129,658	\$151,845	\$0
4430 - HEALTH REALIGNMENT	\$85,312	\$116,286	\$116,286	\$51,364	\$116,286	\$116,286	\$0
AID FROM OTHER GOVT AGENCIES	\$217,382	\$245,944	\$245,944	\$127,110	\$245,944	\$268,131	\$0
4676 - RESTITUTION	\$0	\$0	\$1,720	\$1,719	\$0	\$0	\$0
CHARGES FOR CURRENT SERVICES	\$0	\$0	\$1,720	\$1,719	\$0	\$0	\$0
TOTAL REVENUES:	\$246,123	\$277,944	\$279,664	\$157,809	\$281,319	\$300,131	\$0
EXPENSES:							
5001 - SALARIED EMPLOYEES	\$203,834	\$222,969	\$222,969	\$227,392	\$228,926	\$232,199	\$0
5003 - OVERTIME	\$26,461	\$27,196	\$27,196	\$23,670	\$27,785	\$27,785	\$0
5004 - STANDBY TIME	\$7,438	\$7,435	\$7,435	\$7,277	\$8,680	\$8,680	\$0
5005 - HOLIDAY OVERTIME	\$852	\$1,946	\$1,946	\$915	\$1,737	\$1,737	\$0
5012 - PART TIME EMPLOYEES	\$34,789	\$37,018	\$37,018	\$33,008	\$42,908	\$29,654	\$0
5021 - RETIREMENT & SOCIAL SECURITY	\$21,190	\$23,577	\$23,577	\$22,178	\$23,636	\$22,990	\$0
5022 - PERS RETIREMENT	\$44,054	\$49,865	\$49,865	\$50,027	\$28,870	\$29,157	\$0
5024 - RETIREMENT-UNFUNDED LIAB	\$0	\$0	\$0	\$0	\$44,862	\$44,862	\$0
5031 - MEDICAL INSURANCE	\$42,944	\$48,647	\$48,647	\$42,222	\$46,079	\$46,079	\$0
5032 - DISABILITY INSURANCE	\$1,960	\$2,664	\$2,664	\$2,176	\$2,612	\$2,661	\$0
5042 - SICK LEAVE BUY OUT	\$802	\$2,250	\$2,250	\$1,932	\$2,791	\$2,791	\$0
5043 - OTHER BENEFITS	\$10,715	\$4,819	\$4,819	\$4,818	\$4,800	\$4,800	\$0
5111 - CLOTHING	\$3,577	\$4,818	\$4,818	\$4,600	\$4,800	\$4,800	\$0
SALARIES & BENEFITS	\$398,621	\$433,204	\$433,204	\$420,221	\$468,486	\$458,195	\$0
5122 - CELL PHONES	\$2,109	\$1,800	\$1,800	\$2,054	\$1,800	\$1,800	\$0
5171 - MAINTENANCE OF EQUIPMENT	\$0	\$200	\$200	\$0	\$200	\$200	\$0

COUNTY OF INYO

BUD002A - BUDGET REQUESTS

RUNDATE: 06/30/2017 TODAY'S DATE: 08/18/2017

FOR FISCAL YEARS: 07/01/2015 - 06/30/18

	YTD ACTUALS 06/30/2016	BOARD APPROVED 06/30/2017	WORKING BUDGET 06/30/2017	YTD ACTUALS 06/30/2017	DEPT REQUESTED 06/30/2018	CAO RECOMM 06/30/2018	BOARD APPROVED 06/30/2018
5173 - MAINTENANCE OF EQUIPMENT-MATER	\$0	\$76	\$76	\$0	\$76	\$76	\$0
5232 - OFFICE & OTHER EQUIP < \$5,000	\$6,170	\$13,100	\$2,875	\$2,744	\$7,504	\$7,504	\$0
5260 - HEALTH - EMPLOYEE PHYSICALS	\$0	\$0	\$0	\$0	\$500	\$500	\$0
5265 - PROFESSIONAL & SPECIAL SERVICE	\$12,043	\$17,045	\$31,990	\$32,435	\$22,395	\$22,395	\$0
5311 - GENERAL OPERATING EXPENSE	\$38,495	\$45,000	\$48,556	\$33,812	\$54,442	\$54,442	\$0
5330 - TRAVEL EXPENSE-REQUIRED	\$3,435	\$0	\$288	\$298	\$0	\$0	\$0
5331 - TRAVEL EXPENSE	\$4,568	\$5,217	\$4,929	\$3,907	\$5,217	\$5,217	\$0
5351 - UTILITIES	\$5,855	\$3,950	\$3,950	\$2,555	\$3,950	\$3,950	\$0
SERVICES & SUPPLIES	\$72,678	\$86,388	\$94,664	\$77,807	\$96,084	\$96,084	\$0
5121 - INTERNAL CHARGES	\$1,979	\$2,268	\$2,268	\$1,816	\$2,268	\$2,268	\$0
5123 - TECH REFRESH EXPENSE	\$1,832	\$3,962	\$3,962	\$3,962	\$3,632	\$3,632	\$0
5128 - INTERNAL SHREDDING CHARGES	\$160	\$144	\$144	\$144	\$150	\$150	\$0
5129 - INTERNAL COPY CHARGES (NON-IS)	\$30	\$42	\$42	\$0	\$10	\$10	\$0
5152 - WORKERS COMPENSATION	\$22,554	\$27,995	\$27,995	\$27,995	\$19,574	\$19,574	\$0
5155 - PUBLIC LIABILITY INSURANCE	\$2,496	\$2,639	\$2,639	\$2,638	\$3,667	\$3,667	\$0
5333 - MOTOR POOL	\$35,577	\$45,000	\$45,000	\$44,449	\$52,595	\$45,000	\$0
INTERNAL CHARGES	\$64,629	\$82,050	\$82,050	\$81,006	\$81,896	\$74,301	\$0
TOTAL EXPENSES:	\$535,928	\$601,642	\$609,918	\$579,035	\$646,466	\$628,580	\$0
BUDGET UNIT: 023900 ANIMAL CONTROL - GENERAL	(\$289,805)	(\$323,698)	(\$330,254)	(\$421,225)	(\$365,147)	(\$328,449)	\$0

CALMET TASK FORCE

671413

DEPARTMENTAL FUNCTIONS

The California Multi-Jurisdictional Methamphetamine Enforcement Team (Cal-MMET) program is dedicated state grant funds provided to California County Sheriff's to bolster methamphetamine enforcement efforts. This is the ninth year the grant has been available to the Inyo County Sheriff's Office. The main recipient of the grant will be our multi-agency Major Investigation and Narcotics Task Force (MINT). The Cal-MMET grant will be used to fund the MINT's methamphetamine enforcement efforts. The Cal-MMET grant will be used to cover normal operating expenses such as cell phones, training, rent, utilities, etc. There is no time frame in which the grant money has to be spent. Any unused monies will remain in the fund balance and will be available for use.

MAJOR ACCOMPLISHMENTS IN FISCAL YEAR 2016-2017

- During 2016, seized 63 grams of methamphetamine with a street value of \$5,051, 6 grams of cocaine with a street value of \$563 and 158 grams of marijuana with a street value of \$3,958.
- Investigated 10 drug related cases, with 8 arrests and prosecuted 4 major felony drug cases.

GOALS FOR FISCAL YEAR 2017-2018

- Reduction in methamphetamine production, distribution and availability locally.
- Reduction in methamphetamine related offenses.
- Reduction in hazardous waste sites and physical property damage associated with methamphetamine manufacturing.
- Reduction in medical responses associated with methamphetamine use.
- Support the MINT daily operations including, but not limited to, office expenses and training.

DEPARTMENTAL BUDGET REQUEST FOR FISCAL YEAR 2017-2018

The Department's Fiscal Year 2017-2018 Requested Budget represents an overall increase of \$1,294 in expenditures, and an increase of \$0 in revenues, when compared to the Fiscal Year 2016-2017 Board Approved Budget. As a result, the Requested Net County Cost is increased by \$1,294.

Based on the two prior fiscal years revenue, we anticipate receiving more revenue than budgeted. Since this is just an estimate, the anticipated revenue amount was left unchanged. The increase in expenditures is due to additional training. With the many personnel changes throughout the Sheriff's office, many positions have been back filled with internal recruitments, which require training. There is sufficient fund balance to cover these expenses.

Personnel Costs did not change compared to the Fiscal Year 2016-2017 Board Approved Budget.

Revenues

(There are no changes in this object category from the previous fiscal year.)

Personnel

The Department's Requested Budget represents no change in the number of fulltime equivalent (FTE) positions that are supported by this budget.

This grant helps offset expenditures of \$20,000 of overtime reimbursed for Sheriff's Safety Budget 022710 for MINT deputies. Additionally, a \$25,000 reimbursement to Sheriff Safety Budget 022710 to help partially offset one of the investigators salaries.

Services & Supplies

5232 (OFFICE & OTHER EQUIP < \$5,000) decreased by \$3,770: Decreased due to less anticipated equipment purchases; **5311** (GENERAL OPERATING EXPENSE) decreased by \$750: Based on prior year actuals; **5330** (TRAVEL EXPENSE-REQUIRED) increased by \$9,428: Increase due to new staff requiring training and separating between object codes 5330 and 5331; **5331** (TRAVEL EXPENSE) decreased by \$6,360: Decrease due to separating mandatory travel into object code 5330.

Support & Care of Persons

(There are no changes in this object category from the previous fiscal year.)

Fixed Assets

(There are no changes in this object category from the previous fiscal year.)

FISCAL YEAR 2017-2018 REDUCTION IMPACTS TO BASE BUDGET

There are no reduction impacts anticipated at this time.

FISCAL YEAR 2017-2018 STATE/FEDERAL FUNDING SUMMARY

The Cal-EMA Cal-Met Program through Local Enforcement Services Account (LESA) funds allocated the grant to California counties. There is no ending date to spend the grant award. We anticipate receiving the same amount, if not more, than in 2015-2016 and 2016-2017.

FISCAL YEAR 2017-2018 REGULATORY COMPLIANCE SUMMARY

There is no regulatory compliance being requested at this time.

MAJOR POLICY CONSIDERATIONS BEING REQUESTED

No major changes at this time.

COUNTY OF INYO

BUD002A - BUDGET REQUESTS

RUNDATE: 06/30/2017 TODAY'S DATE: 08/18/2017

FOR FISCAL YEARS: 07/01/2015 - 06/30/18

	YTD ACTUALS 06/30/2016	BOARD APPROVED 06/30/2017	WORKING BUDGET 06/30/2017	YTD ACTUALS 06/30/2017	DEPT REQUESTED 06/30/2018	CAO RECOMM 06/30/2018	BOARD APPROVED 06/30/2018
BUDGET UNIT: 671413 CALMET TASK FORCE							
FUND: 6193 CALMET TASK FORCE							
REVENUES:							
4498 - STATE GRANTS	\$125,493	\$122,558	\$122,558	\$123,060	\$122,558	\$122,558	\$0
AID FROM OTHER GOVT AGENCIES	\$125,493	\$122,558	\$122,558	\$123,060	\$122,558	\$122,558	\$0
TOTAL REVENUES:	<u>\$125,493</u>	<u>\$122,558</u>	<u>\$122,558</u>	<u>\$123,060</u>	<u>\$122,558</u>	<u>\$122,558</u>	<u>\$0</u>
EXPENSES:							
5122 - CELL PHONES	\$3,148	\$3,900	\$3,900	\$2,116	\$3,900	\$3,900	\$0
5171 - MAINTENANCE OF EQUIPMENT	\$43	\$580	\$580	\$0	\$580	\$580	\$0
5232 - OFFICE & OTHER EQUIP < \$5,000	\$2,412	\$7,250	\$7,250	\$2,730	\$3,480	\$3,480	\$0
5265 - PROFESSIONAL & SPECIAL SERVICE	\$0	\$2,000	\$7,000	\$0	\$2,000	\$2,000	\$0
5281 - RENTS & LEASES-EQUIPMENT	\$0	\$960	\$960	\$0	\$960	\$960	\$0
5291 - OFFICE, SPACE & SITE RENTAL	\$25,092	\$25,092	\$25,092	\$25,092	\$25,092	\$25,092	\$0
5311 - GENERAL OPERATING EXPENSE	\$4,167	\$8,400	\$8,400	\$4,401	\$7,650	\$7,650	\$0
5330 - TRAVEL EXPENSE-REQUIRED	\$0	\$0	\$0	\$0	\$9,428	\$9,428	\$0
5331 - TRAVEL EXPENSE	\$0	\$6,360	\$6,360	\$46	\$0	\$0	\$0
5351 - UTILITIES	\$9,676	\$10,640	\$10,640	\$9,208	\$10,640	\$10,640	\$0
SERVICES & SUPPLIES	\$44,540	\$65,182	\$70,182	\$43,594	\$63,730	\$63,730	\$0
5121 - INTERNAL CHARGES	\$39,309	\$45,000	\$45,000	\$45,083	\$45,000	\$45,000	\$0
5315 - COUNTY COST PLAN	\$765	\$1,205	\$1,205	\$1,205	\$3,951	\$3,951	\$0
INTERNAL CHARGES	\$40,074	\$46,205	\$46,205	\$46,288	\$48,951	\$48,951	\$0
TOTAL EXPENSES:	<u>\$84,615</u>	<u>\$111,387</u>	<u>\$116,387</u>	<u>\$89,883</u>	<u>\$112,681</u>	<u>\$112,681</u>	<u>\$0</u>
BUDGET UNIT: 671413 CALMET TASK FORCE	\$40,878	\$11,171	\$6,171	\$33,176	\$9,877	\$9,877	\$0

CANNABIS SUPPRESSION

671507

DEPARTMENTAL FUNCTIONS

The Domestic Cannabis Eradication/Suppression Grant is a grant dedicated to the investigation of marijuana cultivation. The United States Drug Enforcement Administration (DEA) administers the grants through the United States Department of Justice. DEA awards the grants to local law enforcement agencies to augment marijuana enforcement activities. The grant is being used to equip, train and fund the Inyo Narcotic Enforcement Team's (INET) efforts in suppressing/eradicating local marijuana cultivations. MINT assisted outside agencies with operations. The grant award for 2017 is \$5,000 and must be expended by September 30, 2017. An audit report, drafted pursuant to federal guidelines, must be submitted by October 14, 2017.

MAJOR ACCOMPLISHMENTS IN FISCAL YEAR 2016-2017

- We assisted Mono County and U.S. Forest Service Law Enforcement in investigating and eradicating a garden
- Utilized 4x4 vehicles to surveil terrain, OHV's to access remote areas and hiked areas where vehicles were unable to target grow sites
- Investigated possible marijuana gardens, marijuana sales cases, mapped possible marijuana gardens and gathered intelligence information

GOALS FOR FISCAL YEAR 2017-2018

- Locate and eradicate marijuana cultivation sites throughout Inyo County and continue to assist outside agencies within Inyo County
- Identify and apprehend all persons responsible for the cultivation sites
- Reduce marijuana production and distribution within Inyo County
- Reduce hazardous waste associated with marijuana cultivation and assist other law enforcement agencies with the clean up of eradicated cultivations
- Maintain grant funding for the operation of the MINT task force

DEPARTMENTAL BUDGET REQUEST FOR FISCAL YEAR 2017-2018

The Department's Fiscal Year 2017-2018 Requested Budget represents an overall increase of \$0 in expenditures, and an increase of \$0 in revenues, when compared to the Fiscal Year 2016-2017 Board Approved Budget. As a result, the Requested Net County Cost is increased by \$0.

Personnel Costs did not change compared to the Fiscal Year 2016-2017 Board Approved Budget.

Revenues

(There are no changes in this object category from the previous fiscal year.)

Personnel

The Department's Requested Budget represents no change in the number of fulltime equivalent (FTE) positions that are supported by this budget.

There are no personnel in this budget.

Services & Supplies

5112 (PERSONAL & SAFETY EQUIPMENT) increased by \$0: Purchase trail cameras, cutting tools, STABO and other safety equipment; **5265** (PROFESSIONAL & SPECIAL SERVICE) increased by \$0: Preferred Septic fees; **5281** (RENTS & LEASES-EQUIPMENT) increased by \$0: Dump fees; **5331** (TRAVEL EXPENSE) increased by \$0: Hotel expense for helicopter pilots (flyovers to locate gardens).

Support & Care of Persons

(There are no changes in this object category from the previous fiscal year.)

Fixed Assets

(There are no changes in this object category from the previous fiscal year.)

FISCAL YEAR 2017-2018 REDUCTION IMPACTS TO BASE BUDGET

N/A

FISCAL YEAR 2017-2018 STATE/FEDERAL FUNDING SUMMARY

The Drug Enforcement Agency (DEA), pursuant to the authority of 21 U.S.C§873, provides certain necessary funding for the eradication and suppression of marijuana cultivation. These funds are awarded mid-calendar year and must be expended by September 30th. Any unexpended funds must be refunded to the DEA by October 14, 2017.

FISCAL YEAR 2017-2018 REGULATORY COMPLIANCE SUMMARY

N/A

MAJOR POLICY CONSIDERATIONS BEING REQUESTED

No major policy changes are being considered.

COUNTY OF INYO

BUD002A - BUDGET REQUESTS

RUNDATE: 06/30/2017 TODAY'S DATE: 08/18/2017

FOR FISCAL YEARS: 07/01/2015 - 06/30/18

	YTD ACTUALS 06/30/2016	BOARD APPROVED 06/30/2017	WORKING BUDGET 06/30/2017	YTD ACTUALS 06/30/2017	DEPT REQUESTED 06/30/2018	CAO RECOMM 06/30/2018	BOARD APPROVED 06/30/2018
BUDGET UNIT: 671507 CANNABIS SUPPRESSION							
FUND: 6738 CANNABIS SUPPRESSION							
REVENUES:							
4555 - FEDERAL GRANTS	\$15,000	\$5,000	\$5,000	\$10,000	\$5,000	\$5,000	\$0
AID FROM OTHER GOVT AGENCIES	\$15,000	\$5,000	\$5,000	\$10,000	\$5,000	\$5,000	\$0
TOTAL REVENUES:	\$15,000	\$5,000	\$5,000	\$10,000	\$5,000	\$5,000	\$0
EXPENSES:							
5003 - OVERTIME	\$0	\$3,690	\$3,377	\$3,377	\$3,690	\$3,690	\$0
SALARIES & BENEFITS	\$0	\$3,690	\$3,377	\$3,377	\$3,690	\$3,690	\$0
5112 - PERSONAL & SAFETY EQUIPMENT	\$0	\$500	\$0	\$0	\$500	\$500	\$0
5265 - PROFESSIONAL & SPECIAL SERVICE	\$0	\$290	\$0	\$0	\$290	\$290	\$0
5281 - RENTS & LEASES-EQUIPMENT	\$0	\$200	\$0	\$0	\$200	\$200	\$0
5331 - TRAVEL EXPENSE	\$0	\$320	\$0	\$0	\$320	\$320	\$0
5499 - PRIOR YEAR REFUNDS	\$4,567	\$0	\$1,623	\$1,622	\$0	\$0	\$0
SERVICES & SUPPLIES	\$4,567	\$1,310	\$1,623	\$1,622	\$1,310	\$1,310	\$0
5315 - COUNTY COST PLAN	\$432	\$0	\$0	\$0	\$0	\$0	\$0
INTERNAL CHARGES	\$432	\$0	\$0	\$0	\$0	\$0	\$0
TOTAL EXPENSES:	\$4,999	\$5,000	\$5,000	\$5,000	\$5,000	\$5,000	\$0
BUDGET UNIT: 671507 CANNABIS SUPPRESSION	\$10,000	\$0	\$0	\$5,000	\$0	\$0	\$0

DNA 056605

DEPARTMENTAL FUNCTIONS

Maintain financial records for all activities relating to the collection of DNA specimens, samples and print impressions; for expenditures/administration costs incurred to comply with Penal Code section 298(b)(5).

The RAN/DNA board, which consists of Sheriff Lutze, DA Hardy, Probation Chief Thompson and Bishop Police Chief Stec approves the expenditures for the coming fiscal year.

MAJOR ACCOMPLISHMENTS IN FISCAL YEAR 2016-2017

- One forensic analysis was paid for with these funds
- One paternity test was paid for with these funds

GOALS FOR FISCAL YEAR 2017-2018

- To reimburse local Sheriff and other law enforcement agencies including probation for collection of DNA specimens, samples and print impressions; for expenditures/administration costs incurred to comply with Penal Code section 298(b)(5).

DEPARTMENTAL BUDGET REQUEST FOR FISCAL YEAR 2017-2018

The Department's Fiscal Year 2017-2018 Requested Budget represents an overall increase of \$0 in expenditures, and an increase of \$0 in revenues, when compared to the Fiscal Year 2016-2017 Board Approved Budget. As a result, the Requested Net County Cost is increased by \$0.

Personnel Costs did not change compared to the Fiscal Year 2016-2017 Board Approved Budget.

Revenues

(There are no changes in this object category from the previous fiscal year.)

Personnel

The Department's Requested Budget represents no change in the number of fulltime equivalent (FTE) positions that are supported by this budget.

There are no personnel funded in this budget.

Services & Supplies

(There are no changes in this object category from the previous fiscal year.)

Support & Care of Persons

(There are no changes in this object category from the previous fiscal year.)

Fixed Assets

(There are no changes in this object category from the previous fiscal year.)

FISCAL YEAR 2017-2018 REDUCTION IMPACTS TO BASE BUDGET

N/A

FISCAL YEAR 2017-2018 STATE/FEDERAL FUNDING SUMMARY

DNA funding is accumulated through penalties and forfeiture levied on criminal offenses including traffic offenses, but excluding parking offenses. There are no general fund monies involved. Funding is received quarterly and is to be expended by June 30, 2018.

FISCAL YEAR 2017-2018 REGULATORY COMPLIANCE SUMMARY

Funding to be used for reimbursement for expenditures/administration costs incurred to comply with Penal Code section 298(b)(5)-State of California, Department of Justice.

MAJOR POLICY CONSIDERATIONS BEING REQUESTED

N/A

COUNTY OF INYO

BUD002A - BUDGET REQUESTS

RUNDATE: 06/30/2017 TODAY'S DATE: 08/18/2017

FOR FISCAL YEARS: 07/01/2015 - 06/30/18

	YTD ACTUALS 06/30/2016	BOARD APPROVED 06/30/2017	WORKING BUDGET 06/30/2017	YTD ACTUALS 06/30/2017	DEPT REQUESTED 06/30/2018	CAO RECOMM 06/30/2018	BOARD APPROVED 06/30/2018
BUDGET UNIT: 056605 DNA							
FUND: 0001 GENERAL FUND							
REVENUES:							
4211 - CRIMINAL FINES	\$1,831	\$10,000	\$10,000	\$1,496	\$10,000	\$10,000	\$0
FINES & FORFEITURES	\$1,831	\$10,000	\$10,000	\$1,496	\$10,000	\$10,000	\$0
TOTAL REVENUES:	<u>\$1,831</u>	<u>\$10,000</u>	<u>\$10,000</u>	<u>\$1,496</u>	<u>\$10,000</u>	<u>\$10,000</u>	<u>\$0</u>
EXPENSES:							
5265 - PROFESSIONAL & SPECIAL SERVICE	\$1,831	\$10,000	\$10,000	\$1,496	\$10,000	\$10,000	\$0
SERVICES & SUPPLIES	\$1,831	\$10,000	\$10,000	\$1,496	\$10,000	\$10,000	\$0
TOTAL EXPENSES:	<u>\$1,831</u>	<u>\$10,000</u>	<u>\$10,000</u>	<u>\$1,496</u>	<u>\$10,000</u>	<u>\$10,000</u>	<u>\$0</u>
BUDGET UNIT: 056605 DNA	\$0	\$0	\$0	\$0	\$0	\$0	\$0

JAIL - CAD RMS PROJECT 022950

DEPARTMENTAL FUNCTIONS

Our office purchased the Jail and Records Management and Computer Aided Dispatch System from Sun Ridge Systems, Inc. in 2006. These three components are all integrated into one central database through proprietary operating software and a mirror server system. Annual service and maintenance through Sun Ridge Systems, Inc. is required to keep this system operating and updated.

MAJOR ACCOMPLISHMENTS IN FISCAL YEAR 2016-2017

- Continued the maintenance and service of the CAD/RMS system with Sun Ridge Systems, Inc.

GOALS FOR FISCAL YEAR 2017-2018

- Continue the maintenance and service of the CAD/RMS system with Sun Ridge Systems, Inc.

DEPARTMENTAL BUDGET REQUEST FOR FISCAL YEAR 2017-2018

The Department's Fiscal Year 2017-2018 Requested Budget represents an overall increase of \$0 in expenditures, and a decrease of \$23,865 in revenues, when compared to the Fiscal Year 2016-2017 Board Approved Budget. As a result, the Requested Net County Cost is increased by \$23,865.

The annual support agreement is estimated to be the same, the quote has not been received at this time.

Personnel Costs did not change compared to the Fiscal Year 2016-2017 Board Approved Budget.

Revenues

4998 (OPERATING TRANSFERS IN) decreased by \$23,865: Operating transfers are recommended by the CAO.

Personnel

The Department's Requested Budget represents no change in the number of fulltime equivalent (FTE) positions that are supported by this budget.

No salaries are included in this budget.

Services & Supplies

(There are no changes in this object category from the previous fiscal year.)

Support & Care of Persons

(There are no changes in this object category from the previous fiscal year.)

Fixed Assets

(There are no changes in this object category from the previous fiscal year.)

FISCAL YEAR 2017-2018 REDUCTION IMPACTS TO BASE BUDGET

N/A

FISCAL YEAR 2017-2018 STATE/FEDERAL FUNDING SUMMARY

N/A

FISCAL YEAR 2017-2018 REGULATORY COMPLIANCE SUMMARY

N/A

MAJOR POLICY CONSIDERATIONS BEING REQUESTED

N/A

COUNTY OF INYO

BUD002A - BUDGET REQUESTS

RUNDATE: 06/30/2017 TODAY'S DATE: 08/18/2017

FOR FISCAL YEARS: 07/01/2015 - 06/30/18

	YTD ACTUALS 06/30/2016	BOARD APPROVED 06/30/2017	WORKING BUDGET 06/30/2017	YTD ACTUALS 06/30/2017	DEPT REQUESTED 06/30/2018	CAO RECOMM 06/30/2018	BOARD APPROVED 06/30/2018
BUDGET UNIT: 022950 JAIL - CAD RMS PROJECT							
FUND: 0001 GENERAL FUND							
REVENUES:							
4998 - OPERATING TRANSFERS IN	\$25,182	\$23,865	\$23,865	\$23,865	\$0	\$23,865	\$0
OTHER FINANCING SOURCES	\$25,182	\$23,865	\$23,865	\$23,865	\$0	\$23,865	\$0
TOTAL REVENUES:	<u>\$25,182</u>	<u>\$23,865</u>	<u>\$23,865</u>	<u>\$23,865</u>	<u>\$0</u>	<u>\$23,865</u>	<u>\$0</u>
EXPENSES:							
5265 - PROFESSIONAL & SPECIAL SERVICE	\$23,397	\$23,865	\$23,865	\$23,865	\$23,865	\$23,865	\$0
SERVICES & SUPPLIES	\$23,397	\$23,865	\$23,865	\$23,865	\$23,865	\$23,865	\$0
TOTAL EXPENSES:	<u>\$23,397</u>	<u>\$23,865</u>	<u>\$23,865</u>	<u>\$23,865</u>	<u>\$23,865</u>	<u>\$23,865</u>	<u>\$0</u>
BUDGET UNIT: 022950 JAIL - CAD RMS PROJECT	\$1,785	\$0	\$0	\$0	(\$23,865)	\$0	\$0

JAIL - GENERAL

022900

DEPARTMENTAL FUNCTIONS

The jail budget covers the costs of civilian custody staff including (22) Correctional Officers and a records clerk. Additionally, Jail General covers the cost of services, supplies, household equipment, fire and safety equipment maintenance, and mandated training. Costs for (3) Correctional Officer positions are offset using AB 443-Sheriff's Rural funding.

The Jail has experienced more turnover this year, with multiple CO's being hired on as Sheriff's Deputies and other vacancies made by separations, while (2) positions remain frozen. We have (4) entry level Correctional Officer's hired that are waiting to attend Riverside County Corrections Core Academy. Annual training consists of 24 hours minimum for recertification at a cost of about \$809 per person. In most cases this training is conducted out of county. Some training is conducted locally by department instructors but only satisfies a small percentage of the required hours.

The majority of corrections staff must attend this annual training. The costs and logistics of sending an average of 15-20 staff to annual training is considerable. Some of these costs are offset through Standard of Training for Corrections (STC), which provides about \$15,000 in subvention funding annually. Additional funding for training has been greatly reduced this year due to an increase in in-house training. Recruitment costs must also be considered, with the average cost of \$2,000 per individual for physical, psychological assessment and background investigations.

Court security continues to be the responsibility of the custody division. Fiscal Year 2017-2018 funding for (2) bailiff positions comes from monies allocated through AB 118 Public Safety Realignment in the amount estimated at \$370,000. This funding covers the costs of two bailiffs. It also covers the costs of one (1) Correctional Officer or Deputy only for the duration of the time they are present in the courtroom. It does not cover the costs of additional bailiffs when multiple courts are in session or the transportation officers who, in addition to transporting inmates to and from court, must also remain and provide security while the inmates are there. Demands for additional manpower from the court are difficult at best to plan for, with trials scheduled, then often continued. Lengthy jury trials and last minute changes to the court schedule can create a sudden demand for manpower. In the past, those demands could only be satisfied by re-assigning patrol personnel and custody personnel to court security. Recently, we have been able to offset the strain on patrol services, with the creation of the Senior Reserve Deputy Sheriff classification. These Senior Reserves now augment existing court personnel when needed as bailiff, and transportation and courtroom security, allowing the custody division greater flexibility in focusing resources on our jail population where security concerns are heightened due to the increased level of prisoner sophistication since State Public Realignment took effect in 2011.

MAJOR ACCOMPLISHMENTS IN FISCAL YEAR 2016-2017

- Reduced training costs through in house training.
- Utilization of Correctional Range Masters to provide basic firearms training for Sheriff's personnel.
- Recruitment of Correctional Officers to meet staffing levels necessary for safe operations of the jail.
- Increase in programs provided to county and 1170(h) inmates.
- Continued work through Re-entry Coordinator to work directly with inmates, program providers, probation and sheriff's

GOALS FOR FISCAL YEAR 2017-2018

- Fill all existing vacancies in the correctional officer ranks.
- Meet annual STC training requirements with little to no outside training
- Increase number of inmate programs provided.
- Increase collaboration with Re-entry Coordinator
- Implement inmate tablet program funded by AB109

DEPARTMENTAL BUDGET REQUEST FOR FISCAL YEAR 2017-2018

The Department's Fiscal Year 2017-2018 Requested Budget represents an overall increase of \$264,625 in expenditures, and an increase of \$21,852 in revenues, when compared to the Fiscal Year 2016-2017 Board Approved Budget. As a result, the Requested Net County Cost is increased by \$242,773.

Personnel Costs increased by \$185,018 compared to the Fiscal Year 2016-2017 Board Approved Budget, due to Unfunded liability increases and estimated medical insurance increases.

Revenues

4485 (STATE - PUBLIC SAFETY SERVICES) increased by \$20,000: Increase based on prior years actuals; **4488** (CITIZEN OPTION - PUBLIC SAFETY) increased by \$1,736: Due to anticipated new hire costs; **4821** (INTRA COUNTY CHARGES) increased by \$23,000: Due to AB109 funding increase for inmate tablet program; **4998** (OPERATING TRANSFERS IN) decreased by \$22,884: Operating transfers recommended by CAO.

Personnel

The Department's Requested Budget represents no change in the number of fulltime equivalent (FTE) positions that are supported by this budget.

No changes in personnel at this time.

Services & Supplies

5112 (PERSONAL & SAFETY EQUIPMENT) decreased by \$9,836: Major purchase last year for tasers not included in this years budget; **5132** (JAIL-HOUSEHOLD) increased by \$2,500: Moved mattress expense from 5112; **5171** (MAINTENANCE OF EQUIPMENT) increased by \$500: Increase in maintenance costs; **5232** (OFFICE & OTHER EQUIP < \$5,000) increased by \$1,335: Radio batteries; **5265** (PROFESSIONAL & SPECIAL SERVICE) increased by \$350: Increase in service costs; **5311** (GENERAL OPERATING EXPENSE) increased by \$1,575: Increase in general operating costs; **5313** (LAW ENFORCEMENT SPECIAL) decreased by \$692: Large purchase last year not included in this year; **5330** (TRAVEL EXPENSE-REQUIRED) increased by \$45,940: All travel requested is required, all travel costs included in 5330; **5331** (TRAVEL EXPENSE) decreased by \$15,593: All travel requested is required, all travel costs moved to 5330.

Support & Care of Persons

(There are no changes in this object category from the previous fiscal year.)

Fixed Assets

(There are no changes in this object category from the previous fiscal year.)

FISCAL YEAR 2017-2018 REDUCTION IMPACTS TO BASE BUDGET

Not Applicable

FISCAL YEAR 2017-2018 STATE/FEDERAL FUNDING SUMMARY

Not Applicable

FISCAL YEAR 2017-2018 REGULATORY COMPLIANCE SUMMARY

Not Applicable

MAJOR POLICY CONSIDERATIONS BEING REQUESTED

Not Applicable

COUNTY OF INYO

BUD002A - BUDGET REQUESTS

RUNDATE: 06/30/2017 TODAY'S DATE: 08/18/2017

FOR FISCAL YEARS: 07/01/2015 - 06/30/18

	YTD ACTUALS 06/30/2016	BOARD APPROVED 06/30/2017	WORKING BUDGET 06/30/2017	YTD ACTUALS 06/30/2017	DEPT REQUESTED 06/30/2018	CAO RECOMM 06/30/2018	BOARD APPROVED 06/30/2018
BUDGET UNIT: 022900 JAIL - GENERAL							
FUND: 0001 GENERAL FUND							
REVENUES:							
4485 - STATE - PUBLIC SAFETY SERVICES	\$426,024	\$430,000	\$430,000	\$445,922	\$450,000	\$450,000	\$0
4486 - AB443 - SHERIFF	\$119,708	\$271,490	\$291,490	\$271,490	\$271,490	\$271,490	\$0
4488 - CITIZEN OPTION - PUBLIC SAFETY	\$0	\$8,264	\$11,620	\$11,620	\$10,000	\$10,000	\$0
AID FROM OTHER GOVT AGENCIES	\$545,732	\$709,754	\$733,110	\$729,032	\$731,490	\$731,490	\$0
4676 - RESTITUTION	\$0	\$0	\$0	\$133	\$0	\$0	\$0
4691 - JAIL BOOKING FEES	\$3,522	\$3,500	\$3,500	\$3,541	\$3,500	\$3,500	\$0
4819 - SERVICES & FEES	\$0	\$0	\$0	\$800	\$0	\$0	\$0
4821 - INTRA COUNTY CHARGES	\$45,158	\$140,200	\$140,200	\$72,375	\$163,200	\$163,200	\$0
CHARGES FOR CURRENT SERVICES	\$48,680	\$143,700	\$143,700	\$76,850	\$166,700	\$166,700	\$0
4998 - OPERATING TRANSFERS IN	\$34,422	\$22,884	\$22,884	\$22,884	\$0	\$22,884	\$0
OTHER FINANCING SOURCES	\$34,422	\$22,884	\$22,884	\$22,884	\$0	\$22,884	\$0
4959 - MISCELLANEOUS REVENUE	\$3,482	\$2,000	\$2,000	\$3,502	\$2,000	\$2,000	\$0
OTHER REVENUE	\$3,482	\$2,000	\$2,000	\$3,502	\$2,000	\$2,000	\$0
TOTAL REVENUES:	\$632,318	\$878,338	\$901,694	\$832,269	\$900,190	\$923,074	\$0
EXPENSES:							
5001 - SALARIED EMPLOYEES	\$1,032,215	\$1,150,556	\$1,135,320	\$1,126,398	\$1,247,683	\$1,154,865	\$0
5003 - OVERTIME	\$106,836	\$97,765	\$110,000	\$74,183	\$110,306	\$97,765	\$0
5005 - HOLIDAY OVERTIME	\$57,048	\$57,000	\$63,367	\$58,067	\$0	\$0	\$0
5021 - RETIREMENT & SOCIAL SECURITY	\$91,914	\$96,602	\$96,602	\$95,322	\$102,099	\$94,997	\$0
5022 - PERS RETIREMENT	\$247,446	\$279,437	\$279,437	\$270,967	\$157,772	\$149,604	\$0
5024 - RETIREMENT-UNFUNDED LIAB	\$0	\$0	\$0	\$0	\$219,731	\$219,731	\$0
5031 - MEDICAL INSURANCE	\$219,901	\$267,168	\$267,168	\$245,018	\$323,614	\$284,655	\$0
5032 - DISABILITY INSURANCE	\$10,032	\$12,136	\$12,136	\$10,830	\$13,664	\$12,685	\$0
5034 - EDUCATION REIMBURSEMENT	\$0	\$700	\$700	\$700	\$700	\$700	\$0
5042 - SICK LEAVE BUY OUT	\$13,650	\$16,631	\$13,265	\$13,264	\$0	\$0	\$0
5043 - OTHER BENEFITS	\$8,209	\$19,276	\$19,276	\$16,301	\$4,800	\$4,800	\$0
5111 - CLOTHING	\$18,284	\$20,080	\$20,080	\$18,725	\$22,000	\$22,000	\$0

COUNTY OF INYO

BUD002A - BUDGET REQUESTS

RUNDATE: 06/30/2017 TODAY'S DATE: 08/18/2017

FOR FISCAL YEARS: 07/01/2015 - 06/30/18

	YTD ACTUALS 06/30/2016	BOARD APPROVED 06/30/2017	WORKING BUDGET 06/30/2017	YTD ACTUALS 06/30/2017	DEPT REQUESTED 06/30/2018	CAO RECOMM 06/30/2018	BOARD APPROVED 06/30/2018
SALARIES & BENEFITS	\$1,805,540	\$2,017,351	\$2,017,351	\$1,929,780	\$2,202,369	\$2,041,802	\$0
5112 - PERSONAL & SAFETY EQUIPMENT	\$18,369	\$22,036	\$31,273	\$23,180	\$12,200	\$12,200	\$0
5114 - INMATE CLOTHING	\$13,912	\$15,000	\$10,000	\$6,013	\$15,000	\$15,000	\$0
5132 - JAIL-HOUSEHOLD	\$50,000	\$25,000	\$24,000	\$119	\$27,500	\$27,500	\$0
5171 - MAINTENANCE OF EQUIPMENT	\$269	\$1,000	\$750	\$122	\$1,500	\$1,000	\$0
5173 - MAINTENANCE OF EQUIPMENT-MATER	\$0	\$750	\$750	\$373	\$750	\$750	\$0
5232 - OFFICE & OTHER EQUIP < \$5,000	\$3,971	\$7,500	\$7,250	\$6,237	\$8,835	\$7,500	\$0
5265 - PROFESSIONAL & SPECIAL SERVICE	\$55,582	\$44,425	\$47,425	\$35,641	\$44,775	\$44,775	\$0
5281 - RENTS & LEASES-EQUIPMENT	\$0	\$1,000	\$1,000	\$0	\$1,000	\$1,000	\$0
5311 - GENERAL OPERATING EXPENSE	\$11,156	\$9,525	\$15,197	\$13,319	\$11,100	\$11,100	\$0
5313 - LAW ENFORCEMENT SPECIAL	\$5,931	\$13,464	\$12,464	\$2,089	\$12,772	\$12,772	\$0
5330 - TRAVEL EXPENSE-REQUIRED	\$13,008	\$7,547	\$43,140	\$43,026	\$53,487	\$23,140	\$0
5331 - TRAVEL EXPENSE	\$11,731	\$15,593	\$0	\$0	\$0	\$0	\$0
SERVICES & SUPPLIES	\$183,932	\$162,840	\$193,249	\$130,125	\$188,919	\$156,737	\$0
5121 - INTERNAL CHARGES	\$304	\$0	\$300	\$113	\$0	\$0	\$0
5123 - TECH REFRESH EXPENSE	\$0	\$19,594	\$19,594	\$19,594	\$23,000	\$23,000	\$0
5128 - INTERNAL SHREDDING CHARGES	\$954	\$862	\$862	\$862	\$900	\$900	\$0
5129 - INTERNAL COPY CHARGES (NON-IS)	\$1,696	\$2,061	\$1,761	\$1,918	\$1,616	\$1,616	\$0
5152 - WORKERS COMPENSATION	\$29,073	\$25,264	\$25,264	\$25,264	\$37,853	\$37,853	\$0
5155 - PUBLIC LIABILITY INSURANCE	\$32,919	\$23,515	\$23,515	\$23,514	\$61,455	\$61,455	\$0
INTERNAL CHARGES	\$64,949	\$71,296	\$71,296	\$71,267	\$124,824	\$124,824	\$0
TOTAL EXPENSES:	\$2,054,422	\$2,251,487	\$2,281,896	\$2,131,172	\$2,516,112	\$2,323,363	\$0
BUDGET UNIT: 022900 JAIL - GENERAL	(\$1,422,104)	(\$1,373,149)	(\$1,380,202)	(\$1,298,903)	(\$1,615,922)	(\$1,400,289)	\$0

JAIL - SAFETY PERSONNEL

022910

DEPARTMENTAL FUNCTIONS

The Jail Safety budget covers the cost of twelve sworn positions, comprised of the Undersheriff, Jail Lieutenant, Jail Sergeant, four Corporals (including two Bailiffs), and five Deputy Sheriffs.

These sworn positions function primarily in administrative, managerial and supervisor roles in the jail. The Standards of Training for Corrections requires facility managers and administrator positions for all custody facilities. In addition, the California Penal Code mandates that sworn personnel make decisions regarding certain critical custody procedures. Accordingly, the Undersheriff is assigned the administrative role, one Lieutenant is assigned the managerial responsibilities and one Sergeant is the jail supervisor, responsible for direct oversight of the four Corporals and the daily operations of the jail. The four Corporals are team supervisors, and keeping with the team structure, Correctional Officers default to the role of Officer in Charge (OIC) in the absence of a Corporal. The supervisory structure is critical given the statutory mandates and the continued loss of experience due to retirements and transfers. The Sheriff Deputies and Corporals must also respond to the court for Bailiff duty when necessary. We currently have one Corporal Bailiff position opening and one Jail Corporal opening and are actively recruiting to fill this position. The department is continuously in the recruitment process for anticipated vacancies. One Deputy Sheriff position remains frozen.

The two Bailiff positions receive reimbursement funding from AB 118 Local Revenue Fund 2011, Trial Court Security Account. This year we anticipate receiving \$333,456 based on salary costs for the two Bailiff positions and if necessary the cost of hourly pay for qualified reserve deputies acting in a Bailiff capacity.

MAJOR ACCOMPLISHMENTS IN FISCAL YEAR 2016-2017

- Utilized outside inmate community work crews funded through AB 109 funds
- Continued to provide a high level of service to Superior Court in light of staffing scheduling challenges.
- Dramatically increased in-house training for sworn and correctional staff.
- Reduced training and travel costs.

GOALS FOR FISCAL YEAR 2017-2018

- Further expand inmate programs in the jail.
- Implement tablet/internet based inmate programming.
- Continue in-house staff training to minimize county costs.
- Additional training for correctional staff to augment inmate programs.

DEPARTMENTAL BUDGET REQUEST FOR FISCAL YEAR 2017-2018

The Department's Fiscal Year 2017-2018 Requested Budget represents an overall increase of \$180,480 in expenditures, and a decrease of \$1,479 in revenues, when compared to the Fiscal Year 2016-2017 Board Approved Budget. As a result, the Requested Net County Cost is increased by \$181,959.

The main increase in this budget is due to salaries, benefits and workers compensation.

Personnel Costs increased by \$117,540 compared to the Fiscal Year 2016-2017 Board Approved Budget, due to the Retirement unfunded liability fund (ob. 5024) and Workers Compensation (ob. 5152) expense, with an increase of \$122,863 and \$60,304 respectively when compared to the FY 2016-2017 Board approved budget.

Revenues

4460 (REALIGNMENT - 2011) decreased by \$1,479: 4460 (Realignment 2011) decreased by \$1,479. This revenue is used on a reimbursement basis for the two Bailiff positions, including benefits, overhead and additional revenue if we provide a Reserve Deputy as an additional Bailiff when necessary. The decrease is due to changes in staffing. Newly hired or promoted Corporal Bailiff salaries are estimated at a lower rate.

Personnel

The Department's Requested Budget represents no change in the number of fulltime equivalent (FTE) positions that are supported by this budget.

No changes in this budget.

Services & Supplies

(There are no changes in this object category from the previous fiscal year.)

Support & Care of Persons

(There are no changes in this object category from the previous fiscal year.)

Fixed Assets

(There are no changes in this object category from the previous fiscal year.)

FISCAL YEAR 2017-2018 REDUCTION IMPACTS TO BASE BUDGET

N/A

FISCAL YEAR 2017-2018 STATE/FEDERAL FUNDING SUMMARY

State Realignment 2011 is brought into the budget on a reimbursement basis for the two Bailiff positions, including benefits, overhead and additional revenue if/when we utilize a Reserve Deputy as an additional Bailiff/Bailiffs.

FISCAL YEAR 2017-2018 REGULATORY COMPLIANCE SUMMARY

N/A

MAJOR POLICY CONSIDERATIONS BEING REQUESTED

N/A

COUNTY OF INYO

BUD002A - BUDGET REQUESTS

RUNDATE: 06/30/2017 TODAY'S DATE: 08/18/2017

FOR FISCAL YEARS: 07/01/2015 - 06/30/18

	YTD ACTUALS 06/30/2016	BOARD APPROVED 06/30/2017	WORKING BUDGET 06/30/2017	YTD ACTUALS 06/30/2017	DEPT REQUESTED 06/30/2018	CAO RECOMM 06/30/2018	BOARD APPROVED 06/30/2018
BUDGET UNIT: 022910 JAIL - SAFETY PERSONNEL							
FUND: 0001 GENERAL FUND							
REVENUES:							
4460 - REALIGNMENT - 2011	\$298,166	\$334,935	\$334,935	\$278,135	\$333,456	\$333,456	\$0
AID FROM OTHER GOVT AGENCIES	\$298,166	\$334,935	\$334,935	\$278,135	\$333,456	\$333,456	\$0
4825 - OTHER CURRENT CHARGES	\$4,018	\$4,000	\$4,000	\$3,958	\$4,000	\$4,000	\$0
CHARGES FOR CURRENT SERVICES	\$4,018	\$4,000	\$4,000	\$3,958	\$4,000	\$4,000	\$0
TOTAL REVENUES:	\$302,184	\$338,935	\$338,935	\$282,093	\$337,456	\$337,456	\$0
EXPENSES:							
5001 - SALARIED EMPLOYEES	\$825,387	\$898,649	\$898,647	\$879,933	\$917,712	\$911,316	\$0
5003 - OVERTIME	\$85,801	\$80,877	\$80,877	\$88,620	\$81,043	\$81,043	\$0
5004 - STANDBY TIME	\$2,372	\$11,835	\$11,835	\$3,487	\$11,275	\$11,275	\$0
5006 - 4850 TIME - WORKERS COMP	\$129	\$3,000	\$3,000	\$0	\$3,000	\$3,000	\$0
5021 - RETIREMENT & SOCIAL SECURITY	\$18,515	\$59,379	\$59,379	\$14,062	\$61,936	\$61,547	\$0
5022 - PERS RETIREMENT	\$245,044	\$256,415	\$256,415	\$254,786	\$247,456	\$245,455	\$0
5023 - RETIREMENT SAFETY-SIDE FUND	\$79,728	\$86,054	\$86,054	\$86,054	\$89,815	\$89,815	\$0
5024 - RETIREMENT-UNFUNDED LIAB	\$107,948	\$128,704	\$128,706	\$128,705	\$251,567	\$251,567	\$0
5031 - MEDICAL INSURANCE	\$148,977	\$175,440	\$175,440	\$168,571	\$179,000	\$179,000	\$0
5032 - DISABILITY INSURANCE	\$8,444	\$9,459	\$9,459	\$8,446	\$10,217	\$10,148	\$0
5033 - SHERIFF DEPUTIES DISABILITY	\$2,654	\$2,823	\$2,823	\$2,910	\$3,095	\$3,069	\$0
5034 - EDUCATION REIMBURSEMENT	\$0	\$700	\$700	\$0	\$700	\$700	\$0
5042 - SICK LEAVE BUY OUT	\$18,973	\$23,542	\$23,542	\$9,886	\$0	\$0	\$0
5043 - OTHER BENEFITS	\$36,465	\$28,456	\$28,456	\$10,549	\$25,000	\$25,000	\$0
5111 - CLOTHING	\$10,155	\$10,943	\$10,943	\$9,931	\$12,000	\$12,000	\$0
SALARIES & BENEFITS	\$1,590,598	\$1,776,276	\$1,776,276	\$1,665,943	\$1,893,816	\$1,884,935	\$0
5331 - TRAVEL EXPENSE	\$170	\$0	\$0	\$0	\$0	\$0	\$0
SERVICES & SUPPLIES	\$170	\$0	\$0	\$0	\$0	\$0	\$0
5152 - WORKERS COMPENSATION	\$54,756	\$45,052	\$45,052	\$45,052	\$105,356	\$105,356	\$0
5155 - PUBLIC LIABILITY INSURANCE	\$31,593	\$9,025	\$9,025	\$9,024	\$11,661	\$11,661	\$0
INTERNAL CHARGES	\$86,349	\$54,077	\$54,077	\$54,076	\$117,017	\$117,017	\$0

COUNTY OF INYO

BUD002A - BUDGET REQUESTS

RUNDATE: 06/30/2017 TODAY'S DATE: 08/18/2017

FOR FISCAL YEARS: 07/01/2015 - 06/30/18

	YTD ACTUALS 06/30/2016	BOARD APPROVED 06/30/2017	WORKING BUDGET 06/30/2017	YTD ACTUALS 06/30/2017	DEPT REQUESTED 06/30/2018	CAO RECOMM 06/30/2018	BOARD APPROVED 06/30/2018
TOTAL EXPENSES:	\$1,677,119	\$1,830,353	\$1,830,353	\$1,720,020	\$2,010,833	\$2,001,952	\$0
BUDGET UNIT: 022910 JAIL - SAFETY PERSONNEL	(\$1,374,935)	(\$1,491,418)	(\$1,491,418)	(\$1,437,927)	(\$1,673,377)	(\$1,664,496)	\$0

JAIL - STC

022920

DEPARTMENTAL FUNCTIONS

The Board of State and Community Corrections (BSCC) regulates all county and local correctional facilities. Standards and Training for Corrections (STC) is the regulatory arm of BSCC for training standards for county jail facilities. STC conducts annual audits of county and annual training standards. STC provided subvention funding for the requisite entry level and annual training. The subvention monies represent a minor percentage of the overall training costs borne by this department. Our STC annual training plan is budgeted for \$14,280. We anticipate spending the entire allocation and up to an additional \$32,571. There is the potential for savings by providing mandatory training in-house, once we have trained employees who can instruct certain trainings. Without the STC funding, we would have to increase our request for travel funding in the Jail General budget 022900.

MAJOR ACCOMPLISHMENTS IN FISCAL YEAR 2016-2017

- Reduction in travel expenses due to an increase in in-house training.
- Expansion of in-house courses offered to corrections and sworn personnel.
- Received notification of compliance on regulatory mandates by STC.
- Achieved 100% compliance with STC for training requirements.

GOALS FOR FISCAL YEAR 2017-2018

- Meet or exceed all regulatory mandates by STC and receive notification of compliance.
- Achieve 100% compliance with STC training requirements this fiscal year.

DEPARTMENTAL BUDGET REQUEST FOR FISCAL YEAR 2017-2018

The Department's Fiscal Year 2017-2018 Requested Budget represents an overall increase of \$2,379 in expenditures, and a decrease of \$1,060 in revenues, when compared to the Fiscal Year 2016-2017 Board Approved Budget. As a result, the Requested Net County Cost is increased by \$3,439.

Personnel Costs did not change compared to the Fiscal Year 2016-2017 Board Approved Budget.

Revenues

4483 (STANDARDS & TRAIN FOR CORRECT) decreased by \$1,060: The allocation amount is based on FTE and scheduled training hours. We are currently waiting to schedule 5 hired CO's to basic academy, once the dates are released.

Personnel

The Department's Requested Budget represents no change in the number of fulltime equivalent (FTE) positions that are supported by this budget.

There are no personnel costs associated with this budget.

Services & Supplies

5330 (TRAVEL EXPENSE-REQUIRED) increased by \$46,851: Increase is due to including all anticipated costs instead of matching revenue allocation; **5331** (TRAVEL EXPENSE) decreased by \$44,472: Decrease due to separating training costs between object codes 5330/5331.

Support & Care of Persons

(There are no changes in this object category from the previous fiscal year.)

Fixed Assets

(There are no changes in this object category from the previous fiscal year.)

FISCAL YEAR 2017-2018 REDUCTION IMPACTS TO BASE BUDGET

N/A

FISCAL YEAR 2017-2018 STATE/FEDERAL FUNDING SUMMARY

The STC Annual Training Plan allocation is based on budgeted FTE's and anticipated training hours.

FISCAL YEAR 2017-2018 REGULATORY COMPLIANCE SUMMARY

N/A

MAJOR POLICY CONSIDERATIONS BEING REQUESTED

N/A

COUNTY OF INYO

BUD002A - BUDGET REQUESTS

RUNDATE: 06/30/2017 TODAY'S DATE: 08/18/2017

FOR FISCAL YEARS: 07/01/2015 - 06/30/18

	YTD ACTUALS 06/30/2016	BOARD APPROVED 06/30/2017	WORKING BUDGET 06/30/2017	YTD ACTUALS 06/30/2017	DEPT REQUESTED 06/30/2018	CAO RECOMM 06/30/2018	BOARD APPROVED 06/30/2018
BUDGET UNIT: 022920 JAIL - STC							
FUND: 0001 GENERAL FUND							
REVENUES:							
4483 - STANDARDS & TRAIN FOR CORRECT	\$14,300	\$15,340	\$15,045	\$12,788	\$14,280	\$14,280	\$0
AID FROM OTHER GOVT AGENCIES	\$14,300	\$15,340	\$15,045	\$12,788	\$14,280	\$14,280	\$0
TOTAL REVENUES:	<u>\$14,300</u>	<u>\$15,340</u>	<u>\$15,045</u>	<u>\$12,788</u>	<u>\$14,280</u>	<u>\$14,280</u>	<u>\$0</u>
EXPENSES:							
5330 - TRAVEL EXPENSE-REQUIRED	\$0	\$0	\$45,373	\$15,633	\$46,851	\$46,851	\$0
5331 - TRAVEL EXPENSE	\$1,972	\$44,472	\$0	\$0	\$0	\$0	\$0
SERVICES & SUPPLIES	\$1,972	\$44,472	\$45,373	\$15,633	\$46,851	\$46,851	\$0
TOTAL EXPENSES:	<u>\$1,972</u>	<u>\$44,472</u>	<u>\$45,373</u>	<u>\$15,633</u>	<u>\$46,851</u>	<u>\$46,851</u>	<u>\$0</u>
BUDGET UNIT: 022920 JAIL - STC	\$12,327	(\$29,132)	(\$30,328)	(\$2,845)	(\$32,571)	(\$32,571)	\$0

JAIL SECURITY PROJECT

022706

DEPARTMENTAL FUNCTIONS

During the 2010-2011 fiscal year, a new cutting edge surveillance and control system was installed at the Inyo County Jail and Administration facility. The contractor, American Security Systems, customized and installed the system based on the needs identified by Sheriff Personnel. The server operated system is comprised of 92 cameras, high definition color cameras, numerous hi-definition screens and door scanners for employee access into and throughout the Jail and Administration facility. This system provided exterior and interior camera surveillance of the jail and administrative facility. It controls ingress to the facility through the use of entrance cards issued to essential personnel. All activity controlled and monitored through this system is recorded and stored in a massive database and can be retrieved for auditing or evidentiary purposes. This system has greatly enhanced the security of the jail and Sheriff personnel as well as the general public who conduct business at our facilities. The system also has the flexibility to grow not only at the current physical location, but remotely, such as the court house or other critical areas when and if a need is identified.

MAJOR ACCOMPLISHMENTS IN FISCAL YEAR 2016-2017

- This system continued to provide enhanced security for inmates, visiting members of the public and county personnel.
- No increase in service agreement cost 7/1/16-6/30/17.

GOALS FOR FISCAL YEAR 2017-2018

- Continue maintenance and service contract through the end of the fiscal year.
- Expand recording capabilities and add additional cameras.
- Enter into new service agreement with American Security.

DEPARTMENTAL BUDGET REQUEST FOR FISCAL YEAR 2017-2018

The Department's Fiscal Year 2017-2018 Requested Budget represents an overall increase of \$4,475 in expenditures, and a decrease of \$23,130 in revenues, when compared to the Fiscal Year 2016-2017 Board Approved Budget. As a result, the Requested Net County Cost is increased by \$27,605.

Personnel Costs did not change compared to the Fiscal Year 2016-2017 Board Approved Budget.

Revenues

4998 (OPERATING TRANSFERS IN) decreased by \$23,130: Operating transfers are recommended by the CAO.

Personnel

The Department's Requested Budget represents no change in the number of fulltime equivalent (FTE) positions that are supported by this budget.

There are no personnel costs associated with this budget.

Services & Supplies

5265 (PROFESSIONAL & SPECIAL SERVICE) increased by \$4,475: Cost to replace two video-wall mount displays. With any electronic monitoring system that is operational 24 hours a day, monitor replacement is necessary to maintain reliability.

Support & Care of Persons

(There are no changes in this object category from the previous fiscal year.)

Fixed Assets

(There are no changes in this object category from the previous fiscal year.)

FISCAL YEAR 2017-2018 REDUCTION IMPACTS TO BASE BUDGET

N/A

FISCAL YEAR 2017-2018 STATE/FEDERAL FUNDING SUMMARY

N/A

FISCAL YEAR 2017-2018 REGULATORY COMPLIANCE SUMMARY

N/A

MAJOR POLICY CONSIDERATIONS BEING REQUESTED

N/A

COUNTY OF INYO

BUD002A - BUDGET REQUESTS

RUNDATE: 06/30/2017 TODAY'S DATE: 08/18/2017

FOR FISCAL YEARS: 07/01/2015 - 06/30/18

	YTD ACTUALS 06/30/2016	BOARD APPROVED 06/30/2017	WORKING BUDGET 06/30/2017	YTD ACTUALS 06/30/2017	DEPT REQUESTED 06/30/2018	CAO RECOMM 06/30/2018	BOARD APPROVED 06/30/2018
BUDGET UNIT: 022706 JAIL SECURITY PROJECT							
FUND: 0001 GENERAL FUND							
REVENUES:							
4998 - OPERATING TRANSFERS IN	\$23,130	\$23,130	\$23,130	\$23,130	\$0	\$27,605	\$0
OTHER FINANCING SOURCES	\$23,130	\$23,130	\$23,130	\$23,130	\$0	\$27,605	\$0
TOTAL REVENUES:	<u>\$23,130</u>	<u>\$23,130</u>	<u>\$23,130</u>	<u>\$23,130</u>	<u>\$0</u>	<u>\$27,605</u>	<u>\$0</u>
EXPENSES:							
5265 - PROFESSIONAL & SPECIAL SERVICE	\$23,130	\$23,130	\$23,130	\$23,130	\$27,605	\$27,605	\$0
SERVICES & SUPPLIES	\$23,130	\$23,130	\$23,130	\$23,130	\$27,605	\$27,605	\$0
TOTAL EXPENSES:	<u>\$23,130</u>	<u>\$23,130</u>	<u>\$23,130</u>	<u>\$23,130</u>	<u>\$27,605</u>	<u>\$27,605</u>	<u>\$0</u>
BUDGET UNIT: 022706 JAIL SECURITY PROJECT	\$0	\$0	\$0	\$0	(\$27,605)	\$0	\$0

KITCHEN SERVICES

022701

DEPARTMENTAL FUNCTIONS

The Kitchen Services budget covers the costs of Kitchen staff comprised of a Food Services Supervisor, three full time cooks and ten percent of the Administrative Assistant, Office Tech III and Jail Lieutenant Salaries. Kitchen Services also covers the cost of nutritional requirements, training, equipment, equipment maintenance, cleaning supplies, and food.

The Kitchen Services staff supplies all meals for the inmates of the Inyo County Jail, Inyo County Juvenile Detention Facility and is responsible for all the equipment and supplies related to the ordering, preparation, serving, storage and disposal of food items. Cleaning and sanitization supplies along with the cost of food are included in this budget.

The kitchen staff is required to maintain nutritional standards and must undergo annual audits of the menus created to ensure compliance with Title 15. The kitchen is inspected by Environmental Health Services and must maintain sanitary working conditions the same as any commercial facility.

In addition to the day to day operation of the kitchen, the facility and staff provide food and supplies for special law enforcement operations such as Search and Rescue, Special Enforcement Detail, drug eradications, probation or parole sweeps and emergency incidents.

MAJOR ACCOMPLISHMENTS IN FISCAL YEAR 2016-2017

- Streamlined meal preparation and delivery to Juvenile Facility.
- Operated food services without the part time cook position, creating cost savings to the County of Inyo.
- Repaired and certified kitchen ovens, tilting kettle and steamer.
- Operated within the approved budget.
- Provided meals for four search and rescue call outs.

GOALS FOR FISCAL YEAR 2017-2018

- Operate within the approved budget.
- Reduce overtime where possible.
- Continue to provide Title 15 requirements for adult and juvenile facilities.
- Look for cost savings without compromising quality and nutrition.
- Maintain all equipment in good working order.

DEPARTMENTAL BUDGET REQUEST FOR FISCAL YEAR 2017-2018

The Department's Fiscal Year 2017-2018 Requested Budget represents an overall decrease of \$44,396 in expenditures, and an increase of \$0 in revenues, when compared to the Fiscal Year 2016-2017 Board Approved Budget. As a result, the Requested Net County Cost is decreased by \$44,396.

Personnel Costs decreased by \$5,591 compared to the Fiscal Year 2016-2017 Board Approved Budget, due to Reduction in part time employee costs due to vacant part time position and an increase in unfunded liability.

Revenues

(There are no changes in this object category from the previous fiscal year.)

Personnel

The Department's Requested Budget represents no change in the number of fulltime equivalent (FTE) positions that are supported by this budget.

The department has chosen to not fill the vacant BPAR cook at this time, creating some salary savings in the process.

Services & Supplies

5131 (FOOD & HOUSEHOLD SUPPLIES) decreased by \$41,000: based on prior year actuals, a reduction in this category is requested; **5171** (MAINTENANCE OF EQUIPMENT) increased by \$2,000: Most of our equipment is 20+ years old and requires service by certified technicians; **5173** (MAINTENANCE OF EQUIPMENT-MATER) decreased by \$1,500: Moved to maintenance of equipment 5171; **5311** (GENERAL OPERATING EXPENSE) increased by \$30: Increase due to multiple food handlers certificates expiring during the fiscal year, requiring an online certification course.

Support & Care of Persons

(There are no changes in this object category from the previous fiscal year.)

Fixed Assets

(There are no changes in this object category from the previous fiscal year.)

FISCAL YEAR 2017-2018 REDUCTION IMPACTS TO BASE BUDGET

N/A

FISCAL YEAR 2017-2018 STATE/FEDERAL FUNDING SUMMARY

N/A

FISCAL YEAR 2017-2018 REGULATORY COMPLIANCE SUMMARY

Title 15

MAJOR POLICY CONSIDERATIONS BEING REQUESTED

N/A

COUNTY OF INYO

BUD002A - BUDGET REQUESTS

RUNDATE: 06/30/2017 TODAY'S DATE: 08/18/2017

FOR FISCAL YEARS: 07/01/2015 - 06/30/18

	YTD ACTUALS 06/30/2016	BOARD APPROVED 06/30/2017	WORKING BUDGET 06/30/2017	YTD ACTUALS 06/30/2017	DEPT REQUESTED 06/30/2018	CAO RECOMM 06/30/2018	BOARD APPROVED 06/30/2018
BUDGET UNIT: 022701 KITCHEN SERVICES							
FUND: 0001 GENERAL FUND							
EXPENSES:							
5001 - SALARIED EMPLOYEES	\$182,640	\$199,976	\$205,800	\$210,192	\$199,379	\$199,354	\$0
5003 - OVERTIME	\$22,493	\$20,550	\$20,550	\$18,112	\$20,844	\$15,000	\$0
5004 - STANDBY TIME	\$0	\$0	\$0	\$74	\$0	\$0	\$0
5005 - HOLIDAY OVERTIME	\$1,497	\$2,283	\$3,283	\$2,350	\$3,970	\$3,970	\$0
5012 - PART TIME EMPLOYEES	\$28,318	\$26,747	\$26,747	\$17,178	\$0	\$0	\$0
5021 - RETIREMENT & SOCIAL SECURITY	\$16,548	\$19,034	\$19,034	\$17,445	\$17,247	\$17,245	\$0
5022 - PERS RETIREMENT	\$44,391	\$53,507	\$53,507	\$51,720	\$31,515	\$31,510	\$0
5024 - RETIREMENT-UNFUNDED LIAB	\$0	\$0	\$0	\$0	\$37,537	\$37,537	\$0
5031 - MEDICAL INSURANCE	\$37,327	\$61,082	\$53,396	\$54,618	\$66,082	\$66,082	\$0
5032 - DISABILITY INSURANCE	\$1,806	\$2,511	\$2,511	\$1,996	\$2,269	\$2,269	\$0
5033 - SHERIFF DEPUTIES DISABILITY	\$45	\$0	\$0	\$1	\$0	\$0	\$0
5042 - SICK LEAVE BUY OUT	\$530	\$1,592	\$532	\$530	\$2,610	\$2,610	\$0
5043 - OTHER BENEFITS	\$12,001	\$482	\$2,404	\$1,273	\$720	\$720	\$0
5111 - CLOTHING	\$25	\$0	\$0	\$25	\$0	\$0	\$0
SALARIES & BENEFITS	\$347,627	\$387,764	\$387,764	\$375,519	\$382,173	\$376,297	\$0
5112 - PERSONAL & SAFETY EQUIPMENT	\$358	\$4,800	\$4,800	\$565	\$4,800	\$4,800	\$0
5131 - FOOD & HOUSEHOLD SUPPLIES	\$428,078	\$450,000	\$411,000	\$421,685	\$409,000	\$409,000	\$0
5132 - JAIL-HOUSEHOLD	\$32,152	\$35,000	\$74,000	\$84,443	\$35,000	\$35,000	\$0
5171 - MAINTENANCE OF EQUIPMENT	\$103	\$1,000	\$1,000	\$0	\$3,000	\$3,000	\$0
5173 - MAINTENANCE OF EQUIPMENT-MATER	\$2,460	\$2,500	\$1,500	\$2,089	\$1,000	\$1,000	\$0
5232 - OFFICE & OTHER EQUIP < \$5,000	\$1,815	\$2,000	\$1,000	\$449	\$2,000	\$2,000	\$0
5265 - PROFESSIONAL & SPECIAL SERVICE	\$2,000	\$2,900	\$4,900	\$2,803	\$2,900	\$2,900	\$0
5281 - RENTS & LEASES-EQUIPMENT	\$1,570	\$1,600	\$1,600	\$0	\$1,600	\$1,600	\$0
5311 - GENERAL OPERATING EXPENSE	\$34	\$1,500	\$1,500	\$536	\$1,530	\$1,530	\$0
5331 - TRAVEL EXPENSE	\$0	\$638	\$638	\$0	\$638	\$638	\$0
SERVICES & SUPPLIES	\$468,574	\$501,938	\$501,938	\$512,572	\$461,468	\$461,468	\$0
5152 - WORKERS COMPENSATION	\$4,524	\$3,033	\$3,033	\$3,033	\$4,075	\$4,075	\$0
5155 - PUBLIC LIABILITY INSURANCE	\$5,121	\$2,367	\$2,367	\$2,367	\$2,990	\$2,990	\$0
INTERNAL CHARGES	\$9,645	\$5,400	\$5,400	\$5,400	\$7,065	\$7,065	\$0

COUNTY OF INYO

BUD002A - BUDGET REQUESTS

RUNDATE: 06/30/2017 TODAY'S DATE: 08/18/2017

FOR FISCAL YEARS: 07/01/2015 - 06/30/18

	YTD ACTUALS 06/30/2016	BOARD APPROVED 06/30/2017	WORKING BUDGET 06/30/2017	YTD ACTUALS 06/30/2017	DEPT REQUESTED 06/30/2018	CAO RECOMM 06/30/2018	BOARD APPROVED 06/30/2018
TOTAL EXPENSES:	\$825,847	\$895,102	\$895,102	\$893,491	\$850,706	\$844,830	\$0
BUDGET UNIT: 022701 KITCHEN SERVICES	(\$825,847)	(\$895,102)	(\$895,102)	(\$893,491)	(\$850,706)	(\$844,830)	\$0

OFF HWY VEHICLE GRANT 17-18 623517

DEPARTMENTAL FUNCTIONS

This budget is for the disbursement of Off Highway Vehicle (OHV) Grant funds.

MAJOR ACCOMPLISHMENTS IN FISCAL YEAR 2016-2017

- The OHV Grant provided some assistance with overtime and patrol hour costs
- Procured additional ATV for safe OHV patrols
- Hosted OHV trainings for deputies who are charged with OHV enforcement
- Maintained OHV patrol vehicles and ATVs

GOALS FOR FISCAL YEAR 2017-2018

- Continue to maintain existing OHV equipment
- Continue patrol operations
- Continue offering patrol training

DEPARTMENTAL BUDGET REQUEST FOR FISCAL YEAR 2017-2018

The Department's Fiscal Year 2017-2018 Requested Budget represents an overall decrease of \$17,822 in expenditures, and a decrease of \$17,822 in revenues, when compared to the Fiscal Year 2016-2017 Board Approved Budget. As a result, the Requested Net County Cost is increased by \$0.

Award is competitive and changes annually.

.

Personnel Costs did not change compared to the Fiscal Year 2016-2017 Board Approved Budget.

Revenues

4498 (STATE GRANTS) decreased by \$17,822: Grant is competitive and changes annually.

Personnel

The Department's Requested Budget represents no change in the number of fulltime equivalent (FTE) positions that are supported by this budget.

There are no personnel in this budget.

Services & Supplies

5173 (MAINTENANCE OF EQUIPMENT-MATER) decreased by \$500: OHV equipment is aging and requires annual maintenance; **5265** (PROFESSIONAL & SPECIAL SERVICE) increased by \$555: One new ATV (purchased last year) will need lights, radio, and graphics; **5311** (GENERAL OPERATING EXPENSE) decreased by \$552: Grant award was less than anticipated.

Support & Care of Persons

(There are no changes in this object category from the previous fiscal year.)

Fixed Assets

5655 (VEHICLES) decreased by \$16,500: No vehicle will be purchased.

FISCAL YEAR 2017-2018 REDUCTION IMPACTS TO BASE BUDGET

N/A

FISCAL YEAR 2017-2018 STATE/FEDERAL FUNDING SUMMARY

The funding source is through the California State Department of Parks and Recreation, Off-Highway Motor Vehicle Recreation Division (OHMVR).

The Grants and Cooperative Agreement Program supports the planning, acquisition, development, maintenance, administration, operation, enforcement, restoration, and conservation of trails, areas, and other facilities associated with the use of off-highway motor vehicles, and programs involving off-highway motor vehicles safety and education.

FISCAL YEAR 2017-2018 REGULATORY COMPLIANCE SUMMARY

N/A

MAJOR POLICY CONSIDERATIONS BEING REQUESTED

N/A

COUNTY OF INYO

BUD002A - BUDGET REQUESTS

RUNDATE: 06/30/2017 TODAY'S DATE: 08/18/2017

FOR FISCAL YEARS: 07/01/2015 - 06/30/18

	YTD ACTUALS 06/30/2016	BOARD APPROVED 06/30/2017	WORKING BUDGET 06/30/2017	YTD ACTUALS 06/30/2017	DEPT REQUESTED 06/30/2018	CAO RECOMM 06/30/2018	BOARD APPROVED 06/30/2018
BUDGET UNIT: 623517 OFF HWY VEHICLE GRANT 17-18							
FUND: 6851 OFF HIGHWAY VEHICLE 17-18							
REVENUES:							
4498 - STATE GRANTS	\$0	\$0	\$0	\$0	\$41,555	\$41,555	\$0
AID FROM OTHER GOVT AGENCIES	\$0	\$0	\$0	\$0	\$41,555	\$41,555	\$0
TOTAL REVENUES:	<u>\$0</u>	<u>\$0</u>	<u>\$0</u>	<u>\$0</u>	<u>\$41,555</u>	<u>\$41,555</u>	<u>\$0</u>
EXPENSES:							
5171 - MAINTENANCE OF EQUIPMENT	\$0	\$0	\$0	\$0	\$4,000	\$4,000	\$0
5173 - MAINTENANCE OF EQUIPMENT-MATER	\$0	\$0	\$0	\$0	\$2,000	\$2,000	\$0
5265 - PROFESSIONAL & SPECIAL SERVICE	\$0	\$0	\$0	\$0	\$3,555	\$3,555	\$0
5311 - GENERAL OPERATING EXPENSE	\$0	\$0	\$0	\$0	\$2,000	\$2,000	\$0
SERVICES & SUPPLIES	\$0	\$0	\$0	\$0	\$11,555	\$11,555	\$0
5121 - INTERNAL CHARGES	\$0	\$0	\$0	\$0	\$30,000	\$30,000	\$0
INTERNAL CHARGES	\$0	\$0	\$0	\$0	\$30,000	\$30,000	\$0
TOTAL EXPENSES:	<u>\$0</u>	<u>\$0</u>	<u>\$0</u>	<u>\$0</u>	<u>\$41,555</u>	<u>\$41,555</u>	<u>\$0</u>
BUDGET UNIT: 623517 OFF HWY VEHICLE GRANT 17-18	\$0	\$0	\$0	\$0	\$0	\$0	\$0

RAN 056610

DEPARTMENTAL FUNCTIONS

Maintain financial records for all activities relating to purchase, lease, operation, including personnel and related costs, and maintenance of automated fingerprint equipment and digital image photographic equipment, replacement of existing automated fingerprint equipment, digital image photographic equipment, and other equipment needed for the identification of individuals, and for the reimbursement of local agencies within the county which have previously purchased, leased, operated, or maintained automated fingerprint equipment and digital image photographic equipment from other funding sources.

The RAN/DNA board, which consists of Sheriff Lutze, DA Hardy, Probation Chief Thompson and Bishop Police Chief Stec, approves the expenditures for the coming fiscal year.

MAJOR ACCOMPLISHMENTS IN FISCAL YEAR 2016-2017

- Purchased a new LiveScan Fingerprint machine for the Bishop Police Department
- Reimbursed the Bishop Police Department for their WAN/LAN line
- Reimbursed the Probation Department for their CLETS line
- Paid for the LiveScan machine maintenance agreements for the Jail and Records

GOALS FOR FISCAL YEAR 2017-2018

- To reimburse the Probation Dept, the District Attorney's office and the Bishop PD for their CLETS lines
- To purchase a color printer and cartridges for the Probation Department
- To continue paying for the LiveScan Maintenance agreements for the machines at the Jail facility, in the Sheriff's Records department and at the Bishop PD
- To purchase printer cartridges for the District Attorney's office
- To purchase a camera with lens for the Sheriff's Department

DEPARTMENTAL BUDGET REQUEST FOR FISCAL YEAR 2017-2018

The Department's Fiscal Year 2017-2018 Requested Budget represents an overall decrease of \$20,251 in expenditures, and a decrease of \$20,251 in revenues, when compared to the Fiscal Year 2016-2017 Board Approved Budget. As a result, the Requested Net County Cost is increased by \$0.

Personnel Costs did not change compared to the Fiscal Year 2016-2017 Board Approved Budget.

Revenues

4214 (SUPERIOR COURT FINES) decreased by \$20,251: Funds will be transferred from the Automated Fingerprint Trust as funds are expended.

Personnel

The Department's Requested Budget represents no change in the number of fulltime equivalent (FTE) positions that are supported by this budget.

There are no personnel funded in this budget.

Services & Supplies

5232 (OFFICE & OTHER EQUIP < \$5,000) decreased by \$6,900: The decrease in expenditures reflects a decrease in requests for purchases; **5311** (GENERAL OPERATING EXPENSE) decreased by \$899: The decrease in expenditures reflects a decrease in requests for purchases; **5351** (UTILITIES) increased by \$10,548: This budget will be reimbursing the Probation Department the full cost of their CLETS line.

Support & Care of Persons

(There are no changes in this object category from the previous fiscal year.)

Fixed Assets

5650 (EQUIPMENT) decreased by \$23,000: This budget will not be purchasing a new LiveScan machine this fiscal year.

FISCAL YEAR 2017-2018 REDUCTION IMPACTS TO BASE BUDGET

N/A

FISCAL YEAR 2017-2018 STATE/FEDERAL FUNDING SUMMARY

RAN funding is accumulated through court fines and vehicle registrations.

FISCAL YEAR 2017-2018 REGULATORY COMPLIANCE SUMMARY

Funding to be used for all costs associated with the identification of individuals, which costs may include the purchase and use of new technologies, facilities and tools relating to the identification of individuals per Vehicle Code Section 9250.19, State of California.

MAJOR POLICY CONSIDERATIONS BEING REQUESTED

N/A

COUNTY OF INYO

BUD002A - BUDGET REQUESTS

RUNDATE: 06/30/2017 TODAY'S DATE: 08/18/2017

FOR FISCAL YEARS: 07/01/2015 - 06/30/18

	YTD ACTUALS 06/30/2016	BOARD APPROVED 06/30/2017	WORKING BUDGET 06/30/2017	YTD ACTUALS 06/30/2017	DEPT REQUESTED 06/30/2018	CAO RECOMM 06/30/2018	BOARD APPROVED 06/30/2018
BUDGET UNIT: 056610 RAN							
FUND: 0001 GENERAL FUND							
REVENUES:							
4214 - SUPERIOR COURT FINES	\$42,462	\$72,868	\$72,868	\$54,454	\$52,617	\$52,617	\$0
FINES & FORFEITURES	\$42,462	\$72,868	\$72,868	\$54,454	\$52,617	\$52,617	\$0
4998 - OPERATING TRANSFERS IN	\$6,831	\$0	\$0	\$0	\$0	\$0	\$0
OTHER FINANCING SOURCES	\$6,831	\$0	\$0	\$0	\$0	\$0	\$0
TOTAL REVENUES:	\$49,294	\$72,868	\$72,868	\$54,454	\$52,617	\$52,617	\$0
EXPENSES:							
5171 - MAINTENANCE OF EQUIPMENT	\$12,897	\$16,000	\$19,102	\$6,733	\$16,000	\$16,000	\$0
5232 - OFFICE & OTHER EQUIP < \$5,000	\$2,282	\$14,500	\$3,475	\$538	\$7,600	\$7,600	\$0
5311 - GENERAL OPERATING EXPENSE	\$1,065	\$6,288	\$6,288	\$1,980	\$5,389	\$5,389	\$0
5330 - TRAVEL EXPENSE-REQUIRED	\$0	\$0	\$0	\$484	\$0	\$0	\$0
5351 - UTILITIES	\$13,080	\$13,080	\$13,080	\$13,080	\$23,628	\$23,628	\$0
SERVICES & SUPPLIES	\$29,326	\$49,868	\$41,945	\$22,817	\$52,617	\$52,617	\$0
5650 - EQUIPMENT	\$19,967	\$23,000	\$34,025	\$32,122	\$0	\$0	\$0
FIXED ASSETS	\$19,967	\$23,000	\$34,025	\$32,122	\$0	\$0	\$0
TOTAL EXPENSES:	\$49,294	\$72,868	\$75,970	\$54,939	\$52,617	\$52,617	\$0
BUDGET UNIT: 056610 RAN	\$0	\$0	(\$3,102)	(\$484)	\$0	\$0	\$0

SHERIFF - SAFETY PERSONNEL

022710

DEPARTMENTAL FUNCTIONS

The Sheriff's Safety Budget includes personnel costs for the Sheriff, Patrol, Investigations and two Lieutenants.

Operations (Patrol) is comprised of one Lieutenant, three Sergeants, two Corporals and fourteen Deputy Positions. One Deputy Position is frozen, we have two vacancies due to recent separations, there are six Deputies in academy, two Deputies are completing their field training, we have one resident Deputy and one Corporal in the Tecopa-Shoshone and Death Valley areas. Upon completion of Field Training, one Deputy will be joining the resident Corporal and Deputy in the Tecopa-Shoshone area. This provides 24 hour patrol coverage in the Owens Valley.

One Lieutenant and one Corporal are assigned to Support Services. Support Services oversees Training, OES-Homeland Security, Animal Services, Wrap program, Grants, department vehicle and equipment maintenance, Communications/Dispatch, and Carry Concealed Weapons (CCW) permits.

In addition to the aforementioned, the Sheriff's office has a Special Enforcement Detail (SED) team that is comprised of individuals from Operations, Jail and Investigations.

MAJOR ACCOMPLISHMENTS IN FISCAL YEAR 2016-2017

- In spite of an alarmingly high rate of turnover this fiscal year, the Sheriff's Office has maintained 24 hour law enforcement coverage throughout Inyo County, and has managed to hire eight of the ten vacancies. Scheduling has been a constant challenge with employee overturn and internal and external recruitment changing the chain of command structure. Overtime has been necessary to maintain the department's presence in the local communities.
- Between July 2016 and April 2017, the Sheriff's Office has the following statistics to report: 9,738 total incidents, an increase of 920; 4,742 calls for service, an increase of 909; 4,996 officer initiated incidents, an increase of 11; 1,098 officer reports, an increase of 11; 273 misdemeanor arrests, a decrease of 55; 176 felony arrests, a decrease of 31; 65 search and rescues, an increase of 10 from the previous fiscal year.
- During the past fiscal year, the Sheriff's Office hired one lateral deputy and seven entry level deputies. We are currently in the recruitment process for two authorized deputy positions and have maintained one frozen deputy position.
- The WRAP program continues to be successful and a significant cost savings to the County. Services provided to multiple county facilities including landfills, airports, libraries, parks, campgrounds and other county facilities reduce personnel hours needed to clean and maintain public areas in and around county structures.
- The K-9 narcotics detection team has completed basic academy and they continue to attend bi-monthly trainings to gain skills and experience

GOALS FOR FISCAL YEAR 2017-2018

- Continue to recruit in an attempt to achieve authorized strength. Training for Deputies as experienced Deputies have been replaced by entry level or minimally experienced personnel. Continue to look for grant funding for additional personnel, training and equipment.
- Continue to analyze staffing allocations to provide more efficiency, better supervision and more cost effectiveness.
- Continue the level of community support we enjoy by providing the public with services within our scope of responsibility and availability. Maintain outstanding relationships developed with the Board of Supervisors and other county entities that allow for better public service through cooperation.
- Continue to make the Search and Rescue program available to meet any rescue need in the County, and assist elsewhere when requested, through improved equipment and training.

DEPARTMENTAL BUDGET REQUEST FOR FISCAL YEAR 2017-2018

The Department's Fiscal Year 2017-2018 Requested Budget represents an overall increase of \$170,036 in expenditures, and a decrease of \$6,938 in revenues, when compared to the Fiscal Year 2016-2017 Board Approved Budget. As a result, the Requested Net County Cost is increased by \$176,974.

Personnel Costs increased by \$109,653 compared to the Fiscal Year 2016-2017 Board Approved Budget, due to an increase in unfunded liability.

Revenues

4998 (OPERATING TRANSFERS IN) decreased by \$6,938: operating transfers are recommended by the CAO.

Personnel

The Department's Requested Budget represents no change in the number of fulltime equivalent (FTE) positions that are supported by this budget.

We are requesting the deletion of one full time Deputy position and the addition of one full time Corporal position. We would like to promote one of our senior Deputies to a Corporal position in order to provide supervision. Upon completion of field training, one of our newly trained Deputies will be relocating to the Tecopa-Shoshone area.

Services & Supplies

(There are no changes in this object category from the previous fiscal year.)

Support & Care of Persons

(There are no changes in this object category from the previous fiscal year.)

Fixed Assets

(There are no changes in this object category from the previous fiscal year.)

FISCAL YEAR 2017-2018 REDUCTION IMPACTS TO BASE BUDGET

N/A

FISCAL YEAR 2017-2018 STATE/FEDERAL FUNDING SUMMARY

N/A

FISCAL YEAR 2017-2018 REGULATORY COMPLIANCE SUMMARY

N/A

MAJOR POLICY CONSIDERATIONS BEING REQUESTED

N/A

COUNTY OF INYO

BUD002A - BUDGET REQUESTS

RUNDATE: 06/30/2017 TODAY'S DATE: 08/18/2017

FOR FISCAL YEARS: 07/01/2015 - 06/30/18

	YTD ACTUALS 06/30/2016	BOARD APPROVED 06/30/2017	WORKING BUDGET 06/30/2017	YTD ACTUALS 06/30/2017	DEPT REQUESTED 06/30/2018	CAO RECOMM 06/30/2018	BOARD APPROVED 06/30/2018
BUDGET UNIT: 022710 SHERIFF - SAFETY PERSONNEL							
FUND: 0001 GENERAL FUND							
REVENUES:							
4599 - OTHER AGENCIES	\$9,850	\$0	\$0	\$0	\$0	\$0	\$0
AID FROM OTHER GOVT AGENCIES	\$9,850	\$0	\$0	\$0	\$0	\$0	\$0
4821 - INTRA COUNTY CHARGES	\$67,600	\$75,000	\$75,000	\$61,713	\$75,000	\$75,000	\$0
CHARGES FOR CURRENT SERVICES	\$67,600	\$75,000	\$75,000	\$61,713	\$75,000	\$75,000	\$0
4998 - OPERATING TRANSFERS IN	\$6,699	\$6,938	\$6,938	\$6,938	\$0	\$0	\$0
OTHER FINANCING SOURCES	\$6,699	\$6,938	\$6,938	\$6,938	\$0	\$0	\$0
TOTAL REVENUES:	\$84,150	\$81,938	\$81,938	\$68,651	\$75,000	\$75,000	\$0
EXPENSES:							
5001 - SALARIED EMPLOYEES	\$2,055,049	\$2,207,214	\$2,130,931	\$2,055,374	\$2,109,684	\$2,035,857	\$0
5003 - OVERTIME	\$242,664	\$240,815	\$277,815	\$308,499	\$279,193	\$265,000	\$0
5004 - STANDBY TIME	\$8,778	\$11,835	\$11,835	\$8,172	\$11,275	\$11,275	\$0
5006 - 4850 TIME - WORKERS COMP	\$5,922	\$6,000	\$6,000	\$5	\$6,000	\$6,000	\$0
5021 - RETIREMENT & SOCIAL SECURITY	\$45,478	\$138,191	\$138,191	\$33,466	\$140,779	\$136,200	\$0
5022 - PERS RETIREMENT	\$611,873	\$601,030	\$601,030	\$600,722	\$567,838	\$559,454	\$0
5023 - RETIREMENT SAFETY-SIDE FUND	\$211,022	\$211,414	\$211,414	\$211,414	\$220,665	\$220,665	\$0
5024 - RETIREMENT-UNFUNDED LIAB	\$265,205	\$316,197	\$316,197	\$316,196	\$566,027	\$566,027	\$0
5031 - MEDICAL INSURANCE	\$377,763	\$469,683	\$469,683	\$376,361	\$441,548	\$421,735	\$0
5032 - DISABILITY INSURANCE	\$19,399	\$21,370	\$21,370	\$19,905	\$21,277	\$20,479	\$0
5033 - SHERIFF DEPUTIES DISABILITY	\$6,445	\$6,732	\$6,732	\$6,618	\$6,948	\$6,706	\$0
5034 - EDUCATION REIMBURSEMENT	\$0	\$700	\$700	\$0	\$700	\$700	\$0
5042 - SICK LEAVE BUY OUT	\$52,891	\$57,769	\$38,280	\$38,279	\$0	\$0	\$0
5043 - OTHER BENEFITS	\$24,566	\$24,228	\$83,000	\$83,242	\$50,000	\$50,000	\$0
5111 - CLOTHING	\$24,837	\$27,103	\$27,103	\$24,903	\$28,000	\$28,000	\$0
SALARIES & BENEFITS	\$3,951,899	\$4,340,281	\$4,340,281	\$4,083,161	\$4,449,934	\$4,328,098	\$0
5152 - WORKERS COMPENSATION	\$125,315	\$142,418	\$142,418	\$142,418	\$193,046	\$193,046	\$0
5155 - PUBLIC LIABILITY INSURANCE	\$24,012	\$56,258	\$56,258	\$56,257	\$66,013	\$66,013	\$0
INTERNAL CHARGES	\$149,327	\$198,676	\$198,676	\$198,675	\$259,059	\$259,059	\$0

COUNTY OF INYO

BUD002A - BUDGET REQUESTS

RUNDATE: 06/30/2017 TODAY'S DATE: 08/18/2017

FOR FISCAL YEARS: 07/01/2015 - 06/30/18

	YTD ACTUALS 06/30/2016	BOARD APPROVED 06/30/2017	WORKING BUDGET 06/30/2017	YTD ACTUALS 06/30/2017	DEPT REQUESTED 06/30/2018	CAO RECOMM 06/30/2018	BOARD APPROVED 06/30/2018
TOTAL EXPENSES:	\$4,101,226	\$4,538,957	\$4,538,957	\$4,281,837	\$4,708,993	\$4,587,157	\$0
BUDGET UNIT: 022710 SHERIFF - SAFETY PERSONNEL	(\$4,017,076)	(\$4,457,019)	(\$4,457,019)	(\$4,213,186)	(\$4,633,993)	(\$4,512,157)	\$0

VETERANS SERVICE OFFICER

056600

DEPARTMENTAL FUNCTIONS

This office advocates for the men and women who served in the Armed Forces of America, their dependents and their survivors relative to federal, state and local benefits entitled to them by law. This office provides the following services: comprehensive benefit counseling, claim development, preparation/submission, case management, networking with federal, state/local agencies, information/referral, and coordinates transportation and community outreach throughout both Inyo and Mono counties.

MAJOR ACCOMPLISHMENTS IN FISCAL YEAR 2016-2017

- Community Outreach Coordination and Collaboration - Met with Edmund G. Brown Jr., Governor State of California, Frank Bigelow Assembly member 5th District, and Devon Mathis Assembly Member 26th regarding the unique needs of our rural and remote veterans of Inyo and Mono Counties; nominated and selected to be 1 of 10 counties in all of the United States to be part of a pilot study for rural and remote veterans and their needs, conducted interviews with the Department of Veterans Affairs in Washington DC to provide input, data, recommendations, needs, and struggles of the area; Sierra NV VA Medical Center at Bishop City Hall and Choice Program Regional Director at Bishop City Hall and for medical providers; District, Driver's License and ID verifications stationed at Bishop VFW (88) applications and Lone Pine VFW (15) applications; Wounded Warrior/Disabled Sports Presentation and collaboration; Veterans Night Out planned, coordinated, and funded with no county cost dinner and entertainment for veterans and families (140 attendees); booths during Bishop Paiute CDD Housing Fair; Mono County CSS Health Fair, Senior Resource Fair, Veterans Night Out; Senior Veterans Dedication Speaker, Mammoth Lakes Veterans Day Celebration Speaker, Homerun for Heroes Derby Outreach, Lions Presentation, Inyo County HHS Staff Training; Veterans Helping Veterans Eastern Sierra deliver Christmas Trees, decorations and presents to veterans in need and CalVet Network Coordinator conducted 3 on-site visits collaborating on homeless/transit issues with VSO, VFW, Vets helping Vets and IMACA.
- Monthly: VA Mental Health/Suicide Prevention Trainings; Veteran Service Organization Leadership Meetings with Sierra NV VA Medical Center, VFW, American Legion; VSO-Veteran Benefit Administration/VA access updates; and quarterly: VA Transportation Grant Board of Supervisors Meeting.
- Scheduled outreaches to date: Mono County scheduled twice a month (Walker Senior Center-6); (Mammoth Lakes HHS-11); (Lee Vining Community Center-2); (Benton Community Center-2); S. Inyo-scheduled once a month (Lone Pine HHS-10), (Independence HHS-3); and provided as needed: Bishop Paiute Tribe; Sterling Heights (7); Bishop Care Center (2); Northern Inyo Hospital (3) Home Visits (15).
- Transportation provided: Vouchers through Esta (19) to date; VFW Van transport (55) to date.
- Significant influx of OIF/OEF/OND veterans seeking benefits.

GOALS FOR FISCAL YEAR 2017-2018

- Continue Coordination for transportation to and from VA medical appointments, outreach efforts; Collaborating with other county/government agencies; Continuing Education and meeting VA Requirements for continued VA access.
- Apply for VA housing grant to provide affordable housing to veterans in Inyo and Mono Counties.
- Continued outreach efforts to Post 9/11 veterans.

- Cooperative plan with probation for reintegration of released veterans.

DEPARTMENTAL BUDGET REQUEST FOR FISCAL YEAR 2017-2018

The Department's Fiscal Year 2017-2018 Requested Budget represents an overall decrease of \$15,187 in expenditures, and a decrease of \$14,771 in revenues, when compared to the Fiscal Year 2016-2017 Board Approved Budget. As a result, the Requested Net County Cost is decreased by \$416.

Personnel Costs decreased by \$15,077 compared to the Fiscal Year 2016-2017 Board Approved Budget, due to the separation of a long term employee and the hiring of a new employee.

Revenues

4473 (STATE AID FOR VETERANS AFFAIRS) decreased by \$7,873: CW5 referrals has decreased from HHS and will result in decrease in revenue; **4561** (AID FROM MONO COUNTY) decreased by \$6,898: Revenue decreased in order to reflect actual revenue received.

Personnel

The Department's Requested Budget represents no change in the number of fulltime equivalent (FTE) positions that are supported by this budget.

There are no changes in personnel.

Services & Supplies

5311 (GENERAL OPERATING EXPENSE) increased by \$289: Anticipated purchase of new computer screen; **5331** (TRAVEL EXPENSE) increased by \$756: Increase of outreach, training, presentations and advocacy; **5351** (UTILITIES) increased by \$60: Anticipated increase of utility costs.

Support & Care of Persons

(There are no changes in this object category from the previous fiscal year.)

Fixed Assets

(There are no changes in this object category from the previous fiscal year.)

FISCAL YEAR 2017-2018 REDUCTION IMPACTS TO BASE BUDGET

Reduction in workload units will reduce the CalVet Revenue distribution, these funds are predicated on this office being fully staffed and available to veterans. Reduction in veteran population in the area due to lack of employment and affordable housing. Inability to attend training will impact the revenue the county receives to cover travel costs.

FISCAL YEAR 2017-2018 STATE/FEDERAL FUNDING SUMMARY

California Department of Veteran Affairs (CalVet) is appropriated semi-annually. 972 Subvention is based on allocation for administration, training and workload units; 972 MediCal cost avoidance program is based on allocation from workload units generated from CW5's received from HHS; Veterans Service Office fund is based on allocation generated from DMV sales of veteran's license plates.

FISCAL YEAR 2017-2018 REGULATORY COMPLIANCE SUMMARY

California Department of Veteran Affairs (CalVet) provides funding for the following expenditures: training, association dues, outreach services and travel vouchers.

MAJOR POLICY CONSIDERATIONS BEING REQUESTED

N/A

COUNTY OF INYO

BUD002A - BUDGET REQUESTS

RUNDATE: 06/30/2017 TODAY'S DATE: 08/18/2017

FOR FISCAL YEARS: 07/01/2015 - 06/30/18

	YTD ACTUALS 06/30/2016	BOARD APPROVED 06/30/2017	WORKING BUDGET 06/30/2017	YTD ACTUALS 06/30/2017	DEPT REQUESTED 06/30/2018	CAO RECOMM 06/30/2018	BOARD APPROVED 06/30/2018
BUDGET UNIT: 056600 VETERANS SERVICE OFFICER							
FUND: 0001 GENERAL FUND							
REVENUES:							
4473 - STATE AID FOR VETERANS AFFAIRS	\$40,905	\$56,622	\$56,622	\$40,661	\$48,749	\$48,749	\$0
4561 - AID FROM MONO COUNTY	\$46,849	\$45,466	\$45,466	\$46,849	\$38,568	\$38,568	\$0
AID FROM OTHER GOVT AGENCIES	\$87,754	\$102,088	\$102,088	\$87,510	\$87,317	\$87,317	\$0
TOTAL REVENUES:	<u>\$87,754</u>	<u>\$102,088</u>	<u>\$102,088</u>	<u>\$87,510</u>	<u>\$87,317</u>	<u>\$87,317</u>	<u>\$0</u>
EXPENSES:							
5001 - SALARIED EMPLOYEES	\$65,816	\$69,073	\$59,540	\$56,167	\$64,680	\$64,680	\$0
5003 - OVERTIME	\$2,747	\$2,898	\$2,898	\$2,747	\$2,898	\$2,898	\$0
5005 - HOLIDAY OVERTIME	\$0	\$386	\$386	\$0	\$0	\$0	\$0
5012 - PART TIME EMPLOYEES	\$0	\$0	\$1,278	\$1,277	\$0	\$0	\$0
5021 - RETIREMENT & SOCIAL SECURITY	\$4,616	\$4,911	\$4,911	\$4,767	\$4,747	\$4,747	\$0
5022 - PERS RETIREMENT	\$15,469	\$15,951	\$15,951	\$9,906	\$4,826	\$4,826	\$0
5024 - RETIREMENT-UNFUNDED LIAB	\$0	\$0	\$0	\$0	\$9,155	\$9,155	\$0
5031 - MEDICAL INSURANCE	\$12,316	\$14,785	\$14,785	\$3,845	\$660	\$660	\$0
5032 - DISABILITY INSURANCE	\$510	\$642	\$642	\$485	\$548	\$548	\$0
5033 - SHERIFF DEPUTIES DISABILITY	\$1	\$0	\$0	\$0	\$0	\$0	\$0
5042 - SICK LEAVE BUY OUT	\$0	\$1,145	\$1,145	\$0	\$0	\$0	\$0
5043 - OTHER BENEFITS	\$0	\$0	\$8,255	\$8,586	\$7,200	\$7,200	\$0
5111 - CLOTHING	\$12	\$0	\$0	\$0	\$0	\$0	\$0
SALARIES & BENEFITS	\$101,489	\$109,791	\$109,791	\$87,783	\$94,714	\$94,714	\$0
5122 - CELL PHONES	\$743	\$816	\$816	\$766	\$816	\$816	\$0
5232 - OFFICE & OTHER EQUIP < \$5,000	\$0	\$0	\$336	\$335	\$0	\$0	\$0
5265 - PROFESSIONAL & SPECIAL SERVICE	\$103	\$0	\$0	\$0	\$0	\$0	\$0
5311 - GENERAL OPERATING EXPENSE	\$4,852	\$7,531	\$5,011	\$3,533	\$7,820	\$7,820	\$0
5331 - TRAVEL EXPENSE	\$5,717	\$4,119	\$6,303	\$5,390	\$4,875	\$4,875	\$0
5351 - UTILITIES	\$868	\$900	\$900	\$858	\$960	\$960	\$0
SERVICES & SUPPLIES	\$12,284	\$13,366	\$13,366	\$10,885	\$14,471	\$14,471	\$0
5123 - TECH REFRESH EXPENSE	\$966	\$1,157	\$1,157	\$1,157	\$1,941	\$1,941	\$0
5128 - INTERNAL SHREDDING CHARGES	\$265	\$144	\$144	\$144	\$150	\$150	\$0
5129 - INTERNAL COPY CHARGES (NON-IS)	\$87	\$80	\$80	\$109	\$89	\$89	\$0

COUNTY OF INYO

BUD002A - BUDGET REQUESTS

RUNDATE: 06/30/2017 TODAY'S DATE: 08/18/2017

FOR FISCAL YEARS: 07/01/2015 - 06/30/18

	YTD ACTUALS 06/30/2016	BOARD APPROVED 06/30/2017	WORKING BUDGET 06/30/2017	YTD ACTUALS 06/30/2017	DEPT REQUESTED 06/30/2018	CAO RECOMM 06/30/2018	BOARD APPROVED 06/30/2018
5152 - WORKERS COMPENSATION	\$1,062	\$949	\$949	\$949	\$989	\$989	\$0
5155 - PUBLIC LIABILITY INSURANCE	\$701	\$741	\$741	\$741	\$726	\$726	\$0
5315 - COUNTY COST PLAN	\$11,565	\$2,725	\$2,725	\$2,725	\$0	\$0	\$0
5333 - MOTOR POOL	\$3,650	\$4,000	\$4,000	\$2,851	\$4,686	\$4,686	\$0
INTERNAL CHARGES	\$18,298	\$9,796	\$9,796	\$8,677	\$8,581	\$8,581	\$0
5501 - SUPPORT & CARE OF PERSONS	\$2,084	\$2,000	\$2,000	\$1,738	\$2,000	\$2,000	\$0
OTHER CHARGES	\$2,084	\$2,000	\$2,000	\$1,738	\$2,000	\$2,000	\$0
TOTAL EXPENSES:	<u>\$134,158</u>	<u>\$134,953</u>	<u>\$134,953</u>	<u>\$109,084</u>	<u>\$119,766</u>	<u>\$119,766</u>	<u>\$0</u>
BUDGET UNIT: 056600 VETERANS SERVICE OFFICER	(\$46,404)	(\$32,865)	(\$32,865)	(\$21,574)	(\$32,449)	(\$32,449)	\$0

ROAD 034600

DEPARTMENTAL FUNCTIONS

The Road Department is responsible for the construction and maintenance of the roads and bridges on the County Maintained Mileage System.

MAJOR ACCOMPLISHMENTS IN FISCAL YEAR 2016-2017

- Snow management during one of the wettest winters on record
- Emergency opening of Whitney Portal and Horseshoe Meadows
- Played a pivotal role in preparing for the "Here It Comes" Emergency
- Maintained over 1,000 miles of roadway
- Accomplished all of this while personnel was down about 20% most of the year

GOALS FOR FISCAL YEAR 2017-2018

- Incorporate SB 1 funding into the department's workplan
- Re-visit snow removal policy with the Board of Supervisors
- Develop long term departmental priorities
- Complete agreement with US Forest Service for joint maintenance activities

DEPARTMENTAL BUDGET REQUEST FOR FISCAL YEAR 2017-2018

The Department's Fiscal Year 2017-2018 Requested Budget represents an overall decrease of \$2,072,012 in expenditures, and a decrease of \$1,009,083 in revenues, when compared to the Fiscal Year 2016-2017 Board Approved Budget. As a result, the Requested Net County Cost is decreased by \$1,062,929.

Personnel Costs increased by \$75,099 compared to the Fiscal Year 2016-2017 Board Approved Budget, due to increased benefit costs and increased overtime in anticipation of the "Here It Comes" Emergency.

Revenues

4141 (ROAD PRIVILEGES & PERMITS) increased by \$2,000: Based on actuals; **4301** (INTEREST FROM TREASURY) increased by \$5,000: Based on actuals; **4471** (STATE HIGHWAY USERS TAX) increased by \$1,352,232: Received new funding this fiscal year for SB 1; **4484** (REGIONAL SURFACE TRANS FUNDS) decreased by \$91,966: Based on allotted amount; **4499** (STATE OTHER) decreased by \$352,976: Based on allotted amount for projects; **4552** (FEDERAL OTHER) decreased by \$1,861,549: Based on allotted amount for projects; **4815** (PROJECT REIMBURSABLES) decreased by \$68,824: Based on actual needs for departments; **4959** (MISCELLANEOUS REVENUE) increased by \$7,000: Based on actuals.

Personnel

The Department's Requested Budget represents an increase in the number of fulltime equivalent (FTE) positions that are supported by this budget.

Increase in FTE's of .20

Services & Supplies

5122 (CELL PHONES) decreased by \$155: Based on actuals; **5191** (MAINTENANCE OF STRUCTURES) increased by \$600: Based on needs; **5199** (MAINT OF STRUCTURES-MATERIALS) increased by \$2,000: Based on needs; **5232** (OFFICE & OTHER EQUIP < \$5,000) decreased by \$2,900: Based on needs; **5265** (PROFESSIONAL & SPECIAL SERVICE) decreased by \$2,517,715: Based on actual contracted services; **5281** (RENTS & LEASES-EQUIPMENT) increased by \$43,160: Budgeted for the rental of an excavator for flooding; **5301** (SMALL TOOLS & INSTRUMENTS) increased by \$1,000: Based on need; **5309** (ROAD MATERIALS) increased by \$35,215: For the purchase of liquid asphalt; **5311** (GENERAL OPERATING EXPENSE) increased by \$13,100: Lahontan Water Board Habitat Enhancement Agreement.

Support & Care of Persons

(There are no changes in this object category from the previous fiscal year.)

Fixed Assets

5655 (VEHICLES) increased by \$30,000: For the purchase of a utility truck; **5700** (CONSTRUCTION IN PROGRESS) increased by \$204,891: Based on actual contracts.

FISCAL YEAR 2017-2018 REDUCTION IMPACTS TO BASE BUDGET

N/A

FISCAL YEAR 2017-2018 STATE/FEDERAL FUNDING SUMMARY

State and Federal funding identified in this budget are secure. Determining how to incorporate the new SB 1 Funding into our operations will be an ongoing process.

FISCAL YEAR 2017-2018 REGULATORY COMPLIANCE SUMMARY

N/A

MAJOR POLICY CONSIDERATIONS BEING REQUESTED

Determining how to incorporate the new SB 1 Funding into our operations will be an ongoing process.

COUNTY OF INYO

BUD002A - BUDGET REQUESTS

RUNDATE: 06/30/2017 TODAY'S DATE: 08/18/2017

FOR FISCAL YEARS: 07/01/2015 - 06/30/18

	YTD ACTUALS 06/30/2016	BOARD APPROVED 06/30/2017	WORKING BUDGET 06/30/2017	YTD ACTUALS 06/30/2017	DEPT REQUESTED 06/30/2018	CAO RECOMM 06/30/2018	BOARD APPROVED 06/30/2018
BUDGET UNIT: 034600 ROAD							
FUND: 0017 ROAD							
REVENUES:							
4141 - ROAD PRIVILEGES & PERMITS	\$17,950	\$15,000	\$15,000	\$20,109	\$17,000	\$17,000	\$0
LICENSES & PERMITS	\$17,950	\$15,000	\$15,000	\$20,109	\$17,000	\$17,000	\$0
4301 - INTEREST FROM TREASURY	\$25,339	\$5,000	\$5,000	\$37,976	\$10,000	\$30,000	\$0
REV USE OF MONEY & PROPERTY	\$25,339	\$5,000	\$5,000	\$37,976	\$10,000	\$30,000	\$0
4471 - STATE HIGHWAY USERS TAX	\$2,733,637	\$2,367,004	\$2,367,004	\$2,350,228	\$3,719,236	\$3,719,236	\$0
4484 - REGIONAL SURFACE TRANS FUNDS	\$941,052	\$910,807	\$910,807	\$910,904	\$818,841	\$818,841	\$0
4499 - STATE OTHER	\$0	\$790,000	\$790,000	\$453,409	\$437,024	\$437,024	\$0
4521 - FEDERAL FOREST RESERVE	\$233,894	\$200,000	\$200,000	\$234,328	\$200,000	\$230,000	\$0
4552 - FEDERAL OTHER	\$55,688	\$2,220,000	\$2,220,000	\$2,128,312	\$358,451	\$358,451	\$0
AID FROM OTHER GOVT AGENCIES	\$3,964,272	\$6,487,811	\$6,487,811	\$6,077,183	\$5,533,552	\$5,563,552	\$0
4815 - PROJECT REIMBURSABLES	\$176,724	\$96,920	\$96,920	\$166,097	\$28,096	\$28,096	\$0
4824 - INTER GOVERNMENT CHARGES	\$304	\$0	\$0	\$0	\$0	\$0	\$0
CHARGES FOR CURRENT SERVICES	\$177,029	\$96,920	\$96,920	\$166,097	\$28,096	\$28,096	\$0
4911 - SALES OF FIXED ASSETS	\$16,594	\$0	\$0	\$1,867	\$0	\$0	\$0
4922 - SALES OF COPIES	\$2	\$0	\$0	\$0	\$0	\$0	\$0
4959 - MISCELLANEOUS REVENUE	\$36,537	\$15,000	\$15,000	\$33,205	\$22,000	\$22,000	\$0
4999 - PRIOR YEARS REIMBURSEMENTS	\$1,268	\$0	\$0	\$487	\$0	\$0	\$0
OTHER REVENUE	\$54,403	\$15,000	\$15,000	\$35,559	\$22,000	\$22,000	\$0
TOTAL REVENUES:	\$4,238,996	\$6,619,731	\$6,619,731	\$6,336,926	\$5,610,648	\$5,660,648	\$0
EXPENSES:							
5001 - SALARIED EMPLOYEES	\$1,664,813	\$1,867,771	\$1,863,079	\$1,593,441	\$1,795,620	\$1,802,226	\$0
5003 - OVERTIME	\$33,451	\$40,000	\$130,000	\$97,095	\$70,000	\$70,000	\$0
5004 - STANDBY TIME	\$5,075	\$5,500	\$15,000	\$10,435	\$15,000	\$15,000	\$0
5012 - PART TIME EMPLOYEES	\$80,545	\$87,315	\$41,137	\$45,610	\$92,540	\$92,540	\$0
5021 - RETIREMENT & SOCIAL SECURITY	\$133,421	\$151,921	\$151,921	\$131,393	\$147,494	\$148,010	\$0
5022 - PERS RETIREMENT	\$414,252	\$472,010	\$472,010	\$412,306	\$267,595	\$268,713	\$0
5024 - RETIREMENT-UNFUNDED LIAB	\$0	\$0	\$0	\$0	\$296,362	\$296,362	\$0

COUNTY OF INYO

BUD002A - BUDGET REQUESTS

RUNDATE: 06/30/2017 TODAY'S DATE: 08/18/2017

FOR FISCAL YEARS: 07/01/2015 - 06/30/18

	YTD ACTUALS 06/30/2016	BOARD APPROVED 06/30/2017	WORKING BUDGET 06/30/2017	YTD ACTUALS 06/30/2017	DEPT REQUESTED 06/30/2018	CAO RECOMM 06/30/2018	BOARD APPROVED 06/30/2018
5025 - RETIREE HEALTH BENEFITS	\$187,819	\$216,770	\$216,770	\$229,698	\$246,881	\$246,881	\$0
5031 - MEDICAL INSURANCE	\$330,649	\$457,743	\$400,000	\$338,267	\$433,904	\$433,096	\$0
5032 - DISABILITY INSURANCE	\$13,775	\$19,550	\$19,550	\$14,625	\$18,935	\$19,001	\$0
5042 - SICK LEAVE BUY OUT	\$9,338	\$15,589	\$11,024	\$11,023	\$20,107	\$20,263	\$0
5043 - OTHER BENEFITS	\$29,003	\$23,322	\$37,000	\$34,822	\$28,152	\$28,152	\$0
SALARIES & BENEFITS	\$2,902,145	\$3,357,491	\$3,357,491	\$2,918,720	\$3,432,590	\$3,440,244	\$0
5112 - PERSONAL & SAFETY EQUIPMENT	\$11,196	\$10,000	\$13,005	\$11,743	\$10,000	\$10,000	\$0
5122 - CELL PHONES	\$1,125	\$1,550	\$3,550	\$2,372	\$1,395	\$1,395	\$0
5154 - UNEMPLOYMENT INSURANCE	\$2,675	\$2,500	\$18,000	\$15,743	\$2,500	\$2,500	\$0
5171 - MAINTENANCE OF EQUIPMENT	\$7,874	\$10,000	\$13,000	\$7,747	\$10,000	\$10,000	\$0
5173 - MAINTENANCE OF EQUIPMENT-MATER	\$121,714	\$125,000	\$174,188	\$151,964	\$125,000	\$125,000	\$0
5175 - MAINTENANCE - FUEL & LUBRICANT	\$196,358	\$201,000	\$253,000	\$214,335	\$201,000	\$201,000	\$0
5191 - MAINTENANCE OF STRUCTURES	\$1,112	\$2,400	\$2,400	\$1,891	\$3,000	\$3,000	\$0
5199 - MAINT OF STRUCTURES-MATERIALS	\$2,634	\$2,000	\$4,500	\$3,979	\$4,000	\$4,000	\$0
5232 - OFFICE & OTHER EQUIP < \$5,000	\$10,899	\$6,800	\$6,800	\$7,029	\$3,900	\$3,900	\$0
5260 - HEALTH - EMPLOYEE PHYSICALS	\$2,865	\$3,000	\$8,000	\$5,263	\$3,000	\$3,000	\$0
5263 - ADVERTISING	\$2,805	\$3,000	\$3,000	\$910	\$3,000	\$3,000	\$0
5265 - PROFESSIONAL & SPECIAL SERVICE	\$245,493	\$3,154,895	\$2,822,924	\$2,507,515	\$637,180	\$637,180	\$0
5281 - RENTS & LEASES-EQUIPMENT	\$5,281	\$7,000	\$80,461	\$68,334	\$50,160	\$50,160	\$0
5291 - OFFICE, SPACE & SITE RENTAL	\$33,643	\$39,400	\$39,451	\$35,114	\$39,400	\$39,400	\$0
5301 - SMALL TOOLS & INSTRUMENTS	\$7,696	\$7,000	\$7,000	\$6,010	\$8,000	\$8,000	\$0
5309 - ROAD MATERIALS	\$114,351	\$15,785	\$60,500	\$27,478	\$51,000	\$51,000	\$0
5310 - ROAD SIGNS & PAINT	\$16,468	\$20,000	\$29,591	\$22,096	\$20,000	\$20,000	\$0
5311 - GENERAL OPERATING EXPENSE	\$51,068	\$58,690	\$58,690	\$58,139	\$71,790	\$71,790	\$0
5331 - TRAVEL EXPENSE	\$6,196	\$10,086	\$5,000	\$4,127	\$10,086	\$10,086	\$0
5351 - UTILITIES	\$51,196	\$48,400	\$49,468	\$49,542	\$48,400	\$48,400	\$0
SERVICES & SUPPLIES	\$892,655	\$3,728,506	\$3,652,528	\$3,201,340	\$1,302,811	\$1,302,811	\$0
5123 - TECH REFRESH EXPENSE	\$3,354	\$8,211	\$8,211	\$8,211	\$8,890	\$8,890	\$0
5124 - EXTERNAL CHARGES	\$155,713	\$130,000	\$160,000	\$153,787	\$197,225	\$197,225	\$0
5128 - INTERNAL SHREDDING CHARGES	\$191	\$172	\$172	\$172	\$180	\$180	\$0
5129 - INTERNAL COPY CHARGES (NON-IS)	\$2,602	\$3,574	\$3,574	\$2,019	\$1,918	\$1,918	\$0
5152 - WORKERS COMPENSATION	\$172,295	\$127,874	\$127,874	\$127,874	\$123,770	\$123,770	\$0
5155 - PUBLIC LIABILITY INSURANCE	\$81,717	\$74,695	\$74,695	\$74,694	\$33,578	\$33,578	\$0
5315 - COUNTY COST PLAN	\$12,027	\$211,959	\$211,959	\$211,959	\$234,617	\$234,617	\$0

COUNTY OF INYO

BUD002A - BUDGET REQUESTS

RUNDATE: 06/30/2017 TODAY'S DATE: 08/18/2017

FOR FISCAL YEARS: 07/01/2015 - 06/30/18

	YTD ACTUALS 06/30/2016	BOARD APPROVED 06/30/2017	WORKING BUDGET 06/30/2017	YTD ACTUALS 06/30/2017	DEPT REQUESTED 06/30/2018	CAO RECOMM 06/30/2018	BOARD APPROVED 06/30/2018
5333 - MOTOR POOL	\$300	\$570	\$570	\$0	\$570	\$570	\$0
INTERNAL CHARGES	\$428,200	\$557,055	\$587,055	\$578,717	\$600,748	\$600,748	\$0
5650 - EQUIPMENT	\$752,951	\$0	\$23,000	\$20,811	\$0	\$0	\$0
5655 - VEHICLES	\$0	\$0	\$0	\$0	\$30,000	\$30,000	\$0
5700 - CONSTRUCTION IN PROGRESS	\$0	\$0	\$409,787	\$281,590	\$204,891	\$204,891	\$0
FIXED ASSETS	\$752,951	\$0	\$432,787	\$302,402	\$234,891	\$234,891	\$0
TOTAL EXPENSES:	\$4,975,953	\$7,643,052	\$8,029,861	\$7,001,181	\$5,571,040	\$5,578,694	\$0
BUDGET UNIT: 034600 ROAD	(\$736,957)	(\$1,023,321)	(\$1,410,130)	(\$664,255)	\$39,608	\$81,954	\$0

ROAD PROJECTS - STATE FUNDED

034601

DEPARTMENTAL FUNCTIONS

The Public Works Department supervises and administers the expenditure of funds for State-Funded Road projects. These funds typically come from the State and are allocated by the California Transportation Commission. This budget was established to track all costs associated with State-Funded Road projects. The budget also includes bridge projects and other transportation projects that are federally or state-funded.

MAJOR ACCOMPLISHMENTS IN FISCAL YEAR 2016-2017

- Completed construction of Ed Powers Road Bicycle Lane Project
- Awarded construction of West Bishop Resurfacing Project, construction was delayed due to issues with an unseasonably high water table
- Selected a design alternative for Carroll Creek Road Realignment, moving forward with 30% Plans, environmental reports and preliminary Right of Way (ROW)
- Environmental process for Striping and Rumble Strip HSIP is 90% complete

GOALS FOR FISCAL YEAR 2017-2018

- Complete construction of West Bishop Resurfacing Project
- Complete design and construction of Striping and Rumble Strip HSIP
- Carroll Creek Rd/Walker Creek Rd Bridges: Complete 60% Design Plans, complete Environmental Review, initiate ROW
- Complete RFA process to obtain funds for the portion of the maintenance projects programmed in the Bridge Preventative Maintenance Program, begin Preliminary Engineering

DEPARTMENTAL BUDGET REQUEST FOR FISCAL YEAR 2017-2018

The Department's Fiscal Year 2017-2018 Requested Budget represents an overall decrease of \$1,336,309 in expenditures, and a decrease of \$1,336,309 in revenues, when compared to the Fiscal Year 2016-2017 Board Approved Budget. As a result, the Requested Net County Cost is increased by \$0.

Personnel Costs did not change compared to the Fiscal Year 2016-2017 Board Approved Budget.

Revenues

4499 (STATE OTHER) decreased by \$25,197: Based on updated estimates; **4552** (FEDERAL OTHER) decreased by \$1,311,100: projects have been completed; **4599** (OTHER AGENCIES) decreased by \$12: based on actuals.

Personnel

The Department's Requested Budget represents no change in the number of fulltime equivalent (FTE) positions that are supported by this budget.

There are no personnel budgeted in State Funded Roads

Services & Supplies

(There are no changes in this object category from the previous fiscal year.)

Support & Care of Persons

(There are no changes in this object category from the previous fiscal year.)

Fixed Assets

5711 (ROAD PROJECT #11 SABRINA BRIDG) decreased by \$60,000: Based on updated estimates; **5734** (OAK CREEK) decreased by \$212,000: Project is completed; **5735** (CARROLL CREEK) decreased by \$80,000: Based on updated estimates; **5736** (WALKER CREEK) decreased by \$105,000: Based on updated estimates; **5738** (ED POWERS BICYCLE LANE) decreased by \$603,000: Project is completed; **5740** (W. BISHOP RESURFACING) decreased by \$25,197: Based on updated estimates; **5741** (BRIDGE PREVENTION MAIN PRG) decreased by \$65,000: funding is not available this fiscal year; **5742** (TRONA WILDROSE REVEGETATION) decreased by \$85,000: Based on updated estimates; **5743** (STRIPING & RUMBLE STRIP-HSIP) decreased by \$101,100: Based on updated estimates.

FISCAL YEAR 2017-2018 REDUCTION IMPACTS TO BASE BUDGET

N/A

FISCAL YEAR 2017-2018 STATE/FEDERAL FUNDING SUMMARY

Budget based on secure funding

FISCAL YEAR 2017-2018 REGULATORY COMPLIANCE SUMMARY

N/A

MAJOR POLICY CONSIDERATIONS BEING REQUESTED

N/A

COUNTY OF INYO

BUD002A - BUDGET REQUESTS

RUNDATE: 06/30/2017 TODAY'S DATE: 08/18/2017

FOR FISCAL YEARS: 07/01/2015 - 06/30/18

	YTD ACTUALS 06/30/2016	BOARD APPROVED 06/30/2017	WORKING BUDGET 06/30/2017	YTD ACTUALS 06/30/2017	DEPT REQUESTED 06/30/2018	CAO RECOMM 06/30/2018	BOARD APPROVED 06/30/2018
BUDGET UNIT: 034601 ROAD PROJECTS - STATE FUNDED							
FUND: 0025 STATE FUNDED ROAD PROJECTS							
REVENUES:							
4499 - STATE OTHER	\$21,745	\$2,885,000	\$2,885,000	\$0	\$2,859,803	\$2,859,803	\$0
4552 - FEDERAL OTHER	\$1,950,956	\$2,423,100	\$2,346,798	\$903,131	\$1,112,000	\$1,112,000	\$0
4599 - OTHER AGENCIES	\$49,439	\$12	\$72,683	\$121,842	\$0	\$0	\$0
AID FROM OTHER GOVT AGENCIES	\$2,022,141	\$5,308,112	\$5,304,481	\$1,024,973	\$3,971,803	\$3,971,803	\$0
TOTAL REVENUES:	\$2,022,141	\$5,308,112	\$5,304,481	\$1,024,973	\$3,971,803	\$3,971,803	\$0
EXPENSES:							
5121 - INTERNAL CHARGES	\$152	\$0	\$0	\$0	\$0	\$0	\$0
5129 - INTERNAL COPY CHARGES (NON-IS)	\$0	\$12	\$12	\$0	\$0	\$0	\$0
INTERNAL CHARGES	\$152	\$12	\$12	\$0	\$0	\$0	\$0
5711 - ROAD PROJECT #11 SABRINA BRIDG	\$17,054	\$75,000	\$82,165	\$23,834	\$15,000	\$15,000	\$0
5729 - SOUTH BISHOP RESURFACING	\$1,216,114	\$0	\$45,956	\$0	\$0	\$0	\$0
5734 - OAK CREEK	\$29,180	\$217,000	\$227,926	\$23,524	\$5,000	\$5,000	\$0
5735 - CARROLL CREEK	\$104,431	\$350,000	\$356,806	\$79,324	\$270,000	\$270,000	\$0
5736 - WALKER CREEK	\$92,796	\$350,000	\$350,000	\$69,277	\$245,000	\$245,000	\$0
5737 - SUNLAND BICYCLE LANES	\$592,788	\$0	\$0	\$0	\$0	\$0	\$0
5738 - ED POWERS BICYCLE LANE	\$17,528	\$603,000	\$633,861	\$585,887	\$0	\$0	\$0
5739 - SEE VEE LANE EXTENSION	\$589	\$0	\$0	\$0	\$0	\$0	\$0
5740 - W. BISHOP RESURFACING	\$20,225	\$2,885,000	\$2,886,609	\$16,559	\$2,859,803	\$2,859,803	\$0
5741 - BRIDGE PREVENTION MAIN PRG	\$4,164	\$65,000	\$65,000	\$0	\$0	\$0	\$0
5742 - TRONA WILDROSE REVEGETATION	\$0	\$100,000	\$100,000	\$0	\$15,000	\$15,000	\$0
5743 - STRIPING & RUMBLE STRIP-HSIP	\$0	\$663,100	\$663,100	\$5,624	\$562,000	\$562,000	\$0
FIXED ASSETS	\$2,094,871	\$5,308,100	\$5,411,423	\$804,033	\$3,971,803	\$3,971,803	\$0
5902 - CONTINGENCIES - PY ENCUMBRANCE	\$0	\$0	\$8,090	\$0	\$0	\$0	\$0
RESERVES	\$0	\$0	\$8,090	\$0	\$0	\$0	\$0
TOTAL EXPENSES:	\$2,095,024	\$5,308,112	\$5,419,525	\$804,033	\$3,971,803	\$3,971,803	\$0
BUDGET UNIT: 034601 ROAD PROJECTS - STATE FUNDED	(\$72,882)	\$0	(\$115,044)	\$220,939	\$0	\$0	\$0

PUBLIC WORKS

011500

DEPARTMENTAL FUNCTIONS

The Public Works Department provides engineering and management/administrative services for other County Departments, facilities, parks, and administers most construction projects. Some of the assigned departments include:

Building & Safety
 Maintenance of Buildings and Grounds
 Bishop, Independence, Lone Pine and Shoshone Airports
 Subdivision and Development Review
 Town Water Systems for Lone Pine, Independence and Laws
 State Funded Road Projects (STIP)
 Deferred Maintenance Projects
 ACO, TEA, and other County Projects
 LTC Administration and staff support
 The Big Pine, Independence, and Lone Pine Lighting Districts
 County Service Area #2

MAJOR ACCOMPLISHMENTS IN FISCAL YEAR 2016-2017

- Design and project management of road projects such as Ed Powers Road and Dehy Park
- Project management of emergency projects such as Lower Trona Wildrose, Whitney Portal , and Horseshoe Meadows
- Design and project management of deferred maintenance projects
- Design and project management for Big Pine Path and Tecopa Vending Machine
- Design and project management for airport projects

GOALS FOR FISCAL YEAR 2017-2018

- Standardize construction documents and procedures
- Cross train technical staff
- Continue to push deferred maintenance projects forward
- Continue pushing road and airport projects forward

DEPARTMENTAL BUDGET REQUEST FOR FISCAL YEAR 2017-2018

The Department's Fiscal Year 2017-2018 Requested Budget represents an overall increase of \$104,891 in expenditures, and a decrease of \$6,530 in revenues, when compared to the Fiscal Year 2016-2017 Board Approved Budget. As a result, the Requested Net County Cost is increased by \$111,421.

Personnel Costs increased by \$51,422 compared to the Fiscal Year 2016-2017 Board Approved Budget, due to standard increases in salary and retirement.

Revenues

4311 (RENTS) increased by \$550: Based on actuals; **4654** (PLANNING & ENGINEERING FEES) decreased by \$45,726: Based on actual projects; **4655** (MAP CHECKING) increased by \$100: Based on actuals; **4821** (INTRA COUNTY CHARGES) decreased by \$1,050: Based on actual projects; **4824** (INTER GOVERNMENT CHARGES) increased by \$39,596: Based on actual projects.

Personnel

The Department's Requested Budget represents a decrease in the number of fulltime equivalent (FTE) positions that are supported by this budget.

There was a decrease of .63 FTE's

Services & Supplies

5112 (PERSONAL & SAFETY EQUIPMENT) increased by \$150: Based on actuals; **5232** (OFFICE & OTHER EQUIP < \$5,000) decreased by \$100: Based on need; **5260** (HEALTH - EMPLOYEE PHYSICALS) increased by \$194: Based on the need to hire a vacant position; **5265** (PROFESSIONAL & SPECIAL SERVICE) increased by \$282: Based on contracted need; **5311** (GENERAL OPERATING EXPENSE) increased by \$180: Based on the need for some program upgrades; **5331** (TRAVEL EXPENSE) decreased by \$523: Based on travel needs for the engineers.

Support & Care of Persons

(There are no changes in this object category from the previous fiscal year.)

Fixed Assets

(There are no changes in this object category from the previous fiscal year.)

FISCAL YEAR 2017-2018 REDUCTION IMPACTS TO BASE BUDGET

We are unable to meet to FY 2017/2018 budget parameters without reducing services. This is due almost entirely to a \$31,000 increase in Retirement Costs and a \$43,571 increase in Public Liability.

FISCAL YEAR 2017-2018 STATE/FEDERAL FUNDING SUMMARY

N/A

FISCAL YEAR 2017-2018 REGULATORY COMPLIANCE SUMMARY

N/A

MAJOR POLICY CONSIDERATIONS BEING REQUESTED

N/A

COUNTY OF INYO

BUD002A - BUDGET REQUESTS

RUNDATE: 06/30/2017 TODAY'S DATE: 08/18/2017

FOR FISCAL YEARS: 07/01/2015 - 06/30/18

	YTD ACTUALS 06/30/2016	BOARD APPROVED 06/30/2017	WORKING BUDGET 06/30/2017	YTD ACTUALS 06/30/2017	DEPT REQUESTED 06/30/2018	CAO RECOMM 06/30/2018	BOARD APPROVED 06/30/2018
BUDGET UNIT: 011500 PUBLIC WORKS							
FUND: 0001 GENERAL FUND							
REVENUES:							
4311 - RENTS	\$215	\$0	\$524	\$585	\$550	\$550	\$0
REV USE OF MONEY & PROPERTY	\$215	\$0	\$524	\$585	\$550	\$550	\$0
4654 - PLANNING & ENGINEERING FEES	\$144,660	\$184,500	\$161,194	\$45,617	\$138,774	\$138,774	\$0
4655 - MAP CHECKING	\$625	\$400	\$443	\$760	\$500	\$500	\$0
4819 - SERVICES & FEES	\$472	\$500	\$500	\$608	\$500	\$500	\$0
4821 - INTRA COUNTY CHARGES	\$43,061	\$2,050	\$1,526	\$62	\$1,000	\$1,000	\$0
4824 - INTER GOVERNMENT CHARGES	\$179,584	\$196,695	\$220,058	\$197,395	\$236,291	\$236,291	\$0
CHARGES FOR CURRENT SERVICES	\$368,403	\$384,145	\$383,721	\$244,443	\$377,065	\$377,065	\$0
4922 - SALES OF COPIES	\$0	\$50	\$50	\$0	\$50	\$50	\$0
4959 - MISCELLANEOUS REVENUE	\$200	\$100	\$0	\$4	\$100	\$100	\$0
OTHER REVENUE	\$200	\$150	\$50	\$4	\$150	\$150	\$0
TOTAL REVENUES:	\$368,818	\$384,295	\$384,295	\$245,032	\$377,765	\$377,765	\$0
EXPENSES:							
5001 - SALARIED EMPLOYEES	\$395,512	\$462,231	\$460,467	\$387,503	\$478,592	\$479,185	\$0
5003 - OVERTIME	\$1,625	\$2,500	\$2,800	\$2,257	\$2,500	\$2,500	\$0
5021 - RETIREMENT & SOCIAL SECURITY	\$29,674	\$35,201	\$35,201	\$28,727	\$36,761	\$36,809	\$0
5022 - PERS RETIREMENT	\$92,819	\$104,073	\$104,073	\$86,261	\$58,111	\$58,170	\$0
5024 - RETIREMENT-UNFUNDED LIAB	\$0	\$0	\$0	\$0	\$77,364	\$77,364	\$0
5031 - MEDICAL INSURANCE	\$56,571	\$87,575	\$87,575	\$62,300	\$87,767	\$87,767	\$0
5032 - DISABILITY INSURANCE	\$3,101	\$4,553	\$4,553	\$3,317	\$4,785	\$4,791	\$0
5042 - SICK LEAVE BUY OUT	\$0	\$959	\$1,635	\$1,633	\$2,926	\$2,926	\$0
5043 - OTHER BENEFITS	\$8,611	\$1,012	\$1,800	\$3,071	\$720	\$720	\$0
SALARIES & BENEFITS	\$587,915	\$698,104	\$698,104	\$575,072	\$749,526	\$750,232	\$0
5112 - PERSONAL & SAFETY EQUIPMENT	\$0	\$0	\$0	\$0	\$150	\$150	\$0
5122 - CELL PHONES	\$302	\$500	\$500	\$302	\$500	\$500	\$0
5171 - MAINTENANCE OF EQUIPMENT	\$0	\$1,550	\$1,350	\$0	\$1,550	\$1,550	\$0
5191 - MAINTENANCE OF STRUCTURES	\$0	\$0	\$0	\$827	\$0	\$0	\$0
5232 - OFFICE & OTHER EQUIP < \$5,000	\$0	\$250	\$250	\$196	\$150	\$150	\$0

COUNTY OF INYO

BUD002A - BUDGET REQUESTS

RUNDATE: 06/30/2017 TODAY'S DATE: 08/18/2017

FOR FISCAL YEARS: 07/01/2015 - 06/30/18

	YTD ACTUALS 06/30/2016	BOARD APPROVED 06/30/2017	WORKING BUDGET 06/30/2017	YTD ACTUALS 06/30/2017	DEPT REQUESTED 06/30/2018	CAO RECOMM 06/30/2018	BOARD APPROVED 06/30/2018
5260 - HEALTH - EMPLOYEE PHYSICALS	\$0	\$526	\$526	\$0	\$720	\$720	\$0
5263 - ADVERTISING	\$544	\$400	\$400	\$0	\$400	\$400	\$0
5265 - PROFESSIONAL & SPECIAL SERVICE	\$666	\$200	\$400	\$705	\$482	\$482	\$0
5301 - SMALL TOOLS & INSTRUMENTS	\$0	\$40	\$40	\$0	\$40	\$40	\$0
5311 - GENERAL OPERATING EXPENSE	\$1,805	\$3,000	\$3,000	\$1,357	\$3,180	\$3,180	\$0
5331 - TRAVEL EXPENSE	\$0	\$3,246	\$3,246	\$2,941	\$2,723	\$2,723	\$0
SERVICES & SUPPLIES	\$3,319	\$9,712	\$9,712	\$6,331	\$9,895	\$9,895	\$0
5123 - TECH REFRESH EXPENSE	\$7,886	\$3,987	\$3,987	\$3,987	\$5,510	\$5,510	\$0
5124 - EXTERNAL CHARGES	\$7,674	\$7,000	\$7,000	\$3,317	\$7,000	\$7,000	\$0
5128 - INTERNAL SHREDDING CHARGES	\$191	\$172	\$172	\$172	\$180	\$180	\$0
5129 - INTERNAL COPY CHARGES (NON-IS)	\$1,838	\$2,568	\$2,568	\$1,368	\$1,338	\$1,338	\$0
5152 - WORKERS COMPENSATION	\$22,758	\$18,344	\$18,344	\$18,344	\$27,758	\$27,758	\$0
5155 - PUBLIC LIABILITY INSURANCE	\$10,368	\$85,964	\$85,964	\$85,963	\$129,535	\$129,535	\$0
5333 - MOTOR POOL	\$172	\$2,500	\$2,500	\$1,417	\$2,500	\$2,500	\$0
INTERNAL CHARGES	\$50,888	\$120,535	\$120,535	\$114,570	\$173,821	\$173,821	\$0
TOTAL EXPENSES:	\$642,123	\$828,351	\$828,351	\$695,974	\$933,242	\$933,948	\$0
BUDGET UNIT: 011500 PUBLIC WORKS	(\$273,305)	(\$444,056)	(\$444,056)	(\$450,941)	(\$555,477)	(\$556,183)	\$0

BIG PINE LIGHTING

800001

DEPARTMENTAL FUNCTIONS

The Public Works Department administers the Big Pine Lighting District, which is responsible for maintenance and utility costs for the lighting fixtures in the district. Funding for the Big Pine Lighting District is provided primarily through secured and unsecured property taxes.

MAJOR ACCOMPLISHMENTS IN FISCAL YEAR 2016-2017

- Continued administration and maintenance of the District

GOALS FOR FISCAL YEAR 2017-2018

- Administer District and ensure that lighting fixtures are maintained
- Replace lights as needed

DEPARTMENTAL BUDGET REQUEST FOR FISCAL YEAR 2017-2018

The Department's Fiscal Year 2017-2018 Requested Budget represents an overall decrease of \$2,587 in expenditures, and an increase of \$0 in revenues, when compared to the Fiscal Year 2016-2017 Board Approved Budget. As a result, the Requested Net County Cost is decreased by \$2,587.

Personnel Costs increased by \$48 compared to the Fiscal Year 2016-2017 Board Approved Budget, due to standard increases in personnel.

Revenues

(There are no changes in this object category from the previous fiscal year.)

Personnel

The Department's Requested Budget represents no change in the number of fulltime equivalent (FTE) positions that are supported by this budget.

There is no change in FTE's

Services & Supplies

(There are no changes in this object category from the previous fiscal year.)

Support & Care of Persons

(There are no changes in this object category from the previous fiscal year.)

Fixed Assets

(There are no changes in this object category from the previous fiscal year.)

FISCAL YEAR 2017-2018 REDUCTION IMPACTS TO BASE BUDGET

N/A

FISCAL YEAR 2017-2018 STATE/FEDERAL FUNDING SUMMARY

N/A

FISCAL YEAR 2017-2018 REGULATORY COMPLIANCE SUMMARY

N/A

MAJOR POLICY CONSIDERATIONS BEING REQUESTED

N/A

COUNTY OF INYO

BUD002A - BUDGET REQUESTS

RUNDATE: 06/30/2017 TODAY'S DATE: 08/18/2017

FOR FISCAL YEARS: 07/01/2015 - 06/30/18

	YTD ACTUALS 06/30/2016	BOARD APPROVED 06/30/2017	WORKING BUDGET 06/30/2017	YTD ACTUALS 06/30/2017	DEPT REQUESTED 06/30/2018	CAO RECOMM 06/30/2018	BOARD APPROVED 06/30/2018
BUDGET UNIT: 800001 BIG PINE LIGHTING							
FUND: 8000 BIG PINE LIGHTING							
REVENUES:							
4001 - CURRENT SECURED TAXES	\$19,027	\$16,000	\$16,000	\$20,365	\$16,000	\$16,000	\$0
4004 - CURRENT UNSECURED TAXES	\$2,310	\$2,500	\$2,500	\$2,252	\$2,500	\$2,500	\$0
4008 - SB813 DISTRIBUTIONS	\$57	\$150	\$150	\$107	\$150	\$150	\$0
4021 - PRIOR YEAR SECURED TAXES	\$28	\$50	\$50	\$200	\$50	\$50	\$0
4023 - PRIOR YEAR UNSECURED TAXES	\$94	\$150	\$150	\$250	\$150	\$150	\$0
TAXES - PROPERTY	\$21,518	\$18,850	\$18,850	\$23,175	\$18,850	\$18,850	\$0
4301 - INTEREST FROM TREASURY	\$1,463	\$300	\$300	\$2,555	\$300	\$300	\$0
4303 - INTEREST ON TAX FUNDS	\$0	\$0	\$0	\$3	\$0	\$0	\$0
REV USE OF MONEY & PROPERTY	\$1,463	\$300	\$300	\$2,559	\$300	\$300	\$0
4472 - HOMEOWNERS PROPERTY TAX RELIEF	\$142	\$50	\$50	\$140	\$50	\$50	\$0
AID FROM OTHER GOVT AGENCIES	\$142	\$50	\$50	\$140	\$50	\$50	\$0
TOTAL REVENUES:	\$23,124	\$19,200	\$19,200	\$25,875	\$19,200	\$19,200	\$0
EXPENSES:							
5001 - SALARIED EMPLOYEES	\$526	\$531	\$531	\$531	\$537	\$537	\$0
5021 - RETIREMENT & SOCIAL SECURITY	\$41	\$46	\$46	\$42	\$47	\$47	\$0
5022 - PERS RETIREMENT	\$133	\$142	\$142	\$141	\$89	\$89	\$0
5024 - RETIREMENT-UNFUNDED LIAB	\$0	\$0	\$0	\$0	\$92	\$92	\$0
5031 - MEDICAL INSURANCE	\$17	\$5	\$5	\$5	\$7	\$7	\$0
5032 - DISABILITY INSURANCE	\$4	\$5	\$5	\$4	\$5	\$5	\$0
5043 - OTHER BENEFITS	\$63	\$72	\$72	\$72	\$72	\$72	\$0
SALARIES & BENEFITS	\$787	\$801	\$801	\$797	\$849	\$849	\$0
5191 - MAINTENANCE OF STRUCTURES	\$0	\$500	\$500	\$0	\$500	\$500	\$0
5265 - PROFESSIONAL & SPECIAL SERVICE	\$0	\$363	\$363	\$0	\$363	\$363	\$0
5311 - GENERAL OPERATING EXPENSE	\$100	\$100	\$100	\$100	\$100	\$100	\$0
5351 - UTILITIES	\$7,588	\$8,500	\$8,500	\$5,608	\$8,500	\$8,500	\$0
SERVICES & SUPPLIES	\$7,688	\$9,463	\$9,463	\$5,708	\$9,463	\$9,463	\$0
5124 - EXTERNAL CHARGES	\$0	\$4,000	\$4,000	\$0	\$0	\$0	\$0

COUNTY OF INYO

BUD002A - BUDGET REQUESTS

RUNDATE: 06/30/2017 TODAY'S DATE: 08/18/2017

FOR FISCAL YEARS: 07/01/2015 - 06/30/18

	YTD ACTUALS 06/30/2016	BOARD APPROVED 06/30/2017	WORKING BUDGET 06/30/2017	YTD ACTUALS 06/30/2017	DEPT REQUESTED 06/30/2018	CAO RECOMM 06/30/2018	BOARD APPROVED 06/30/2018
5152 - WORKERS COMPENSATION	\$9	\$8	\$8	\$8	\$9	\$9	\$0
5155 - PUBLIC LIABILITY INSURANCE	\$6	\$6	\$6	\$6	\$7	\$7	\$0
5315 - COUNTY COST PLAN	\$192	\$1,300	\$1,300	\$1,300	\$2,663	\$2,663	\$0
INTERNAL CHARGES	\$207	\$5,314	\$5,314	\$1,314	\$2,679	\$2,679	\$0
TOTAL EXPENSES:	\$8,683	\$15,578	\$15,578	\$7,819	\$12,991	\$12,991	\$0
BUDGET UNIT: 800001 BIG PINE LIGHTING	\$14,440	\$3,622	\$3,622	\$18,055	\$6,209	\$6,209	\$0

BISHOP AIRPORT 150100

DEPARTMENTAL FUNCTIONS

Operating and maintaining the Bishop Airport in accordance with the standards defined by the Federal Aviation Administration and the State Division of Aeronautics.

MAJOR ACCOMPLISHMENTS IN FISCAL YEAR 2016-2017

- Installed Security Fencing and card operated gates on all access roads into the Bishop Airport
- Completed crack repair and slurry coat on runways 17/35 and all taxiways
- Completed runway and taxiway striping
- Procured two lighted runway closure X's as part of the FAA funded runway refurbishment
- Provided an alternate landing location to Jet Suite X, a 30 passenger jet service flying to Mammoth

GOALS FOR FISCAL YEAR 2017-2018

- Refurbishment of the ramp area around the terminal building
- Continue to secure funding for future AIP projects
- Continue to operate and maintain the Airports

DEPARTMENTAL BUDGET REQUEST FOR FISCAL YEAR 2017-2018

The Department's Fiscal Year 2017-2018 Requested Budget represents an overall increase of \$1,372 in expenditures, and an increase of \$14,158 in revenues, when compared to the Fiscal Year 2016-2017 Board Approved Budget. As a result, the Requested Net County Cost is decreased by \$12,786.

Personnel Costs increased by \$31,952 compared to the Fiscal Year 2016-2017 Board Approved Budget, due to shifts in personnel, increase in retirement costs and an increase in overtime and standby based on FY 16/17 actuals.

Revenues

4331 (AUTO PARKING) increased by \$4,000: Based on FY 16/17 actuals; **4333** (HANGER RENT) increased by \$7,158: 3% increase effective 1/1/18; **4338** (RAMP FEES) increased by \$3,000: based on FY 16/17 actuals.

Personnel

The Department's Requested Budget represents an increase in the number of fulltime equivalent (FTE) positions that are supported by this budget.

There is an increase in FTE's of .09 from the FY 16/17 budget

Services & Supplies

5122 (CELL PHONES) increased by \$250: Based on FY 16/17 actuals; **5171** (MAINTENANCE OF EQUIPMENT) increased by \$300: Based on FY 16/17 actuals; **5173** (MAINTENANCE OF EQUIPMENT-MATER) increased by \$6,300: Based on Shell Fuel Inspection needs; **5232** (OFFICE & OTHER EQUIP < \$5,000) decreased by \$750: Based on FY 17/18 needs; **5291** (OFFICE, SPACE & SITE RENTAL) increased by \$7,000: Increase in DWP lease; **5331** (TRAVEL EXPENSE) increased by \$1,000: Airport Manager training this fiscal year; **5361** (FUEL, OIL & WATER FOR RESALE) decreased by \$50,854: Based on FY 16/17 actuals.

Support & Care of Persons

(There are no changes in this object category from the previous fiscal year.)

Fixed Assets

(There are no changes in this object category from the previous fiscal year.)

FISCAL YEAR 2017-2018 REDUCTION IMPACTS TO BASE BUDGET

N/A

FISCAL YEAR 2017-2018 STATE/FEDERAL FUNDING SUMMARY

N/A

FISCAL YEAR 2017-2018 REGULATORY COMPLIANCE SUMMARY

N/A

MAJOR POLICY CONSIDERATIONS BEING REQUESTED

N/A

COUNTY OF INYO

BUD002A - BUDGET REQUESTS

RUNDATE: 06/30/2017 TODAY'S DATE: 08/18/2017

FOR FISCAL YEARS: 07/01/2015 - 06/30/18

	YTD ACTUALS 06/30/2016	BOARD APPROVED 06/30/2017	WORKING BUDGET 06/30/2017	YTD ACTUALS 06/30/2017	DEPT REQUESTED 06/30/2018	CAO RECOMM 06/30/2018	BOARD APPROVED 06/30/2018
BUDGET UNIT: 150100 BISHOP AIRPORT							
FUND: 1501 BISHOP AIRPORT OPERATING							
REVENUES:							
4321 - CABLE TV LEASE	\$0	\$29,315	\$29,315	\$29,315	\$29,315	\$29,315	\$0
4331 - AUTO PARKING	\$24,296	\$20,000	\$20,000	\$28,248	\$24,000	\$24,000	\$0
4333 - HANGER RENT	\$86,589	\$83,916	\$83,916	\$82,072	\$91,074	\$91,074	\$0
4334 - TIE DOWN FEES	\$11,462	\$12,000	\$10,745	\$11,644	\$12,000	\$12,000	\$0
4336 - RENT-A-CAR LEASE	\$1,500	\$1,800	\$900	\$750	\$1,800	\$1,800	\$0
4338 - RAMP FEES	\$16,330	\$13,000	\$16,407	\$25,871	\$16,000	\$16,000	\$0
4340 - HANGAR ONE AERO RENTS & LEASES	\$4,752 \$144,930	\$4,752 \$164,783	\$3,500 \$164,783	\$3,564 \$181,464	\$4,752 \$178,941	\$4,752 \$178,941	\$0 \$0
4301 - INTEREST FROM TREASURY	\$1,491	\$1,000	\$1,000	\$2,831	\$1,000	\$3,000	\$0
4311 - RENTS REV USE OF MONEY & PROPERTY	\$84,672 \$86,164	\$86,420 \$87,420	\$86,342 \$87,342	\$67,643 \$70,474	\$86,420 \$87,420	\$86,420 \$89,420	\$0 \$0
4819 - SERVICES & FEES	\$10,757	\$9,500	\$9,500	\$10,430	\$9,500	\$9,500	\$0
4931 - SALES OF AVIATION GAS	\$187,304	\$180,000	\$170,000	\$174,586	\$180,000	\$180,000	\$0
4932 - SALES OF JET A FUEL	\$507,584	\$529,800	\$525,000	\$497,963	\$529,800	\$529,800	\$0
4933 - SALES OF OIL	\$278	\$175	\$253	\$296	\$175	\$175	\$0
4937 - NON TAX-JET FUEL-MILITARY CHARGES FOR CURRENT SERVICES	\$210,368 \$916,293	\$250,000 \$969,475	\$267,510 \$972,263	\$271,735 \$955,012	\$250,000 \$969,475	\$250,000 \$969,475	\$0 \$0
4936 - MISCELLANEOUS SALES	\$9	\$20	\$10	\$10	\$20	\$20	\$0
4959 - MISCELLANEOUS REVENUE OTHER REVENUE	\$2,522 \$2,532	\$10,700 \$10,720	\$8,000 \$8,010	\$10,687 \$10,694	\$10,700 \$10,720	\$10,700 \$10,720	\$0 \$0
TOTAL REVENUES:	\$1,149,920	\$1,232,398	\$1,232,398	\$1,217,646	\$1,246,556	\$1,248,556	\$0
EXPENSES:							
5001 - SALARIED EMPLOYEES	\$128,228	\$137,439	\$133,512	\$135,365	\$149,138	\$149,187	\$0
5003 - OVERTIME	\$8,931	\$5,500	\$18,000	\$17,366	\$15,000	\$15,000	\$0
5004 - STANDBY TIME	\$15,415	\$13,500	\$15,000	\$15,269	\$15,000	\$15,000	\$0
5005 - HOLIDAY OVERTIME	\$1,721	\$1,500	\$750	\$390	\$1,500	\$1,500	\$0
5012 - PART TIME EMPLOYEES	\$20,466	\$24,428	\$22,000	\$22,026	\$28,032	\$28,032	\$0
5021 - RETIREMENT & SOCIAL SECURITY	\$13,009	\$12,780	\$15,000	\$14,327	\$13,979	\$13,982	\$0

COUNTY OF INYO

BUD002A - BUDGET REQUESTS

RUNDATE: 06/30/2017 TODAY'S DATE: 08/18/2017

FOR FISCAL YEARS: 07/01/2015 - 06/30/18

	YTD ACTUALS 06/30/2016	BOARD APPROVED 06/30/2017	WORKING BUDGET 06/30/2017	YTD ACTUALS 06/30/2017	DEPT REQUESTED 06/30/2018	CAO RECOMM 06/30/2018	BOARD APPROVED 06/30/2018
5022 - PERS RETIREMENT	\$32,289	\$33,744	\$33,672	\$34,287	\$22,036	\$22,040	\$0
5024 - RETIREMENT-UNFUNDED LIAB	\$0	\$0	\$0	\$0	\$25,177	\$25,177	\$0
5025 - RETIREE HEALTH BENEFITS	\$12,705	\$13,805	\$13,805	\$12,960	\$13,102	\$13,102	\$0
5031 - MEDICAL INSURANCE	\$25,816	\$34,777	\$27,000	\$24,643	\$25,915	\$25,859	\$0
5032 - DISABILITY INSURANCE	\$1,429	\$1,617	\$1,800	\$1,644	\$1,774	\$1,774	\$0
5042 - SICK LEAVE BUY OUT	\$0	\$1,449	\$0	\$0	\$1,711	\$1,711	\$0
5043 - OTHER BENEFITS	\$4,159	\$4,553	\$4,553	\$4,693	\$4,680	\$4,680	\$0
5099 - SALARY ADJUSTMENT	\$22,959	\$0	\$0	\$0	\$0	\$0	\$0
SALARIES & BENEFITS	\$286,941	\$285,092	\$285,092	\$282,976	\$317,044	\$317,044	\$0
5112 - PERSONAL & SAFETY EQUIPMENT	\$300	\$600	\$650	\$649	\$600	\$600	\$0
5122 - CELL PHONES	\$120	\$150	\$400	\$382	\$400	\$400	\$0
5171 - MAINTENANCE OF EQUIPMENT	\$1,599	\$2,750	\$3,400	\$1,982	\$3,050	\$3,050	\$0
5173 - MAINTENANCE OF EQUIPMENT-MATER	\$14,131	\$20,800	\$17,800	\$5,270	\$27,100	\$27,100	\$0
5199 - MAINT OF STRUCTURES-MATERIALS	\$236	\$500	\$500	\$0	\$500	\$500	\$0
5232 - OFFICE & OTHER EQUIP < \$5,000	\$0	\$1,000	\$796	\$795	\$250	\$250	\$0
5260 - HEALTH - EMPLOYEE PHYSICALS	\$98	\$0	\$0	\$0	\$0	\$0	\$0
5263 - ADVERTISING	\$189	\$250	\$100	\$100	\$250	\$250	\$0
5265 - PROFESSIONAL & SPECIAL SERVICE	\$11,811	\$19,100	\$36,983	\$16,420	\$19,100	\$19,100	\$0
5291 - OFFICE, SPACE & SITE RENTAL	\$68,658	\$71,860	\$72,560	\$72,500	\$78,860	\$78,860	\$0
5301 - SMALL TOOLS & INSTRUMENTS	\$285	\$200	\$300	\$299	\$200	\$200	\$0
5311 - GENERAL OPERATING EXPENSE	\$23,331	\$24,670	\$24,670	\$24,070	\$24,670	\$24,670	\$0
5331 - TRAVEL EXPENSE	\$1,402	\$0	\$2,500	\$1,010	\$1,000	\$1,000	\$0
5351 - UTILITIES	\$22,893	\$24,000	\$24,500	\$24,267	\$24,000	\$24,000	\$0
5361 - FUEL, OIL & WATER FOR RESALE	\$565,695	\$750,854	\$750,854	\$465,974	\$700,000	\$700,000	\$0
SERVICES & SUPPLIES	\$710,755	\$916,734	\$936,013	\$613,723	\$879,980	\$879,980	\$0
5123 - TECH REFRESH EXPENSE	\$916	\$1,132	\$1,132	\$1,132	\$1,816	\$1,816	\$0
5124 - EXTERNAL CHARGES	\$14,623	\$16,100	\$16,100	\$5,589	\$10,191	\$10,191	\$0
5129 - INTERNAL COPY CHARGES (NON-IS)	\$962	\$879	\$1,000	\$936	\$797	\$797	\$0
5152 - WORKERS COMPENSATION	\$2,766	\$2,071	\$2,071	\$2,071	\$3,242	\$3,242	\$0
5155 - PUBLIC LIABILITY INSURANCE	\$1,944	\$1,708	\$1,708	\$1,707	\$2,479	\$2,479	\$0
5315 - COUNTY COST PLAN	\$25,401	\$44,510	\$44,510	\$44,510	\$55,799	\$55,799	\$0
5333 - MOTOR POOL	\$0	\$9,968	\$2,500	\$2,843	\$8,218	\$8,218	\$0
INTERNAL CHARGES	\$46,612	\$76,368	\$69,021	\$58,790	\$82,542	\$82,542	\$0

COUNTY OF INYO

BUD002A - BUDGET REQUESTS

RUNDATE: 06/30/2017 TODAY'S DATE: 08/18/2017

FOR FISCAL YEARS: 07/01/2015 - 06/30/18

	YTD ACTUALS 06/30/2016	BOARD APPROVED 06/30/2017	WORKING BUDGET 06/30/2017	YTD ACTUALS 06/30/2017	DEPT REQUESTED 06/30/2018	CAO RECOMM 06/30/2018	BOARD APPROVED 06/30/2018
5799 - DEPRECIATION	\$43,781	\$0	\$0	\$0	\$0	\$0	\$0
DEPRECIATION	\$43,781	\$0	\$0	\$0	\$0	\$0	\$0
5801 - OPERATING TRANSFERS OUT	\$0	\$0	\$107,319	\$107,319	\$0	\$115,350	\$0
OTHER FINANCING USES	\$0	\$0	\$107,319	\$107,319	\$0	\$115,350	\$0
TOTAL EXPENSES:	<u>\$1,088,091</u>	<u>\$1,278,194</u>	<u>\$1,397,445</u>	<u>\$1,062,808</u>	<u>\$1,279,566</u>	<u>\$1,394,916</u>	<u>\$0</u>
BUDGET UNIT: 150100 BISHOP AIRPORT	\$61,829	(\$45,796)	(\$165,047)	\$154,838	(\$33,010)	(\$146,360)	\$0

BISHOP AIRPORT IMPROVE-PRJ 630303

DEPARTMENTAL FUNCTIONS

Houses all FAA grant funding at the Bishop Airport.

MAJOR ACCOMPLISHMENTS IN FISCAL YEAR 2016-2017

- Completed the construction of Airfield Crack Repair and Terminal Fencing Project
- Completed design of Bishop Apron Rehabilitation Project

GOALS FOR FISCAL YEAR 2017-2018

- Complete construction of Bishop Apron Rehabilitation Project
- Continue seeking FAA funding for improvement to the Bishop Airport

DEPARTMENTAL BUDGET REQUEST FOR FISCAL YEAR 2017-2018

The Department's Fiscal Year 2017-2018 Requested Budget represents an overall decrease of \$1,536,195 in expenditures, and a decrease of \$1,591,195 in revenues, when compared to the Fiscal Year 2016-2017 Board Approved Budget. As a result, the Requested Net County Cost is increased by \$55,000.

Personnel Costs did not change compared to the Fiscal Year 2016-2017 Board Approved Budget.

Revenues

4498 (STATE GRANTS) decreased by \$70,657: Based on remaining project amount; **4555** (FEDERAL GRANTS) decreased by \$1,382,575: Based on remaining project amount; **4562** (COUNTY CONTRIBUTION) increased by \$13,177: We were unable to obtain a State share on one of the projects which increased the county cost; **4998** (OPERATING TRANSFERS IN) decreased by \$151,140: Based on remaining project amount.

Personnel

The Department's Requested Budget represents no change in the number of fulltime equivalent (FTE) positions that are supported by this budget.

There are no personnel in this budget.

Services & Supplies

5173 (MAINTENANCE OF EQUIPMENT-MATER) increased by \$100,000: Based on remaining project costs; **5265** (PROFESSIONAL & SPECIAL SERVICE) decreased by \$93,879: Based on remaining project costs.

Support & Care of Persons

(There are no changes in this object category from the previous fiscal year.)

Fixed Assets

5700 (CONSTRUCTION IN PROGRESS) decreased by \$1,552,510: The construction portion of these projects is completed.

FISCAL YEAR 2017-2018 REDUCTION IMPACTS TO BASE BUDGET

N/A

FISCAL YEAR 2017-2018 STATE/FEDERAL FUNDING SUMMARY

Federal funding for these projects are secure.

FISCAL YEAR 2017-2018 REGULATORY COMPLIANCE SUMMARY

N/A

MAJOR POLICY CONSIDERATIONS BEING REQUESTED

N/A

COUNTY OF INYO

BUD002A - BUDGET REQUESTS

RUNDATE: 06/30/2017 TODAY'S DATE: 08/18/2017

FOR FISCAL YEARS: 07/01/2015 - 06/30/18

	YTD ACTUALS 06/30/2016	BOARD APPROVED 06/30/2017	WORKING BUDGET 06/30/2017	YTD ACTUALS 06/30/2017	DEPT REQUESTED 06/30/2018	CAO RECOMM 06/30/2018	BOARD APPROVED 06/30/2018
BUDGET UNIT: 630303 BISHOP AIRPORT IMPROVE-PRJ							
FUND: 6314 BISH AIRPORT IMPROVEMENT GRANT							
REVENUES:							
4498 - STATE GRANTS	\$0	\$78,661	\$78,661	\$50,251	\$8,004	\$8,004	\$0
4555 - FEDERAL GRANTS	\$2,986,909	\$1,573,208	\$1,573,208	\$385,514	\$190,633	\$190,633	\$0
4562 - COUNTY CONTRIBUTION	\$0	\$0	\$0	\$0	\$13,177	\$0	\$0
AID FROM OTHER GOVT AGENCIES	\$2,986,909	\$1,651,869	\$1,651,869	\$435,765	\$211,814	\$198,637	\$0
4998 - OPERATING TRANSFERS IN	\$147,468	\$151,140	\$258,459	\$201,681	\$0	\$13,177	\$0
OTHER FINANCING SOURCES	\$147,468	\$151,140	\$258,459	\$201,681	\$0	\$13,177	\$0
4901 - PRIOR YEARS REVENUE	\$0	\$0	\$0	\$8,960	\$0	\$0	\$0
OTHER REVENUE	\$0	\$0	\$0	\$8,960	\$0	\$0	\$0
TOTAL REVENUES:	\$3,131,981	\$1,803,009	\$1,910,328	\$644,088	\$211,814	\$211,814	\$0
EXPENSES:							
5173 - MAINTENANCE OF EQUIPMENT-MATER	\$0	\$0	\$0	\$0	\$100,000	\$100,000	\$0
5265 - PROFESSIONAL & SPECIAL SERVICE	\$334,845	\$160,499	\$405,330	\$153,235	\$66,620	\$66,620	\$0
SERVICES & SUPPLIES	\$334,845	\$160,499	\$405,330	\$153,235	\$166,620	\$166,620	\$0
5124 - EXTERNAL CHARGES	\$51,184	\$35,000	\$55,000	\$31,989	\$45,194	\$45,194	\$0
INTERNAL CHARGES	\$51,184	\$35,000	\$55,000	\$31,989	\$45,194	\$45,194	\$0
5700 - CONSTRUCTION IN PROGRESS	(\$0)	\$1,552,510	\$1,432,510	\$482,101	\$0	\$0	\$0
FIXED ASSETS	(\$0)	\$1,552,510	\$1,432,510	\$482,101	\$0	\$0	\$0
5799 - DEPRECIATION	\$26,874	\$0	\$0	\$0	\$0	\$0	\$0
DEPRECIATION	\$26,874	\$0	\$0	\$0	\$0	\$0	\$0
TOTAL EXPENSES:	\$412,904	\$1,748,009	\$1,892,840	\$667,325	\$211,814	\$211,814	\$0
BUDGET UNIT: 630303 BISHOP AIRPORT IMPROVE-PRJ	\$2,719,076	\$55,000	\$17,488	(\$23,237)	\$0	\$0	\$0

BISHOP IMPV-APRON PRJ 630304

DEPARTMENTAL FUNCTIONS

Houses the FAA grant funded project at the Bishop Airport for the Apron Project.

MAJOR ACCOMPLISHMENTS IN FISCAL YEAR 2016-2017

- Completed Design of Apron Rehabilitation Project
- Completed Bidding and Award of Construction Contract for the Apron Rehabilitation Project

GOALS FOR FISCAL YEAR 2017-2018

- Complete Construction of the Apron Rehabilitation Project
- Project closeout of the Apron Rehabilitation Project
- Continue seeking FAA funding for improvement to the Bishop Airport

DEPARTMENTAL BUDGET REQUEST FOR FISCAL YEAR 2017-2018

The Department's Fiscal Year 2017-2018 Requested Budget represents an overall increase of \$1,857,702 in expenditures, and an increase of \$1,857,702 in revenues, when compared to the Fiscal Year 2016-2017 Board Approved Budget. As a result, the Requested Net County Cost is increased by \$0.

Personnel Costs did not change compared to the Fiscal Year 2016-2017 Board Approved Budget.

Revenues

4498 (STATE GRANTS) increased by \$83,597: This is a new grant for the Bishop Apron Project; **4555** (FEDERAL GRANTS) increased by \$1,671,932: This is a new grant for the Bishop Apron Project; **4562** (COUNTY CONTRIBUTION) increased by \$102,173: This is a new grant for the Bishop Apron Project.

Personnel

The Department's Requested Budget represents no change in the number of fulltime equivalent (FTE) positions that are supported by this budget.

There are no personnel paid out of this budget.

Services & Supplies

5265 (PROFESSIONAL & SPECIAL SERVICE) increased by \$126,500: This is a new grant for the Bishop Apron Project.

Support & Care of Persons

(There are no changes in this object category from the previous fiscal year.)

Fixed Assets

5700 (CONSTRUCTION IN PROGRESS) increased by \$1,697,702: This is a new grant for the Bishop Apron Project.

FISCAL YEAR 2017-2018 REDUCTION IMPACTS TO BASE BUDGET

N/A

FISCAL YEAR 2017-2018 STATE/FEDERAL FUNDING SUMMARY

Federal funding will be secured upon completion of the bid process. Board of Supervisors has been apprised of any risk associated with this funding. State match funding will be sought prior to commencement of construction. There is no indication that these funds won't be available.

FISCAL YEAR 2017-2018 REGULATORY COMPLIANCE SUMMARY

N/A

MAJOR POLICY CONSIDERATIONS BEING REQUESTED

N/A

COUNTY OF INYO

BUD002A - BUDGET REQUESTS

RUNDATE: 06/30/2017 TODAY'S DATE: 08/18/2017

FOR FISCAL YEARS: 07/01/2015 - 06/30/18

	YTD ACTUALS 06/30/2016	BOARD APPROVED 06/30/2017	WORKING BUDGET 06/30/2017	YTD ACTUALS 06/30/2017	DEPT REQUESTED 06/30/2018	CAO RECOMM 06/30/2018	BOARD APPROVED 06/30/2018
BUDGET UNIT: 630304 BISHOP IMPV-APRON PRJ							
FUND: 6317 BISH IMPV APRON PRJ							
REVENUES:							
4498 - STATE GRANTS	\$0	\$0	\$0	\$0	\$83,597	\$83,597	\$0
4555 - FEDERAL GRANTS	\$0	\$0	\$0	\$0	\$1,671,932	\$1,671,932	\$0
4562 - COUNTY CONTRIBUTION	\$0	\$0	\$0	\$0	\$102,173	\$0	\$0
AID FROM OTHER GOVT AGENCIES	\$0	\$0	\$0	\$0	\$1,857,702	\$1,755,529	\$0
4998 - OPERATING TRANSFERS IN	\$0	\$0	\$0	\$0	\$0	\$102,173	\$0
OTHER FINANCING SOURCES	\$0	\$0	\$0	\$0	\$0	\$102,173	\$0
TOTAL REVENUES:	<u>\$0</u>	<u>\$0</u>	<u>\$0</u>	<u>\$0</u>	<u>\$1,857,702</u>	<u>\$1,857,702</u>	<u>\$0</u>
EXPENSES:							
5265 - PROFESSIONAL & SPECIAL SERVICE	\$0	\$0	\$0	\$0	\$126,500	\$126,500	\$0
SERVICES & SUPPLIES	\$0	\$0	\$0	\$0	\$126,500	\$126,500	\$0
5124 - EXTERNAL CHARGES	\$0	\$0	\$0	\$0	\$33,500	\$33,500	\$0
INTERNAL CHARGES	\$0	\$0	\$0	\$0	\$33,500	\$33,500	\$0
5700 - CONSTRUCTION IN PROGRESS	\$0	\$0	\$0	\$0	\$1,697,702	\$1,697,702	\$0
FIXED ASSETS	\$0	\$0	\$0	\$0	\$1,697,702	\$1,697,702	\$0
TOTAL EXPENSES:	<u>\$0</u>	<u>\$0</u>	<u>\$0</u>	<u>\$0</u>	<u>\$1,857,702</u>	<u>\$1,857,702</u>	<u>\$0</u>
BUDGET UNIT: 630304 BISHOP IMPV-APRON PRJ	\$0	\$0	\$0	\$0	\$0	\$0	\$0

BISHOP AIRPORT - SPECIAL 150200

DEPARTMENTAL FUNCTIONS

This budget expends funds from an annual grant provided by the State Department of Transportation, Division of Aeronautics. The funding is discretionary and is intended for operations and maintenance at General Aviation Airports. The Bishop Airport Special Aviation Budget augments the Bishop Airport Operating Budget by paying for such items as Fire & Casualty Insurance and maintenance to the Airport grounds.

MAJOR ACCOMPLISHMENTS IN FISCAL YEAR 2016-2017

- Provided financial relief to the Bishop Airport Operating Budget

GOALS FOR FISCAL YEAR 2017-2018

- Continue to provide financial relief to the Bishop Airport Operating Budget

DEPARTMENTAL BUDGET REQUEST FOR FISCAL YEAR 2017-2018

The Department's Fiscal Year 2017-2018 Requested Budget represents an overall increase of \$0 in expenditures, and an increase of \$0 in revenues, when compared to the Fiscal Year 2016-2017 Board Approved Budget. As a result, the Requested Net County Cost is increased by \$0.

Personnel Costs did not change compared to the Fiscal Year 2016-2017 Board Approved Budget.

Revenues

(There are no changes in this object category from the previous fiscal year.)

Personnel

The Department's Requested Budget represents no change in the number of fulltime equivalent (FTE) positions that are supported by this budget.

There are no personnel in this budget.

Services & Supplies

5265 (PROFESSIONAL & SPECIAL SERVICE) decreased by \$259: Budget based on estimated FY 16/17 year end.

Support & Care of Persons

(There are no changes in this object category from the previous fiscal year.)

Fixed Assets

(There are no changes in this object category from the previous fiscal year.)

FISCAL YEAR 2017-2018 REDUCTION IMPACTS TO BASE BUDGET

N/A

FISCAL YEAR 2017-2018 STATE/FEDERAL FUNDING SUMMARY

This funding is secure once the application is approved.

FISCAL YEAR 2017-2018 REGULATORY COMPLIANCE SUMMARY

N/A

MAJOR POLICY CONSIDERATIONS BEING REQUESTED

N/A

COUNTY OF INYO

BUD002A - BUDGET REQUESTS

RUNDATE: 06/30/2017 TODAY'S DATE: 08/18/2017

FOR FISCAL YEARS: 07/01/2015 - 06/30/18

	YTD ACTUALS 06/30/2016	BOARD APPROVED 06/30/2017	WORKING BUDGET 06/30/2017	YTD ACTUALS 06/30/2017	DEPT REQUESTED 06/30/2018	CAO RECOMM 06/30/2018	BOARD APPROVED 06/30/2018
BUDGET UNIT: 150200 BISHOP AIRPORT - SPECIAL							
FUND: 1502 BISH AIRPORT SPECIAL AVIATION							
REVENUES:							
4334 - TIE DOWN FEES	\$50	\$0	\$0	\$0	\$0	\$0	\$0
RENTS & LEASES	\$50	\$0	\$0	\$0	\$0	\$0	\$0
4301 - INTEREST FROM TREASURY	\$47	\$0	\$0	\$91	\$0	\$0	\$0
REV USE OF MONEY & PROPERTY	\$47	\$0	\$0	\$91	\$0	\$0	\$0
4401 - STATE AID FOR AVIATION	\$10,000	\$10,000	\$10,000	\$10,000	\$10,000	\$10,000	\$0
AID FROM OTHER GOVT AGENCIES	\$10,000	\$10,000	\$10,000	\$10,000	\$10,000	\$10,000	\$0
TOTAL REVENUES:	\$10,097	\$10,000	\$10,000	\$10,091	\$10,000	\$10,000	\$0
EXPENSES:							
5153 - FIRE & CASUALTY INSURANCE	\$3,245	\$3,575	\$3,575	\$3,245	\$3,575	\$3,575	\$0
5265 - PROFESSIONAL & SPECIAL SERVICE	\$1,477	\$2,317	\$2,317	\$0	\$2,058	\$2,058	\$0
5311 - GENERAL OPERATING EXPENSE	\$510	\$2,528	\$2,528	\$2,445	\$2,528	\$2,528	\$0
SERVICES & SUPPLIES	\$5,233	\$8,420	\$8,420	\$5,690	\$8,161	\$8,161	\$0
5121 - INTERNAL CHARGES	\$0	\$578	\$578	\$0	\$578	\$578	\$0
5124 - EXTERNAL CHARGES	\$978	\$1,000	\$1,000	\$0	\$1,261	\$1,261	\$0
5129 - INTERNAL COPY CHARGES (NON-IS)	\$1	\$2	\$2	\$0	\$0	\$0	\$0
INTERNAL CHARGES	\$979	\$1,580	\$1,580	\$0	\$1,839	\$1,839	\$0
TOTAL EXPENSES:	\$6,212	\$10,000	\$10,000	\$5,690	\$10,000	\$10,000	\$0
BUDGET UNIT: 150200 BISHOP AIRPORT - SPECIAL	\$3,884	\$0	\$0	\$4,400	\$0	\$0	\$0

BUILDING & SAFETY

023200

DEPARTMENTAL FUNCTIONS

Under the purview of the Public Works Department, the Building and Safety Division provides the following functions:

- o Plan checking and inspections for building construction in the unincorporated areas of the County
- o Performs safety inspections of existing buildings
- o Provides code and permit related answers to questions in person by telephone or fax
- o Issues permits over the counter or by mail from two locations in the County
- o Interacts with other agencies, County, State, LADWP, and SCE as needed during the permit process
- o Interacts with disaster agencies as needed
- o Keeps accurate records of inspections, notices, and interactions with the public

MAJOR ACCOMPLISHMENTS IN FISCAL YEAR 2016-2017

- Developed Cooperative Building Plancheck and Inspection Agreement with the City of Bishop
- Implemented Cooperative Building Plancheck and Inspection Agreement with the City of Bishop
- Relocated from South Street to City of Bishop Offices

GOALS FOR FISCAL YEAR 2017-2018

- Refine and integrate Inyo County and City of Bishop operations and procedures
- Review Fee Structure
- Update Permit Tracking Procedures

DEPARTMENTAL BUDGET REQUEST FOR FISCAL YEAR 2017-2018

The Department's Fiscal Year 2017-2018 Requested Budget represents an overall decrease of \$40,937 in expenditures, and an increase of \$20,178 in revenues, when compared to the Fiscal Year 2016-2017 Board Approved Budget. As a result, the Requested Net County Cost is decreased by \$61,115.

Personnel Costs increased by \$74,359 compared to the Fiscal Year 2016-2017 Board Approved Budget, due to addition of a second position in the Building and Safety Department.

Revenues

4131 (CONSTRUCTION PERMITS) increased by \$10,000: Based on FY 16/17 actuals less unusual one time permits pulled by CG Roxanne and Xanterra; **4135** (FEES FOR CONTINUING EDUCATION) increased by \$128: Based on FY 16/17 actuals; **4819** (SERVICES & FEES) increased by \$10,000: Full year contract with the City of Bishop; **4922** (SALES OF COPIES) increased by \$50: Based on FY 16/17 actuals.

Personnel

The Department's Requested Budget represents an increase in the number of fulltime equivalent (FTE) positions that are supported by this budget.

The FTE's increased by .41 FTE this fiscal year from the Board Approved FY 16/17 budget

Services & Supplies

5122 (CELL PHONES) increased by \$100: based on FY 16/17 actuals; **5232** (OFFICE & OTHER EQUIP < \$5,000) decreased by \$350: Based on FY 17/18 needs; **5265** (PROFESSIONAL & SPECIAL SERVICE) decreased by \$62,500: Due to the ending of contracted services. Now includes only funds for outside plancheck if necessary; **5311** (GENERAL OPERATING EXPENSE) decreased by \$360: Based on FY 16/17 actuals; **5351** (UTILITIES) increased by \$1,975: Accepting the opportunity to work with the City of Bishop we were able to upgrade our phones and phone lines in order to better serve our customers. This increased our monthly service charges.

Support & Care of Persons

(There are no changes in this object category from the previous fiscal year.)

Fixed Assets

(There are no changes in this object category from the previous fiscal year.)

FISCAL YEAR 2017-2018 REDUCTION IMPACTS TO BASE BUDGET

N/A

FISCAL YEAR 2017-2018 STATE/FEDERAL FUNDING SUMMARY

N/A

FISCAL YEAR 2017-2018 REGULATORY COMPLIANCE SUMMARY

N/A

MAJOR POLICY CONSIDERATIONS BEING REQUESTED

N/A

COUNTY OF INYO

BUD002A - BUDGET REQUESTS

RUNDATE: 06/30/2017 TODAY'S DATE: 08/18/2017

FOR FISCAL YEARS: 07/01/2015 - 06/30/18

	YTD ACTUALS 06/30/2016	BOARD APPROVED 06/30/2017	WORKING BUDGET 06/30/2017	YTD ACTUALS 06/30/2017	DEPT REQUESTED 06/30/2018	CAO RECOMM 06/30/2018	BOARD APPROVED 06/30/2018
BUDGET UNIT: 023200 BUILDING & SAFETY							
FUND: 0001 GENERAL FUND							
REVENUES:							
4131 - CONSTRUCTION PERMITS	\$225,688	\$117,500	\$127,450	\$196,350	\$127,500	\$333,500	\$0
4135 - FEES FOR CONTINUING EDUCATION LICENSES & PERMITS	\$0 \$225,688	\$1,500 \$119,000	\$1,500 \$128,950	\$8,090 \$204,441	\$1,628 \$129,128	\$1,628 \$335,128	\$0 \$0
4819 - SERVICES & FEES CHARGES FOR CURRENT SERVICES	\$0 \$0	\$50,000 \$50,000	\$40,000 \$40,000	\$40,000 \$40,000	\$60,000 \$60,000	\$60,000 \$60,000	\$0 \$0
4922 - SALES OF COPIES OTHER REVENUE	\$726 \$726	\$550 \$550	\$600 \$600	\$707 \$707	\$600 \$600	\$600 \$600	\$0 \$0
TOTAL REVENUES:	\$226,415	\$169,550	\$169,550	\$245,148	\$189,728	\$395,728	\$0
EXPENSES:							
5001 - SALARIED EMPLOYEES	\$115,194	\$142,769	\$128,269	\$119,346	\$192,814	\$193,300	\$0
5003 - OVERTIME	\$0	\$0	\$2,500	\$1,938	\$3,000	\$3,000	\$0
5021 - RETIREMENT & SOCIAL SECURITY	\$8,745	\$11,060	\$11,060	\$9,865	\$15,106	\$15,144	\$0
5022 - PERS RETIREMENT	\$29,548	\$31,832	\$31,832	\$24,179	\$21,307	\$21,350	\$0
5024 - RETIREMENT-UNFUNDED LIAB	\$0	\$0	\$0	\$0	\$22,156	\$22,156	\$0
5031 - MEDICAL INSURANCE	\$16,151	\$36,045	\$36,045	\$27,767	\$36,664	\$36,664	\$0
5032 - DISABILITY INSURANCE	\$978	\$1,428	\$1,428	\$1,138	\$1,910	\$1,914	\$0
5042 - SICK LEAVE BUY OUT	\$0	\$0	\$0	\$0	\$1,087	\$1,087	\$0
5043 - OTHER BENEFITS SALARIES & BENEFITS	\$1,727 \$172,346	\$1,807 \$224,941	\$13,807 \$224,941	\$13,231 \$197,467	\$5,256 \$299,300	\$5,256 \$299,871	\$0 \$0
5122 - CELL PHONES	\$1,073	\$1,100	\$1,100	\$966	\$1,200	\$1,200	\$0
5232 - OFFICE & OTHER EQUIP < \$5,000	\$92	\$700	\$1,504	\$1,504	\$350	\$350	\$0
5263 - ADVERTISING	\$0	\$0	\$312	\$312	\$0	\$0	\$0
5265 - PROFESSIONAL & SPECIAL SERVICE	\$13,138	\$72,500	\$105,083	\$104,247	\$10,000	\$10,000	\$0
5301 - SMALL TOOLS & INSTRUMENTS	\$47	\$200	\$196	\$0	\$200	\$200	\$0
5311 - GENERAL OPERATING EXPENSE	\$2,018	\$5,112	\$3,250	\$1,575	\$4,752	\$4,752	\$0
5331 - TRAVEL EXPENSE	\$0	\$3,105	\$3,105	\$0	\$3,105	\$3,105	\$0
5351 - UTILITIES	\$935	\$1,025	\$3,575	\$2,712	\$3,000	\$3,000	\$0

COUNTY OF INYO

BUD002A - BUDGET REQUESTS

RUNDATE: 06/30/2017 TODAY'S DATE: 08/18/2017

FOR FISCAL YEARS: 07/01/2015 - 06/30/18

	YTD ACTUALS 06/30/2016	BOARD APPROVED 06/30/2017	WORKING BUDGET 06/30/2017	YTD ACTUALS 06/30/2017	DEPT REQUESTED 06/30/2018	CAO RECOMM 06/30/2018	BOARD APPROVED 06/30/2018
SERVICES & SUPPLIES	\$17,305	\$83,742	\$118,125	\$111,318	\$22,607	\$22,607	\$0
5121 - INTERNAL CHARGES	\$0	\$50	\$50	\$0	\$0	\$0	\$0
5123 - TECH REFRESH EXPENSE	\$916	\$1,132	\$1,132	\$1,132	\$1,211	\$1,211	\$0
5128 - INTERNAL SHREDDING CHARGES	\$160	\$144	\$144	\$144	\$150	\$150	\$0
5129 - INTERNAL COPY CHARGES (NON-IS)	\$333	\$367	\$367	\$355	\$332	\$332	\$0
5152 - WORKERS COMPENSATION	\$2,058	\$1,900	\$1,900	\$1,900	\$2,305	\$2,305	\$0
5155 - PUBLIC LIABILITY INSURANCE	\$1,206	\$1,059	\$1,059	\$1,059	\$1,493	\$1,493	\$0
5333 - MOTOR POOL	\$9,576	\$21,867	\$20,067	\$16,370	\$31,867	\$31,867	\$0
INTERNAL CHARGES	\$14,250	\$26,519	\$24,719	\$20,961	\$37,358	\$37,358	\$0
5901 - CONTINGENCIES	\$0	\$65,000	\$32,417	\$0	\$0	\$0	\$0
RESERVES	\$0	\$65,000	\$32,417	\$0	\$0	\$0	\$0
TOTAL EXPENSES:	\$203,903	\$400,202	\$400,202	\$329,747	\$359,265	\$359,836	\$0
BUDGET UNIT: 023200 BUILDING & SAFETY	\$22,511	(\$230,652)	(\$230,652)	(\$84,598)	(\$169,537)	\$35,892	\$0

COUNTY SERVICE AREA #2

810001

DEPARTMENTAL FUNCTIONS

The Public Works Department administers County Service Area #2 (CSA), which includes the maintenance of the sewer mains in the Aspendell area and associated utility costs. CSA #2 also pays for a percentage of the maintenance costs and capital improvement costs for the sewer plant operated by the U.S. Forest Service. The funding sources for CSA #2 are annual sewer service and lateral connection fees.

MAJOR ACCOMPLISHMENTS IN FISCAL YEAR 2016-2017

- Operated and Maintained Collection System

GOALS FOR FISCAL YEAR 2017-2018

- Operate and Maintain Collection System

DEPARTMENTAL BUDGET REQUEST FOR FISCAL YEAR 2017-2018

The Department's Fiscal Year 2017-2018 Requested Budget represents an overall decrease of \$3,380 in expenditures, and an increase of \$400 in revenues, when compared to the Fiscal Year 2016-2017 Board Approved Budget. As a result, the Requested Net County Cost is decreased by \$3,780.

Personnel Costs decreased by \$4,014 compared to the Fiscal Year 2016-2017 Board Approved Budget, due to shifting staff out of this budget.

Revenues

4301 (INTEREST FROM TREASURY) increased by \$400: Based on FY 2016/2017 actuals.

Personnel

The Department's Requested Budget represents a decrease in the number of fulltime equivalent (FTE) positions that are supported by this budget.

Decrease in FTE's by .03 from the Board Approved FY 2016/2017 budget

Services & Supplies

(There are no changes in this object category from the previous fiscal year.)

Support & Care of Persons

(There are no changes in this object category from the previous fiscal year.)

Fixed Assets

(There are no changes in this object category from the previous fiscal year.)

FISCAL YEAR 2017-2018 REDUCTION IMPACTS TO BASE BUDGET

N/A

FISCAL YEAR 2017-2018 STATE/FEDERAL FUNDING SUMMARY

N/A

FISCAL YEAR 2017-2018 REGULATORY COMPLIANCE SUMMARY

N/A

MAJOR POLICY CONSIDERATIONS BEING REQUESTED

N/A

COUNTY OF INYO

BUD002A - BUDGET REQUESTS

RUNDATE: 06/30/2017 TODAY'S DATE: 08/18/2017

FOR FISCAL YEARS: 07/01/2015 - 06/30/18

	YTD ACTUALS 06/30/2016	BOARD APPROVED 06/30/2017	WORKING BUDGET 06/30/2017	YTD ACTUALS 06/30/2017	DEPT REQUESTED 06/30/2018	CAO RECOMM 06/30/2018	BOARD APPROVED 06/30/2018
BUDGET UNIT: 810001 COUNTY SERVICE AREA #2							
FUND: 8100 COUNTY SERVICE AREA #2							
REVENUES:							
4301 - INTEREST FROM TREASURY	\$202	\$0	\$0	\$987	\$400	\$400	\$0
REV USE OF MONEY & PROPERTY	\$202	\$0	\$0	\$987	\$400	\$400	\$0
4753 - SEWER SERVICE/CONNECTION FEES	\$52,137	\$53,000	\$53,000	\$51,874	\$53,000	\$53,000	\$0
CHARGES FOR CURRENT SERVICES	\$52,137	\$53,000	\$53,000	\$51,874	\$53,000	\$53,000	\$0
TOTAL REVENUES:	<u>\$52,340</u>	<u>\$53,000</u>	<u>\$53,000</u>	<u>\$52,861</u>	<u>\$53,400</u>	<u>\$53,400</u>	<u>\$0</u>
EXPENSES:							
5001 - SALARIED EMPLOYEES	\$2,636	\$2,759	\$2,759	\$2,748	\$0	\$0	\$0
5021 - RETIREMENT & SOCIAL SECURITY	\$188	\$211	\$211	\$195	\$0	\$0	\$0
5022 - PERS RETIREMENT	\$669	\$739	\$739	\$735	\$0	\$0	\$0
5024 - RETIREMENT-UNFUNDED LIAB	\$0	\$0	\$0	\$0	\$275	\$275	\$0
5031 - MEDICAL INSURANCE	\$499	\$552	\$552	\$541	\$0	\$0	\$0
5032 - DISABILITY INSURANCE	\$20	\$28	\$28	\$22	\$0	\$0	\$0
5099 - SALARY ADJUSTMENT	\$2,495	\$0	\$0	\$0	\$0	\$0	\$0
SALARIES & BENEFITS	\$6,510	\$4,289	\$4,289	\$4,243	\$275	\$275	\$0
5265 - PROFESSIONAL & SPECIAL SERVICE	\$17,049	\$47,000	\$47,000	\$42,144	\$47,000	\$47,000	\$0
5311 - GENERAL OPERATING EXPENSE	\$69	\$100	\$100	\$0	\$100	\$100	\$0
SERVICES & SUPPLIES	\$17,119	\$47,100	\$47,100	\$42,144	\$47,100	\$47,100	\$0
5152 - WORKERS COMPENSATION	\$26	\$38	\$38	\$38	\$41	\$41	\$0
5155 - PUBLIC LIABILITY INSURANCE	\$17	\$30	\$30	\$30	\$30	\$30	\$0
5315 - COUNTY COST PLAN	\$1,680	\$1,360	\$1,360	\$1,360	\$1,991	\$1,991	\$0
INTERNAL CHARGES	\$1,723	\$1,428	\$1,428	\$1,428	\$2,062	\$2,062	\$0
5799 - DEPRECIATION	\$12,753	\$0	\$0	\$0	\$0	\$0	\$0
DEPRECIATION	\$12,753	\$0	\$0	\$0	\$0	\$0	\$0
TOTAL EXPENSES:	<u>\$38,107</u>	<u>\$52,817</u>	<u>\$52,817</u>	<u>\$47,816</u>	<u>\$49,437</u>	<u>\$49,437</u>	<u>\$0</u>
BUDGET UNIT: 810001 COUNTY SERVICE AREA #2	\$14,232	\$183	\$183	\$5,045	\$3,963	\$3,963	\$0

PUBLIC WORKS - DEFERRED MAINT 011501

DEPARTMENTAL FUNCTIONS

The Public Works - Deferred Maintenance Budget is used to construct maintenance projects for various County facilities.

MAJOR ACCOMPLISHMENTS IN FISCAL YEAR 2016-2017

- Completed Independence Mechanical Evaluation
- Completed Jail Repair and Replacement Evaluation
- Completed a number of HVAC replacements and installations
- Completed ADA compliant store fronts
- Completed Design on roofing and flooring projects

GOALS FOR FISCAL YEAR 2017-2018

- Replacement of jail door hardware
- Design of jail boiler replacement
- Completion of various roof projects
- Completing Jail HVAC Replacement
- Repairs to Progress House

DEPARTMENTAL BUDGET REQUEST FOR FISCAL YEAR 2017-2018

The Department's Fiscal Year 2017-2018 Requested Budget represents an overall increase of \$81,716 in expenditures, and a decrease of \$369,351 in revenues, when compared to the Fiscal Year 2016-2017 Board Approved Budget. As a result, the Requested Net County Cost is increased by \$451,067.

Personnel Costs did not change compared to the Fiscal Year 2016-2017 Board Approved Budget.

Revenues

4998 (OPERATING TRANSFERS IN) decreased by \$370,351: To be evaluated by Budget Team; **4951** (DONATIONS) increased by \$1,000: Funds for Bishop Senior Center Painting.

Personnel

The Department's Requested Budget represents no change in the number of fulltime equivalent (FTE) positions that are supported by this budget.

There are no personnel in this budget

Services & Supplies

5191 (MAINTENANCE OF STRUCTURES) increased by \$10,211: Based on recommended projects;
5199 (MAINT OF STRUCTURES-MATERIALS) increased by \$27,005: Based on recommended projects;
5263 (ADVERTISING) increased by \$1,500: based on recommended projects; **5265** (PROFESSIONAL &
 SPECIAL SERVICE) increased by \$6,000: based on recommended projects.

Support & Care of Persons

(There are no changes in this object category from the previous fiscal year.)

Fixed Assets

5650 (EQUIPMENT) increased by \$37,000: Based on recommended projects.

FISCAL YEAR 2017-2018 REDUCTION IMPACTS TO BASE BUDGET

N/A

FISCAL YEAR 2017-2018 STATE/FEDERAL FUNDING SUMMARY

N/A

FISCAL YEAR 2017-2018 REGULATORY COMPLIANCE SUMMARY

N/A

MAJOR POLICY CONSIDERATIONS BEING REQUESTED

Staff once again attempted to include other departments in the development of the Deferred Maintenance Budget. We reviewed the requests submitted and determined whether they fit into the Maintenance - Buildings and Grounds Budget, were projects that were deferred maintenance, or were projects of operational consideration. Those that were deferred maintenance were included in the above recommendations. There was only one project of operational nature submitted - a sliding gate for the Agricultural Commissioner's facility on Wye Road. We have included that in the Deferred Maintenance Budget above.

COUNTY OF INYO

BUD002A - BUDGET REQUESTS

RUNDATE: 06/30/2017 TODAY'S DATE: 08/18/2017

FOR FISCAL YEARS: 07/01/2015 - 06/30/18

	YTD ACTUALS 06/30/2016	BOARD APPROVED 06/30/2017	WORKING BUDGET 06/30/2017	YTD ACTUALS 06/30/2017	DEPT REQUESTED 06/30/2018	CAO RECOMM 06/30/2018	BOARD APPROVED 06/30/2018
BUDGET UNIT: 011501 PUBLIC WORKS - DEFERRED MAINT							
FUND: 0026 DEFERRED MAINTENANCE FUND							
REVENUES:							
4821 - INTRA COUNTY CHARGES	\$0	\$0	\$0	\$0	\$0	\$30,300	\$0
CHARGES FOR CURRENT SERVICES	\$0	\$0	\$0	\$0	\$0	\$30,300	\$0
4998 - OPERATING TRANSFERS IN	\$263,917	\$370,351	\$400,351	\$123,959	\$0	\$418,967	\$0
OTHER FINANCING SOURCES	\$263,917	\$370,351	\$400,351	\$123,959	\$0	\$418,967	\$0
4951 - DONATIONS	\$0	\$8,000	\$8,000	\$0	\$9,000	\$0	\$0
OTHER REVENUE	\$0	\$8,000	\$8,000	\$0	\$9,000	\$0	\$0
TOTAL REVENUES:	\$263,917	\$378,351	\$408,351	\$123,959	\$9,000	\$449,267	\$0
EXPENSES:							
5191 - MAINTENANCE OF STRUCTURES	\$83,667	\$313,951	\$544,356	\$195,816	\$324,162	\$261,662	\$0
5199 - MAINT OF STRUCTURES-MATERIALS	\$323	\$0	\$0	\$0	\$27,005	\$12,005	\$0
5263 - ADVERTISING	\$1,109	\$2,400	\$2,400	\$0	\$3,900	\$3,600	\$0
5265 - PROFESSIONAL & SPECIAL SERVICE	\$21,782	\$24,000	\$45,200	\$17,011	\$30,000	\$30,000	\$0
SERVICES & SUPPLIES	\$106,883	\$340,351	\$591,956	\$212,827	\$385,067	\$307,267	\$0
5640 - STRUCTURES & IMPROVEMENTS	\$107,339	\$0	\$0	\$0	\$0	\$75,000	\$0
5650 - EQUIPMENT	\$21,878	\$30,000	\$30,000	\$25,468	\$67,000	\$67,000	\$0
FIXED ASSETS	\$129,217	\$30,000	\$30,000	\$25,468	\$67,000	\$142,000	\$0
TOTAL EXPENSES:	\$236,101	\$370,351	\$621,956	\$238,296	\$452,067	\$449,267	\$0
BUDGET UNIT: 011501 PUBLIC WORKS - DEFERRED MAINT	\$27,815	\$8,000	(\$213,605)	(\$114,337)	(\$443,067)	\$0	\$0

DEHY PARK GRANT PROJECTS

670105

DEPARTMENTAL FUNCTIONS

The Public Works Department has been providing design services and administering a STIP Transportation Enhancement (TE) grant for additional improvements to Dehy Park.

MAJOR ACCOMPLISHMENTS IN FISCAL YEAR 2016-2017

- Completed Dehy Park Phase II

GOALS FOR FISCAL YEAR 2017-2018

- Closeout project paperwork
- Release contractor retention

DEPARTMENTAL BUDGET REQUEST FOR FISCAL YEAR 2017-2018

The Department's Fiscal Year 2017-2018 Requested Budget represents an overall decrease of \$630,009 in expenditures, and a decrease of \$630,009 in revenues, when compared to the Fiscal Year 2016-2017 Board Approved Budget. As a result, the Requested Net County Cost is increased by \$0.

Personnel Costs did not change compared to the Fiscal Year 2016-2017 Board Approved Budget.

Revenues

4555 (FEDERAL GRANTS) decreased by \$630,009: Project is 99% complete.

Personnel

The Department's Requested Budget represents no change in the number of fulltime equivalent (FTE) positions that are supported by this budget.

There are no personnel in this budget.

Services & Supplies

5265 (PROFESSIONAL & SPECIAL SERVICE) decreased by \$617,909: Project is 99% complete.

Support & Care of Persons

(There are no changes in this object category from the previous fiscal year.)

Fixed Assets

(There are no changes in this object category from the previous fiscal year.)

FISCAL YEAR 2017-2018 REDUCTION IMPACTS TO BASE BUDGET

N/A

FISCAL YEAR 2017-2018 STATE/FEDERAL FUNDING SUMMARY

Funding for this project is secure.

FISCAL YEAR 2017-2018 REGULATORY COMPLIANCE SUMMARY

N/A

MAJOR POLICY CONSIDERATIONS BEING REQUESTED

N/A

COUNTY OF INYO

BUD002A - BUDGET REQUESTS

RUNDATE: 06/30/2017 TODAY'S DATE: 08/18/2017

FOR FISCAL YEARS: 07/01/2015 - 06/30/18

	YTD ACTUALS 06/30/2016	BOARD APPROVED 06/30/2017	WORKING BUDGET 06/30/2017	YTD ACTUALS 06/30/2017	DEPT REQUESTED 06/30/2018	CAO RECOMM 06/30/2018	BOARD APPROVED 06/30/2018
BUDGET UNIT: 670105 DEHY PARK GRANT PROJECTS							
FUND: 6732 DEHY PARK GRANT PROGRAMS							
REVENUES:							
4499 - STATE OTHER	\$449	\$0	\$0	\$0	\$0	\$0	\$0
4552 - FEDERAL OTHER	\$3,468	\$0	\$0	\$0	\$0	\$0	\$0
4555 - FEDERAL GRANTS	\$0	\$650,000	\$650,000	\$396,806	\$19,991	\$19,991	\$0
AID FROM OTHER GOVT AGENCIES	\$3,918	\$650,000	\$650,000	\$396,806	\$19,991	\$19,991	\$0
TOTAL REVENUES:	\$3,917	\$650,000	\$650,000	\$395,996	\$19,991	\$19,991	\$0
EXPENSES:							
5265 - PROFESSIONAL & SPECIAL SERVICE SERVICES & SUPPLIES	\$0 \$0	\$634,900 \$634,900	\$44,900 \$44,900	\$26,199 \$26,199	\$16,991 \$16,991	\$16,991 \$16,991	\$0 \$0
5124 - EXTERNAL CHARGES	\$15,949	\$15,100	\$45,100	\$36,650	\$3,000	\$3,000	\$0
INTERNAL CHARGES	\$15,949	\$15,100	\$45,100	\$36,650	\$3,000	\$3,000	\$0
5700 - CONSTRUCTION IN PROGRESS FIXED ASSETS	\$0 \$0	\$0 \$0	\$560,000 \$560,000	\$321,330 \$321,330	\$0 \$0	\$0 \$0	\$0 \$0
TOTAL EXPENSES:	\$15,949	\$650,000	\$650,000	\$384,180	\$19,991	\$19,991	\$0
BUDGET UNIT: 670105 DEHY PARK GRANT PROJECTS	(\$12,032)	\$0	\$0	\$11,816	\$0	\$0	\$0

INDEPENDENCE AIRPORT

150300

DEPARTMENTAL FUNCTIONS

Operating and maintaining the Independence Airport at an acceptable standard as defined by the Federal Aviation Administration and the State Division of Aeronautics.

MAJOR ACCOMPLISHMENTS IN FISCAL YEAR 2016-2017

- Continued program of scheduled maintenance including weed abatement (spraying) and runway edge
- Continued to provide resources and other support for Airport Improvement Projects

GOALS FOR FISCAL YEAR 2017-2018

- Continue to maintain the airport at its current level including weed abatement (spraying) and runway edge
- Provide resources and other support for Airport Improvement Projects

DEPARTMENTAL BUDGET REQUEST FOR FISCAL YEAR 2017-2018

The Department's Fiscal Year 2017-2018 Requested Budget represents an overall increase of \$15,704 in expenditures, and an increase of \$300 in revenues, when compared to the Fiscal Year 2016-2017 Board Approved Budget. As a result, the Requested Net County Cost is increased by \$15,404.

This increase is mainly due to fixed costs increases. Our County Cost Plan increased by \$13,445 from FY 2016/2017.

Personnel Costs increased by \$3,191 compared to the Fiscal Year 2016-2017 Board Approved Budget, due to standard increases in personnel costs.

Revenues

4301 (INTEREST FROM TREASURY) increased by \$300: based on FY 16/17 actuals.

Personnel

The Department's Requested Budget represents no change in the number of fulltime equivalent (FTE) positions that are supported by this budget.

There are no changes in personnel.

Services & Supplies

5265 (PROFESSIONAL & SPECIAL SERVICE) decreased by \$35: Due to the increase in fixed costs, operating costs were lowered; **5311** (GENERAL OPERATING EXPENSE) decreased by \$150: Due to the increase in fixed costs, operating costs were lowered.

Support & Care of Persons

(There are no changes in this object category from the previous fiscal year.)

Fixed Assets

(There are no changes in this object category from the previous fiscal year.)

FISCAL YEAR 2017-2018 REDUCTION IMPACTS TO BASE BUDGET

N/A

FISCAL YEAR 2017-2018 STATE/FEDERAL FUNDING SUMMARY

N/A

FISCAL YEAR 2017-2018 REGULATORY COMPLIANCE SUMMARY

N/A

MAJOR POLICY CONSIDERATIONS BEING REQUESTED

N/A

COUNTY OF INYO

BUD002A - BUDGET REQUESTS

RUNDATE: 06/30/2017 TODAY'S DATE: 08/18/2017

FOR FISCAL YEARS: 07/01/2015 - 06/30/18

	YTD ACTUALS 06/30/2016	BOARD APPROVED 06/30/2017	WORKING BUDGET 06/30/2017	YTD ACTUALS 06/30/2017	DEPT REQUESTED 06/30/2018	CAO RECOMM 06/30/2018	BOARD APPROVED 06/30/2018
BUDGET UNIT: 150300 INDEPENDENCE AIRPORT							
FUND: 1503 INDY AIRPORT OPERATING							
REVENUES:							
4331 - AUTO PARKING	\$270	\$0	\$0	\$0	\$0	\$0	\$0
4333 - HANGER RENT	\$3,120	\$3,120	\$3,120	\$1,560	\$3,120	\$3,120	\$0
4334 - TIE DOWN FEES	\$131	\$200	\$200	\$181	\$200	\$200	\$0
RENTS & LEASES	\$3,521	\$3,320	\$3,320	\$1,741	\$3,320	\$3,320	\$0
4301 - INTEREST FROM TREASURY	\$449	\$0	\$209	\$679	\$300	\$300	\$0
4311 - RENTS	\$14,400	\$14,400	\$14,400	\$0	\$14,400	\$14,400	\$0
4315 - SPECIAL EVENTS	\$0	\$0	\$420	\$420	\$0	\$0	\$0
REV USE OF MONEY & PROPERTY	\$14,849	\$14,400	\$15,029	\$1,099	\$14,700	\$14,700	\$0
TOTAL REVENUES:	\$18,370	\$17,720	\$18,349	\$2,840	\$18,020	\$18,020	\$0
EXPENSES:							
5001 - SALARIED EMPLOYEES	\$14,388	\$14,474	\$14,474	\$14,761	\$15,986	\$15,991	\$0
5003 - OVERTIME	\$0	\$0	\$0	\$13	\$0	\$0	\$0
5004 - STANDBY TIME	\$27	\$0	\$0	\$9	\$0	\$0	\$0
5005 - HOLIDAY OVERTIME	\$0	\$0	\$25	\$21	\$0	\$0	\$0
5021 - RETIREMENT & SOCIAL SECURITY	\$1,235	\$1,210	\$1,210	\$1,200	\$1,325	\$1,325	\$0
5022 - PERS RETIREMENT	\$3,574	\$3,856	\$3,831	\$3,697	\$2,666	\$2,666	\$0
5024 - RETIREMENT-UNFUNDED LIAB	\$0	\$0	\$0	\$0	\$2,655	\$2,655	\$0
5031 - MEDICAL INSURANCE	\$1,702	\$1,848	\$1,848	\$1,797	\$1,935	\$1,930	\$0
5032 - DISABILITY INSURANCE	\$129	\$146	\$146	\$130	\$161	\$161	\$0
5042 - SICK LEAVE BUY OUT	\$0	\$109	\$109	\$0	\$111	\$111	\$0
5043 - OTHER BENEFITS	\$1,216	\$1,229	\$1,229	\$1,228	\$1,224	\$1,224	\$0
SALARIES & BENEFITS	\$22,274	\$22,872	\$22,872	\$22,860	\$26,063	\$26,063	\$0
5265 - PROFESSIONAL & SPECIAL SERVICE	\$910	\$960	\$960	\$608	\$925	\$925	\$0
5311 - GENERAL OPERATING EXPENSE	\$14	\$150	\$150	\$115	\$0	\$0	\$0
SERVICES & SUPPLIES	\$924	\$1,110	\$1,110	\$723	\$925	\$925	\$0
5124 - EXTERNAL CHARGES	\$0	\$960	\$960	\$108	\$150	\$150	\$0
5129 - INTERNAL COPY CHARGES (NON-IS)	\$0	\$0	\$0	\$0	\$0	\$0	\$0
5152 - WORKERS COMPENSATION	\$122	\$206	\$206	\$206	\$248	\$248	\$0

COUNTY OF INYO

BUD002A - BUDGET REQUESTS

RUNDATE: 06/30/2017 TODAY'S DATE: 08/18/2017

FOR FISCAL YEARS: 07/01/2015 - 06/30/18

	YTD ACTUALS 06/30/2016	BOARD APPROVED 06/30/2017	WORKING BUDGET 06/30/2017	YTD ACTUALS 06/30/2017	DEPT REQUESTED 06/30/2018	CAO RECOMM 06/30/2018	BOARD APPROVED 06/30/2018
5155 - PUBLIC LIABILITY INSURANCE	\$81	\$161	\$161	\$160	\$182	\$182	\$0
5315 - COUNTY COST PLAN	\$0	\$1,513	\$1,513	\$1,513	\$14,958	\$14,958	\$0
INTERNAL CHARGES	\$203	\$2,840	\$2,840	\$1,987	\$15,538	\$15,538	\$0
5801 - OPERATING TRANSFERS OUT	\$0	\$0	\$24,691	\$24,691	\$0	\$0	\$0
OTHER FINANCING USES	\$0	\$0	\$24,691	\$24,691	\$0	\$0	\$0
TOTAL EXPENSES:	<u>\$23,402</u>	<u>\$26,822</u>	<u>\$51,513</u>	<u>\$50,262</u>	<u>\$42,526</u>	<u>\$42,526</u>	<u>\$0</u>
BUDGET UNIT: 150300 INDEPENDENCE AIRPORT	(\$5,031)	(\$9,102)	(\$33,164)	(\$47,422)	(\$24,506)	(\$24,506)	\$0

INDEPENDENCE AIRPORT - SPECIAL 150400

DEPARTMENTAL FUNCTIONS

This budget expends funds from an annual grant provided by the State Department of Transportation Division of Aeronautics. The funding is discretionary and is intended for operations and maintenance at General Aviation Airports. The Independence Airport Special Aviation Budget augments the Independence Airport Operating Budget by paying for such items as Fire & Casualty Insurance, office and space rent.

MAJOR ACCOMPLISHMENTS IN FISCAL YEAR 2016-2017

- Provided financial relief to the Independence Operating Budget

GOALS FOR FISCAL YEAR 2017-2018

- Provide financial relief to the Independence Operating Budget

DEPARTMENTAL BUDGET REQUEST FOR FISCAL YEAR 2017-2018

The Department's Fiscal Year 2017-2018 Requested Budget represents an overall decrease of \$20,599 in expenditures, and an increase of \$0 in revenues, when compared to the Fiscal Year 2016-2017 Board Approved Budget. As a result, the Requested Net County Cost is decreased by \$20,599.

Personnel Costs did not change compared to the Fiscal Year 2016-2017 Board Approved Budget.

Revenues

(There are no changes in this object category from the previous fiscal year.)

Personnel

The Department's Requested Budget represents no change in the number of fulltime equivalent (FTE) positions that are supported by this budget.

There are no personnel in this budget.

Services & Supplies

(There are no changes in this object category from the previous fiscal year.)

Support & Care of Persons

(There are no changes in this object category from the previous fiscal year.)

Fixed Assets

(There are no changes in this object category from the previous fiscal year.)

FISCAL YEAR 2017-2018 REDUCTION IMPACTS TO BASE BUDGET

N/A

FISCAL YEAR 2017-2018 STATE/FEDERAL FUNDING SUMMARY

The funding is secure once the application is approved.

FISCAL YEAR 2017-2018 REGULATORY COMPLIANCE SUMMARY

N/A

MAJOR POLICY CONSIDERATIONS BEING REQUESTED

N/A

COUNTY OF INYO

BUD002A - BUDGET REQUESTS

RUNDATE: 06/30/2017 TODAY'S DATE: 08/18/2017

FOR FISCAL YEARS: 07/01/2015 - 06/30/18

	YTD ACTUALS 06/30/2016	BOARD APPROVED 06/30/2017	WORKING BUDGET 06/30/2017	YTD ACTUALS 06/30/2017	DEPT REQUESTED 06/30/2018	CAO RECOMM 06/30/2018	BOARD APPROVED 06/30/2018
BUDGET UNIT: 150400 INDEPENDENCE AIRPORT - SPECIAL							
FUND: 1504 INDY AIRPORT SPECIAL AVIATION							
REVENUES:							
4301 - INTEREST FROM TREASURY	\$165	\$25	\$25	\$155	\$25	\$25	\$0
REV USE OF MONEY & PROPERTY	\$165	\$25	\$25	\$155	\$25	\$25	\$0
4401 - STATE AID FOR AVIATION	\$10,000	\$10,000	\$10,000	\$10,000	\$10,000	\$10,000	\$0
AID FROM OTHER GOVT AGENCIES	\$10,000	\$10,000	\$10,000	\$10,000	\$10,000	\$10,000	\$0
TOTAL REVENUES:	<u>\$10,165</u>	<u>\$10,025</u>	<u>\$10,025</u>	<u>\$10,155</u>	<u>\$10,025</u>	<u>\$10,025</u>	<u>\$0</u>
EXPENSES:							
5153 - FIRE & CASUALTY INSURANCE	\$885	\$975	\$975	\$885	\$975	\$975	\$0
5173 - MAINTENANCE OF EQUIPMENT-MATER	\$0	\$386	\$386	\$0	\$386	\$386	\$0
5199 - MAINT OF STRUCTURES-MATERIALS	\$0	\$500	\$500	\$0	\$500	\$500	\$0
5291 - OFFICE, SPACE & SITE RENTAL	\$3,390	\$4,000	\$4,000	\$3,529	\$4,000	\$4,000	\$0
5311 - GENERAL OPERATING EXPENSE	\$0	\$400	\$400	\$240	\$400	\$400	\$0
5351 - UTILITIES	\$1,046	\$1,500	\$1,500	\$1,078	\$1,500	\$1,500	\$0
SERVICES & SUPPLIES	\$5,322	\$7,761	\$7,761	\$5,733	\$7,761	\$7,761	\$0
5124 - EXTERNAL CHARGES	\$2,413	\$2,264	\$2,264	\$52	\$2,264	\$2,264	\$0
INTERNAL CHARGES	\$2,413	\$2,264	\$2,264	\$52	\$2,264	\$2,264	\$0
5801 - OPERATING TRANSFERS OUT	\$16,460	\$20,599	\$20,599	\$7,530	\$0	\$0	\$0
OTHER FINANCING USES	\$16,460	\$20,599	\$20,599	\$7,530	\$0	\$0	\$0
TOTAL EXPENSES:	<u>\$24,196</u>	<u>\$30,624</u>	<u>\$30,624</u>	<u>\$13,316</u>	<u>\$10,025</u>	<u>\$10,025</u>	<u>\$0</u>
BUDGET UNIT: 150400 INDEPENDENCE AIRPORT - SPECIAL	(\$14,030)	(\$20,599)	(\$20,599)	(\$3,160)	\$0	\$0	\$0

INDEPENDENCE LIGHTING

800101

DEPARTMENTAL FUNCTIONS

The Public Works Department administers the Independence Lighting District, which is responsible for maintenance and utility costs for the lighting fixtures in the district. Funding for the Independence Lighting District is provided primarily through secured and unsecured taxes. Beginning in FY 2009-2010, the County is responsible for the maintenance of the lights on the highway within the Independence Lighting District.

MAJOR ACCOMPLISHMENTS IN FISCAL YEAR 2016-2017

- Continued administration and maintenance of the district

GOALS FOR FISCAL YEAR 2017-2018

- Administer district and ensure that lighting fixtures are maintained
- Replace lights as needed

DEPARTMENTAL BUDGET REQUEST FOR FISCAL YEAR 2017-2018

The Department's Fiscal Year 2017-2018 Requested Budget represents an overall decrease of \$5,722 in expenditures, and an increase of \$0 in revenues, when compared to the Fiscal Year 2016-2017 Board Approved Budget. As a result, the Requested Net County Cost is decreased by \$5,722.

Personnel Costs increased by \$48 compared to the Fiscal Year 2016-2017 Board Approved Budget, due to standard increases.

Revenues

(There are no changes in this object category from the previous fiscal year.)

Personnel

The Department's Requested Budget represents no change in the number of fulltime equivalent (FTE) positions that are supported by this budget.

There is no change in FTE's

Services & Supplies

5173 (MAINTENANCE OF EQUIPMENT-MATER) decreased by \$5,000: Budget based on 2016/2017 estimated year end actuals.

Support & Care of Persons

(There are no changes in this object category from the previous fiscal year.)

Fixed Assets

(There are no changes in this object category from the previous fiscal year.)

FISCAL YEAR 2017-2018 REDUCTION IMPACTS TO BASE BUDGET

N/A

FISCAL YEAR 2017-2018 STATE/FEDERAL FUNDING SUMMARY

N/A

FISCAL YEAR 2017-2018 REGULATORY COMPLIANCE SUMMARY

N/A

MAJOR POLICY CONSIDERATIONS BEING REQUESTED

N/A

COUNTY OF INYO

BUD002A - BUDGET REQUESTS

RUNDATE: 06/30/2017 TODAY'S DATE: 08/18/2017

FOR FISCAL YEARS: 07/01/2015 - 06/30/18

	YTD ACTUALS 06/30/2016	BOARD APPROVED 06/30/2017	WORKING BUDGET 06/30/2017	YTD ACTUALS 06/30/2017	DEPT REQUESTED 06/30/2018	CAO RECOMM 06/30/2018	BOARD APPROVED 06/30/2018
BUDGET UNIT: 800101 INDEPENDENCE LIGHTING							
FUND: 8001 INDEPENDENCE LIGHTING							
REVENUES:							
4001 - CURRENT SECURED TAXES	\$19,637	\$16,500	\$16,500	\$21,476	\$16,500	\$16,500	\$0
4004 - CURRENT UNSECURED TAXES	\$2,362	\$2,600	\$2,600	\$2,372	\$2,600	\$2,600	\$0
4008 - SB813 DISTRIBUTIONS	\$59	\$150	\$150	\$112	\$150	\$150	\$0
4021 - PRIOR YEAR SECURED TAXES	\$27	\$50	\$50	\$208	\$50	\$50	\$0
4023 - PRIOR YEAR UNSECURED TAXES	\$96	\$200	\$200	\$263	\$200	\$200	\$0
TAXES - PROPERTY	\$22,182	\$19,500	\$19,500	\$24,432	\$19,500	\$19,500	\$0
4301 - INTEREST FROM TREASURY	\$1,590	\$300	\$300	\$2,791	\$300	\$300	\$0
4303 - INTEREST ON TAX FUNDS	\$0	\$0	\$0	\$4	\$0	\$0	\$0
4310 - EQUIPMENT RENTAL	\$0	\$100	\$100	\$124	\$100	\$100	\$0
REV USE OF MONEY & PROPERTY	\$1,590	\$400	\$400	\$2,919	\$400	\$400	\$0
4472 - HOMEOWNERS PROPERTY TAX RELIEF	\$147	\$50	\$50	\$147	\$50	\$50	\$0
AID FROM OTHER GOVT AGENCIES	\$147	\$50	\$50	\$147	\$50	\$50	\$0
TOTAL REVENUES:	\$23,920	\$19,950	\$19,950	\$27,500	\$19,950	\$19,950	\$0
EXPENSES:							
5001 - SALARIED EMPLOYEES	\$526	\$531	\$531	\$531	\$537	\$537	\$0
5021 - RETIREMENT & SOCIAL SECURITY	\$41	\$46	\$46	\$42	\$47	\$47	\$0
5022 - PERS RETIREMENT	\$133	\$142	\$142	\$141	\$89	\$89	\$0
5024 - RETIREMENT-UNFUNDED LIAB	\$0	\$0	\$0	\$0	\$92	\$92	\$0
5031 - MEDICAL INSURANCE	\$17	\$5	\$5	\$5	\$7	\$7	\$0
5032 - DISABILITY INSURANCE	\$4	\$5	\$5	\$4	\$5	\$5	\$0
5043 - OTHER BENEFITS	\$63	\$72	\$72	\$72	\$72	\$72	\$0
SALARIES & BENEFITS	\$787	\$801	\$801	\$797	\$849	\$849	\$0
5173 - MAINTENANCE OF EQUIPMENT-MATER	\$0	\$12,000	\$12,000	\$70	\$7,000	\$7,000	\$0
5263 - ADVERTISING	\$0	\$500	\$500	\$0	\$500	\$500	\$0
5265 - PROFESSIONAL & SPECIAL SERVICE	\$0	\$1,500	\$1,500	\$908	\$1,500	\$1,500	\$0
5311 - GENERAL OPERATING EXPENSE	\$100	\$100	\$100	\$100	\$100	\$100	\$0
5351 - UTILITIES	\$3,235	\$5,000	\$5,000	\$3,415	\$5,000	\$5,000	\$0

COUNTY OF INYO

BUD002A - BUDGET REQUESTS

RUNDATE: 06/30/2017 TODAY'S DATE: 08/18/2017

FOR FISCAL YEARS: 07/01/2015 - 06/30/18

	YTD ACTUALS 06/30/2016	BOARD APPROVED 06/30/2017	WORKING BUDGET 06/30/2017	YTD ACTUALS 06/30/2017	DEPT REQUESTED 06/30/2018	CAO RECOMM 06/30/2018	BOARD APPROVED 06/30/2018
SERVICES & SUPPLIES	\$3,335	\$19,100	\$19,100	\$4,494	\$14,100	\$14,100	\$0
5124 - EXTERNAL CHARGES	\$0	\$5,000	\$5,000	\$1,743	\$2,436	\$2,436	\$0
5152 - WORKERS COMPENSATION	\$9	\$8	\$8	\$8	\$9	\$9	\$0
5155 - PUBLIC LIABILITY INSURANCE	\$6	\$6	\$6	\$6	\$7	\$7	\$0
5315 - COUNTY COST PLAN	\$0	\$757	\$757	\$757	\$2,549	\$2,549	\$0
INTERNAL CHARGES	\$15	\$5,771	\$5,771	\$2,514	\$5,001	\$5,001	\$0
TOTAL EXPENSES:	\$4,138	\$25,672	\$25,672	\$7,805	\$19,950	\$19,950	\$0
BUDGET UNIT: 800101 INDEPENDENCE LIGHTING	\$19,782	(\$5,722)	(\$5,722)	\$19,694	\$0	\$0	\$0

WATER SYSTEM - INDEPENDENCE

152101

DEPARTMENTAL FUNCTIONS

The Public Works Department operates and maintains the Independence, Lone Pine and Laws town water systems through an Operation and Maintenance Contract with an outside contractor. There are currently 362 service connections in Independence.

MAJOR ACCOMPLISHMENTS IN FISCAL YEAR 2016-2017

- Operated and maintained system
- Completed replacement of SCADA system

GOALS FOR FISCAL YEAR 2017-2018

- Complete rate analysis
- Operate and maintain systems
- Review operating contract

DEPARTMENTAL BUDGET REQUEST FOR FISCAL YEAR 2017-2018

The Department's Fiscal Year 2017-2018 Requested Budget represents an overall increase of \$8,534 in expenditures, and an increase of \$100 in revenues, when compared to the Fiscal Year 2016-2017 Board Approved Budget. As a result, the Requested Net County Cost is increased by \$8,434.

Personnel Costs decreased by \$3,549 compared to the Fiscal Year 2016-2017 Board Approved Budget, due to a decrease in overtime.

Revenues

4301 (INTEREST FROM TREASURY) increased by \$100: Based on actuals.

Personnel

The Department's Requested Budget represents no change in the number of fulltime equivalent (FTE) positions that are supported by this budget.

There is no change in FTE's

Services & Supplies

5122 (CELL PHONES) increased by \$130: Based on actuals; **5171** (MAINTENANCE OF EQUIPMENT) decreased by \$3,666: Balancing need vs. available revenue; **5173** (MAINTENANCE OF EQUIPMENT-MATER) increased by \$2,750: Based on projected need; **5199** (MAINT OF STRUCTURES-MATERIALS) decreased by \$18: Balancing need vs. available revenue; **5265** (PROFESSIONAL & SPECIAL SERVICE) increased by \$6,370: Increase in both operating contract and estimated rate study cost; **5331** (TRAVEL EXPENSE) decreased by \$958: Training not scheduled;

5351 (UTILITIES) decreased by \$1,300: expense was moved to 5124, the appropriate object code for this budget.

Support & Care of Persons

(There are no changes in this object category from the previous fiscal year.)

Fixed Assets

(There are no changes in this object category from the previous fiscal year.)

FISCAL YEAR 2017-2018 REDUCTION IMPACTS TO BASE BUDGET

N/A

FISCAL YEAR 2017-2018 STATE/FEDERAL FUNDING SUMMARY

N/A

FISCAL YEAR 2017-2018 REGULATORY COMPLIANCE SUMMARY

N/A

MAJOR POLICY CONSIDERATIONS BEING REQUESTED

We expect to complete a rate analysis this fiscal year.

COUNTY OF INYO

BUD002A - BUDGET REQUESTS

RUNDATE: 06/30/2017 TODAY'S DATE: 08/18/2017

FOR FISCAL YEARS: 07/01/2015 - 06/30/18

	YTD ACTUALS 06/30/2016	BOARD APPROVED 06/30/2017	WORKING BUDGET 06/30/2017	YTD ACTUALS 06/30/2017	DEPT REQUESTED 06/30/2018	CAO RECOMM 06/30/2018	BOARD APPROVED 06/30/2018
BUDGET UNIT: 152101 WATER SYSTEM - INDEPENDENCE							
FUND: 1521 WATER SYSTEM - INDEPENDENCE							
REVENUES:							
4301 - INTEREST FROM TREASURY	\$475	\$200	\$200	\$714	\$300	\$300	\$0
REV USE OF MONEY & PROPERTY	\$475	\$200	\$200	\$714	\$300	\$300	\$0
4801 - WATER SERVICE	\$167,136	\$159,142	\$159,142	\$145,839	\$159,142	\$159,142	\$0
CHARGES FOR CURRENT SERVICES	\$167,136	\$159,142	\$159,142	\$145,839	\$159,142	\$159,142	\$0
TOTAL REVENUES:	\$167,611	\$159,342	\$159,342	\$146,554	\$159,442	\$159,442	\$0
EXPENSES:							
5001 - SALARIED EMPLOYEES	\$33,992	\$34,178	\$34,758	\$34,182	\$34,623	\$34,635	\$0
5003 - OVERTIME	\$149	\$5,800	\$5,800	\$652	\$1,000	\$1,000	\$0
5021 - RETIREMENT & SOCIAL SECURITY	\$2,571	\$2,659	\$2,659	\$2,621	\$2,693	\$2,695	\$0
5022 - PERS RETIREMENT	\$8,628	\$9,141	\$9,141	\$9,116	\$5,798	\$5,800	\$0
5024 - RETIREMENT-UNFUNDED LIAB	\$0	\$0	\$0	\$0	\$3,937	\$3,937	\$0
5031 - MEDICAL INSURANCE	\$3,234	\$3,577	\$3,577	\$3,505	\$3,738	\$3,722	\$0
5032 - DISABILITY INSURANCE	\$288	\$348	\$348	\$305	\$353	\$353	\$0
5042 - SICK LEAVE BUY OUT	\$0	\$580	\$0	\$0	\$592	\$592	\$0
5099 - SALARY ADJUSTMENT	\$15,925	\$0	\$0	\$0	\$0	\$0	\$0
SALARIES & BENEFITS	\$64,790	\$56,283	\$56,283	\$50,384	\$52,734	\$52,734	\$0
5112 - PERSONAL & SAFETY EQUIPMENT	\$4	\$55	\$55	\$0	\$55	\$55	\$0
5122 - CELL PHONES	\$269	\$270	\$400	\$366	\$400	\$400	\$0
5171 - MAINTENANCE OF EQUIPMENT	\$2,051	\$9,266	\$9,266	\$5,410	\$5,600	\$5,600	\$0
5173 - MAINTENANCE OF EQUIPMENT-MATER	\$8,758	\$5,375	\$5,375	\$2,977	\$8,125	\$8,125	\$0
5199 - MAINT OF STRUCTURES-MATERIALS	\$497	\$1,018	\$1,018	\$0	\$1,000	\$1,000	\$0
5263 - ADVERTISING	\$27	\$0	\$0	\$0	\$0	\$0	\$0
5265 - PROFESSIONAL & SPECIAL SERVICE	\$71,890	\$87,891	\$91,446	\$82,367	\$94,261	\$94,261	\$0
5301 - SMALL TOOLS & INSTRUMENTS	\$95	\$100	\$100	\$0	\$100	\$100	\$0
5311 - GENERAL OPERATING EXPENSE	\$3,704	\$5,606	\$5,606	\$4,824	\$5,606	\$5,606	\$0
5331 - TRAVEL EXPENSE	\$0	\$958	\$958	\$0	\$0	\$0	\$0
5351 - UTILITIES	\$0	\$1,300	\$0	\$0	\$0	\$0	\$0
SERVICES & SUPPLIES	\$87,300	\$111,839	\$114,224	\$95,945	\$115,147	\$115,147	\$0

COUNTY OF INYO

BUD002A - BUDGET REQUESTS

RUNDATE: 06/30/2017 TODAY'S DATE: 08/18/2017

FOR FISCAL YEARS: 07/01/2015 - 06/30/18

	YTD ACTUALS 06/30/2016	BOARD APPROVED 06/30/2017	WORKING BUDGET 06/30/2017	YTD ACTUALS 06/30/2017	DEPT REQUESTED 06/30/2018	CAO RECOMM 06/30/2018	BOARD APPROVED 06/30/2018
5124 - EXTERNAL CHARGES	\$5,409	\$4,369	\$5,669	\$1,248	\$4,450	\$4,450	\$0
5129 - INTERNAL COPY CHARGES (NON-IS)	\$102	\$58	\$58	\$4	\$10	\$10	\$0
5152 - WORKERS COMPENSATION	\$525	\$488	\$488	\$488	\$587	\$587	\$0
5155 - PUBLIC LIABILITY INSURANCE	\$347	\$381	\$381	\$381	\$431	\$431	\$0
5315 - COUNTY COST PLAN	\$699	\$7,003	\$7,003	\$7,003	\$15,596	\$15,596	\$0
5333 - MOTOR POOL	\$175	\$5,000	\$4,870	\$1,246	\$5,000	\$5,000	\$0
INTERNAL CHARGES	\$7,260	\$17,299	\$18,469	\$10,371	\$26,074	\$26,074	\$0
5799 - DEPRECIATION	\$18,350	\$0	\$0	\$0	\$0	\$0	\$0
DEPRECIATION	\$18,350	\$0	\$0	\$0	\$0	\$0	\$0
TOTAL EXPENSES:	<u>\$177,701</u>	<u>\$185,421</u>	<u>\$188,976</u>	<u>\$156,701</u>	<u>\$193,955</u>	<u>\$193,955</u>	<u>\$0</u>
BUDGET UNIT: 152101 WATER SYSTEM - INDEPENDENCE	(\$10,089)	(\$26,079)	(\$29,634)	(\$10,146)	(\$34,513)	(\$34,513)	\$0

INDY H2O UPGRADE 152102

DEPARTMENTAL FUNCTIONS

Provides funding for system upgrades.

MAJOR ACCOMPLISHMENTS IN FISCAL YEAR 2016-2017

- Provided funds for system repair
- Provided funds for grant match

GOALS FOR FISCAL YEAR 2017-2018

- Provide funds for operations

DEPARTMENTAL BUDGET REQUEST FOR FISCAL YEAR 2017-2018

The Department's Fiscal Year 2017-2018 Requested Budget represents an overall decrease of \$57,786 in expenditures, and an increase of \$200 in revenues, when compared to the Fiscal Year 2016-2017 Board Approved Budget. As a result, the Requested Net County Cost is decreased by \$57,986.

Personnel Costs did not change compared to the Fiscal Year 2016-2017 Board Approved Budget.

Revenues

4301 (INTEREST FROM TREASURY) increased by \$200: Based on previous year.

Personnel

The Department's Requested Budget represents no change in the number of fulltime equivalent (FTE) positions that are supported by this budget.

There are no personnel in this budget.

Services & Supplies

5265 (PROFESSIONAL & SPECIAL SERVICE) decreased by \$19,500: expense moved to operating budget; **5311** (GENERAL OPERATING EXPENSE) decreased by \$25,000: expense moved to operating budget.

Support & Care of Persons

(There are no changes in this object category from the previous fiscal year.)

Fixed Assets

(There are no changes in this object category from the previous fiscal year.)

FISCAL YEAR 2017-2018 REDUCTION IMPACTS TO BASE BUDGET

N/A

FISCAL YEAR 2017-2018 STATE/FEDERAL FUNDING SUMMARY

N/A

FISCAL YEAR 2017-2018 REGULATORY COMPLIANCE SUMMARY

N/A

MAJOR POLICY CONSIDERATIONS BEING REQUESTED

N/A

COUNTY OF INYO

BUD002A - BUDGET REQUESTS

RUNDATE: 06/30/2017 TODAY'S DATE: 08/18/2017

FOR FISCAL YEARS: 07/01/2015 - 06/30/18

	YTD ACTUALS 06/30/2016	BOARD APPROVED 06/30/2017	WORKING BUDGET 06/30/2017	YTD ACTUALS 06/30/2017	DEPT REQUESTED 06/30/2018	CAO RECOMM 06/30/2018	BOARD APPROVED 06/30/2018
BUDGET UNIT: 152102 INDY H2O UPGRADE							
FUND: 1524 INDY WATER UPGRADE							
REVENUES:							
4301 - INTEREST FROM TREASURY	\$449	\$100	\$100	\$616	\$300	\$300	\$0
REV USE OF MONEY & PROPERTY	\$449	\$100	\$100	\$616	\$300	\$300	\$0
TOTAL REVENUES:	\$449	\$100	\$100	\$616	\$300	\$300	\$0
EXPENSES:							
5265 - PROFESSIONAL & SPECIAL SERVICE	\$21	\$19,500	\$19,500	\$18,691	\$0	\$0	\$0
5311 - GENERAL OPERATING EXPENSE	\$6,080	\$25,000	\$25,000	\$1,900	\$0	\$0	\$0
SERVICES & SUPPLIES	\$6,101	\$44,500	\$44,500	\$20,591	\$0	\$0	\$0
5315 - COUNTY COST PLAN	\$0	\$0	\$0	\$0	\$1,312	\$1,312	\$0
INTERNAL CHARGES	\$0	\$0	\$0	\$0	\$1,312	\$1,312	\$0
5801 - OPERATING TRANSFERS OUT	\$0	\$14,598	\$14,598	\$13,423	\$0	\$0	\$0
OTHER FINANCING USES	\$0	\$14,598	\$14,598	\$13,423	\$0	\$0	\$0
TOTAL EXPENSES:	\$6,101	\$59,098	\$59,098	\$34,014	\$1,312	\$1,312	\$0
BUDGET UNIT: 152102 INDY H2O UPGRADE	(\$5,651)	(\$58,998)	(\$58,998)	(\$33,398)	(\$1,012)	(\$1,012)	\$0

WATER SYSTEM - LAWS 152301

DEPARTMENTAL FUNCTIONS

The Public Works Department operates and maintains that Laws, Independence & Lone Pine town water systems through and Operation and Maintenance Contract with and outside contractor. There are currently 14 service connections in Laws.

MAJOR ACCOMPLISHMENTS IN FISCAL YEAR 2016-2017

- Operated and maintained system

GOALS FOR FISCAL YEAR 2017-2018

- Operate and maintain system

DEPARTMENTAL BUDGET REQUEST FOR FISCAL YEAR 2017-2018

The Department's Fiscal Year 2017-2018 Requested Budget represents an overall increase of \$6,761 in expenditures, and a decrease of \$100 in revenues, when compared to the Fiscal Year 2016-2017 Board Approved Budget. As a result, the Requested Net County Cost is increased by \$6,861.

This is attributable to increased County Cost Plan. County Cost Plan alone exceeds Budget Unit revenues.

Personnel Costs decreased by \$45 compared to the Fiscal Year 2016-2017 Board Approved Budget, due to standard increases in salary.

Revenues

4801 (WATER SERVICE) decreased by \$100: Based on FY 16/17 estimated year end.

Personnel

The Department's Requested Budget represents no change in the number of fulltime equivalent (FTE) positions that are supported by this budget.

There is no change in FTE's

Services & Supplies

5122 (CELL PHONES) increased by \$5: Based on FY 16/17 actuals; **5265** (PROFESSIONAL & SPECIAL SERVICE) increased by \$30: Based on actual contract cost.

Support & Care of Persons

(There are no changes in this object category from the previous fiscal year.)

Fixed Assets

(There are no changes in this object category from the previous fiscal year.)

FISCAL YEAR 2017-2018 REDUCTION IMPACTS TO BASE BUDGET

N/A

FISCAL YEAR 2017-2018 STATE/FEDERAL FUNDING SUMMARY

N/A

FISCAL YEAR 2017-2018 REGULATORY COMPLIANCE SUMMARY

N/A

MAJOR POLICY CONSIDERATIONS BEING REQUESTED

We expect to complete a rate analysis this fiscal year.

COUNTY OF INYO

BUD002A - BUDGET REQUESTS

RUNDATE: 06/30/2017 TODAY'S DATE: 08/18/2017

FOR FISCAL YEARS: 07/01/2015 - 06/30/18

	YTD ACTUALS 06/30/2016	BOARD APPROVED 06/30/2017	WORKING BUDGET 06/30/2017	YTD ACTUALS 06/30/2017	DEPT REQUESTED 06/30/2018	CAO RECOMM 06/30/2018	BOARD APPROVED 06/30/2018
BUDGET UNIT: 152301 WATER SYSTEM - LAWS							
FUND: 1523 WATER SYSTEM - LAWS							
REVENUES:							
4301 - INTEREST FROM TREASURY	\$10	\$0	\$6	\$10	\$0	\$0	\$0
REV USE OF MONEY & PROPERTY	\$10	\$0	\$6	\$10	\$0	\$0	\$0
4801 - WATER SERVICE	\$6,542	\$7,800	\$7,794	\$6,904	\$7,700	\$7,700	\$0
CHARGES FOR CURRENT SERVICES	\$6,542	\$7,800	\$7,794	\$6,904	\$7,700	\$7,700	\$0
4998 - OPERATING TRANSFERS IN	\$0	\$0	\$0	\$0	\$0	\$9,662	\$0
OTHER FINANCING SOURCES	\$0	\$0	\$0	\$0	\$0	\$9,662	\$0
TOTAL REVENUES:	\$6,553	\$7,800	\$7,800	\$6,914	\$7,700	\$17,362	\$0
EXPENSES:							
5001 - SALARIED EMPLOYEES	\$746	\$747	\$755	\$746	\$755	\$755	\$0
5003 - OVERTIME	\$1	\$78	\$78	\$8	\$0	\$0	\$0
5021 - RETIREMENT & SOCIAL SECURITY	\$55	\$58	\$58	\$56	\$59	\$59	\$0
5022 - PERS RETIREMENT	\$189	\$200	\$200	\$198	\$126	\$126	\$0
5024 - RETIREMENT-UNFUNDED LIAB	\$0	\$0	\$0	\$0	\$92	\$92	\$0
5031 - MEDICAL INSURANCE	\$98	\$108	\$108	\$106	\$115	\$115	\$0
5032 - DISABILITY INSURANCE	\$6	\$8	\$8	\$6	\$7	\$7	\$0
5042 - SICK LEAVE BUY OUT	\$0	\$8	\$0	\$0	\$8	\$8	\$0
SALARIES & BENEFITS	\$1,098	\$1,207	\$1,207	\$1,123	\$1,162	\$1,162	\$0
5112 - PERSONAL & SAFETY EQUIPMENT	\$0	\$0	\$0	\$0	\$0	\$0	\$0
5122 - CELL PHONES	\$14	\$15	\$20	\$19	\$20	\$20	\$0
5171 - MAINTENANCE OF EQUIPMENT	\$10	\$0	\$0	\$0	\$0	\$0	\$0
5173 - MAINTENANCE OF EQUIPMENT-MATER	\$50	\$1,800	\$1,795	\$1,003	\$1,800	\$1,800	\$0
5199 - MAINT OF STRUCTURES-MATERIALS	\$0	\$0	\$0	\$0	\$0	\$0	\$0
5265 - PROFESSIONAL & SPECIAL SERVICE	\$1,198	\$910	\$1,000	\$987	\$940	\$940	\$0
5301 - SMALL TOOLS & INSTRUMENTS	\$47	\$0	\$0	\$0	\$0	\$0	\$0
5311 - GENERAL OPERATING EXPENSE	\$868	\$1,544	\$1,499	\$989	\$1,544	\$1,544	\$0
5351 - UTILITIES	\$2,532	\$2,600	\$2,600	\$2,543	\$2,600	\$2,600	\$0
SERVICES & SUPPLIES	\$4,721	\$6,869	\$6,914	\$5,542	\$6,904	\$6,904	\$0

COUNTY OF INYO

BUD002A - BUDGET REQUESTS

RUNDATE: 06/30/2017 TODAY'S DATE: 08/18/2017

FOR FISCAL YEARS: 07/01/2015 - 06/30/18

	YTD ACTUALS 06/30/2016	BOARD APPROVED 06/30/2017	WORKING BUDGET 06/30/2017	YTD ACTUALS 06/30/2017	DEPT REQUESTED 06/30/2018	CAO RECOMM 06/30/2018	BOARD APPROVED 06/30/2018
5129 - INTERNAL COPY CHARGES (NON-IS)	\$0	\$2	\$2	\$0	\$0	\$0	\$0
5152 - WORKERS COMPENSATION	\$12	\$11	\$11	\$11	\$13	\$13	\$0
5155 - PUBLIC LIABILITY INSURANCE	\$9	\$8	\$8	\$7	\$9	\$9	\$0
5315 - COUNTY COST PLAN	\$0	\$2,504	\$2,504	\$2,504	\$9,274	\$9,274	\$0
INTERNAL CHARGES	\$22	\$2,525	\$2,525	\$2,522	\$9,296	\$9,296	\$0
5799 - DEPRECIATION	\$7,702	\$0	\$0	\$0	\$0	\$0	\$0
DEPRECIATION	\$7,702	\$0	\$0	\$0	\$0	\$0	\$0
TOTAL EXPENSES:	<u>\$13,545</u>	<u>\$10,601</u>	<u>\$10,646</u>	<u>\$9,188</u>	<u>\$17,362</u>	<u>\$17,362</u>	<u>\$0</u>
BUDGET UNIT: 152301 WATER SYSTEM - LAWS	(\$6,992)	(\$2,801)	(\$2,846)	(\$2,273)	(\$9,662)	\$0	\$0

LONE PINE/DEATH VALLEY AIRPORT

150500

DEPARTMENTAL FUNCTIONS

Provides for the safe and efficient operation of the Lone Pine Death Valley Airport and maintains the facility at an acceptable standard as defined by the Federal Aviation Administration, the State Division of Aeronautics, and the County Policy.

MAJOR ACCOMPLISHMENTS IN FISCAL YEAR 2016-2017

- Secured safety measures and installed lights on cell towers near the runway
- Continued to undertake substantial maintenance and repairs
- Continued to integrate staff from various departments to make the airport operations work
- Increased fuel revenue

GOALS FOR FISCAL YEAR 2017-2018

- Continue to refine airport operations
- Continue to increase fuel sales
- Secure and install a completely self sufficient jet A fuel tank

DEPARTMENTAL BUDGET REQUEST FOR FISCAL YEAR 2017-2018

The Department's Fiscal Year 2017-2018 Requested Budget represents an overall increase of \$16,225 in expenditures, and an increase of \$14,025 in revenues, when compared to the Fiscal Year 2016-2017 Board Approved Budget. As a result, the Requested Net County Cost is increased by \$2,200.

There will be no Net County cost. We budgeted in line with our anticipated revenues. However, our County Cost Plan costs increased by \$12,782 this fiscal year.

Personnel Costs did not change compared to the Fiscal Year 2016-2017 Board Approved Budget.

Revenues

4331 (AUTO PARKING) increased by \$1,300: Due to ESTA bus parking agreement; **4334** (TIE DOWN FEES) increased by \$900: based on FY 16/17 actuals; **4932** (SALES OF JET A FUEL) increased by \$11,325: based on FY 16/17 actuals; **4959** (MISCELLANEOUS REVENUE) increased by \$500: based on FY 16/17 actuals.

Personnel

The Department's Requested Budget represents no change in the number of fulltime equivalent (FTE) positions that are supported by this budget.

There are no personnel in this budget.

Services & Supplies

5173 (MAINTENANCE OF EQUIPMENT-MATER) increased by \$1,500: Due to Shell Fuel Inspection needs; **5265** (PROFESSIONAL & SPECIAL SERVICE) increased by \$2,037: Due to a wet winter there is an increase in weed control needs; **5311** (GENERAL OPERATING EXPENSE) increased by \$1,000: Due to increase in credit card fees for fuel; **5361** (FUEL, OIL & WATER FOR RESALE) increased by \$474: based on FY 16/17 actuals.

Support & Care of Persons

(There are no changes in this object category from the previous fiscal year.)

Fixed Assets

(There are no changes in this object category from the previous fiscal year.)

FISCAL YEAR 2017-2018 REDUCTION IMPACTS TO BASE BUDGET

N/A

FISCAL YEAR 2017-2018 STATE/FEDERAL FUNDING SUMMARY

N/A

FISCAL YEAR 2017-2018 REGULATORY COMPLIANCE SUMMARY

N/A

MAJOR POLICY CONSIDERATIONS BEING REQUESTED

N/A

COUNTY OF INYO

BUD002A - BUDGET REQUESTS

RUNDATE: 06/30/2017 TODAY'S DATE: 08/18/2017

FOR FISCAL YEARS: 07/01/2015 - 06/30/18

	YTD ACTUALS 06/30/2016	BOARD APPROVED 06/30/2017	WORKING BUDGET 06/30/2017	YTD ACTUALS 06/30/2017	DEPT REQUESTED 06/30/2018	CAO RECOMM 06/30/2018	BOARD APPROVED 06/30/2018
BUDGET UNIT: 150500 LONE PINE/DEATH VALLEY AIRPORT							
FUND: 1505 LP/DV AIRPPORT							
REVENUES:							
4331 - AUTO PARKING	\$667	\$400	\$50	\$1,107	\$1,700	\$1,700	\$0
4333 - HANGER RENT	\$26,925	\$26,470	\$26,470	\$27,230	\$26,470	\$26,470	\$0
4334 - TIE DOWN FEES	\$928	\$400	\$750	\$1,601	\$1,300	\$1,300	\$0
4338 - RAMP FEES	\$0	\$0	\$0	\$400	\$0	\$0	\$0
RENTS & LEASES	\$28,520	\$27,270	\$27,270	\$30,338	\$29,470	\$29,470	\$0
4301 - INTEREST FROM TREASURY	(\$50)	\$0	\$0	\$92	\$0	\$0	\$0
4311 - RENTS	\$0	\$300	\$300	\$600	\$300	\$300	\$0
4315 - SPECIAL EVENTS	\$0	\$0	\$0	\$2,324	\$0	\$0	\$0
REV USE OF MONEY & PROPERTY	(\$50)	\$300	\$300	\$3,017	\$300	\$300	\$0
4931 - SALES OF AVIATION GAS	\$28,898	\$22,450	\$20,200	\$29,009	\$22,450	\$22,450	\$0
4932 - SALES OF JET A FUEL	\$42,478	\$48,675	\$50,925	\$106,810	\$60,000	\$60,000	\$0
CHARGES FOR CURRENT SERVICES	\$71,377	\$71,125	\$71,125	\$135,819	\$82,450	\$82,450	\$0
4936 - MISCELLANEOUS SALES	\$6	\$0	\$0	\$28	\$0	\$0	\$0
4959 - MISCELLANEOUS REVENUE	\$2,250	\$1,000	\$1,000	\$3,622	\$1,500	\$1,500	\$0
OTHER REVENUE	\$2,256	\$1,000	\$1,000	\$3,650	\$1,500	\$1,500	\$0
TOTAL REVENUES:	\$102,102	\$99,695	\$99,695	\$172,825	\$113,720	\$113,720	\$0
EXPENSES:							
5173 - MAINTENANCE OF EQUIPMENT-MATER	\$0	\$0	\$0	\$0	\$1,500	\$1,500	\$0
5265 - PROFESSIONAL & SPECIAL SERVICE	\$2,375	\$9,763	\$9,763	\$5,045	\$11,800	\$11,800	\$0
5281 - RENTS & LEASES-EQUIPMENT	\$3,240	\$3,240	\$3,240	\$3,236	\$3,240	\$3,240	\$0
5311 - GENERAL OPERATING EXPENSE	\$3,191	\$4,000	\$4,000	\$4,570	\$5,000	\$5,000	\$0
5351 - UTILITIES	\$6,359	\$7,000	\$7,500	\$6,544	\$7,000	\$7,000	\$0
5361 - FUEL, OIL & WATER FOR RESALE	\$64,223	\$60,526	\$60,026	\$59,585	\$61,000	\$61,000	\$0
SERVICES & SUPPLIES	\$79,389	\$84,529	\$84,529	\$78,982	\$89,540	\$89,540	\$0
5124 - EXTERNAL CHARGES	\$7,215	\$6,000	\$6,000	\$8,227	\$4,432	\$4,432	\$0
5315 - COUNTY COST PLAN	\$0	\$6,966	\$6,966	\$6,966	\$19,748	\$19,748	\$0
INTERNAL CHARGES	\$7,215	\$12,966	\$12,966	\$15,193	\$24,180	\$24,180	\$0

COUNTY OF INYO

BUD002A - BUDGET REQUESTS

RUNDATE: 06/30/2017 TODAY'S DATE: 08/18/2017

FOR FISCAL YEARS: 07/01/2015 - 06/30/18

	YTD ACTUALS 06/30/2016	BOARD APPROVED 06/30/2017	WORKING BUDGET 06/30/2017	YTD ACTUALS 06/30/2017	DEPT REQUESTED 06/30/2018	CAO RECOMM 06/30/2018	BOARD APPROVED 06/30/2018
5801 - OPERATING TRANSFERS OUT	\$0	\$0	\$0	\$0	\$0	\$18,308	\$0
OTHER FINANCING USES	\$0	\$0	\$0	\$0	\$0	\$18,308	\$0
TOTAL EXPENSES:	<u>\$86,605</u>	<u>\$97,495</u>	<u>\$97,495</u>	<u>\$94,175</u>	<u>\$113,720</u>	<u>\$132,028</u>	<u>\$0</u>
BUDGET UNIT: 150500 LONE PINE/DEATH VALLEY AIRPORT	\$15,496	\$2,200	\$2,200	\$78,650	\$0	(\$18,308)	\$0

LP/DV AIRPORT IMPROVEMENT 150502

DEPARTMENTAL FUNCTIONS

Houses all FAA grant funded projects at the Lone Pine/Death Valley Airport.

MAJOR ACCOMPLISHMENTS IN FISCAL YEAR 2016-2017

- Completed design for Phase I and II for Airfield Lighting and Visual Aids Improvement
- 90% complete with Airport Layout Plan and Narrative

GOALS FOR FISCAL YEAR 2017-2018

- Complete Airport Layout Plan and Narrative

DEPARTMENTAL BUDGET REQUEST FOR FISCAL YEAR 2017-2018

The Department's Fiscal Year 2017-2018 Requested Budget represents an overall decrease of \$537,903 in expenditures, and a decrease of \$518,477 in revenues, when compared to the Fiscal Year 2016-2017 Board Approved Budget. As a result, the Requested Net County Cost is decreased by \$19,426.

Personnel Costs did not change compared to the Fiscal Year 2016-2017 Board Approved Budget.

Revenues

4498 (STATE GRANTS) decreased by \$29,082: Based on remaining project amount; **4555** (FEDERAL GRANTS) decreased by \$453,851: Based on remaining project amount; **4562** (COUNTY CONTRIBUTION) increased by \$2,744: Based on remaining project amount; **4998** (OPERATING TRANSFERS IN) decreased by \$38,288: Based on remaining project amount.

Personnel

The Department's Requested Budget represents no change in the number of fulltime equivalent (FTE) positions that are supported by this budget.

There are no personnel in this budget.

Services & Supplies

5265 (PROFESSIONAL & SPECIAL SERVICE) decreased by \$225,903: Based on current project need.

Support & Care of Persons

(There are no changes in this object category from the previous fiscal year.)

Fixed Assets

5700 (CONSTRUCTION IN PROGRESS) decreased by \$290,000: Based on current project need.

FISCAL YEAR 2017-2018 REDUCTION IMPACTS TO BASE BUDGET

N/A

FISCAL YEAR 2017-2018 STATE/FEDERAL FUNDING SUMMARY

Federal funding for the project has been secured. State funding for the project has been secured.

FISCAL YEAR 2017-2018 REGULATORY COMPLIANCE SUMMARY

N/A

MAJOR POLICY CONSIDERATIONS BEING REQUESTED

N/A

COUNTY OF INYO

BUD002A - BUDGET REQUESTS

RUNDATE: 06/30/2017 TODAY'S DATE: 08/18/2017

FOR FISCAL YEARS: 07/01/2015 - 06/30/18

	YTD ACTUALS 06/30/2016	BOARD APPROVED 06/30/2017	WORKING BUDGET 06/30/2017	YTD ACTUALS 06/30/2017	DEPT REQUESTED 06/30/2018	CAO RECOMM 06/30/2018	BOARD APPROVED 06/30/2018
BUDGET UNIT: 150502 LP/DV AIRPORT IMPROVEMENT							
FUND: 1511 LP/DV AIRPORT IMPROVEMENT							
REVENUES:							
4498 - STATE GRANTS	\$0	\$31,327	\$16,327	\$14,876	\$2,245	\$2,245	\$0
4555 - FEDERAL GRANTS	\$233,556	\$498,756	\$198,756	\$107,588	\$44,905	\$44,905	\$0
4562 - COUNTY CONTRIBUTION	\$0	\$0	\$0	\$0	\$2,744	\$0	\$0
AID FROM OTHER GOVT AGENCIES	\$233,556	\$530,083	\$215,083	\$122,464	\$49,894	\$47,150	\$0
4998 - OPERATING TRANSFERS IN	\$14,821	\$38,288	\$51,969	\$23,981	\$0	\$2,744	\$0
OTHER FINANCING SOURCES	\$14,821	\$38,288	\$51,969	\$23,981	\$0	\$2,744	\$0
TOTAL REVENUES:	<u>\$248,113</u>	<u>\$568,371</u>	<u>\$267,052</u>	<u>\$146,059</u>	<u>\$49,894</u>	<u>\$49,894</u>	<u>\$0</u>
EXPENSES:							
5265 - PROFESSIONAL & SPECIAL SERVICE	\$166,626	\$252,058	\$221,337	\$118,638	\$26,155	\$26,155	\$0
SERVICES & SUPPLIES	\$166,626	\$252,058	\$221,337	\$118,638	\$26,155	\$26,155	\$0
5124 - EXTERNAL CHARGES	\$5,482	\$25,000	\$21,938	\$6,144	\$3,000	\$3,000	\$0
INTERNAL CHARGES	\$5,482	\$25,000	\$21,938	\$6,144	\$3,000	\$3,000	\$0
5700 - CONSTRUCTION IN PROGRESS	\$0	\$290,000	\$68,913	(\$0)	\$0	\$0	\$0
FIXED ASSETS	\$0	\$290,000	\$68,913	(\$0)	\$0	\$0	\$0
TOTAL EXPENSES:	<u>\$172,108</u>	<u>\$567,058</u>	<u>\$312,188</u>	<u>\$124,782</u>	<u>\$29,155</u>	<u>\$29,155</u>	<u>\$0</u>
BUDGET UNIT: 150502 LP/DV AIRPORT IMPROVEMENT	\$76,004	\$1,313	(\$45,136)	\$21,277	\$20,739	\$20,739	\$0

LP/DV IMPROV TR-16-043
150503

DEPARTMENTAL FUNCTIONS

Funding for Phase I Airfield Lighting and Visual Aid Project.

MAJOR ACCOMPLISHMENTS IN FISCAL YEAR 2016-2017

- Secured FAA funding for Phase I Airfield Lighting and Visual Aids Improvement project
- Completed 50% construction of Phase I Airfield Lighting and Visual Aids Improvement project

GOALS FOR FISCAL YEAR 2017-2018

- Complete construction of Phase I Airfield Lighting and Visual Aids Improvement project
- Secure funding from FAA for construction of Phase II Airfield Lighting and Visual Aids Improvement project
- Begin construction of Phase II Airfield Lighting and Visual Aids Improvement project (pending funding)

DEPARTMENTAL BUDGET REQUEST FOR FISCAL YEAR 2017-2018

The Department's Fiscal Year 2017-2018 Requested Budget represents an overall increase of \$282,983 in expenditures, and an increase of \$282,983 in revenues, when compared to the Fiscal Year 2016-2017 Board Approved Budget. As a result, the Requested Net County Cost is increased by \$0.

Personnel Costs did not change compared to the Fiscal Year 2016-2017 Board Approved Budget.

Revenues

4498 (STATE GRANTS) increased by \$12,734: Based on current project status; **4555** (FEDERAL GRANTS) increased by \$254,685: Based on current project status; **4562** (COUNTY CONTRIBUTION) increased by \$15,564: Based on current project status.

Personnel

The Department's Requested Budget represents no change in the number of fulltime equivalent (FTE) positions that are supported by this budget.

There are no personnel in this budget.

Services & Supplies

5265 (PROFESSIONAL & SPECIAL SERVICE) increased by \$24,733: Based on current project status.

Support & Care of Persons

(There are no changes in this object category from the previous fiscal year.)

Fixed Assets

5700 (CONSTRUCTION IN PROGRESS) increased by \$255,250: Based on current project status.

FISCAL YEAR 2017-2018 REDUCTION IMPACTS TO BASE BUDGET

N/A

FISCAL YEAR 2017-2018 STATE/FEDERAL FUNDING SUMMARY

Federal funding for the project has been secured. State funding for the project has been secured.

FISCAL YEAR 2017-2018 REGULATORY COMPLIANCE SUMMARY

N/A

MAJOR POLICY CONSIDERATIONS BEING REQUESTED

N/A

COUNTY OF INYO

BUD002A - BUDGET REQUESTS

RUNDATE: 06/30/2017 TODAY'S DATE: 08/18/2017

FOR FISCAL YEARS: 07/01/2015 - 06/30/18

	YTD ACTUALS 06/30/2016	BOARD APPROVED 06/30/2017	WORKING BUDGET 06/30/2017	YTD ACTUALS 06/30/2017	DEPT REQUESTED 06/30/2018	CAO RECOMM 06/30/2018	BOARD APPROVED 06/30/2018
BUDGET UNIT: 150503 LP/DV IMPROV TR-16-043							
FUND: 1512 LP/DV IMPROVEMENT-TR16-043							
REVENUES:							
4498 - STATE GRANTS	\$0	\$0	\$15,000	\$0	\$12,734	\$12,734	\$0
4555 - FEDERAL GRANTS	\$0	\$0	\$300,000	\$189,037	\$254,685	\$254,685	\$0
4562 - COUNTY CONTRIBUTION	\$0	\$0	\$0	\$0	\$15,564	\$0	\$0
AID FROM OTHER GOVT AGENCIES	\$0	\$0	\$315,000	\$189,037	\$282,983	\$267,419	\$0
4998 - OPERATING TRANSFERS IN	\$0	\$0	\$0	\$11,552	\$0	\$15,564	\$0
OTHER FINANCING SOURCES	\$0	\$0	\$0	\$11,552	\$0	\$15,564	\$0
TOTAL REVENUES:	\$0	\$0	\$315,000	\$200,589	\$282,983	\$282,983	\$0
EXPENSES:							
5265 - PROFESSIONAL & SPECIAL SERVICE	\$0	\$0	\$29,185	\$4,452	\$24,733	\$24,733	\$0
SERVICES & SUPPLIES	\$0	\$0	\$29,185	\$4,452	\$24,733	\$24,733	\$0
5124 - EXTERNAL CHARGES	\$0	\$0	\$3,062	\$2,812	\$3,000	\$3,000	\$0
INTERNAL CHARGES	\$0	\$0	\$3,062	\$2,812	\$3,000	\$3,000	\$0
5700 - CONSTRUCTION IN PROGRESS	\$0	\$0	\$301,087	\$202,776	\$255,250	\$255,250	\$0
FIXED ASSETS	\$0	\$0	\$301,087	\$202,776	\$255,250	\$255,250	\$0
TOTAL EXPENSES:	\$0	\$0	\$333,334	\$210,042	\$282,983	\$282,983	\$0
BUDGET UNIT: 150503 LP/DV IMPROV TR-16-043	\$0	\$0	(\$18,334)	(\$9,453)	\$0	\$0	\$0

LONE PINE/DEATH VALLEY AIR-SP
150600

DEPARTMENTAL FUNCTIONS

This budget expends funds from an annual grant provided by the State Department of Transportation, Division of Aeronautics. The funding is discretionary and is intended for operations and maintenance at General Aviation Airports. The Lone Pine Special Aviation Budget augments the Lone Pine Airport Operating Budget by assisting with expenses such as Fire & Casualty Insurance, office space and site rental, salaries and benefits, and other miscellaneous expenses.

MAJOR ACCOMPLISHMENTS IN FISCAL YEAR 2016-2017

- Continued financial assistance for the Lone Pine Airport operating budget

GOALS FOR FISCAL YEAR 2017-2018

- Continue financial assistance for the Lone Pine Airport operating budget

DEPARTMENTAL BUDGET REQUEST FOR FISCAL YEAR 2017-2018

The Department's Fiscal Year 2017-2018 Requested Budget represents an overall increase of \$195 in expenditures, and an increase of \$0 in revenues, when compared to the Fiscal Year 2016-2017 Board Approved Budget. As a result, the Requested Net County Cost is increased by \$195.

Due to an increase in the need for increased weed mitigation

Personnel Costs increased by \$89 compared to the Fiscal Year 2016-2017 Board Approved Budget, due to standard increases.

Revenues

(There are no changes in this object category from the previous fiscal year.)

Personnel

The Department's Requested Budget represents no change in the number of fulltime equivalent (FTE) positions that are supported by this budget.

There are no changes in FTE's.

Services & Supplies

5173 (MAINTENANCE OF EQUIPMENT-MATER) decreased by \$102: Budget based on FY 2016/2017 estimated year end; **5291** (OFFICE, SPACE & SITE RENTAL) increased by \$200: Budget based on possible increase for our DWP lease.

Support & Care of Persons

(There are no changes in this object category from the previous fiscal year.)

Fixed Assets

(There are no changes in this object category from the previous fiscal year.)

FISCAL YEAR 2017-2018 REDUCTION IMPACTS TO BASE BUDGET

N/A

FISCAL YEAR 2017-2018 STATE/FEDERAL FUNDING SUMMARY

Revenue source is not currently at risk.

FISCAL YEAR 2017-2018 REGULATORY COMPLIANCE SUMMARY

N/A

MAJOR POLICY CONSIDERATIONS BEING REQUESTED

N/A

COUNTY OF INYO

BUD002A - BUDGET REQUESTS

RUNDATE: 06/30/2017 TODAY'S DATE: 08/18/2017

FOR FISCAL YEARS: 07/01/2015 - 06/30/18

	YTD ACTUALS 06/30/2016	BOARD APPROVED 06/30/2017	WORKING BUDGET 06/30/2017	YTD ACTUALS 06/30/2017	DEPT REQUESTED 06/30/2018	CAO RECOMM 06/30/2018	BOARD APPROVED 06/30/2018
BUDGET UNIT: 150600 LONE PINE/DEATH VALLEY AIR-SP							
FUND: 1506 LONE PINE/DEATH VALLEY AIR-SPC							
REVENUES:							
4301 - INTEREST FROM TREASURY	\$63	\$25	\$25	\$106	\$25	\$25	\$0
REV USE OF MONEY & PROPERTY	\$63	\$25	\$25	\$106	\$25	\$25	\$0
4401 - STATE AID FOR AVIATION	\$10,000	\$10,000	\$10,000	\$10,000	\$10,000	\$10,000	\$0
AID FROM OTHER GOVT AGENCIES	\$10,000	\$10,000	\$10,000	\$10,000	\$10,000	\$10,000	\$0
TOTAL REVENUES:	\$10,063	\$10,025	\$10,025	\$10,106	\$10,025	\$10,025	\$0
EXPENSES:							
5001 - SALARIED EMPLOYEES	\$1,214	\$1,218	\$1,218	\$1,217	\$1,231	\$1,231	\$0
5021 - RETIREMENT & SOCIAL SECURITY	\$92	\$99	\$99	\$93	\$100	\$100	\$0
5022 - PERS RETIREMENT	\$307	\$325	\$325	\$324	\$205	\$205	\$0
5024 - RETIREMENT-UNFUNDED LIAB	\$0	\$0	\$0	\$0	\$183	\$183	\$0
5031 - MEDICAL INSURANCE	\$153	\$148	\$148	\$145	\$160	\$160	\$0
5032 - DISABILITY INSURANCE	\$10	\$12	\$12	\$10	\$12	\$12	\$0
5043 - OTHER BENEFITS	\$63	\$72	\$72	\$72	\$72	\$72	\$0
SALARIES & BENEFITS	\$1,842	\$1,874	\$1,874	\$1,863	\$1,963	\$1,963	\$0
5153 - FIRE & CASUALTY INSURANCE	\$1,475	\$1,625	\$1,475	\$1,475	\$1,625	\$1,625	\$0
5173 - MAINTENANCE OF EQUIPMENT-MATER	\$15	\$200	\$350	\$173	\$98	\$98	\$0
5199 - MAINT OF STRUCTURES-MATERIALS	\$75	\$1,890	\$1,890	\$0	\$1,890	\$1,890	\$0
5291 - OFFICE, SPACE & SITE RENTAL	\$3,224	\$3,500	\$3,500	\$3,362	\$3,700	\$3,700	\$0
5311 - GENERAL OPERATING EXPENSE	\$441	\$395	\$395	\$250	\$395	\$395	\$0
SERVICES & SUPPLIES	\$5,231	\$7,610	\$7,610	\$5,262	\$7,708	\$7,708	\$0
5121 - INTERNAL CHARGES	\$0	\$198	\$198	\$0	\$198	\$198	\$0
5124 - EXTERNAL CHARGES	\$0	\$117	\$117	\$48	\$120	\$120	\$0
5152 - WORKERS COMPENSATION	\$15	\$17	\$17	\$17	\$21	\$21	\$0
5155 - PUBLIC LIABILITY INSURANCE	\$9	\$14	\$14	\$13	\$15	\$15	\$0
INTERNAL CHARGES	\$24	\$346	\$346	\$79	\$354	\$354	\$0
TOTAL EXPENSES:	\$7,098	\$9,830	\$9,830	\$7,204	\$10,025	\$10,025	\$0
BUDGET UNIT: 150600 LONE PINE/DEATH VALLEY AIR-SP	\$2,964	\$195	\$195	\$2,901	\$0	\$0	\$0

LONE PINE LIGHTING

800201

DEPARTMENTAL FUNCTIONS

The Public Works Department administers the Lone Pine Lighting District, which is responsible for maintenance and utility costs for the lighting fixtures in the district. Funding for the Lone Pine Lighting District is provided primarily through secured and unsecured taxes.

MAJOR ACCOMPLISHMENTS IN FISCAL YEAR 2016-2017

- Continued administration and maintenance of the District

GOALS FOR FISCAL YEAR 2017-2018

- Administer District and ensure that lighting fixtures are maintained
- Replace lights as needed

DEPARTMENTAL BUDGET REQUEST FOR FISCAL YEAR 2017-2018

The Department's Fiscal Year 2017-2018 Requested Budget represents an overall decrease of \$1,130 in expenditures, and an increase of \$0 in revenues, when compared to the Fiscal Year 2016-2017 Board Approved Budget. As a result, the Requested Net County Cost is decreased by \$1,130.

Personnel Costs increased by \$48 compared to the Fiscal Year 2016-2017 Board Approved Budget, due to standard increases.

Revenues

(There are no changes in this object category from the previous fiscal year.)

Personnel

The Department's Requested Budget represents no change in the number of fulltime equivalent (FTE) positions that are supported by this budget.

There is no change in FTE's

Services & Supplies

5191 (MAINTENANCE OF STRUCTURES) decreased by \$2,000: Budget based on FY 2016/2017 estimated year end.

Support & Care of Persons

(There are no changes in this object category from the previous fiscal year.)

Fixed Assets

(There are no changes in this object category from the previous fiscal year.)

FISCAL YEAR 2017-2018 REDUCTION IMPACTS TO BASE BUDGET

N/A

FISCAL YEAR 2017-2018 STATE/FEDERAL FUNDING SUMMARY

N/A

FISCAL YEAR 2017-2018 REGULATORY COMPLIANCE SUMMARY

N/A

MAJOR POLICY CONSIDERATIONS BEING REQUESTED

N/A

COUNTY OF INYO

BUD002A - BUDGET REQUESTS

RUNDATE: 06/30/2017 TODAY'S DATE: 08/18/2017

FOR FISCAL YEARS: 07/01/2015 - 06/30/18

	YTD ACTUALS 06/30/2016	BOARD APPROVED 06/30/2017	WORKING BUDGET 06/30/2017	YTD ACTUALS 06/30/2017	DEPT REQUESTED 06/30/2018	CAO RECOMM 06/30/2018	BOARD APPROVED 06/30/2018
BUDGET UNIT: 800201 LONE PINE LIGHTING							
FUND: 8002 LONE PINE LIGHTING							
REVENUES:							
4001 - CURRENT SECURED TAXES	\$18,166	\$16,000	\$16,000	\$19,885	\$16,000	\$16,000	\$0
4004 - CURRENT UNSECURED TAXES	\$2,138	\$2,500	\$2,500	\$2,172	\$2,500	\$2,500	\$0
4008 - SB813 DISTRIBUTIONS	\$54	\$150	\$150	\$103	\$150	\$150	\$0
4021 - PRIOR YEAR SECURED TAXES	\$32	\$50	\$50	\$195	\$50	\$50	\$0
4023 - PRIOR YEAR UNSECURED TAXES	\$87	\$100	\$100	\$241	\$100	\$100	\$0
TAXES - PROPERTY	\$20,478	\$18,800	\$18,800	\$22,597	\$18,800	\$18,800	\$0
4301 - INTEREST FROM TREASURY	\$956	\$200	\$200	\$1,676	\$200	\$200	\$0
4303 - INTEREST ON TAX FUNDS	\$0	\$0	\$0	\$3	\$0	\$0	\$0
REV USE OF MONEY & PROPERTY	\$956	\$200	\$200	\$1,680	\$200	\$200	\$0
4472 - HOMEOWNERS PROPERTY TAX RELIEF	\$136	\$50	\$50	\$135	\$50	\$50	\$0
AID FROM OTHER GOVT AGENCIES	\$136	\$50	\$50	\$135	\$50	\$50	\$0
TOTAL REVENUES:	\$21,570	\$19,050	\$19,050	\$24,412	\$19,050	\$19,050	\$0
EXPENSES:							
5001 - SALARIED EMPLOYEES	\$526	\$531	\$531	\$531	\$537	\$537	\$0
5021 - RETIREMENT & SOCIAL SECURITY	\$41	\$46	\$46	\$42	\$47	\$47	\$0
5022 - PERS RETIREMENT	\$133	\$142	\$142	\$141	\$89	\$89	\$0
5024 - RETIREMENT-UNFUNDED LIAB	\$0	\$0	\$0	\$0	\$92	\$92	\$0
5031 - MEDICAL INSURANCE	\$17	\$5	\$5	\$5	\$7	\$7	\$0
5032 - DISABILITY INSURANCE	\$4	\$5	\$5	\$4	\$5	\$5	\$0
5043 - OTHER BENEFITS	\$63	\$72	\$72	\$72	\$72	\$72	\$0
SALARIES & BENEFITS	\$787	\$801	\$801	\$797	\$849	\$849	\$0
5191 - MAINTENANCE OF STRUCTURES	\$0	\$3,000	\$3,000	\$0	\$1,000	\$1,000	\$0
5265 - PROFESSIONAL & SPECIAL SERVICE	\$0	\$1,500	\$1,500	\$0	\$1,500	\$1,500	\$0
5311 - GENERAL OPERATING EXPENSE	\$100	\$100	\$100	\$100	\$100	\$100	\$0
5351 - UTILITIES	\$11,793	\$13,000	\$13,000	\$9,235	\$13,000	\$13,000	\$0
SERVICES & SUPPLIES	\$11,893	\$17,600	\$17,600	\$9,335	\$15,600	\$15,600	\$0
5124 - EXTERNAL CHARGES	\$0	\$4,659	\$4,659	\$0	\$1,500	\$1,500	\$0

COUNTY OF INYO

BUD002A - BUDGET REQUESTS

RUNDATE: 06/30/2017 TODAY'S DATE: 08/18/2017

FOR FISCAL YEARS: 07/01/2015 - 06/30/18

	YTD ACTUALS 06/30/2016	BOARD APPROVED 06/30/2017	WORKING BUDGET 06/30/2017	YTD ACTUALS 06/30/2017	DEPT REQUESTED 06/30/2018	CAO RECOMM 06/30/2018	BOARD APPROVED 06/30/2018
5152 - WORKERS COMPENSATION	\$9	\$8	\$8	\$8	\$9	\$9	\$0
5155 - PUBLIC LIABILITY INSURANCE	\$6	\$6	\$6	\$6	\$7	\$7	\$0
5315 - COUNTY COST PLAN	\$264	\$1,075	\$1,075	\$1,075	\$5,054	\$5,054	\$0
INTERNAL CHARGES	\$279	\$5,748	\$5,748	\$1,089	\$6,570	\$6,570	\$0
TOTAL EXPENSES:	\$12,959	\$24,149	\$24,149	\$11,221	\$23,019	\$23,019	\$0
BUDGET UNIT: 800201 LONE PINE LIGHTING	\$8,611	(\$5,099)	(\$5,099)	\$13,191	(\$3,969)	(\$3,969)	\$0

WATER SYSTEM - LONE PINE

152201

DEPARTMENTAL FUNCTIONS

The Public Works Department operates and maintains the Lone Pine, Independence and Laws town water systems through an Operation and Maintenance Contract with an outside contractor. There are currently 559 service connections in Lone Pine.

MAJOR ACCOMPLISHMENTS IN FISCAL YEAR 2016-2017

- Maintained and operated system
- Completed upgrade of SCADA system

GOALS FOR FISCAL YEAR 2017-2018

- Maintain and operate system
- Complete Rate Analysis
- Review operating contract

DEPARTMENTAL BUDGET REQUEST FOR FISCAL YEAR 2017-2018

The Department's Fiscal Year 2017-2018 Requested Budget represents an overall increase of \$14,688 in expenditures, and an increase of \$582 in revenues, when compared to the Fiscal Year 2016-2017 Board Approved Budget. As a result, the Requested Net County Cost is increased by \$14,106.

Personnel Costs increased by \$867 compared to the Fiscal Year 2016-2017 Board Approved Budget, due to budgeting for overtime.

Revenues

4301 (INTEREST FROM TREASURY) increased by \$600: based on actuals; **4801** (WATER SERVICE) decreased by \$18: based on actuals.

Personnel

The Department's Requested Budget represents no change in the number of fulltime equivalent (FTE) positions that are supported by this budget.

There is no change in FTE's

Services & Supplies

5122 (CELL PHONES) increased by \$200: Based on actuals; **5171** (MAINTENANCE OF EQUIPMENT) decreased by \$3,000: Balancing need vs. available revenue; **5173** (MAINTENANCE OF EQUIPMENT-MATER) increased by \$750: Based on need; **5199** (MAINT OF STRUCTURES-MATERIALS) decreased by \$20: Balancing need vs. available revenue;

5265 (PROFESSIONAL & SPECIAL SERVICE) increased by \$6,600: Increase is due to the operating contract and the estimated rate study cost; **5311** (GENERAL OPERATING EXPENSE) decreased by \$1,000: Balancing need vs. available revenue; **5351** (UTILITIES) decreased by \$2,000: expense moved to object code 5124, the appropriate object code for this budget.

Support & Care of Persons

(There are no changes in this object category from the previous fiscal year.)

Fixed Assets

(There are no changes in this object category from the previous fiscal year.)

FISCAL YEAR 2017-2018 REDUCTION IMPACTS TO BASE BUDGET

N/A

FISCAL YEAR 2017-2018 STATE/FEDERAL FUNDING SUMMARY

N/A

FISCAL YEAR 2017-2018 REGULATORY COMPLIANCE SUMMARY

N/A

MAJOR POLICY CONSIDERATIONS BEING REQUESTED

We expect to complete rate analysis this fiscal year.

COUNTY OF INYO

BUD002A - BUDGET REQUESTS

RUNDATE: 06/30/2017 TODAY'S DATE: 08/18/2017

FOR FISCAL YEARS: 07/01/2015 - 06/30/18

	YTD ACTUALS 06/30/2016	BOARD APPROVED 06/30/2017	WORKING BUDGET 06/30/2017	YTD ACTUALS 06/30/2017	DEPT REQUESTED 06/30/2018	CAO RECOMM 06/30/2018	BOARD APPROVED 06/30/2018
BUDGET UNIT: 152201 WATER SYSTEM - LONE PINE							
FUND: 1522 WATER SYSTEM - LONE PINE							
REVENUES:							
4301 - INTEREST FROM TREASURY	\$561	\$200	\$200	\$453	\$800	\$800	\$0
REV USE OF MONEY & PROPERTY	\$561	\$200	\$200	\$453	\$800	\$800	\$0
4801 - WATER SERVICE	\$212,435	\$222,018	\$222,018	\$214,250	\$222,000	\$222,000	\$0
CHARGES FOR CURRENT SERVICES	\$212,435	\$222,018	\$222,018	\$214,250	\$222,000	\$222,000	\$0
4998 - OPERATING TRANSFERS IN	\$0	\$0	\$0	\$0	\$0	\$58,715	\$0
OTHER FINANCING SOURCES	\$0	\$0	\$0	\$0	\$0	\$58,715	\$0
TOTAL REVENUES:	\$212,997	\$222,218	\$222,218	\$214,703	\$222,800	\$281,515	\$0
EXPENSES:							
5001 - SALARIED EMPLOYEES	\$69,549	\$53,829	\$54,757	\$53,831	\$54,430	\$54,436	\$0
5003 - OVERTIME	\$238	\$2,000	\$2,000	\$1,044	\$1,000	\$1,000	\$0
5021 - RETIREMENT & SOCIAL SECURITY	\$4,062	\$4,189	\$4,189	\$4,134	\$4,237	\$4,237	\$0
5022 - PERS RETIREMENT	\$13,611	\$14,396	\$14,396	\$14,356	\$9,115	\$9,115	\$0
5024 - RETIREMENT-UNFUNDED LIAB	\$0	\$0	\$0	\$0	\$6,226	\$6,226	\$0
5031 - MEDICAL INSURANCE	\$5,037	\$5,561	\$5,561	\$5,449	\$5,809	\$5,803	\$0
5032 - DISABILITY INSURANCE	\$456	\$548	\$548	\$481	\$554	\$554	\$0
5042 - SICK LEAVE BUY OUT	\$0	\$928	\$0	\$0	\$947	\$947	\$0
SALARIES & BENEFITS	\$91,020	\$81,451	\$81,451	\$79,298	\$82,318	\$82,318	\$0
5112 - PERSONAL & SAFETY EQUIPMENT	\$6	\$100	\$100	\$0	\$100	\$100	\$0
5122 - CELL PHONES	\$425	\$450	\$650	\$578	\$650	\$650	\$0
5171 - MAINTENANCE OF EQUIPMENT	\$5,208	\$10,000	\$7,500	\$6,426	\$7,000	\$7,000	\$0
5173 - MAINTENANCE OF EQUIPMENT-MATER	\$3,895	\$6,000	\$6,000	\$3,695	\$6,750	\$6,750	\$0
5199 - MAINT OF STRUCTURES-MATERIALS	\$177	\$620	\$0	\$0	\$600	\$600	\$0
5263 - ADVERTISING	\$27	\$0	\$0	\$0	\$0	\$0	\$0
5265 - PROFESSIONAL & SPECIAL SERVICE	\$117,965	\$136,201	\$141,601	\$133,027	\$142,801	\$142,801	\$0
5291 - OFFICE, SPACE & SITE RENTAL	\$1,500	\$1,500	\$1,500	\$1,500	\$1,500	\$1,500	\$0
5301 - SMALL TOOLS & INSTRUMENTS	\$113	\$200	\$200	\$0	\$200	\$200	\$0
5311 - GENERAL OPERATING EXPENSE	\$7,497	\$7,565	\$6,000	\$5,265	\$6,565	\$6,565	\$0
5351 - UTILITIES	\$1,224	\$2,000	\$1,500	\$1,147	\$0	\$0	\$0

COUNTY OF INYO

BUD002A - BUDGET REQUESTS

RUNDATE: 06/30/2017 TODAY'S DATE: 08/18/2017

FOR FISCAL YEARS: 07/01/2015 - 06/30/18

	YTD ACTUALS 06/30/2016	BOARD APPROVED 06/30/2017	WORKING BUDGET 06/30/2017	YTD ACTUALS 06/30/2017	DEPT REQUESTED 06/30/2018	CAO RECOMM 06/30/2018	BOARD APPROVED 06/30/2018
SERVICES & SUPPLIES	\$138,041	\$164,636	\$165,051	\$151,641	\$166,166	\$166,166	\$0
5124 - EXTERNAL CHARGES	\$36,806	\$5,000	\$500	\$318	\$4,500	\$4,500	\$0
5129 - INTERNAL COPY CHARGES (NON-IS)	\$489	\$697	\$697	\$3	\$10	\$10	\$0
5152 - WORKERS COMPENSATION	\$807	\$771	\$771	\$771	\$925	\$925	\$0
5155 - PUBLIC LIABILITY INSURANCE	\$533	\$602	\$602	\$601	\$679	\$679	\$0
5315 - COUNTY COST PLAN	\$1,782	\$5,457	\$5,457	\$5,457	\$18,917	\$18,917	\$0
5333 - MOTOR POOL	\$10,729	\$8,213	\$17,698	\$16,004	\$8,000	\$8,000	\$0
INTERNAL CHARGES	\$51,148	\$20,740	\$25,725	\$23,156	\$33,031	\$33,031	\$0
5799 - DEPRECIATION	\$28,972	\$0	\$0	\$0	\$0	\$0	\$0
DEPRECIATION	\$28,972	\$0	\$0	\$0	\$0	\$0	\$0
TOTAL EXPENSES:	\$309,183	\$266,827	\$272,227	\$254,095	\$281,515	\$281,515	\$0
BUDGET UNIT: 152201 WATER SYSTEM - LONE PINE	(\$96,186)	(\$44,609)	(\$50,009)	(\$39,392)	(\$58,715)	\$0	\$0

MAINTENANCE-BUILDING & GROUNDS

011100

DEPARTMENTAL FUNCTIONS

Oversight of the Maintenance-Building and Grounds budget unit (011100) is provided by the Public Works Department and is intended to utilize a combination of General Fund and Non-General Fund revenue to support all facets of County government. Following is a partial list of services provided by Buildings and Grounds staff:

- o Maintain all County facilities
- o Provide maintenance services for the offices of the courts in Bishop and Independence
- o Provide Janitorial services and supplies for most County owned facilities and a portion of the County leased facilities
- o Maintain the grounds of the Independence campus, the Jail, Juvenile facility, Museum, Commander's House, Edwards' House, Water Department and South Street offices in Bishop and certain leased facilities.
- o Administer the contracts for LPG purchases for the County facilities.
- o Administer the contract for insect & pest control for designated County facilities.
- o Administer the contract for fire extinguisher servicing for all County facilities and vehicles.
- o Administer the contract for trash service for various County facilities.
- o Administer the contract for janitorial supplies for County facilities.
- o Administer the contract for Ansul hoods for Jail, Statham Hall, Bishop Seniors, and Airport Café
- o Provide 24/7/365 support for all County facilities and personnel.

MAJOR ACCOMPLISHMENTS IN FISCAL YEAR 2016-2017

- Provided support for the moving of Building & Safety to the City of Bishop Office
- Provided support during the emergency relocation of the District Attorney and Child Support when the building we rented became unsafe after rain collapsed the ceiling
- Responded to approximately 899 Maintenance work orders through 5/12/17 and 8 work orders for Deferred Maintenance projects
- Provide support for various Tecopa/Shoshone County Facilities
- Evaluated mechanical systems as well as Jail replacement needs

GOALS FOR FISCAL YEAR 2017-2018

- Reduce ongoing Jail maintenance by completion of deferred maintenance projects
- Continue using CAMS to identify replacement needs throughout the County facilities

DEPARTMENTAL BUDGET REQUEST FOR FISCAL YEAR 2017-2018

The Department's Fiscal Year 2017-2018 Requested Budget represents an overall increase of \$99,790 in expenditures, and an increase of \$9,219 in revenues, when compared to the Fiscal Year 2016-2017 Board Approved Budget. As a result, the Requested Net County Cost is increased by \$90,571.

Personnel Costs increased by \$21,154 compared to the Fiscal Year 2016-2017 Board Approved Budget, due to internal recruitment position change from a janitorial supervisor to a building & maintenance worker as well as creating a lead position. There was also a slight increase in overtime as we based it on current year need.

Revenues

4821 (INTRA COUNTY CHARGES) decreased by \$14,412: based on FY 16/17 revenue which is at 62% received through February; **4824** (INTER GOVERNMENT CHARGES) increased by \$40,631: based on FY 16/17 revenue which is at 62% received through February; **4998** (OPERATING TRANSFERS IN) decreased by \$17,000: operating transfers are determined by the budget team.

Personnel

The Department's Requested Budget represents a decrease in the number of fulltime equivalent (FTE) positions that are supported by this budget.

There is a decrease of 1.04 FTE's due to the deletion of a Facility Maintenance Manager as well as standard personnel shifts.

Services & Supplies

5122 (CELL PHONES) increased by \$618: Based on FY 16/17 actuals due to upgrading phones; **5171** (MAINTENANCE OF EQUIPMENT) decreased by \$2,000: Due to FY 17/18 based needs; **5184** (MAINTENANCE - SHERIFF) increased by \$4,700: Due to a request to replace the shower doors in the Jail that are a safety hazard; **5191** (MAINTENANCE OF STRUCTURES) decreased by \$1,000: Based on FY 17/18 needs; **5199** (MAINT OF STRUCTURES-MATERIALS) increased by \$3,009: Based on FY 16/17 expenditures; **5263** (ADVERTISING) decreased by \$1,000: based on FY 17/18 estimated needs; **5265** (PROFESSIONAL & SPECIAL SERVICE) increased by \$15,149: this is the actual costs for contracted services; **5291** (OFFICE, SPACE & SITE RENTAL) decreased by \$3,150: due to the renting of a new building for the District Attorney and Child Support; **5351** (UTILITIES) increased by \$48,856: Based on estimated expenditures for utilities in all County facilities.

Support & Care of Persons

(There are no changes in this object category from the previous fiscal year.)

Fixed Assets

(There are no changes in this object category from the previous fiscal year.)

FISCAL YEAR 2017-2018 REDUCTION IMPACTS TO BASE BUDGET

N/A

FISCAL YEAR 2017-2018 STATE/FEDERAL FUNDING SUMMARY

N/A

FISCAL YEAR 2017-2018 REGULATORY COMPLIANCE SUMMARY

N/A

MAJOR POLICY CONSIDERATIONS BEING REQUESTED

N/A

COUNTY OF INYO

BUD002A - BUDGET REQUESTS

RUNDATE: 06/30/2017 TODAY'S DATE: 08/18/2017

FOR FISCAL YEARS: 07/01/2015 - 06/30/18

	YTD ACTUALS 06/30/2016	BOARD APPROVED 06/30/2017	WORKING BUDGET 06/30/2017	YTD ACTUALS 06/30/2017	DEPT REQUESTED 06/30/2018	CAO RECOMM 06/30/2018	BOARD APPROVED 06/30/2018
BUDGET UNIT: 011100 MAINTENANCE-BUILDING & GROUNDS							
FUND: 0001 GENERAL FUND							
REVENUES:							
4312 - LEASES	\$12	\$12	\$12	\$12	\$12	\$12	\$0
REV USE OF MONEY & PROPERTY	\$12	\$12	\$12	\$12	\$12	\$12	\$0
4676 - RESTITUTION	\$167	\$0	\$0	\$0	\$0	\$0	\$0
4819 - SERVICES & FEES	\$2,033	\$0	\$0	\$0	\$0	\$0	\$0
4821 - INTRA COUNTY CHARGES	\$171,185	\$173,300	\$173,300	\$148,149	\$158,888	\$162,000	\$0
4824 - INTER GOVERNMENT CHARGES	\$79,487	\$68,976	\$78,976	\$70,398	\$109,607	\$73,382	\$0
4825 - OTHER CURRENT CHARGES	\$0	\$0	\$0	\$32	\$0	\$0	\$0
CHARGES FOR CURRENT SERVICES	\$252,874	\$242,276	\$252,276	\$218,580	\$268,495	\$235,382	\$0
4998 - OPERATING TRANSFERS IN	\$17,000	\$17,000	\$17,000	\$17,000	\$0	\$17,000	\$0
OTHER FINANCING SOURCES	\$17,000	\$17,000	\$17,000	\$17,000	\$0	\$17,000	\$0
TOTAL REVENUES:	\$269,886	\$259,288	\$269,288	\$235,592	\$268,507	\$252,394	\$0
EXPENSES:							
5001 - SALARIED EMPLOYEES	\$357,196	\$366,635	\$366,020	\$345,807	\$361,421	\$361,554	\$0
5003 - OVERTIME	\$5,291	\$5,500	\$7,000	\$6,794	\$7,000	\$5,500	\$0
5004 - STANDBY TIME	\$14,701	\$15,000	\$15,000	\$14,521	\$15,000	\$15,000	\$0
5012 - PART TIME EMPLOYEES	\$4,708	\$16,932	\$14,000	\$12,643	\$17,573	\$17,573	\$0
5021 - RETIREMENT & SOCIAL SECURITY	\$28,325	\$30,378	\$30,378	\$28,625	\$29,837	\$29,848	\$0
5022 - PERS RETIREMENT	\$90,462	\$97,707	\$97,707	\$89,484	\$56,913	\$56,933	\$0
5024 - RETIREMENT-UNFUNDED LIAB	\$0	\$0	\$0	\$0	\$73,885	\$73,885	\$0
5031 - MEDICAL INSURANCE	\$90,070	\$92,681	\$92,681	\$83,307	\$86,088	\$86,088	\$0
5032 - DISABILITY INSURANCE	\$3,084	\$3,885	\$3,885	\$3,156	\$3,808	\$3,810	\$0
5042 - SICK LEAVE BUY OUT	\$3,797	\$4,858	\$2,079	\$2,078	\$3,311	\$3,311	\$0
5043 - OTHER BENEFITS	\$6,928	\$8,674	\$13,500	\$13,335	\$8,568	\$8,568	\$0
SALARIES & BENEFITS	\$604,566	\$642,250	\$642,250	\$599,755	\$663,404	\$662,070	\$0
5112 - PERSONAL & SAFETY EQUIPMENT	\$1,542	\$2,000	\$1,750	\$1,158	\$2,000	\$2,000	\$0
5122 - CELL PHONES	\$349	\$300	\$800	\$989	\$918	\$918	\$0
5171 - MAINTENANCE OF EQUIPMENT	\$7,604	\$11,925	\$14,925	\$14,314	\$9,925	\$9,925	\$0
5184 - MAINTENANCE - SHERIFF	\$13,581	\$13,000	\$13,227	\$9,382	\$17,700	\$17,700	\$0

COUNTY OF INYO

BUD002A - BUDGET REQUESTS

RUNDATE: 06/30/2017 TODAY'S DATE: 08/18/2017

FOR FISCAL YEARS: 07/01/2015 - 06/30/18

	YTD ACTUALS 06/30/2016	BOARD APPROVED 06/30/2017	WORKING BUDGET 06/30/2017	YTD ACTUALS 06/30/2017	DEPT REQUESTED 06/30/2018	CAO RECOMM 06/30/2018	BOARD APPROVED 06/30/2018
5190 - MAINT BIG PINE LIBRARY	\$5,666	\$5,666	\$5,666	\$5,666	\$5,666	\$5,666	\$0
5191 - MAINTENANCE OF STRUCTURES	\$21,608	\$7,770	\$7,770	\$8,213	\$6,770	\$6,770	\$0
5199 - MAINT OF STRUCTURES-MATERIALS	\$20,976	\$25,441	\$24,224	\$16,701	\$28,450	\$25,441	\$0
5263 - ADVERTISING	\$642	\$2,000	\$50	\$42	\$1,000	\$1,000	\$0
5265 - PROFESSIONAL & SPECIAL SERVICE	\$54,094	\$70,500	\$66,531	\$62,770	\$85,649	\$80,279	\$0
5281 - RENTS & LEASES-EQUIPMENT	\$92	\$225	\$225	\$150	\$225	\$225	\$0
5291 - OFFICE, SPACE & SITE RENTAL	\$75,024	\$83,000	\$78,000	\$77,191	\$79,850	\$79,850	\$0
5301 - SMALL TOOLS & INSTRUMENTS	\$1,405	\$2,709	\$2,709	\$1,978	\$2,709	\$2,709	\$0
5311 - GENERAL OPERATING EXPENSE	\$18,627	\$17,183	\$20,000	\$17,577	\$17,183	\$17,183	\$0
5331 - TRAVEL EXPENSE	\$744	\$1,272	\$1,406	\$1,406	\$1,272	\$1,272	\$0
5351 - UTILITIES	\$380,590	\$364,866	\$410,000	\$405,984	\$413,722	\$413,722	\$0
SERVICES & SUPPLIES	\$602,550	\$607,857	\$647,283	\$623,527	\$673,039	\$664,660	\$0
5123 - TECH REFRESH EXPENSE	\$0	\$4,553	\$4,553	\$4,553	\$3,757	\$3,757	\$0
5129 - INTERNAL COPY CHARGES (NON-IS)	\$719	\$807	\$807	\$752	\$602	\$602	\$0
5152 - WORKERS COMPENSATION	\$5,301	\$5,164	\$5,164	\$5,164	\$18,282	\$18,282	\$0
5155 - PUBLIC LIABILITY INSURANCE	\$3,447	\$4,031	\$4,031	\$4,030	\$4,704	\$4,704	\$0
5333 - MOTOR POOL	\$56,385	\$57,724	\$57,724	\$61,587	\$57,724	\$57,724	\$0
INTERNAL CHARGES	\$65,852	\$72,279	\$72,279	\$76,088	\$85,069	\$85,069	\$0
5561 - PRINCIPAL ON NOTES PAYABLE	\$64,901	\$65,577	\$65,577	\$65,577	\$66,899	\$66,235	\$0
DEBT SERVICE PRINCIPAL	\$64,901	\$65,577	\$65,577	\$65,577	\$66,899	\$66,235	\$0
5553 - INTEREST ON NOTES	\$9,198	\$8,524	\$8,524	\$8,523	\$7,866	\$7,866	\$0
DEBT SERVICE INTEREST	\$9,198	\$8,524	\$8,524	\$8,523	\$7,866	\$7,866	\$0
5650 - EQUIPMENT	\$0	\$0	\$8,600	\$0	\$0	\$0	\$0
FIXED ASSETS	\$0	\$0	\$8,600	\$0	\$0	\$0	\$0
TOTAL EXPENSES:	\$1,347,070	\$1,396,487	\$1,444,513	\$1,373,472	\$1,496,277	\$1,485,900	\$0
BUDGET UNIT: 011100 MAINTENANCE-BUILDING & GROUNDS	(\$1,077,184)	(\$1,137,199)	(\$1,175,225)	(\$1,137,880)	(\$1,227,770)	(\$1,233,506)	\$0

SHOSHONE AIRPORT - SPECIAL 150800

DEPARTMENTAL FUNCTIONS

This budget houses funds from the annual grant provided by the California Department of Transportation (Aviation Division). This funding is discretionary and is intended for operations and maintenance at General Aviation Airports. This budget will also house the Acquisition and Development Grant given by the CDA for the Shoshone Airport Runway 15-33 Pavement Crack Repair, Slurry Seal and Markings project once it is awarded.

MAJOR ACCOMPLISHMENTS IN FISCAL YEAR 2016-2017

- Maintained the airport at it's current level, including keeping all navigation aids in serviceable condition and keeping the runway free of weeds and debris
- Applied for the Aquisition and Development Grant from the CDA to improve the condition of the runway and runway markings

GOALS FOR FISCAL YEAR 2017-2018

- Once the grant is awarded, the Department will begin design work for the Runway 15-33 Pavement Crack Repair, Slurry Seal and Markings project, to be completed in FY 2017/2018
- Construction for the Project will likely begin in FY 2017/2018, but may carry over into the next FY

DEPARTMENTAL BUDGET REQUEST FOR FISCAL YEAR 2017-2018

The Department's Fiscal Year 2017-2018 Requested Budget represents an overall increase of \$194,472 in expenditures, and an increase of \$180,245 in revenues, when compared to the Fiscal Year 2016-2017 Board Approved Budget. As a result, the Requested Net County Cost is increased by \$14,227.

The A&D Grant to improve the runway pavement will require a 10% Local Match, which accounts for the increase in Net County Costs.

Personnel Costs increased by \$48 compared to the Fiscal Year 2016-2017 Board Approved Budget, due to satandard increases.

Revenues

4301 (INTEREST FROM TREASURY) increased by \$245: Based on FY 16/17 actuals; **4498** (STATE GRANTS) increased by \$180,000: Anticipation of State Aeronautics Grant.

Personnel

The Department's Requested Budget represents no change in the number of fulltime equivalent (FTE) positions that are supported by this budget.

No changes in FTE's.

Services & Supplies

(There are no changes in this object category from the previous fiscal year.)

Support & Care of Persons

(There are no changes in this object category from the previous fiscal year.)

Fixed Assets

5700 (CONSTRUCTION IN PROGRESS) increased by \$175,000: Shoshone Airport Runway 15-33 Pavement Crack Repair, Slurry Seal and Markings project.

FISCAL YEAR 2017-2018 REDUCTION IMPACTS TO BASE BUDGET

N/A

FISCAL YEAR 2017-2018 STATE/FEDERAL FUNDING SUMMARY

State grant application has been made. If grant is not received project will not be undertaken.

FISCAL YEAR 2017-2018 REGULATORY COMPLIANCE SUMMARY

N/A

MAJOR POLICY CONSIDERATIONS BEING REQUESTED

N/A

COUNTY OF INYO

BUD002A - BUDGET REQUESTS

RUNDATE: 06/30/2017 TODAY'S DATE: 08/18/2017

FOR FISCAL YEARS: 07/01/2015 - 06/30/18

	YTD ACTUALS 06/30/2016	BOARD APPROVED 06/30/2017	WORKING BUDGET 06/30/2017	YTD ACTUALS 06/30/2017	DEPT REQUESTED 06/30/2018	CAO RECOMM 06/30/2018	BOARD APPROVED 06/30/2018
BUDGET UNIT: 150800 SHOSHONE AIRPORT - SPECIAL							
FUND: 1508 SHOSHONE AIRPORT SPEC AVIATION							
REVENUES:							
4301 - INTEREST FROM TREASURY	\$226	\$25	\$100	\$376	\$270	\$270	\$0
REV USE OF MONEY & PROPERTY	\$226	\$25	\$100	\$376	\$270	\$270	\$0
4401 - STATE AID FOR AVIATION	\$10,000	\$10,000	\$10,000	\$10,000	\$10,000	\$10,000	\$0
4498 - STATE GRANTS	\$0	\$0	\$0	\$0	\$180,000	\$180,000	\$0
AID FROM OTHER GOVT AGENCIES	\$10,000	\$10,000	\$10,000	\$10,000	\$190,000	\$190,000	\$0
TOTAL REVENUES:	<u>\$10,226</u>	<u>\$10,025</u>	<u>\$10,100</u>	<u>\$10,376</u>	<u>\$190,270</u>	<u>\$190,270</u>	<u>\$0</u>
EXPENSES:							
5001 - SALARIED EMPLOYEES	\$525	\$531	\$531	\$531	\$537	\$537	\$0
5021 - RETIREMENT & SOCIAL SECURITY	\$41	\$46	\$46	\$42	\$47	\$47	\$0
5022 - PERS RETIREMENT	\$132	\$142	\$142	\$141	\$89	\$89	\$0
5024 - RETIREMENT-UNFUNDED LIAB	\$0	\$0	\$0	\$0	\$92	\$92	\$0
5031 - MEDICAL INSURANCE	\$24	\$5	\$5	\$5	\$7	\$7	\$0
5032 - DISABILITY INSURANCE	\$4	\$5	\$5	\$4	\$5	\$5	\$0
5043 - OTHER BENEFITS	\$63	\$72	\$72	\$72	\$72	\$72	\$0
SALARIES & BENEFITS	\$791	\$801	\$801	\$797	\$849	\$849	\$0
5153 - FIRE & CASUALTY INSURANCE	\$295	\$325	\$295	\$295	\$325	\$325	\$0
5263 - ADVERTISING	\$0	\$0	\$1,000	\$0	\$0	\$0	\$0
5311 - GENERAL OPERATING EXPENSE	\$0	\$301	\$0	\$0	\$301	\$301	\$0
5331 - TRAVEL EXPENSE	\$0	\$0	\$2,500	\$0	\$0	\$0	\$0
5351 - UTILITIES	\$303	\$400	\$400	\$285	\$400	\$400	\$0
SERVICES & SUPPLIES	\$598	\$1,026	\$4,195	\$580	\$1,026	\$1,026	\$0
5124 - EXTERNAL CHARGES	\$4,315	\$8,184	\$10,000	\$1,611	\$25,000	\$25,000	\$0
5152 - WORKERS COMPENSATION	\$8	\$8	\$8	\$8	\$9	\$9	\$0
5155 - PUBLIC LIABILITY INSURANCE	\$6	\$6	\$6	\$6	\$7	\$7	\$0
5315 - COUNTY COST PLAN	\$0	\$0	\$0	\$0	\$2,606	\$2,606	\$0
5333 - MOTOR POOL	\$0	\$0	\$500	\$0	\$0	\$0	\$0
INTERNAL CHARGES	\$4,329	\$8,198	\$10,514	\$1,625	\$27,622	\$27,622	\$0

COUNTY OF INYO

BUD002A - BUDGET REQUESTS

RUNDATE: 06/30/2017 TODAY'S DATE: 08/18/2017

FOR FISCAL YEARS: 07/01/2015 - 06/30/18

	YTD ACTUALS 06/30/2016	BOARD APPROVED 06/30/2017	WORKING BUDGET 06/30/2017	YTD ACTUALS 06/30/2017	DEPT REQUESTED 06/30/2018	CAO RECOMM 06/30/2018	BOARD APPROVED 06/30/2018
5700 - CONSTRUCTION IN PROGRESS	\$0	\$0	\$26,500	\$0	\$175,000	\$175,000	\$0
FIXED ASSETS	\$0	\$0	\$26,500	\$0	\$175,000	\$175,000	\$0
TOTAL EXPENSES:	<u>\$5,720</u>	<u>\$10,025</u>	<u>\$42,010</u>	<u>\$3,003</u>	<u>\$204,497</u>	<u>\$204,497</u>	<u>\$0</u>
BUDGET UNIT: 150800 SHOSHONE AIRPORT - SPECIAL	\$4,506	\$0	(\$31,910)	\$7,372	(\$14,227)	(\$14,227)	\$0

TRANSPORTATION & PLANNING TRST

504605

DEPARTMENTAL FUNCTIONS

The Inyo County Local Transportation Commission (ICLTC) is authorized to act as the lead transportation planning and administrative agency for transportation projects and programs in Inyo County. It is intended that the coordinated efforts of City, County and State level representatives and their technical staff, through the ICLTC, will implement appropriate solutions to address overall County transportation needs.

The primary duties of ICLTC consist of the following: 1) Administration of Transportation Development Act (TDA) funds, 2) Development and implementation of the Inyo County Regional Transportation Plan (RTP), 3) Preparation and implementation of the annual Overall Work Program (OWP), 4) Review and comment on the State Transportation Improvement Program (STIP), 5) Preparation of the Regional Transportation Improvement Program (RTIP), in collaboration with Caltrans, and submitted for adoption by the California Transportation Commission (CTC) and 6) To review and prioritize grant application for various funding programs.

The Executive Director is responsible for the general administration of ICLTC activities. The ICLTC Secretary is appointed by the Executive Director to maintain records, including meeting minutes and project files and to assist staff in preparation and dissemination of public notices, agendas, agenda packets and other official business. Technical Staff: Technical (engineering, legal and planning) staffing services for the ICLTC are provided by Inyo County and the City of Bishop as needed.

The Local Transportation Commission is responsible for administering and coordinating the transportation planning concerns within Inyo County. The LTC coordinates with other local agencies and the public to identify or address concerns with the transportation system. The annual objectives of the LTC are documented in the adopted Overall Work Program which identifies the work elements to be accomplished and the respective contributions in moneys and staff time allocated to complete each work element.

MAJOR ACCOMPLISHMENTS IN FISCAL YEAR 2016-2017

- Completion of Pedestrian transition plan for County & City of Bishop
- Triennial Performance Audits of the LTC & ESAAA
- Update of 1/3 County streets & roads part of Pavement Management Program
- Monitoring of combined-use routes part of Adventure Trails
- Funding of a Stormwater Master Plan completed by City of Bishop

GOALS FOR FISCAL YEAR 2017-2018

- Development of 2018 Regional Transportation Improvement Program (RTIP) for inclusion in STIP
- Revive MOU partnerships with Kern COG & Mono LTC to fund Olancho-Cartago construction
- Development and submittal of Active Transportation Program grant applications for County/City
- Initiate update to Inyo County LTC Regional Transportation Plan
- Update of 1/3 of County/City roads as part of Pavement Management Program

DEPARTMENTAL BUDGET REQUEST FOR FISCAL YEAR 2017-2018

The Department's Fiscal Year 2017-2018 Requested Budget represents an overall decrease of \$128,281 in expenditures, and a decrease of \$209,944 in revenues, when compared to the Fiscal Year 2016-2017 Board Approved Budget. As a result, the Requested Net County Cost is increased by \$81,663.

Revenues will substantially decrease for two reasons. 1) The State has changed the way in which it allocates State Other or PPM funds. Before this year, the PPM funds were allocated up front and the LTC could spend down the balance. Starting this year, the funds are reimbursable. The funds can be carried over for three fiscal years and it is not anticipated that reimbursement will be sought for FY 2017/2018 funds because of remaining unexpended FY 2015/2016 and 2016/2017 PPM funds. 2) The reason for the decrease of \$9,944 results from the amount of Transportation Development Act funds used for the completion of Triennial Performance Audits. The LTC will only complete one performance audit of ESTA, compared to the two audits it completed in FY 2016/2017.

Expenditures have been decreased to more accurately reflect what the actual expenditures will be in FY 2017/2018.

Personnel Costs increased by \$4,182 compared to the Fiscal Year 2016-2017 Board Approved Budget, due to standard increases in salaries.

Revenues

4061 (LOCAL TRANSPORTATION TAX) decreased by \$9,944: Based on the need to only fund one performance audit instead of two; **4499** (STATE OTHER) decreased by \$200,000: The State has changed the way in which it allocates State Other or PPM funds. Before this year, the PPM funds were allocated up front and the LTC could spend down the balance. Starting this year, the funds are reimbursable. The funds can be carried over for three fiscal years and it is not anticipated that reimbursement will be sought for FY 2017/2018 funds because of remaining unexpended FY 2015/2016 (\$130,000) and 2016/2017 (\$200,000) PPM funds.

Personnel

The Department's Requested Budget represents no change in the number of fulltime equivalent (FTE) positions that are supported by this budget.

There are no changes in FTE's.

Services & Supplies

5232 (OFFICE & OTHER EQUIP < \$5,000) increased by \$1,000: based on need for FY 2017/2018; **5265** (PROFESSIONAL & SPECIAL SERVICE) decreased by \$50,622: based on remaining contract balances.

Support & Care of Persons

(There are no changes in this object category from the previous fiscal year.)

Fixed Assets

5650 (EQUIPMENT) increased by \$15,000: Equipment purchases for the ability to monitor road systems and emergency operations where vehicle might not be able to drive to.

FISCAL YEAR 2017-2018 REDUCTION IMPACTS TO BASE BUDGET

When State Other funds earned from 2015/2016 (approximately \$130,000) and 2016/2017 (\$200,000) are included, there will be no impact to the base budget.

FISCAL YEAR 2017-2018 STATE/FEDERAL FUNDING SUMMARY

The TDA Administrative funds are derived from the 1/4% of the County's total sales tax revenue on a monthly basis. The State Subvention of RPA finds are provided on a reimbursable basis from Caltrans. The State Other or PPM finds are programmed as a part of the Statewide Transportation Improvement Program. The PPM funds can cross over three fiscal years. All of the FY 2014/2015 funds have been expended. Approximately \$130,000 of FY 2015/2016 funds are anticipated to be available as well as \$200,000 of FY 2016/2017 funds. In past years, these funds were allocated to the County up front. From now on, the funds will only be paid out on a reimbursable basis.

FISCAL YEAR 2017-2018 REGULATORY COMPLIANCE SUMMARY

The LTC receives an annual Fiscal Compliance Audit for TDA funds. TDA Administrative funds (4061) will be used to complete this task. The ICLTC will also use TDA Administrative funds to complete Triennial Performance Audits of the LTC, ESTA, & ESAAA. The LTC is required to submit a 2018 Regional Transportation Improvement Program to the California Transportation Commission. In addition, the ICLTC is required to approve an Overall Work Program that serves as a scope of work for the State Subvention of RPA funds.

MAJOR POLICY CONSIDERATIONS BEING REQUESTED

None.

COUNTY OF INYO

BUD002A - BUDGET REQUESTS

RUNDATE: 06/30/2017 TODAY'S DATE: 08/18/2017

FOR FISCAL YEARS: 07/01/2015 - 06/30/18

	YTD ACTUALS 06/30/2016	BOARD APPROVED 06/30/2017	WORKING BUDGET 06/30/2017	YTD ACTUALS 06/30/2017	DEPT REQUESTED 06/30/2018	CAO RECOMM 06/30/2018	BOARD APPROVED 06/30/2018
BUDGET UNIT: 504605 TRANSPORTATION & PLANNING TRST							
FUND: 5440 TRANSPORTATION & PLANNING TRST							
REVENUES:							
4061 - LOCAL TRANSPORTATION TAX	\$47,211	\$46,189	\$46,189	\$42,339	\$36,245	\$36,245	\$0
TAXES - SALES	\$47,211	\$46,189	\$46,189	\$42,339	\$36,245	\$36,245	\$0
4301 - INTEREST FROM TREASURY	\$2,091	\$1,300	\$1,300	\$4,936	\$1,300	\$1,300	\$0
REV USE OF MONEY & PROPERTY	\$2,091	\$1,300	\$1,300	\$4,936	\$1,300	\$1,300	\$0
4479 - STATE SUBVENTIONS	\$252,593	\$230,000	\$230,000	\$212,082	\$230,000	\$230,000	\$0
4499 - STATE OTHER	\$200,000	\$200,000	\$200,000	\$200,000	\$0	\$0	\$0
4599 - OTHER AGENCIES	\$0	\$6,517	\$6,517	\$0	\$6,517	\$6,517	\$0
AID FROM OTHER GOVT AGENCIES	\$452,593	\$436,517	\$436,517	\$412,082	\$236,517	\$236,517	\$0
4999 - PRIOR YEARS REIMBURSEMENTS	\$8,913	\$0	\$0	\$0	\$0	\$0	\$0
OTHER REVENUE	\$8,913	\$0	\$0	\$0	\$0	\$0	\$0
TOTAL REVENUES:	\$510,809	\$484,006	\$484,006	\$459,358	\$274,062	\$274,062	\$0
EXPENSES:							
5001 - SALARIED EMPLOYEES	\$144,351	\$145,100	\$145,100	\$144,809	\$146,753	\$146,753	\$0
5021 - RETIREMENT & SOCIAL SECURITY	\$10,556	\$10,968	\$10,418	\$10,610	\$11,079	\$11,079	\$0
5022 - PERS RETIREMENT	\$36,622	\$38,788	\$38,788	\$38,606	\$24,556	\$24,556	\$0
5024 - RETIREMENT-UNFUNDED LIAB	\$0	\$0	\$0	\$0	\$17,853	\$17,853	\$0
5025 - RETIREE HEALTH BENEFITS	\$4,235	\$4,602	\$4,602	\$4,126	\$4,367	\$4,367	\$0
5031 - MEDICAL INSURANCE	\$24,204	\$26,906	\$26,906	\$25,679	\$26,009	\$26,009	\$0
5032 - DISABILITY INSURANCE	\$1,104	\$1,402	\$1,402	\$1,215	\$1,408	\$1,408	\$0
5042 - SICK LEAVE BUY OUT	\$1,517	\$1,517	\$1,517	\$1,517	\$0	\$0	\$0
5043 - OTHER BENEFITS	\$0	\$0	\$550	\$564	\$1,440	\$1,440	\$0
SALARIES & BENEFITS	\$222,592	\$229,283	\$229,283	\$227,131	\$233,465	\$233,465	\$0
5232 - OFFICE & OTHER EQUIP < \$5,000	\$1,677	\$2,700	\$2,700	\$2,311	\$3,700	\$3,700	\$0
5263 - ADVERTISING	\$718	\$1,200	\$1,200	\$155	\$1,200	\$1,200	\$0
5265 - PROFESSIONAL & SPECIAL SERVICE	\$119,454	\$189,954	\$244,466	\$61,776	\$139,332	\$139,332	\$0
5311 - GENERAL OPERATING EXPENSE	\$2,378	\$2,980	\$2,980	\$2,453	\$2,980	\$2,980	\$0
5331 - TRAVEL EXPENSE	\$1,169	\$4,060	\$8,000	\$7,512	\$4,060	\$4,060	\$0

COUNTY OF INYO

BUD002A - BUDGET REQUESTS

RUNDATE: 06/30/2017 TODAY'S DATE: 08/18/2017

FOR FISCAL YEARS: 07/01/2015 - 06/30/18

	YTD ACTUALS 06/30/2016	BOARD APPROVED 06/30/2017	WORKING BUDGET 06/30/2017	YTD ACTUALS 06/30/2017	DEPT REQUESTED 06/30/2018	CAO RECOMM 06/30/2018	BOARD APPROVED 06/30/2018
SERVICES & SUPPLIES	\$125,398	\$200,894	\$259,346	\$74,209	\$151,272	\$151,272	\$0
5123 - TECH REFRESH EXPENSE	\$0	\$566	\$566	\$566	\$1,878	\$1,878	\$0
5124 - EXTERNAL CHARGES	\$48,695	\$67,000	\$67,000	\$16,808	\$37,281	\$37,281	\$0
5129 - INTERNAL COPY CHARGES (NON-IS)	\$1,518	\$1,578	\$1,578	\$992	\$624	\$624	\$0
5152 - WORKERS COMPENSATION	\$2,297	\$2,074	\$2,074	\$2,074	\$2,452	\$2,452	\$0
5155 - PUBLIC LIABILITY INSURANCE	\$1,514	\$1,619	\$1,619	\$1,618	\$1,799	\$1,799	\$0
5315 - COUNTY COST PLAN	\$14,991	\$10,679	\$10,679	\$10,679	\$18,671	\$18,671	\$0
5333 - MOTOR POOL	\$0	\$1,620	\$1,620	\$0	\$1,620	\$1,620	\$0
INTERNAL CHARGES	\$69,015	\$85,136	\$85,136	\$32,738	\$64,325	\$64,325	\$0
5539 - OTHER AGENCY CONTRIBUTIONS	\$8,100	\$87,030	\$87,030	\$68,088	\$10,000	\$10,000	\$0
OTHER CHARGES	\$8,100	\$87,030	\$87,030	\$68,088	\$10,000	\$10,000	\$0
5650 - EQUIPMENT	\$0	\$0	\$5,020	\$0	\$15,000	\$15,000	\$0
FIXED ASSETS	\$0	\$0	\$5,020	\$0	\$15,000	\$15,000	\$0
TOTAL EXPENSES:	\$425,106	\$602,343	\$665,815	\$402,167	\$474,062	\$474,062	\$0
BUDGET UNIT: 504605 TRANSPORTATION & PLANNING TRST	\$85,703	(\$118,337)	(\$181,809)	\$57,191	(\$200,000)	(\$200,000)	\$0

ASSESSOR

010600

DEPARTMENTAL FUNCTIONS

The Assessor's office discovers, inventories, and values (appraises) all real and personal property within the County of Inyo. The Assessor uses this information each year to produce the secured, unsecured and supplemental rolls, which are forwarded to the Auditor-Controller annually. Throughout the year the Assessor works closely with taxpayers to file exemption/exclusion applications when it is determined they meet the requirements set forth in the Revenue & Taxation Code. Additionally, this office creates and maintains assessment maps for all real property, as well as tracks and updates property ownership for all property in Inyo County.

MAJOR ACCOMPLISHMENTS IN FISCAL YEAR 2016-2017

- Corrected the method of valuation for assessable manufactured homes in parks.
- Established a plan to digitize and catalogue historical assessment records.

GOALS FOR FISCAL YEAR 2017-2018

- Increase efforts to educate public about the purpose and process of the property tax system and their responsibility as a property owner.
- Retain the services of an outside firm to assess the staffing level and the adequacy of internal controls in the Assessor's office.
- Digitize historical assessment records.

DEPARTMENTAL BUDGET REQUEST FOR FISCAL YEAR 2017-2018

The Department's Fiscal Year 2017-2018 Requested Budget represents an overall increase of \$71,443 in expenditures, and a decrease of \$8,650 in revenues, when compared to the Fiscal Year 2016-2017 Board Approved Budget. As a result, the Requested Net County Cost is increased by \$80,093.

Personnel Costs increased by \$59,191 compared to the Fiscal Year 2016-2017 Board Approved Budget, due to our request to delete the B-Par Office Technician position and add one full-time Auditor-Appraiser I position at salary range 70. The Administrative Analyst II will receive longevity pay in June. The Cadastral Technician I, will have a step increase in November from 61B to 61C, and adjusting the salary range for the budgeted Auditor-Appraiser position from range 78 to 72.

Revenues

4998 (OPERATING TRANSFERS IN) decreased by \$3,900: represents a loss of geothermal royalty income; **4922** (SALES OF COPIES) increased by \$200: reported 2016-2017 revenue in object code 4959; **4924** (SALES OF MAILING LISTS) increased by \$50: reported 2016-2017 revenue in object code 4959; **4959** (MISCELLANEOUS REVENUE) decreased by \$5,000: miscellaneous revenue received in the 2016-2017 year was a one-time collection from the Treasurer-Tax Collector's tax sale.

Personnel

The Department's Requested Budget represents an increase in the number of fulltime equivalent (FTE) positions that are supported by this budget.

We are requesting to:

1. Delete the B-PAR Office Technician position
2. Add a full-time Auditor-Appraiser I position.

Services & Supplies

5232 (OFFICE & OTHER EQUIP < \$5,000) decreased by \$4,500: due to the purchase of new office furniture in 2016-2017 budget; **5265** (PROFESSIONAL & SPECIAL SERVICE) increased by \$7,500: we are eliminating the consulting arrangement with Harold Bertholf and adding a one time contract for an Assessor's Office Assessment Consultant; **5311** (GENERAL OPERATING EXPENSE) increased by \$1,500: result of an increase in various required subscription/registration costs as well as increased costs of supplies.

Support & Care of Persons

(There are no changes in this object category from the previous fiscal year.)

Fixed Assets

(There are no changes in this object category from the previous fiscal year.)

FISCAL YEAR 2017-2018 REDUCTION IMPACTS TO BASE BUDGET

The Assessor's office is unable to meet the budget parameter guidelines of no increase to county cost. The necessity to adequately staff the office has made the guideline unattainable.

FISCAL YEAR 2017-2018 STATE/FEDERAL FUNDING SUMMARY

N/A

FISCAL YEAR 2017-2018 REGULATORY COMPLIANCE SUMMARY

N/A

MAJOR POLICY CONSIDERATIONS BEING REQUESTED

None at this time.

COUNTY OF INYO

BUD002A - BUDGET REQUESTS

RUNDATE: 06/30/2017 TODAY'S DATE: 08/18/2017

FOR FISCAL YEARS: 07/01/2015 - 06/30/18

	YTD ACTUALS 06/30/2016	BOARD APPROVED 06/30/2017	WORKING BUDGET 06/30/2017	YTD ACTUALS 06/30/2017	DEPT REQUESTED 06/30/2018	CAO RECOMM 06/30/2018	BOARD APPROVED 06/30/2018
BUDGET UNIT: 010600 ASSESSOR							
FUND: 0001 GENERAL FUND							
REVENUES:							
4998 - OPERATING TRANSFERS IN	\$51,613	\$3,900	\$3,900	\$3,900	\$0	\$68,900	\$0
OTHER FINANCING SOURCES	\$51,613	\$3,900	\$3,900	\$3,900	\$0	\$68,900	\$0
4922 - SALES OF COPIES	\$234	\$0	\$90	\$741	\$200	\$200	\$0
4924 - SALES OF MAILING LISTS	\$133	\$0	\$40	\$40	\$50	\$50	\$0
4959 - MISCELLANEOUS REVENUE	\$4,078	\$9,000	\$8,870	\$7,820	\$4,000	\$4,000	\$0
OTHER REVENUE	\$4,445	\$9,000	\$9,000	\$8,602	\$4,250	\$4,250	\$0
TOTAL REVENUES:	\$56,058	\$12,900	\$12,900	\$12,502	\$4,250	\$73,150	\$0
EXPENSES:							
5001 - SALARIED EMPLOYEES	\$452,182	\$483,071	\$465,476	\$438,352	\$527,846	\$474,408	\$0
5003 - OVERTIME	\$938	\$10,000	\$10,000	\$5,433	\$10,000	\$10,000	\$0
5005 - HOLIDAY OVERTIME	\$10	\$0	\$94	\$93	\$0	\$0	\$0
5012 - PART TIME EMPLOYEES	\$17,808	\$9,267	\$26,767	\$20,867	\$0	\$28,859	\$0
5021 - RETIREMENT & SOCIAL SECURITY	\$36,614	\$40,918	\$40,918	\$36,648	\$41,621	\$39,741	\$0
5022 - PERS RETIREMENT	\$101,613	\$111,803	\$111,803	\$99,536	\$63,251	\$58,550	\$0
5024 - RETIREMENT-UNFUNDED LIAB	\$0	\$0	\$0	\$0	\$64,088	\$64,088	\$0
5031 - MEDICAL INSURANCE	\$56,414	\$80,008	\$76,408	\$48,026	\$88,572	\$69,092	\$0
5032 - DISABILITY INSURANCE	\$3,072	\$4,060	\$4,060	\$3,145	\$4,207	\$3,962	\$0
5042 - SICK LEAVE BUY OUT	\$1,546	\$5,441	\$3,546	\$3,545	\$2,227	\$2,227	\$0
5043 - OTHER BENEFITS	\$14,644	\$12,047	\$17,543	\$17,149	\$13,994	\$13,994	\$0
SALARIES & BENEFITS	\$684,845	\$756,615	\$756,615	\$672,798	\$815,806	\$764,921	\$0
5232 - OFFICE & OTHER EQUIP < \$5,000	\$922	\$9,500	\$8,232	\$7,740	\$5,000	\$3,000	\$0
5265 - PROFESSIONAL & SPECIAL SERVICE	\$98,051	\$12,500	\$11,768	\$0	\$20,000	\$0	\$0
5311 - GENERAL OPERATING EXPENSE	\$12,193	\$8,500	\$10,500	\$10,609	\$10,000	\$8,500	\$0
5331 - TRAVEL EXPENSE	\$6,637	\$6,500	\$5,000	\$3,390	\$6,500	\$6,500	\$0
SERVICES & SUPPLIES	\$117,804	\$37,000	\$35,500	\$21,739	\$41,500	\$18,000	\$0
5123 - TECH REFRESH EXPENSE	\$5,088	\$5,660	\$5,660	\$5,660	\$9,934	\$9,934	\$0
5128 - INTERNAL SHREDDING CHARGES	\$382	\$345	\$345	\$345	\$360	\$360	\$0
5129 - INTERNAL COPY CHARGES (NON-IS)	\$621	\$772	\$772	\$589	\$493	\$493	\$0

COUNTY OF INYO

BUD002A - BUDGET REQUESTS

RUNDATE: 06/30/2017 TODAY'S DATE: 08/18/2017

FOR FISCAL YEARS: 07/01/2015 - 06/30/18

	YTD ACTUALS 06/30/2016	BOARD APPROVED 06/30/2017	WORKING BUDGET 06/30/2017	YTD ACTUALS 06/30/2017	DEPT REQUESTED 06/30/2018	CAO RECOMM 06/30/2018	BOARD APPROVED 06/30/2018
5152 - WORKERS COMPENSATION	\$7,482	\$6,675	\$6,675	\$6,675	\$8,016	\$8,016	\$0
5155 - PUBLIC LIABILITY INSURANCE	\$4,932	\$5,211	\$5,211	\$5,211	\$5,809	\$5,809	\$0
5333 - MOTOR POOL	\$4,427	\$5,000	\$6,500	\$4,510	\$6,803	\$6,803	\$0
INTERNAL CHARGES	\$22,935	\$23,663	\$25,163	\$22,991	\$31,415	\$31,415	\$0
5901 - CONTINGENCIES	\$0	\$0	\$0	\$0	\$0	\$126,838	\$0
RESERVES	\$0	\$0	\$0	\$0	\$0	\$126,838	\$0
TOTAL EXPENSES:	<u>\$825,585</u>	<u>\$817,278</u>	<u>\$817,278</u>	<u>\$717,529</u>	<u>\$888,721</u>	<u>\$941,174</u>	<u>\$0</u>
BUDGET UNIT: 010600 ASSESSOR	(\$769,526)	(\$804,378)	(\$804,378)	(\$705,027)	(\$884,471)	(\$868,024)	\$0

AGRICULTURAL COMM / SEALER

023300

DEPARTMENTAL FUNCTIONS

The Inyo and Mono Counties Agricultural Commissioner's Office promotes and protects the local agriculture industry, protects the environment, protects human health, and promotes equity and confidence in the marketplace. Core programs include Pest Exclusion, Pest Detection, Pest Management and Eradication, Pesticide Use Enforcement, Fruit and Vegetable Quality Control, Organic Food Certification and Enforcement, Egg Quality Control, Direct Marketing (Farmer's Market) Enforcement, Nursery Inspection, Seed Inspection, Apiary Inspection, Crop Statistics, Sustainable Agriculture, and all Weights & Measures Enforcement and Inspections.

Additionally, this department administers the Eastern Sierra Weed management Area and Owens Valley Mosquito Abatement Program.

MAJOR ACCOMPLISHMENTS IN FISCAL YEAR 2016-2017

- The Agriculture Industry Economic Study is on track for publication in FY 16/17, which will provide in-depth information on our local and regional economic activity attributable to agricultural producers.
- Staff began testing LPG meters with county-owned equipment, saving county expenses previously paid to the State of California for inspection contracts.
- Two training programs were conducted in Inyo and Mono Counties, providing continuing education opportunities to 150 pesticide applicator license holders in our region.

GOALS FOR FISCAL YEAR 2017-2018

- Provide excellent service to the citizens in Inyo and Mono Counties.
- Respond quickly and effectively to issues and/or complaints.
- Maintain our 100% rate of inspection for all weighing and measuring devices within Inyo and Mono Counties.
- Assist the counties in providing information and support to reach decisions regarding cannabis cultivation.
- Continue to migrate forms to electronic online availability to better serve citizens and local businesses.

DEPARTMENTAL BUDGET REQUEST FOR FISCAL YEAR 2017-2018

The Department's Fiscal Year 2017-2018 Requested Budget represents an overall decrease of \$20,316 in expenditures, and a decrease of \$56,190 in revenues, when compared to the Fiscal Year 2016-2017 Board Approved Budget. As a result, the Requested Net County Cost is increased by \$35,874.

Due to the arrangement with Mono County that calculates reimbursement to Inyo County in arrears, revenue from Mono County into FY 17/18 is significantly less due to a lack of billable personnel costs arising from the vacancy of the Supervising Agricultural Biologist position. This position is now filled, and revenues from the billing to Mono County should return to normal next fiscal year.

Personnel Costs increased by \$42,177 compared to the Fiscal Year 2016-2017 Board Approved Budget, due to anticipated staff step increases and unfunded retirement liability costs.

Revenues

4135 (FEES FOR CONTINUING EDUCATION) decreased by \$2,800: This revenue was removed in anticipation of a CDPR sponsorship of our Pesticide Safety Seminars in FY 17/18. Revenue from the sponsorship is included in revenue object code 4663; **4180** (DEVICE REGISTRATION FEE) decreased by \$2,000: This object code was reduced to better estimate revenue based on FY 16/17 actuals; **4499** (STATE OTHER) increased by \$974: This increase results from a one time contract amount change that will reimburse the county for costs associated with moving to tablet-based insect trapping; **4561** (AID FROM MONO COUNTY) decreased by \$55,500: Revenues represent billing for the previous fiscal year. During FY 16/17, one full-time position was vacant and so there were no billable hours or associated expenses; **4663** (PEST MILL REFUND) increased by \$4,500: This increase represents anticipated revenues from CDPR to sponsor our annual Pesticide Safety Seminar; **4664** (NURSERY) decreased by \$1,360: The contract associated with this revenue was decreased by CDFA for FY 17/18 due to fewer staff hours expended on nursery activities. Hours were reduced due to staff vacancy; **4821** (INTRA COUNTY CHARGES) decreased by \$4: This object code was adjusted based on 16/17 actuals.

Personnel

The Department's Requested Budget represents no change in the number of fulltime equivalent (FTE) positions that are supported by this budget.

There are no changes in FTE's for 17/18. Two positions have potential for step increases, and those are included in the 17/18 projections.

Services & Supplies

5112 (PERSONAL & SAFETY EQUIPMENT) increased by \$100: Specialized equipment is needed to perform LPG meter testing; **5122** (CELL PHONES) decreased by \$80: This object code was adjusted based on 16/17 actuals; **5232** (OFFICE & OTHER EQUIP < \$5,000) increased by \$2,774: This increase is needed to replace one computer, one printer, software updates required by conversion to Windows 10, and the cost of one iPad, to be reimbursed by CDFA through a contract increase as noted in revenue object code 4499; **5260** (HEALTH - EMPLOYEE PHYSICALS) decreased by \$500: No employee physicals anticipated in FY 17/18; **5263** (ADVERTISING) decreased by \$640: No advertising expenses anticipated in FY 17/18; **5265** (PROFESSIONAL & SPECIAL SERVICE) decreased by \$45,215: This object code was increased in FY 16/17 to fund the Ag Economic Study. FY 17/18 estimates remove this expense; **5291** (OFFICE, SPACE & SITE RENTAL) decreased by \$35: This object code was decreased based on FY 16/17 actuals; **5311** (GENERAL OPERATING EXPENSE) decreased by \$61: This object code was decreased based on FY 16/17 actuals; **5351** (UTILITIES) increased by \$376: This object code was revised to more accurately reflect FY 16/17 actuals.

Support & Care of Persons

(There are no changes in this object category from the previous fiscal year.)

Fixed Assets

(There are no changes in this object category from the previous fiscal year.)

FISCAL YEAR 2017-2018 REDUCTION IMPACTS TO BASE BUDGET

Decreases in revenue, specifically from the Aid from Mono County object code 4561, increased the net county cost of this budget in FY 17/18. Reducing expenditures to align costs with this loss of revenue is untenable without severely affecting department functions. This increase to the general fund is temporary as billable personnel hours will increase in FY 17/18 if this budget is approved, returning revenues from 4561 to normal. It should be noted that, since Inyo bills Mono in arrears, Inyo was reimbursed at full cost by Mono in FY 16/17 when actual costs were lower due to the vacancy, which lowered Inyo's overall contribution in FY 16/17.

FISCAL YEAR 2017-2018 STATE/FEDERAL FUNDING SUMMARY

This department is funded by numerous state contracts and reimbursements. None of these funding sources are expected to be threatened in FY 17/18.

FISCAL YEAR 2017-2018 REGULATORY COMPLIANCE SUMMARY

N/A

MAJOR POLICY CONSIDERATIONS BEING REQUESTED

N/A

COUNTY OF INYO

BUD002A - BUDGET REQUESTS

RUNDATE: 06/30/2017 TODAY'S DATE: 08/18/2017

FOR FISCAL YEARS: 07/01/2015 - 06/30/18

	YTD ACTUALS 06/30/2016	BOARD APPROVED 06/30/2017	WORKING BUDGET 06/30/2017	YTD ACTUALS 06/30/2017	DEPT REQUESTED 06/30/2018	CAO RECOMM 06/30/2018	BOARD APPROVED 06/30/2018
BUDGET UNIT: 023300 AGRICULTURAL COMM / SEALER							
FUND: 0001 GENERAL FUND							
REVENUES:							
4135 - FEES FOR CONTINUING EDUCATION	\$2,898	\$2,800	\$2,772	\$2,772	\$0	\$0	\$0
4175 - PERMITS TO OPERATE	\$2,005	\$1,000	\$775	\$1,065	\$1,000	\$1,000	\$0
4180 - DEVICE REGISTRATION FEE	\$66,506	\$68,500	\$68,500	\$72,540	\$66,500	\$66,500	\$0
4186 - DEVICE REPAIRMAN LICENSE	\$304	\$100	\$482	\$481	\$100	\$100	\$0
LICENSES & PERMITS	\$71,713	\$72,400	\$72,529	\$76,859	\$67,600	\$67,600	\$0
4463 - UNREFUNDED GAS TAX	\$72,364	\$85,000	\$82,601	\$83,509	\$85,000	\$85,000	\$0
4499 - STATE OTHER	\$10,256	\$7,854	\$7,673	\$8,953	\$8,828	\$8,828	\$0
4561 - AID FROM MONO COUNTY	\$217,480	\$215,500	\$223,493	\$223,493	\$160,000	\$160,000	\$0
AID FROM OTHER GOVT AGENCIES	\$300,101	\$308,354	\$313,767	\$315,956	\$253,828	\$253,828	\$0
4661 - PESTICIDE USE ENFORCEMENT	\$0	\$0	\$0	\$3,000	\$0	\$0	\$0
4663 - PEST MILL REFUND	\$76,000	\$76,000	\$76,000	\$76,000	\$80,500	\$80,500	\$0
4664 - NURSERY	\$12	\$2,124	\$785	\$0	\$764	\$764	\$0
4665 - PETROLEUM PRODUCT INSPECTION	\$2,655	\$3,705	\$3,330	\$2,355	\$3,705	\$3,705	\$0
4666 - RODENT CONTROL	\$180	\$1,500	\$300	\$390	\$1,500	\$1,500	\$0
4667 - NON COMMERCIAL CERTIFICATIONS	\$200	\$100	\$100	\$0	\$100	\$100	\$0
4821 - INTRA COUNTY CHARGES	\$0	\$1,425	\$1,425	\$0	\$1,421	\$1,421	\$0
CHARGES FOR CURRENT SERVICES	\$79,047	\$84,854	\$81,940	\$81,745	\$87,990	\$87,990	\$0
TOTAL REVENUES:	\$450,861	\$465,608	\$468,236	\$474,561	\$409,418	\$409,418	\$0
EXPENSES:							
5001 - SALARIED EMPLOYEES	\$228,492	\$245,722	\$245,721	\$213,062	\$262,569	\$262,942	\$0
5003 - OVERTIME	\$0	\$0	\$0	\$0	\$0	\$500	\$0
5021 - RETIREMENT & SOCIAL SECURITY	\$17,119	\$18,937	\$18,937	\$15,691	\$20,893	\$20,921	\$0
5022 - PERS RETIREMENT	\$57,995	\$60,742	\$60,742	\$56,737	\$43,930	\$43,993	\$0
5024 - RETIREMENT-UNFUNDED LIAB	\$0	\$0	\$0	\$0	\$34,150	\$34,150	\$0
5025 - RETIREE HEALTH BENEFITS	\$0	\$0	\$0	\$0	\$12,716	\$12,716	\$0
5031 - MEDICAL INSURANCE	\$45,443	\$62,619	\$59,619	\$46,041	\$47,372	\$47,372	\$0
5032 - DISABILITY INSURANCE	\$1,842	\$2,456	\$2,456	\$1,803	\$2,658	\$2,663	\$0
5034 - EDUCATION REIMBURSEMENT	\$350	\$350	\$350	\$0	\$0	\$0	\$0
5042 - SICK LEAVE BUY OUT	\$1,758	\$1,823	\$666	\$665	\$3,338	\$3,338	\$0

COUNTY OF INYO

BUD002A - BUDGET REQUESTS

RUNDATE: 06/30/2017 TODAY'S DATE: 08/18/2017

FOR FISCAL YEARS: 07/01/2015 - 06/30/18

	YTD ACTUALS 06/30/2016	BOARD APPROVED 06/30/2017	WORKING BUDGET 06/30/2017	YTD ACTUALS 06/30/2017	DEPT REQUESTED 06/30/2018	CAO RECOMM 06/30/2018	BOARD APPROVED 06/30/2018
5043 - OTHER BENEFITS	\$4,100	\$0	\$3,654	\$2,763	\$7,200	\$7,200	\$0
SALARIES & BENEFITS	\$357,103	\$392,649	\$392,145	\$336,764	\$434,826	\$435,795	\$0
5112 - PERSONAL & SAFETY EQUIPMENT	\$195	\$300	\$300	\$0	\$400	\$400	\$0
5122 - CELL PHONES	\$743	\$800	\$800	\$757	\$720	\$1,720	\$0
5171 - MAINTENANCE OF EQUIPMENT	\$0	\$250	\$250	\$145	\$250	\$250	\$0
5173 - MAINTENANCE OF EQUIPMENT-MATER	\$693	\$250	\$200	\$0	\$250	\$250	\$0
5211 - MEMBERSHIPS	\$0	\$2,525	\$2,575	\$2,575	\$2,525	\$2,525	\$0
5232 - OFFICE & OTHER EQUIP < \$5,000	\$350	\$500	\$2,000	\$2,000	\$3,274	\$1,400	\$0
5260 - HEALTH - EMPLOYEE PHYSICALS	\$82	\$1,000	\$0	\$0	\$500	\$500	\$0
5263 - ADVERTISING	\$634	\$640	\$85	\$170	\$0	\$0	\$0
5265 - PROFESSIONAL & SPECIAL SERVICE	\$3,352	\$50,370	\$50,370	\$49,875	\$5,155	\$5,155	\$0
5291 - OFFICE, SPACE & SITE RENTAL	\$366	\$720	\$691	\$718	\$685	\$685	\$0
5301 - SMALL TOOLS & INSTRUMENTS	\$493	\$200	\$200	\$294	\$200	\$200	\$0
5311 - GENERAL OPERATING EXPENSE	\$14,584	\$8,221	\$7,021	\$6,783	\$8,160	\$8,160	\$0
5331 - TRAVEL EXPENSE	\$4,624	\$6,000	\$6,000	\$5,119	\$6,000	\$6,000	\$0
5351 - UTILITIES	\$3,590	\$3,480	\$4,080	\$3,704	\$3,856	\$3,856	\$0
SERVICES & SUPPLIES	\$29,710	\$75,256	\$74,572	\$72,142	\$31,975	\$31,101	\$0
5121 - INTERNAL CHARGES	\$0	\$0	\$0	\$0	\$0	\$30,300	\$0
5123 - TECH REFRESH EXPENSE	\$1,374	\$2,264	\$2,264	\$2,264	\$4,237	\$4,237	\$0
5124 - EXTERNAL CHARGES	\$4,810	\$5,700	\$6,300	\$5,135	\$6,935	\$6,935	\$0
5128 - INTERNAL SHREDDING CHARGES	\$160	\$144	\$144	\$144	\$150	\$150	\$0
5129 - INTERNAL COPY CHARGES (NON-IS)	\$668	\$835	\$835	\$681	\$449	\$449	\$0
5152 - WORKERS COMPENSATION	\$4,524	\$3,324	\$3,324	\$3,324	\$3,525	\$3,525	\$0
5155 - PUBLIC LIABILITY INSURANCE	\$2,922	\$2,541	\$2,541	\$2,541	\$2,524	\$2,524	\$0
5315 - COUNTY COST PLAN	\$53,703	\$74,689	\$74,689	\$74,689	\$57,715	\$57,715	\$0
5333 - MOTOR POOL	\$21,874	\$18,500	\$18,500	\$21,905	\$13,250	\$13,250	\$0
INTERNAL CHARGES	\$90,038	\$107,997	\$108,597	\$110,684	\$88,785	\$119,085	\$0
5650 - EQUIPMENT	\$85,006	\$0	\$0	\$0	\$0	\$0	\$0
FIXED ASSETS	\$85,006	\$0	\$0	\$0	\$0	\$0	\$0
TOTAL EXPENSES:	\$561,858	\$575,902	\$575,314	\$519,591	\$555,586	\$585,981	\$0
BUDGET UNIT: 023300 AGRICULTURAL COMM / SEALER	(\$110,997)	(\$110,294)	(\$107,078)	(\$45,030)	(\$146,168)	(\$176,563)	\$0

ES WEED MANAGEMENT GRANT 621300

DEPARTMENTAL FUNCTIONS

The Eastern Sierra Weed Management Area's (ESWMA) function is to control, and where possible, eradicate non-native invasive weed species within Inyo and Mono Counties. Activities include detection and eradication or control of rated pest infestations introduced into Inyo and Mono Counties. Management and eradication efforts include treatment, mechanical and biological control measures. GPS technology is used for data acquisition and inclusion into a GIS program for program evaluation and planning. Public outreach is also conducted by ESWMA including information dissemination via public forums, informational displays, publication of outreach material with the public, other county departments, and other agencies. The ESWMA is composed of the Inyo/Mono Counties Agricultural Commissioner's Office and fourteen other agencies. This program is funded through grants and agreements with other agencies and groups.

MAJOR ACCOMPLISHMENTS IN FISCAL YEAR 2016-2017

- Work commenced on a Wildlife Conservation Board funded project to protect a large stretch of the Middle Owens River from invasion by Perennial pepperweed, which will also help to protect downstream wildlife habitat and native plants.
- Work continued on the Lower Owens River Project area where 5 new Perennial pepperweed sites were discovered, but 19 existing sites had no growth.

GOALS FOR FISCAL YEAR 2017-2018

- Continue to ensure program viability by aggressively pursuing funding opportunities through grant applications, outside agreements, legislation, and other contracts.
- Continue to improve GIS database through both data collection within our program as well as integration of data from other agencies, groups, and the public.
- Continue public outreach activities and coordination with other agencies.

DEPARTMENTAL BUDGET REQUEST FOR FISCAL YEAR 2017-2018

The Department's Fiscal Year 2017-2018 Requested Budget represents an overall increase of \$13,855 in expenditures, and an increase of \$15,588 in revenues, when compared to the Fiscal Year 2016-2017 Board Approved Budget. As a result, the Requested Net County Cost is decreased by \$1,733.

Personnel Costs increased by \$21,921 compared to the Fiscal Year 2016-2017 Board Approved Budget, due to increases in unfunded retirement liability and other costs such as health care. Total employee salary costs decreased from FY 16/17 to FY 17/18.

Revenues

4301 (INTEREST FROM TREASURY) decreased by \$100: This object code was decreased to reflect a more accurate estimate based on FY 16/17 actuals; **4499** (STATE OTHER) increased by \$11,100: Revenues from two grants are expected to increase slightly in FY 17/18; **4561** (AID FROM MONO COUNTY) increased by \$5,088: County cost plan charges began in FY 16/17. This program bills Mono County for half of those costs in arrears. FY 17/18 is the first budget to reflect this change;

4819 (SERVICES & FEES) decreased by \$500: This object code was decreased to reflect a more accurate estimate based on FY 16/17 actuals.

Personnel

The Department's Requested Budget represents no change in the number of fulltime equivalent (FTE) positions that are supported by this budget.

Some reorganization of personnel is proposed in this budget, but changes will not change FTE levels. See "Major Policy Considerations" section below for details.

Services & Supplies

5112 (PERSONAL & SAFETY EQUIPMENT) decreased by \$200: This object code was decreased to reflect a more accurate estimate based on FY 16/17 actuals; **5122** (CELL PHONES) decreased by \$12: This object code was decreased to reflect a more accurate estimate based on FY 16/17 actuals; **5154** (UNEMPLOYMENT INSURANCE) decreased by \$11,500: The FY 16/17 budget reflected an estimate based on 5 seasonal employees potentially claiming unemployment, which was used from a prior year. This object code was decreased to reflect a more accurate estimate based on FY 16/17 actuals; **5171** (MAINTENANCE OF EQUIPMENT) increased by \$300: This object code was increased to reflect a more accurate estimate based on FY 16/17 actuals; **5173** (MAINTENANCE OF EQUIPMENT-MATER) increased by \$800: This object code was increased to reflect a more accurate estimate based on FY 16/17 actuals; **5211** (MEMBERSHIPS) increased by \$100: Cost of two memberships to the California Invasive Plant Council; **5232** (OFFICE & OTHER EQUIP < \$5,000) increased by \$2,000: This object code increased to cover costs associated with the repair of a large format plotter to produce maps. Costs will be shared with OVMAP; **5265** (PROFESSIONAL & SPECIAL SERVICE) increased by \$500: Laundry services costs increased during FY 16/17. This object code was increased to reflect a more accurate estimate based on FY 16/17 actuals; **5291** (OFFICE, SPACE & SITE RENTAL) decreased by \$60: This object code was decreased to reflect a more accurate estimate based on FY 16/17 actuals; **5311** (GENERAL OPERATING EXPENSE) increased by \$3,000: A herbicide order is anticipated in FY 17/18, which increased this expense; **5331** (TRAVEL EXPENSE) increased by \$1,450: The BA FY 16/17 budget removed expenses related to an annual trip to northern Mono County to perform invasive plant management work. This trip is expected to occur in FY 17/18, and so this expense has been included again; **5351** (UTILITIES) decreased by \$60: This object code was decreased to reflect a more accurate estimate based on FY 16/17 actuals.

Support & Care of Persons

(There are no changes in this object category from the previous fiscal year.)

Fixed Assets

(There are no changes in this object category from the previous fiscal year.)

FISCAL YEAR 2017-2018 REDUCTION IMPACTS TO BASE BUDGET

Due to the fluid and unpredictable nature of this non-general fund program being grant and agreement funded, it is difficult to not rely on any general fund assistance. Since all expenses need to be documented accurately for reimbursement and very little room exists for administrative costs, there are times when cash flow issues threaten this program's viability and general fund assistance is required to bridge lean times. Despite these challenges, this program continues to operate within its means due to tremendous fiscal responsibility.

FISCAL YEAR 2017-2018 STATE/FEDERAL FUNDING SUMMARY

This budget relies on \$190,000 from the Wildlife Conservation Board and \$7,500 from the California Department of Food and Agriculture.

FISCAL YEAR 2017-2018 REGULATORY COMPLIANCE SUMMARY

N/A

MAJOR POLICY CONSIDERATIONS BEING REQUESTED

This budget includes the following organizational changes:

- The former Manager position will be removed and filled with a Project Coordinator position shared with OVMAP.
- A Field Technician position will be added and shared with OVMAP.
- The Field Technician III position will be reclassified to a Field Operations Supervisor.

These changes allow the program to expand recruitment possibilities to fulfill the functions previously undertaken by the Manager position. The Project Coordinator position will be responsible for the reporting, budgeting, purchasing, grant administration and other functions outside of the supervision of employees and field operations. Reclassifying the current Field Technician III to a Field Operations Supervisor will allow this employee to provide lead supervision of all field activities. Adding the split Field Technician position will provide support to the Field Operations Supervisor as well as provide some measure of succession training which is currently absent.

COUNTY OF INYO

BUD002A - BUDGET REQUESTS

RUNDATE: 06/30/2017 TODAY'S DATE: 08/18/2017

FOR FISCAL YEARS: 07/01/2015 - 06/30/18

	YTD ACTUALS 06/30/2016	BOARD APPROVED 06/30/2017	WORKING BUDGET 06/30/2017	YTD ACTUALS 06/30/2017	DEPT REQUESTED 06/30/2018	CAO RECOMM 06/30/2018	BOARD APPROVED 06/30/2018
BUDGET UNIT: 621300 ES WEED MANAGEMENT GRANT							
FUND: 6255 ES WEED MANAGEMENT GRANT							
REVENUES:							
4301 - INTEREST FROM TREASURY	\$139	\$150	\$0	\$58	\$50	\$50	\$0
REV USE OF MONEY & PROPERTY	\$139	\$150	\$0	\$58	\$50	\$50	\$0
4499 - STATE OTHER	\$21,770	\$186,400	\$204,400	\$156,221	\$197,500	\$197,500	\$0
4561 - AID FROM MONO COUNTY	\$0	\$458	\$458	\$458	\$5,546	\$5,546	\$0
4599 - OTHER AGENCIES	\$50,000	\$50,000	\$50,000	\$50,000	\$50,000	\$50,000	\$0
AID FROM OTHER GOVT AGENCIES	\$71,770	\$236,858	\$254,858	\$206,679	\$253,046	\$253,046	\$0
4819 - SERVICES & FEES	\$0	\$8,500	\$2,000	\$1,597	\$8,000	\$8,000	\$0
CHARGES FOR CURRENT SERVICES	\$0	\$8,500	\$2,000	\$1,597	\$8,000	\$8,000	\$0
TOTAL REVENUES:	\$71,910	\$245,508	\$256,858	\$208,335	\$261,096	\$261,096	\$0
EXPENSES:							
5001 - SALARIED EMPLOYEES	\$64,380	\$109,370	\$100,732	\$80,083	\$105,045	\$99,029	\$0
5003 - OVERTIME	\$0	\$0	\$0	\$0	\$2,457	\$2,457	\$0
5005 - HOLIDAY OVERTIME	\$0	\$0	\$0	\$0	\$1,638	\$1,638	\$0
5012 - PART TIME EMPLOYEES	\$6,908	\$26,389	\$33,519	\$22,692	\$38,860	\$38,860	\$0
5021 - RETIREMENT & SOCIAL SECURITY	\$5,339	\$10,462	\$9,806	\$8,110	\$11,411	\$10,951	\$0
5022 - PERS RETIREMENT	\$16,459	\$24,486	\$22,424	\$21,887	\$14,242	\$13,713	\$0
5024 - RETIREMENT-UNFUNDED LIAB	\$0	\$0	\$0	\$0	\$17,395	\$17,395	\$0
5031 - MEDICAL INSURANCE	\$13,292	\$36,200	\$21,656	\$12,898	\$37,482	\$35,062	\$0
5032 - DISABILITY INSURANCE	\$622	\$1,368	\$1,368	\$703	\$1,492	\$1,492	\$0
5042 - SICK LEAVE BUY OUT	\$0	\$992	\$0	\$0	\$1,166	\$1,166	\$0
5043 - OTHER BENEFITS	\$1,221	\$0	\$4,463	\$4,463	\$0	\$0	\$0
SALARIES & BENEFITS	\$108,222	\$209,267	\$193,968	\$150,840	\$231,188	\$221,763	\$0
5112 - PERSONAL & SAFETY EQUIPMENT	\$238	\$1,000	\$1,000	\$606	\$800	\$800	\$0
5122 - CELL PHONES	\$609	\$1,092	\$1,292	\$1,068	\$1,080	\$1,080	\$0
5154 - UNEMPLOYMENT INSURANCE	\$10,190	\$14,000	\$14,000	(\$525)	\$2,500	\$2,500	\$0
5171 - MAINTENANCE OF EQUIPMENT	\$460	\$700	\$800	\$798	\$1,000	\$1,000	\$0
5173 - MAINTENANCE OF EQUIPMENT-MATER	\$102	\$200	\$1,400	\$1,393	\$1,000	\$1,000	\$0
5211 - MEMBERSHIPS	\$0	\$0	\$0	\$0	\$100	\$100	\$0

COUNTY OF INYO

BUD002A - BUDGET REQUESTS

RUNDATE: 06/30/2017 TODAY'S DATE: 08/18/2017

FOR FISCAL YEARS: 07/01/2015 - 06/30/18

	YTD ACTUALS 06/30/2016	BOARD APPROVED 06/30/2017	WORKING BUDGET 06/30/2017	YTD ACTUALS 06/30/2017	DEPT REQUESTED 06/30/2018	CAO RECOMM 06/30/2018	BOARD APPROVED 06/30/2018
5232 - OFFICE & OTHER EQUIP < \$5,000	\$533	\$0	\$0	\$0	\$2,000	\$2,000	\$0
5263 - ADVERTISING	\$139	\$100	\$100	\$0	\$100	\$100	\$0
5265 - PROFESSIONAL & SPECIAL SERVICE	\$946	\$1,000	\$1,780	\$2,352	\$1,500	\$1,500	\$0
5291 - OFFICE, SPACE & SITE RENTAL	\$366	\$370	\$266	\$293	\$310	\$310	\$0
5301 - SMALL TOOLS & INSTRUMENTS	\$0	\$500	\$500	\$329	\$500	\$500	\$0
5311 - GENERAL OPERATING EXPENSE	\$4,877	\$5,000	\$4,420	\$3,642	\$8,000	\$8,000	\$0
5331 - TRAVEL EXPENSE	\$1,591	\$450	\$450	\$275	\$1,900	\$1,900	\$0
5351 - UTILITIES	\$1,286	\$1,020	\$1,020	\$953	\$960	\$960	\$0
SERVICES & SUPPLIES	\$21,343	\$25,432	\$27,028	\$11,190	\$21,750	\$21,750	\$0
5123 - TECH REFRESH EXPENSE	\$258	\$0	\$0	\$0	\$0	\$0	\$0
5124 - EXTERNAL CHARGES	\$805	\$900	\$900	\$1,186	\$1,252	\$1,252	\$0
5129 - INTERNAL COPY CHARGES (NON-IS)	\$67	\$74	\$74	\$52	\$42	\$42	\$0
5152 - WORKERS COMPENSATION	\$1,355	\$788	\$788	\$788	\$1,864	\$1,864	\$0
5155 - PUBLIC LIABILITY INSURANCE	\$894	\$615	\$615	\$615	\$1,368	\$1,368	\$0
5315 - COUNTY COST PLAN	\$915	\$11,093	\$11,093	\$11,093	\$4,560	\$4,560	\$0
5333 - MOTOR POOL	\$3,758	\$10,000	\$12,000	\$10,724	\$10,000	\$10,000	\$0
INTERNAL CHARGES	\$8,053	\$23,470	\$25,470	\$24,460	\$19,086	\$19,086	\$0
TOTAL EXPENSES:	\$137,620	\$258,169	\$246,466	\$186,490	\$272,024	\$262,599	\$0
BUDGET UNIT: 621300 ES WEED MANAGEMENT GRANT	(\$65,709)	(\$12,661)	\$10,392	\$21,845	(\$10,928)	(\$1,503)	\$0

INYO MOSQUITO ABATEMENT

154101

DEPARTMENTAL FUNCTIONS

Protect the public's health from infectious diseases and nuisance by conducting routine surveillance and control measures of all mosquito-breeding areas in the Owens Valley. Priority for accomplishment of these goals are as follows:

- 1) Source reduction
- 2) Biological control
- 3) Chemical control

OVMAP provides all residents of the Owens Valley with information and public educational presentations to not only understand mosquito control, but to also safeguard themselves from any possible mosquito borne disease transmissions.

OVMAP provides monthly pesticide use reports and other information accounting to appropriate state and county agencies, and to the public, as requested.

MAJOR ACCOMPLISHMENTS IN FISCAL YEAR 2016-2017

- Surveillance was conducted for exotic mosquito species that carry diseases such as Zika. No exotic mosquitos were detected in 2016.
- Implemented further GIS functionality in field operations to help staff find mosquito breeding sources and increase efficiency.
- OVMAP continued staff restructuring aimed at reducing overall cost while maintaining adequate control.
- Staff built dozens of improved mosquito traps, saving thousands of dollars while improving trapping results.
- OVMAP deposited \$87,000 of salary and other savings into an emergency trust, bringing the trust balance to \$100,000.

GOALS FOR FISCAL YEAR 2017-2018

- Continue to work with residents and other agencies to reduce mosquito breeding habitat.
- Replace some of the program's aging equipment to ensure reliability and reduce repair costs.
- Increase pesticide stock to ensure adequate public health protection during record runoff in 2017.
- Continue to fulfill contract obligations to Mammoth Lakes Mosquito Abatement District.
- Continue to search for new and better methods of mosquito control to better serve residents.

DEPARTMENTAL BUDGET REQUEST FOR FISCAL YEAR 2017-2018

The Department's Fiscal Year 2017-2018 Requested Budget represents an overall increase of \$71,068 in expenditures, and an increase of \$10,020 in revenues, when compared to the Fiscal Year 2016-2017 Board Approved Budget. As a result, the Requested Net County Cost is increased by \$61,048.

Increased costs will occur due to record runoff conditions. Increases solely reflect equipment, services, and pesticide needs to ensure adequate mosquito control during this anticipated high 2017 runoff season.

Personnel Costs decreased by \$727 compared to the Fiscal Year 2016-2017 Board Approved Budget, due to reorganization or department staffing. Details are outlined in "Major Policy Considerations" below.

Revenues

4301 (INTEREST FROM TREASURY) increased by \$20: This object code was increased to reflect a more accurate estimate based on FY 16/17 actuals; **4563** (CONTRIBUTION FROM DWP) increased by \$10,000: This object code was increased in anticipation of increased control activities on Owens Dry Lake due to excessive runoff accumulation in the lake project area.

Personnel

The Department's Requested Budget represents no change in the number of fulltime equivalent (FTE) positions that are supported by this budget.

Some reorganization of personnel is proposed in this budget, but changes will not change FTE levels. See "Major Policy Considerations" section below for details.

Services & Supplies

5112 (PERSONAL & SAFETY EQUIPMENT) increased by \$800: This object code was increased to present a more accurate estimate based on increased seasonal staffing; **5122** (CELL PHONES) increased by \$360: This object code was increased to include cell phones for all field staff; **5171** (MAINTENANCE OF EQUIPMENT) increased by \$4,000: This object code was increased in anticipation of higher repair costs due to more equipment being utilized; **5173** (MAINTENANCE OF EQUIPMENT-MATER) increased by \$2,000: This object code was increased in anticipation of higher repair costs due to more equipment being utilized; **5211** (MEMBERSHIPS) increased by \$482: This object code was increased due to revised membership fees in 2017; **5232** (OFFICE & OTHER EQUIP < \$5,000) increased by \$2,000: This object code increased to cover costs associated with the repair of a large format plotter to produce maps. Costs will be shared with ESWMA; **5260** (HEALTH - EMPLOYEE PHYSICALS) decreased by \$250: No physicals are anticipated in FY 17/18; **5263** (ADVERTISING) increased by \$200: This object code was increased to reflect a more accurate estimate based on FY 16/17 actuals; **5265** (PROFESSIONAL & SPECIAL SERVICE) increased by \$61,350: This object code was increased to allow for 3 aerial applications if needed, gate and fence repair at Wye Road facility, increased mosquito disease testing, and increased contract amount with CalFire for brush reduction activities to enhance access to mosquito sources; **5291** (OFFICE, SPACE & SITE RENTAL) increased by \$85: This object code increased to more accurately reflect FY 16/17 actuals; **5301** (SMALL TOOLS & INSTRUMENTS) increased by \$300: This object code increased due to anticipated tool needs in FY 17/18; **5311** (GENERAL OPERATING EXPENSE) increased by \$57,000: Increases include additional pesticide purchases in anticipation of high runoff conditions; **5331** (TRAVEL EXPENSE) increased by \$1,400: This object code increased due to additional licensed staff over FY 16/17.

Support & Care of Persons

(There are no changes in this object category from the previous fiscal year.)

Fixed Assets

5650 (EQUIPMENT) increased by \$35,000: Increases include purchase of 2 ATVs for fleet replacement and 1 ULV fogger to replace aging fogger.

FISCAL YEAR 2017-2018 REDUCTION IMPACTS TO BASE BUDGET

This program should not experience any impacts due to meeting the FY 17/18 budget parameter guidelines.

FISCAL YEAR 2017-2018 STATE/FEDERAL FUNDING SUMMARY

N/A

FISCAL YEAR 2017-2018 REGULATORY COMPLIANCE SUMMARY

Continued compliance with State of California mandated National Pollution Discharge Elimination System (NPDES) with report submittal and participation in mosquito control association's coalition. This report tracks the use of pesticides before, during and after application to the waters of the United States.

Continued cooperative agreement with State of California, Dept. of Public Health.

Continued oversight and monthly pesticide use reporting submitted to State of California, Dept. of Pesticide Regulation administered by County of Inyo, Dept. of Agriculture.

MAJOR POLICY CONSIDERATIONS BEING REQUESTED

This budget includes the following organizational changes:

- The former Manager position will be removed and filled with a Project Coordinator position shared with ESWMA.
- A Field Technician position will be added and shared with ESWMA.
- The Field Technician III position will be reclassified to a Field Operations Supervisor.

These changes allow the program to expand recruitment possibilities to fulfill the functions previously undertaken by the Manager position. The Project Coordinator position will be responsible for the reporting, budgeting, purchasing, grant administration and other functions outside of the supervision of employees and field operations. Reclassifying the current Field Technician III to a Field Operations Supervisor will allow this employee to provide lead supervision of all field activities. Adding the split Field Technician position will provide support to the Field Operations Supervisor as well as provide some measure of succession training which is currently absent.

COUNTY OF INYO

BUD002A - BUDGET REQUESTS

RUNDATE: 06/30/2017 TODAY'S DATE: 08/18/2017

FOR FISCAL YEARS: 07/01/2015 - 06/30/18

	YTD ACTUALS 06/30/2016	BOARD APPROVED 06/30/2017	WORKING BUDGET 06/30/2017	YTD ACTUALS 06/30/2017	DEPT REQUESTED 06/30/2018	CAO RECOMM 06/30/2018	BOARD APPROVED 06/30/2018
BUDGET UNIT: 154101 INYO MOSQUITO ABATEMENT							
FUND: 1541 INYO MOSQUITO ABATEMENT							
REVENUES:							
4301 - INTEREST FROM TREASURY	\$391	\$150	\$166	\$873	\$170	\$600	\$0
REV USE OF MONEY & PROPERTY	\$391	\$150	\$166	\$873	\$170	\$600	\$0
4563 - CONTRIBUTION FROM DWP	\$8,808	\$50,000	\$50,000	\$5,228	\$60,000	\$60,000	\$0
4599 - OTHER AGENCIES	\$30,000	\$30,000	\$30,000	\$30,000	\$30,000	\$30,000	\$0
AID FROM OTHER GOVT AGENCIES	\$38,808	\$80,000	\$80,000	\$35,228	\$90,000	\$90,000	\$0
4727 - ABATEMENT FEES	\$396,645	\$400,000	\$400,000	\$396,293	\$400,000	\$400,000	\$0
4819 - SERVICES & FEES	\$65,000	\$65,000	\$65,000	\$65,000	\$65,000	\$65,000	\$0
CHARGES FOR CURRENT SERVICES	\$461,645	\$465,000	\$465,000	\$461,293	\$465,000	\$465,000	\$0
4911 - SALES OF FIXED ASSETS	\$0	\$0	\$1,471	\$1,471	\$0	\$0	\$0
OTHER REVENUE	\$0	\$0	\$1,471	\$1,471	\$0	\$0	\$0
TOTAL REVENUES:	\$500,845	\$545,150	\$546,637	\$498,866	\$555,170	\$555,600	\$0
EXPENSES:							
5001 - SALARIED EMPLOYEES	\$168,390	\$176,031	\$143,566	\$129,375	\$135,631	\$129,614	\$0
5003 - OVERTIME	\$1,159	\$2,500	\$6,942	\$6,639	\$4,967	\$8,000	\$0
5005 - HOLIDAY OVERTIME	\$0	\$600	\$600	\$529	\$3,311	\$5,000	\$0
5012 - PART TIME EMPLOYEES	\$21,860	\$53,480	\$79,480	\$50,809	\$87,433	\$87,433	\$0
5021 - RETIREMENT & SOCIAL SECURITY	\$15,037	\$19,012	\$19,012	\$15,095	\$18,178	\$17,720	\$0
5022 - PERS RETIREMENT	\$42,862	\$46,974	\$46,974	\$35,270	\$19,354	\$18,825	\$0
5024 - RETIREMENT-UNFUNDED LIAB	\$0	\$0	\$0	\$0	\$26,276	\$26,276	\$0
5025 - RETIREE HEALTH BENEFITS	\$11,611	\$12,456	\$12,456	\$12,151	\$12,711	\$12,711	\$0
5031 - MEDICAL INSURANCE	\$27,086	\$36,708	\$36,592	\$22,654	\$40,230	\$37,810	\$0
5032 - DISABILITY INSURANCE	\$1,465	\$2,434	\$2,434	\$1,243	\$2,329	\$2,268	\$0
5034 - EDUCATION REIMBURSEMENT	\$0	\$0	\$0	\$0	\$175	\$175	\$0
5042 - SICK LEAVE BUY OUT	\$2,567	\$2,615	\$1,297	\$1,296	\$1,507	\$1,507	\$0
5043 - OTHER BENEFITS	\$7,411	\$4,819	\$10,283	\$10,135	\$4,800	\$4,800	\$0
5099 - SALARY ADJUSTMENT	\$337,810	\$0	\$0	\$0	\$0	\$0	\$0
SALARIES & BENEFITS	\$632,188	\$357,629	\$359,636	\$285,201	\$356,902	\$352,139	\$0

COUNTY OF INYO

BUD002A - BUDGET REQUESTS

RUNDATE: 06/30/2017 TODAY'S DATE: 08/18/2017

FOR FISCAL YEARS: 07/01/2015 - 06/30/18

	YTD ACTUALS 06/30/2016	BOARD APPROVED 06/30/2017	WORKING BUDGET 06/30/2017	YTD ACTUALS 06/30/2017	DEPT REQUESTED 06/30/2018	CAO RECOMM 06/30/2018	BOARD APPROVED 06/30/2018
5112 - PERSONAL & SAFETY EQUIPMENT	\$837	\$1,000	\$1,700	\$1,392	\$1,800	\$1,800	\$0
5122 - CELL PHONES	\$1,778	\$1,188	\$1,848	\$1,841	\$1,548	\$1,548	\$0
5154 - UNEMPLOYMENT INSURANCE	\$0	\$2,500	\$1,000	\$689	\$2,500	\$2,500	\$0
5171 - MAINTENANCE OF EQUIPMENT	\$428	\$1,000	\$1,000	\$761	\$5,000	\$5,000	\$0
5173 - MAINTENANCE OF EQUIPMENT-MATER	\$3,719	\$8,000	\$7,559	\$7,464	\$10,000	\$10,000	\$0
5211 - MEMBERSHIPS	\$4,529	\$4,850	\$3,935	\$3,935	\$5,332	\$5,332	\$0
5232 - OFFICE & OTHER EQUIP < \$5,000	\$0	\$0	\$940	\$940	\$2,000	\$2,000	\$0
5260 - HEALTH - EMPLOYEE PHYSICALS	\$0	\$250	\$250	\$0	\$0	\$0	\$0
5263 - ADVERTISING	\$69	\$200	\$348	\$409	\$400	\$400	\$0
5265 - PROFESSIONAL & SPECIAL SERVICE	\$18,211	\$19,750	\$22,489	\$18,513	\$81,100	\$51,100	\$0
5291 - OFFICE, SPACE & SITE RENTAL	\$366	\$600	\$267	\$293	\$685	\$685	\$0
5301 - SMALL TOOLS & INSTRUMENTS	\$1,162	\$700	\$700	\$697	\$1,000	\$1,000	\$0
5311 - GENERAL OPERATING EXPENSE	\$62,021	\$65,000	\$33,254	\$33,096	\$122,000	\$117,278	\$0
5331 - TRAVEL EXPENSE	\$2,062	\$3,600	\$1,600	\$1,521	\$5,000	\$5,000	\$0
5351 - UTILITIES	\$1,297	\$1,680	\$1,680	\$1,681	\$1,680	\$1,680	\$0
SERVICES & SUPPLIES	\$96,485	\$110,318	\$78,570	\$73,239	\$240,045	\$205,323	\$0
5123 - TECH REFRESH EXPENSE	\$774	\$1,173	\$1,173	\$1,173	\$1,160	\$1,160	\$0
5124 - EXTERNAL CHARGES	\$2,308	\$2,200	\$4,504	\$4,052	\$4,451	\$4,451	\$0
5129 - INTERNAL COPY CHARGES (NON-IS)	\$131	\$141	\$156	\$208	\$152	\$152	\$0
5152 - WORKERS COMPENSATION	\$3,360	\$2,579	\$2,579	\$2,577	\$3,288	\$3,288	\$0
5155 - PUBLIC LIABILITY INSURANCE	\$1,934	\$1,808	\$1,808	\$1,807	\$2,107	\$2,107	\$0
5315 - COUNTY COST PLAN	\$13,881	\$36,485	\$36,485	\$36,485	\$22,296	\$22,296	\$0
5333 - MOTOR POOL	\$23,985	\$30,000	\$40,000	\$41,485	\$35,000	\$35,000	\$0
INTERNAL CHARGES	\$46,375	\$74,386	\$86,705	\$87,789	\$68,454	\$68,454	\$0
5650 - EQUIPMENT	\$0	\$0	\$18,600	\$17,814	\$35,000	\$35,000	\$0
FIXED ASSETS	\$0	\$0	\$18,600	\$17,814	\$35,000	\$35,000	\$0
5799 - DEPRECIATION	\$10,404	\$0	\$0	\$0	\$0	\$0	\$0
DEPRECIATION	\$10,404	\$0	\$0	\$0	\$0	\$0	\$0
5801 - OPERATING TRANSFERS OUT	\$10,000	\$87,000	\$86,459	\$86,608	\$0	\$0	\$0
OTHER FINANCING USES	\$10,000	\$87,000	\$86,459	\$86,608	\$0	\$0	\$0
TOTAL EXPENSES:	\$795,454	\$629,333	\$629,970	\$550,653	\$700,401	\$660,916	\$0

COUNTY OF INYO

BUD002A - BUDGET REQUESTS

RUNDATE: 06/30/2017 TODAY'S DATE: 08/18/2017

FOR FISCAL YEARS: 07/01/2015 - 06/30/18

	YTD ACTUALS 06/30/2016	BOARD APPROVED 06/30/2017	WORKING BUDGET 06/30/2017	YTD ACTUALS 06/30/2017	DEPT REQUESTED 06/30/2018	CAO RECOMM 06/30/2018	BOARD APPROVED 06/30/2018
BUDGET UNIT: 154101 INYO MOSQUITO ABATEMENT	(\$294,608)	(\$84,183)	(\$83,333)	(\$51,787)	(\$145,231)	(\$105,316)	\$0

CHILD SUPPORT SERVICES

022501

DEPARTMENTAL FUNCTIONS

The Eastern Sierra Department of Child Support Services is responsible for establishing paternity, child support and medical support orders for children and families in Inyo and Mono Counties. The program is also responsible for the enforcement and modification of these orders. The program's operation is subject to numerous State and Federal laws and regulations. Established by Title IV-D of the Social Security Act, and governed by California Family Code Section(s) 17400 et seq., among others, the child support department undertakes mandated functions in collaboration with custodial and non-custodial parents, the IV-D Commissioner of the Inyo and Mono County Superior Court, and other agencies to support the well-being of children. We serve non-aided individuals and TANF recipients through mandated referrals by Health and Human Services and the local Tribal TANF programs. Eastern Sierra Department of Child Support Services is responsible for completing data reliability audits, maintaining a region-wide and statewide case system, preparing state and county budgeting claims, documents, and reports on a quarterly basis, tracking of cost-effectiveness in relation to our child support collections and allocation, and preparing performance management data and annual performance management plans required by the California Department of Child Support Services.

MAJOR ACCOMPLISHMENTS IN FISCAL YEAR 2016-2017

- Implemented functional casework, allowing caseworkers to better manage work loads and improve their subject matter expertise in each case function. This also allows caseworkers to work to their strengths and has streamlined the training process for newly hired employees.
- Participated in a local job fair with several local employers and other social services agencies to provide resources to our customers. These partnerships are vital in ensuring we get the best resources to all of our customers.
- Received recognition from the State Department of Child Support Services for improving the time between case opening and receipt of first payment by over 10%. This has a direct, positive impact on the families we serve.
- In cooperation with the State Department of Child Support Services we have installed a self-payment kiosk in Mono County with the installation of the Inyo County kiosk scheduled for May, 2017. This improves payment processing times and customer service for our customers.
- Transitioned to a paperless document system; scanning all mail and documents upon their arrival to our office and then properly disposing of them. This has increased efficiency and improved overall security regarding confidential documents.

GOALS FOR FISCAL YEAR 2017-2018

- Work with the Inyo County Superior Court to gain access to the court's electronic new OneSolution case system to be viewable by child support officers to assist in locating parents, and establishing and/or enforcing child support orders. This interface is available to other child support agencies and their local courts throughout the state.
- Continue focused outreach to community partners and customers to ensure we are meeting the needs of all case participants.

- Continue to meet all State and Federal guidelines and continue to align our procedures with State Department of Child Support services policies.
- Maintain excellent customer service and continue to look for ways to reach more customers for feedback.
- Increase collections for the wellbeing of families.

DEPARTMENTAL BUDGET REQUEST FOR FISCAL YEAR 2017-2018

The Department's Fiscal Year 2017-2018 Requested Budget represents an overall decrease of \$29,430 in expenditures, and a decrease of \$29,430 in revenues, when compared to the Fiscal Year 2016-2017 Board Approved Budget. As a result, the Requested Net County Cost is increased by \$0.

Decreases in expenditures are a reflection of improved budgeting to actual costs from previous years. Decreases in revenue match the decreases in expense since we receive revenues based on our expenses.

Personnel Costs increased by \$74,608 compared to the Fiscal Year 2016-2017 Board Approved Budget, due to Unfunded Liability payments and increases to the cost of medical insurance..

Revenues

4301 (INTEREST FROM TREASURY) increased by \$100: This change is based on funding received in the 2016/2017 year; **4478** (FAMILY SUPPORT REIM - STATE) decreased by \$9,699: This reflects correct budgeting of our allocation to our expenditures; **4554** (FAMILY SUPPORT ADMIN REIMBURSE) decreased by \$18,831: This reflects correct budgeting of our allocation to our expenditures; **4951** (DONATIONS) decreased by \$1,000: This has been reduced because donations will not be deposited with allocated funds.

Personnel

The Department's Requested Budget represents no change in the number of fulltime equivalent (FTE) positions that are supported by this budget.

Child Support Services anticipates having 5 step increases in the coming budget year.

Services & Supplies

5122 (CELL PHONES) increased by \$1,000: This increase is to cover the cost of additional air cards for laptop use; **5232** (OFFICE & OTHER EQUIP < \$5,000) decreased by \$3,750: This has been decreased because we anticipate replacing less office equipment this year; **5263** (ADVERTISING) decreased by \$2,100: This has been decreased because we will not be publishing any RFP advertisements this year; **5265** (PROFESSIONAL & SPECIAL SERVICE) decreased by \$2,200: This is reduced to more accurately reflect our costs; **5291** (OFFICE, SPACE & SITE RENTAL) decreased by \$4,786: This has been decreased because Bishop site rent decreased from last year; **5311** (GENERAL OPERATING EXPENSE) decreased by \$900: This is reduced to more accurately reflect our costs; **5331** (TRAVEL EXPENSE) increased by \$1,800: This has been increased to reflect increased costs associated with training out of the area; **5351** (UTILITIES) decreased by \$2,900: This is reduced to more accurately reflect our costs.

Support & Care of Persons

(There are no changes in this object category from the previous fiscal year.)

Fixed Assets

(There are no changes in this object category from the previous fiscal year.)

FISCAL YEAR 2017-2018 REDUCTION IMPACTS TO BASE BUDGET

Child Support is able to work within our allocation. Since regionalization we have continually underspent our allocation.

FISCAL YEAR 2017-2018 STATE/FEDERAL FUNDING SUMMARY

The proposed 2017-2018 Child Support allocation totals \$1,389,595. Our Department has consistently underspent our allocation. With the exception of 2012/13 budget cuts, our allocation amount has remained relatively unchanged since 2002/03.

FISCAL YEAR 2017-2018 REGULATORY COMPLIANCE SUMMARY

Not applicable to this department.

MAJOR POLICY CONSIDERATIONS BEING REQUESTED

None at this time.

COUNTY OF INYO

BUD002A - BUDGET REQUESTS

RUNDATE: 06/30/2017 TODAY'S DATE: 08/18/2017

FOR FISCAL YEARS: 07/01/2015 - 06/30/18

	YTD ACTUALS 06/30/2016	BOARD APPROVED 06/30/2017	WORKING BUDGET 06/30/2017	YTD ACTUALS 06/30/2017	DEPT REQUESTED 06/30/2018	CAO RECOMM 06/30/2018	BOARD APPROVED 06/30/2018
BUDGET UNIT: 022501 CHILD SUPPORT SERVICES							
FUND: 0029 CHILD SUPPORT SERVICES							
REVENUES:							
4301 - INTEREST FROM TREASURY	\$740	\$400	\$400	\$1,287	\$500	\$500	\$0
REV USE OF MONEY & PROPERTY	\$740	\$400	\$400	\$1,287	\$500	\$500	\$0
4478 - FAMILY SUPPORT REIM - STATE	\$427,611	\$452,307	\$452,307	\$444,474	\$442,608	\$442,608	\$0
4554 - FAMILY SUPPORT ADMIN REIMBURSE	\$664,346	\$878,010	\$878,010	\$706,115	\$859,179	\$859,179	\$0
4599 - OTHER AGENCIES	\$0	\$0	\$19,130	\$19,130	\$0	\$0	\$0
AID FROM OTHER GOVT AGENCIES	\$1,091,957	\$1,330,317	\$1,349,447	\$1,169,719	\$1,301,787	\$1,301,787	\$0
4951 - DONATIONS	\$500	\$1,000	\$0	\$0	\$0	\$0	\$0
4999 - PRIOR YEARS REIMBURSEMENTS	\$1,506	\$0	\$0	\$0	\$0	\$0	\$0
OTHER REVENUE	\$2,006	\$1,000	\$0	\$0	\$0	\$0	\$0
TOTAL REVENUES:	\$1,094,703	\$1,331,717	\$1,349,847	\$1,171,006	\$1,302,287	\$1,302,287	\$0
EXPENSES:							
5001 - SALARIED EMPLOYEES	\$580,570	\$629,041	\$629,041	\$557,172	\$641,538	\$641,538	\$0
5021 - RETIREMENT & SOCIAL SECURITY	\$45,285	\$50,142	\$50,142	\$42,899	\$50,330	\$50,330	\$0
5022 - PERS RETIREMENT	\$139,750	\$156,100	\$156,100	\$138,939	\$95,691	\$95,691	\$0
5024 - RETIREMENT-UNFUNDED LIAB	\$0	\$0	\$0	\$0	\$91,555	\$91,555	\$0
5025 - RETIREE HEALTH BENEFITS	\$29,460	\$34,180	\$34,180	\$29,623	\$30,749	\$30,749	\$0
5031 - MEDICAL INSURANCE	\$75,185	\$96,445	\$96,445	\$94,524	\$140,609	\$140,609	\$0
5032 - DISABILITY INSURANCE	\$4,690	\$6,172	\$6,172	\$4,841	\$6,339	\$6,339	\$0
5042 - SICK LEAVE BUY OUT	\$0	\$0	\$1,133	\$1,132	\$1,980	\$1,980	\$0
5043 - OTHER BENEFITS	\$25,284	\$26,503	\$26,503	\$20,610	\$14,400	\$14,400	\$0
SALARIES & BENEFITS	\$900,226	\$998,583	\$999,716	\$889,744	\$1,073,191	\$1,073,191	\$0
5122 - CELL PHONES	\$1,824	\$2,000	\$3,000	\$3,187	\$3,000	\$3,000	\$0
5232 - OFFICE & OTHER EQUIP < \$5,000	\$2,422	\$5,750	\$4,750	\$221	\$2,000	\$2,000	\$0
5263 - ADVERTISING	\$1,363	\$3,500	\$3,500	\$1,617	\$1,400	\$1,400	\$0
5265 - PROFESSIONAL & SPECIAL SERVICE	\$20,036	\$36,900	\$43,969	\$22,654	\$34,700	\$34,700	\$0
5291 - OFFICE, SPACE & SITE RENTAL	\$30,940	\$32,500	\$32,500	\$27,798	\$27,714	\$27,714	\$0
5311 - GENERAL OPERATING EXPENSE	\$13,660	\$25,300	\$24,167	\$17,143	\$24,400	\$24,400	\$0
5331 - TRAVEL EXPENSE	\$17,642	\$16,400	\$16,400	\$8,868	\$18,200	\$18,200	\$0

COUNTY OF INYO

BUD002A - BUDGET REQUESTS

RUNDATE: 06/30/2017 TODAY'S DATE: 08/18/2017

FOR FISCAL YEARS: 07/01/2015 - 06/30/18

	YTD ACTUALS 06/30/2016	BOARD APPROVED 06/30/2017	WORKING BUDGET 06/30/2017	YTD ACTUALS 06/30/2017	DEPT REQUESTED 06/30/2018	CAO RECOMM 06/30/2018	BOARD APPROVED 06/30/2018
5351 - UTILITIES	\$13,703	\$19,500	\$19,500	\$12,546	\$16,600	\$16,600	\$0
SERVICES & SUPPLIES	\$101,593	\$141,850	\$147,786	\$94,038	\$128,014	\$128,014	\$0
5123 - TECH REFRESH EXPENSE	\$1,374	\$1,698	\$1,698	\$1,698	\$1,816	\$1,816	\$0
5124 - EXTERNAL CHARGES	\$25,722	\$56,500	\$66,630	\$18,486	\$23,000	\$23,000	\$0
5128 - INTERNAL SHREDDING CHARGES	\$954	\$862	\$862	\$862	\$900	\$900	\$0
5129 - INTERNAL COPY CHARGES (NON-IS)	\$1,747	\$2,117	\$2,117	\$1,291	\$1,046	\$1,046	\$0
5152 - WORKERS COMPENSATION	\$9,531	\$8,413	\$8,413	\$8,413	\$9,697	\$9,697	\$0
5155 - PUBLIC LIABILITY INSURANCE	\$6,282	\$6,568	\$6,568	\$6,567	\$7,113	\$7,113	\$0
5315 - COUNTY COST PLAN	\$77,193	\$90,262	\$90,262	\$90,262	\$46,910	\$46,910	\$0
5333 - MOTOR POOL	\$6,033	\$7,050	\$15,050	\$9,333	\$10,600	\$10,600	\$0
INTERNAL CHARGES	\$128,840	\$173,470	\$191,600	\$136,913	\$101,082	\$101,082	\$0
5901 - CONTINGENCIES	\$0	\$17,814	\$17,814	\$0	\$0	\$0	\$0
RESERVES	\$0	\$17,814	\$17,814	\$0	\$0	\$0	\$0
TOTAL EXPENSES:	\$1,130,660	\$1,331,717	\$1,356,916	\$1,120,697	\$1,302,287	\$1,302,287	\$0
BUDGET UNIT: 022501 CHILD SUPPORT SERVICES	(\$35,956)	\$0	(\$7,069)	\$50,308	\$0	\$0	\$0

PUBLIC ADMINISTRATOR

023600

DEPARTMENTAL FUNCTIONS

The Public Administrator (PA) investigates and may administer the estates of persons who die with no will or without an appropriate person willing or able to act as administrator. The Public Administrator has the same duties and functions as private Administrators, including but not limited to:

- o Protect the decedent's property from waste, loss or theft;
- o Make appropriate burial arrangements;
- o Conduct thorough investigations to discover all assets;
- o Ensure that the estate is administered according to the decedent's wishes;
- o Pay decedent's bills and taxes;
- o Locate persons entitled to inherit from the estate and ensure that these individuals receive their inheritance.

PA has ten (10) newly opened decedent administrations and five (5) ongoing Summary Administration of Estates. Three new cases involved hazmat suits and respirators. The increased number of cases in the Inyo County Coroner's Office has significantly impacted the PA office. One (1) new Estate has Real Property in South County that must be sold, one (1) established case with Real Property that must be sold and five (5) new cases have tangible personal property that must be liquidated and all have bank accounts that must be marshaled.

The Public Guardian (PG) or Public Conservator (PC) conducts the official investigation into conservatorship matters. The Public Guardian also acts as the legally appointed guardian or conservator for persons found by the Superior Court to be unable to properly care for themselves or their finances or who can't resist undue influence or fraud. Such persons may suffer from dementia or other mental health disorders and are often older, frail or vulnerable adults. The Court may appoint conservatorship of the person only, the estate only or of both person and estate.

- o Conservatorship of the Person entails care of the conservatee's physical and mental health. Public Conservator determines where the conservatee shall live, facilitates appropriate arrangements for health care, housekeeping, transportation, and recreation;
- o Conservatorship of the Estate entails management of conservatee's finances. Conservator locates and takes control of assets, collects income due, pays bills, invests conservatee's money, buys and sells real property and protects conservatee's assets from theft, misappropriation or loss;
- o Public Conservator has ten (10) living person conservatee/guardianships.
 - o 2 conservatee estates between \$100,000 to \$500,000
 - o 1 conservatee estates between \$50,000 to 100,000
 - o 0 conservatee estates between \$20,000 to \$50,000
 - o 8 estates below \$20,000
- o The above designations exclude real property values
 - o 1 conservatee with real property
 - o 3 conservatees live independently and/or in their own home
 - o 1 conservatee lives in assisted living
 - o 5 conservatees live in a Skilled Nursing Facility
 - o 1 conservatee lives in subacute long term care facility

PG has eleven (11) deceased conservatees that require further liquidation and final accounting and payment of fees to County Counsel and Public Guardian, some of which will escheat to the County coffers.

MAJOR ACCOMPLISHMENTS IN FISCAL YEAR 2016-2017

- Sold Real Property of conservatee, liquidated her estate and placed her in Assisted Living
- County Counsel and PG petitioned for change in POLST status to alleviate suffering of conserved person in sub acute placement
- As required by California Probate Code, responded to Coroner in finding family and/or a will after marshaling estates
- Facilitated the return of conservatee housed in Southern California Memory Care Facility to Inyo County
- Attended to the care and needs of conservatees during their deaths and the quality of care for conservatees in illness, surgeries and recovery to allow them to remain in the least restrictive placement

GOALS FOR FISCAL YEAR 2017-2018

- Work with newly hired PAPG office personnel to facilitate file management, case management and office management to maximize fees

DEPARTMENTAL BUDGET REQUEST FOR FISCAL YEAR 2017-2018

The Department's Fiscal Year 2017-2018 Requested Budget represents an overall increase of \$70,097 in expenditures, and an increase of \$0 in revenues, when compared to the Fiscal Year 2016-2017 Board Approved Budget. As a result, the Requested Net County Cost is increased by \$70,097.

PAPG has had an increase in PA cases as well as PG cases. By California Probate Code the Public Administrator can not refuse to take a case. By California Probate Code, Public Guardian can refuse to petition for Guardianship or Conservatorship after an initial investigation has been conducted within 72 hours after refusal. Investigations often require days, weeks or sometimes months over a period of time to investigate. PG has received referrals of more than 10 cases in the last six (6) months that she is unable to petition for. One referral from Adult Protective Services died before PG could take action because of lack of personnel in her office.

Personnel Costs increased by \$67,884 compared to the Fiscal Year 2016-2017 Board Approved Budget, due to Personnel costs associated in filling the required position of a person to manage files, track case management, assist in tangible personal property management, marshaling of decedent estates and liquidation of estates. Assist in Social Security, Medi-Care, Medi-Cal, Pension, and other estate issues for PG case load. Pay office bills and assist in estate management for living conserved persons.

Revenues

4682 (ESTATE FEES) increased by \$0: Same; could be greater if personnel issue resolved; **4683** (PUBLIC GUARDIAN FEES) increased by \$0: Same; could be greater if personnel issue is resolved.

Personnel

The Department's Requested Budget represents an increase in the number of fulltime equivalent (FTE) positions that are supported by this budget.

PAPG requires a full time position to support and manage the increasing case load of both the PA and PG offices.

PAPG is not requesting a new position but is reasonably requesting restoration of a position that was not supported by alternative means.

Services & Supplies

5311 (GENERAL OPERATING EXPENSE) increased by \$1,600: Increased fee to CAPAPGPC Association; **5331** (TRAVEL EXPENSE) decreased by \$10: Decrease; **5351** (UTILITIES) increased by \$300: Increase is not necessary. Utilities may remain at previous level.

Support & Care of Persons

(There are no changes in this object category from the previous fiscal year.)

Fixed Assets

(There are no changes in this object category from the previous fiscal year.)

FISCAL YEAR 2017-2018 REDUCTION IMPACTS TO BASE BUDGET

If the Board of Supervisors approves the filling of the vacancy of a position in this office, PAPG does not anticipate any negative impacts, only improved services and compliance with California Probate laws and a decrease in liability to the County of Inyo.

FISCAL YEAR 2017-2018 STATE/FEDERAL FUNDING SUMMARY

None

FISCAL YEAR 2017-2018 REGULATORY COMPLIANCE SUMMARY

Although there are not Regulatory Compliance expenditures per se, Public Administrators, Guardians and Conservators are required by law to comply with California Probate Code. In order to fulfill the obligations of the PAPG office, PAPG must be compliant with fulfilling obligations in a timely manner. The PA and PG office have different challenges and issues. When both offices are in crisis, the PG responsibilities take precedence as life issues can not be deferred to a later time. Unfortunately, the PA cases are often the higher fee generators.

MAJOR POLICY CONSIDERATIONS BEING REQUESTED

PAPG requests that the full time position that was not allowed to be filled in previous budgets is restored to her office nunc pro tunc to regain the ability to manage the increasing case load of both offices.

COUNTY OF INYO

BUD002A - BUDGET REQUESTS

RUNDATE: 06/30/2017 TODAY'S DATE: 08/18/2017

FOR FISCAL YEARS: 07/01/2015 - 06/30/18

	YTD ACTUALS 06/30/2016	BOARD APPROVED 06/30/2017	WORKING BUDGET 06/30/2017	YTD ACTUALS 06/30/2017	DEPT REQUESTED 06/30/2018	CAO RECOMM 06/30/2018	BOARD APPROVED 06/30/2018
BUDGET UNIT: 023600 PUBLIC ADMINISTRATOR							
FUND: 0001 GENERAL FUND							
REVENUES:							
4682 - ESTATE FEES	\$8,621	\$4,000	\$4,000	\$0	\$4,000	\$4,000	\$0
4683 - PUBLIC GUARDIAN FEES	\$0	\$4,000	\$4,000	\$0	\$4,000	\$4,000	\$0
CHARGES FOR CURRENT SERVICES	\$8,621	\$8,000	\$8,000	\$0	\$8,000	\$8,000	\$0
4999 - PRIOR YEARS REIMBURSEMENTS	\$0	\$0	\$0	\$152	\$0	\$0	\$0
OTHER REVENUE	\$0	\$0	\$0	\$152	\$0	\$0	\$0
TOTAL REVENUES:	\$8,621	\$8,000	\$8,000	\$152	\$8,000	\$8,000	\$0
EXPENSES:							
5001 - SALARIED EMPLOYEES	\$68,961	\$68,704	\$68,704	\$68,867	\$108,293	\$69,792	\$0
5012 - PART TIME EMPLOYEES	\$0	\$0	\$0	\$0	\$0	\$19,925	\$0
5021 - RETIREMENT & SOCIAL SECURITY	\$5,049	\$5,256	\$5,256	\$5,036	\$8,284	\$6,863	\$0
5022 - PERS RETIREMENT	\$17,486	\$18,355	\$18,355	\$18,346	\$15,057	\$11,669	\$0
5024 - RETIREMENT-UNFUNDED LIAB	\$0	\$0	\$0	\$0	\$9,155	\$9,155	\$0
5031 - MEDICAL INSURANCE	\$12,716	\$13,109	\$13,127	\$13,126	\$32,134	\$18,407	\$0
5032 - DISABILITY INSURANCE	\$0	\$0	\$0	\$0	\$385	\$191	\$0
SALARIES & BENEFITS	\$104,214	\$105,424	\$105,442	\$105,376	\$173,308	\$136,002	\$0
5122 - CELL PHONES	\$303	\$0	\$70	\$66	\$0	\$0	\$0
5291 - OFFICE, SPACE & SITE RENTAL	\$1,045	\$1,140	\$1,140	\$760	\$1,140	\$1,140	\$0
5311 - GENERAL OPERATING EXPENSE	\$2,167	\$3,000	\$3,630	\$3,624	\$4,600	\$4,600	\$0
5331 - TRAVEL EXPENSE	\$2,408	\$2,360	\$2,224	\$1,674	\$2,350	\$2,350	\$0
5351 - UTILITIES	\$919	\$900	\$1,257	\$1,256	\$1,200	\$1,200	\$0
SERVICES & SUPPLIES	\$6,844	\$7,400	\$8,321	\$7,381	\$9,290	\$9,290	\$0
5123 - TECH REFRESH EXPENSE	\$916	\$1,132	\$1,132	\$1,132	\$1,211	\$1,211	\$0
5128 - INTERNAL SHREDDING CHARGES	\$160	\$144	\$144	\$144	\$150	\$150	\$0
5129 - INTERNAL COPY CHARGES (NON-IS)	\$16	\$20	\$20	\$16	\$10	\$10	\$0
5152 - WORKERS COMPENSATION	\$1,310	\$991	\$991	\$991	\$1,161	\$1,161	\$0
5155 - PUBLIC LIABILITY INSURANCE	\$863	\$774	\$774	\$774	\$852	\$852	\$0
5333 - MOTOR POOL	\$2,964	\$3,000	\$2,061	\$2,060	\$3,000	\$3,000	\$0

COUNTY OF INYO

BUD002A - BUDGET REQUESTS

RUNDATE: 06/30/2017 TODAY'S DATE: 08/18/2017

FOR FISCAL YEARS: 07/01/2015 - 06/30/18

	YTD ACTUALS 06/30/2016	BOARD APPROVED 06/30/2017	WORKING BUDGET 06/30/2017	YTD ACTUALS 06/30/2017	DEPT REQUESTED 06/30/2018	CAO RECOMM 06/30/2018	BOARD APPROVED 06/30/2018
INTERNAL CHARGES	\$6,230	\$6,061	\$5,122	\$5,117	\$6,384	\$6,384	\$0
TOTAL EXPENSES:	\$117,289	\$118,885	\$118,885	\$117,876	\$188,982	\$151,676	\$0
BUDGET UNIT: 023600 PUBLIC ADMINISTRATOR	(\$108,668)	(\$110,885)	(\$110,885)	(\$117,723)	(\$180,982)	(\$143,676)	\$0

PROBATION - GENERAL

023000

DEPARTMENTAL FUNCTIONS

Our Vision is to provide services that allow our clients to remain in the Community as productive citizens. This is accomplished by ensuring clients comply with Court orders and supervision conditions and helping the client learn to act in socially responsible ways.

We assist in repairing harm to the community by aiding victims of crime and collecting restitution.

Mission Statement - Our mission is to serve the community and the Court by providing meaningful, timely information, enforcing court orders, assisting victims, and facilitating the re-socialization of offenders through research based treatment modalities.

Program Elements: Supervision Investigations Victim Advocacy

Community Protection

Behavior Change Using Best Practices

The Probation Department is an arm of the Court that is responsible to provide sentencing recommendations when referred by the Court. It is the duty of the Probation Officer to ensure that the Orders of the Court are followed by the probationer. The Probation Department is responsible for the supervision of offenders who otherwise would go to prison. As a result of 2011 Criminal Justice Realignment probation officers supervise those offenders who are released from jail after serving a portion of a "local" prison sentence and they supervise a high risk population of offenders who were released from prison.

In 2016, there were approximately 611 offenders being supervised by five (5) Deputy Probation Officers. There were 322 reports filed with the court. In addition there were 1,980 court hearings for 410 individuals. Probation tries to have an officer at each court hearing.

In 2016 there were 260 Risk/Needs assessments completed (an increase of seventy-seven (77) from the pervious year). It was determined that of the supervision population, 30.5% are considered high risk to reoffend (down 4.5% from last year), 32.4% are moderate risk (down 2% from last year), and 37% (up 6.4% from last year) are low risk to reoffend. Of the high risk to reoffend offenders, 13.2% are high risk to reoffend for violent crimes, 11.4% for property crimes, and 5.9% for drug crimes.

In 2016, the Probation Department graduated 4 individuals for their efforts in completing the 16-24 week MRT program offered by Probation staff who are trained facilitators.

In 2016, there were over 1,800 hours of community work service completed by adult offenders.

MAJOR ACCOMPLISHMENTS IN FISCAL YEAR 2016-2017

- Worked with the Court, Health and Human Services, and the Sheriff's Office to implement the beginning phases of re-entry court to offer support and services as well as hold existing offenders, supervised by Probation, accountable upon release from jail.
- Re-organized the department to provide for efficiency as well as some salary savings. A vacant Administrative Secretary position was eliminated and replaced with an Office Clerk. The work load is shared between 2 existing Legal Secretaries, an existing Office Technician, a half time Office Technician and the new Office Clerk.
- Completed the implementation of a new case management system within the probation department creating efficiency in the way deputy probation officers manage their caseloads, obtain case information, and collect outcome data.

- Reclassified existing group counselors to Rehabilitation Specialists. This reclassification has allowed existing staff to utilize their skills and abilities to work with the adult population. Rehabilitation Specialists currently offer cognitive behavioral therapy and educational programs to inmates in the County Jail. In addition, Rehabilitation Specialists offer cognitive behavioral programs to adults in the community.
- All probation officers have received the required forty (40) hours of STC training with most officers receiving in excess of the required forty (40) hours. A majority of the training was completed in-county, saving time and money.

GOALS FOR FISCAL YEAR 2017-2018

- Complete the integration of the new case management system with the Court and the District Attorney's Office.
- Collaborate with HHS and CAO to develop an Area Resource Center to provide services to at-risk adults and youth.
- Increase services to adults through a collaborative service delivery plan - outcome measured by number and type of service.
- Continue the development of a re-entry court and supervision model - outcome by number of re-entry cases and recidivism rate.
- Expand the use of pre-trial and electronic monitoring program - outcome measure by number of inmates in the jail.

DEPARTMENTAL BUDGET REQUEST FOR FISCAL YEAR 2017-2018

The Department's Fiscal Year 2017-2018 Requested Budget represents an overall decrease of \$35,526 in expenditures, and an increase of \$142,830 in revenues, when compared to the Fiscal Year 2016-2017 Board Approved Budget. As a result, the Requested Net County Cost is decreased by \$178,356.

A large portion of the decrease in expenditures was due to the reduction in budgeted DPO positions from 6 to 5. In addition, some fixed salary costs were reduced significantly including PERS retirement costs.

The probation general revenues increased due to the increased revenue from SB678 funds providing for additional programs and services, training, and case management services provided by probation officers. In addition, more AB109 funds have been requested to provide for a DPO dedicated to AB109 case management services.

Personnel Costs decreased by \$55,056 compared to the Fiscal Year 2016-2017 Board Approved Budget, due to some personnel cost percentages were shifted from the Probation - General budget to the Juvenile Institutions budget. In addition, last year there was a vacant DPO position that was budgeted (increasing the number of FTE from 5 to 6) but that position was not filled. With the vacancy of an additional budgeted DPO position within the year, only one DPO position was budgeted this year, reducing last year's approved FTE of 6 to 5.

Revenues

4483 (STANDARDS & TRAIN FOR CORRECT) decreased by \$1,140: STC funds are allocated based on the number of positions within the probation department and an annual training plan; **4499** (STATE OTHER) increased by \$67,539: With increased adult services provided by Probation an increase in SB678 funds have been recognized; **4673** (COST OF PROBATION) decreased by \$11,000: Monies received from probationers. Estimates are based on previous years' actual receipts;

4677 (ELECTRONIC MONITORING) decreased by \$5,000: The EM program is paid by the offender. The number of EM participants has declined; **4821** (INTRA COUNTY CHARGES) increased by \$92,431: 100% of a DPO salary is being requested to provide for AB109 case management services.

Personnel

The Department's Requested Budget represents a decrease in the number of fulltime equivalent (FTE) positions that are supported by this budget.

Last year an additional DPO position was approved and budgeted increasing the FTE from 5 to 6. A vacancy occurred during the year. The Department will be filling an approved DPO position to replace an officer that left last year. A request to fund 100% of the salary with AB109 funds has been made. The additional vacant position will not be budgeted this year.

Services & Supplies

5232 (OFFICE & OTHER EQUIP < \$5,000) decreased by \$1,440: Last year there were some one time expenditures included that are no longer reflected; **5260** (HEALTH - EMPLOYEE PHYSICALS) decreased by \$1,200: This amount was budgeted in the Juvenile Institutions budget; **5265** (PROFESSIONAL & SPECIAL SERVICE) increased by \$1,000: Drug testing was increased using non-general fund dollars; **5291** (OFFICE, SPACE & SITE RENTAL) increased by \$1,683: This is a fixed cost that increases each year; **5311** (GENERAL OPERATING EXPENSE) increased by \$19,150: There were increases to various expenditures including drug testing kits, CMS costs, and AB109 programs. All increases were budgeted using non-general fund dollars; **5331** (TRAVEL EXPENSE) decreased by \$5,300: DPO Core training was budgeted in the juvenile institutions budget; **5351** (UTILITIES) increased by \$672: The increase was due to the increase in the cost for the T1 CLETS line from AT&T.

Support & Care of Persons

(There are no changes in this object category from the previous fiscal year.)

Fixed Assets

(There are no changes in this object category from the previous fiscal year.)

FISCAL YEAR 2017-2018 REDUCTION IMPACTS TO BASE BUDGET

A significant reduction in general fund contribution to this year's budget could result in the loss of personnel and possibly the loss of certain services to the citizens of Inyo County.

Many of the new programs and services that are being provided by Probation will be funded with SB678 funds to help with the budget parameter guidelines for FY 17-18.

FISCAL YEAR 2017-2018 STATE/FEDERAL FUNDING SUMMARY

The Probation General budget relies on several funding streams for revenues.

- o Standards and Training for Corrections - These funds for the time being are relatively stable. These funds help defray the total cost of training Deputy Probation Officers. They were never intended to completely cover the costs of training probation staff to the high standards (40 hours annually) that are required.
- o Prop 172, Maintenance of Effort - A state fund that is based on sales tax. This is a stable funding stream that is projected to receive the same funds from last year. These funds are used to for the general operation of the

Probation Department.

o Juvenile Probation Account (JPA)/Juvenile Probation Funding (JPF) - State funding critical to law enforcement that is funded by Vehicle License Fees (VLF). These funds are used for the general operation of the Probation Department.

o SB678 (Probation Services Incentive Fund) - These are state funds that have been recently approved in the Governor's FY 17-18 budget. There is a small county minimum guaranteed to each county. In addition, Counties that are able to successfully reduce revocations of Probation that result in a prison commit get extra funds. These funds are to be used to provide case management services to include evidenced based programs in an effort to reduce recidivism. For FY 2017-2018 it is anticipated to expend \$200,577 on various programs including but not limited to Prop 36 (portion of DPO salary), Adult Community Work Service (portion of Probation Assistant salary), training and travel for DPOs, drug testing, and risk/needs assessments.

o AB109 Criminal Justice Realignment Funds - State funds allocated to each county to help offset the cost of managing the criminal justice system. These funds are protected by constitutional law. Funds are placed in a trust and allocated to each department upon approval of the Inyo County Board of Supervisors.

FISCAL YEAR 2017-2018 REGULATORY COMPLIANCE SUMMARY

Managers and DPOs are required to complete forty (40) hours of STC certified training each year. The STC allocation depends on compliance with this requirement. In addition, armed Probation Officers are required to qualify on the gun range at a minimum of quarterly each year.

AB109 Realignment requires the Probation Department to supervise all Post Release Community Supervision offenders as well as all Mandatory Supervision Offenders as they are released from custody. In addition, the law states that evidence based practices/best practices shall be used to provide rehabilitative services to this population of offender. AB109 funds are made available by the State to fund these requirements.

SB678 and AB109 require data collection and outcome measures.

Proposition 36 requires a certain level of supervision and case management. Proposition 36 funding was eliminated; however, the law remains. SB678 funds will be used to meet this unfunded mandate.

MAJOR POLICY CONSIDERATIONS BEING REQUESTED

It is anticipated that the Probation Department will hire one (1) of the two (2) full-time Deputy Probation Officer vacancies that was approved in 2016. A budget request will be made to provide for a Deputy Probation Officer salary to be paid through the AB109 budget as this officer will have an AB109 caseload. The second vacant position will remain vacant during FY 17-18.

Probation will continue to work with the CAO and HHS to develop an Area Resource Center to provide at-risk adults and youth services in a "one stop shop" co-located facility. A combination of SB678 and AB109 funds may be used to help fund this project.

In an effort to upgrade and take advantage of technological advances, the Probation Department will be requesting to implement upgrades to a new case management system. SB678 funds will be used to fund this project.

It is anticipated that an updated and revised fee schedule will be provided to the Board of Supervisors for approval. A revised fee schedule will help offset some of the costs associated with administrative services provided by the Probation Department.

COUNTY OF INYO

BUD002A - BUDGET REQUESTS

RUNDATE: 06/30/2017 TODAY'S DATE: 08/18/2017

FOR FISCAL YEARS: 07/01/2015 - 06/30/18

	YTD ACTUALS 06/30/2016	BOARD APPROVED 06/30/2017	WORKING BUDGET 06/30/2017	YTD ACTUALS 06/30/2017	DEPT REQUESTED 06/30/2018	CAO RECOMM 06/30/2018	BOARD APPROVED 06/30/2018
BUDGET UNIT: 023000 PROBATION - GENERAL							
FUND: 0001 GENERAL FUND							
REVENUES:							
4214 - SUPERIOR COURT FINES	\$1	\$0	\$6	\$8	\$0	\$0	\$0
FINES & FORFEITURES	\$1	\$0	\$6	\$8	\$0	\$0	\$0
4483 - STANDARDS & TRAIN FOR CORRECT	\$4,249	\$6,240	\$5,100	\$4,488	\$5,100	\$5,100	\$0
4485 - STATE - PUBLIC SAFETY SERVICES	\$167,972	\$165,000	\$165,000	\$175,817	\$165,000	\$165,000	\$0
4489 - JUVENILE JUSTICE	\$41,189	\$53,067	\$64,945	\$64,944	\$53,067	\$53,067	\$0
4498 - STATE GRANTS	\$0	\$15,000	\$15,000	\$0	\$15,000	\$15,000	\$0
4499 - STATE OTHER	\$108,699	\$158,038	\$158,038	\$149,885	\$225,577	\$225,577	\$0
4552 - FEDERAL OTHER	\$1,640	\$0	\$1,379	\$2,488	\$0	\$1,500	\$0
AID FROM OTHER GOVT AGENCIES	\$323,750	\$397,345	\$409,462	\$397,623	\$463,744	\$465,244	\$0
4673 - COST OF PROBATION	\$52,835	\$31,000	\$26,000	\$19,175	\$20,000	\$20,000	\$0
4677 - ELECTRONIC MONITORING	\$0	\$20,000	\$15,000	\$9,668	\$15,000	\$15,000	\$0
4812 - NSF CHARGES	\$25	\$0	\$0	\$0	\$0	\$0	\$0
4819 - SERVICES & FEES	\$2,148	\$1,300	\$1,300	\$3,105	\$1,300	\$1,300	\$0
4821 - INTRA COUNTY CHARGES	\$44,760	\$121,007	\$121,007	\$62,885	\$213,438	\$213,438	\$0
CHARGES FOR CURRENT SERVICES	\$99,770	\$173,307	\$163,307	\$94,835	\$249,738	\$249,738	\$0
TOTAL REVENUES:	\$423,522	\$570,652	\$572,775	\$492,466	\$713,482	\$714,982	\$0
EXPENSES:							
5001 - SALARIED EMPLOYEES	\$764,833	\$803,036	\$795,280	\$727,284	\$757,122	\$757,122	\$0
5003 - OVERTIME	\$7,361	\$8,000	\$11,000	\$10,740	\$11,000	\$8,000	\$0
5021 - RETIREMENT & SOCIAL SECURITY	\$57,777	\$62,286	\$62,286	\$56,690	\$59,831	\$59,831	\$0
5022 - PERS RETIREMENT	\$189,889	\$207,541	\$207,541	\$188,931	\$115,500	\$115,500	\$0
5024 - RETIREMENT-UNFUNDED LIAB	\$0	\$0	\$0	\$0	\$109,865	\$109,865	\$0
5031 - MEDICAL INSURANCE	\$141,085	\$167,056	\$167,056	\$126,416	\$131,117	\$131,117	\$0
5032 - DISABILITY INSURANCE	\$6,301	\$7,940	\$7,940	\$6,442	\$7,459	\$7,459	\$0
5034 - EDUCATION REIMBURSEMENT	\$0	\$0	\$350	\$217	\$350	\$350	\$0
5042 - SICK LEAVE BUY OUT	\$6,025	\$9,211	\$7,772	\$7,771	\$4,838	\$4,838	\$0
5043 - OTHER BENEFITS	\$7,255	\$7,228	\$12,004	\$11,887	\$20,160	\$20,160	\$0
SALARIES & BENEFITS	\$1,180,531	\$1,272,298	\$1,271,229	\$1,136,383	\$1,217,242	\$1,214,242	\$0

COUNTY OF INYO

BUD002A - BUDGET REQUESTS

RUNDATE: 06/30/2017 TODAY'S DATE: 08/18/2017

FOR FISCAL YEARS: 07/01/2015 - 06/30/18

	YTD ACTUALS 06/30/2016	BOARD APPROVED 06/30/2017	WORKING BUDGET 06/30/2017	YTD ACTUALS 06/30/2017	DEPT REQUESTED 06/30/2018	CAO RECOMM 06/30/2018	BOARD APPROVED 06/30/2018
5112 - PERSONAL & SAFETY EQUIPMENT	\$2,378	\$7,000	\$3,841	\$3,840	\$7,000	\$7,000	\$0
5122 - CELL PHONES	\$2,554	\$2,652	\$2,837	\$3,287	\$2,652	\$2,652	\$0
5232 - OFFICE & OTHER EQUIP < \$5,000	\$419	\$5,720	\$6,879	\$6,828	\$4,280	\$4,280	\$0
5260 - HEALTH - EMPLOYEE PHYSICALS	\$0	\$1,200	\$1,015	\$0	\$0	\$0	\$0
5265 - PROFESSIONAL & SPECIAL SERVICE	\$100,609	\$129,167	\$136,685	\$78,870	\$130,167	\$130,167	\$0
5291 - OFFICE, SPACE & SITE RENTAL	\$67,267	\$71,332	\$71,407	\$69,030	\$73,015	\$73,015	\$0
5311 - GENERAL OPERATING EXPENSE	\$31,200	\$49,335	\$57,568	\$49,850	\$68,485	\$68,485	\$0
5331 - TRAVEL EXPENSE	\$17,273	\$22,603	\$20,842	\$8,251	\$17,303	\$17,303	\$0
5351 - UTILITIES	\$18,017	\$18,106	\$18,106	\$18,419	\$18,778	\$18,778	\$0
SERVICES & SUPPLIES	\$239,721	\$307,115	\$319,180	\$238,380	\$321,680	\$321,680	\$0
5121 - INTERNAL CHARGES	\$176	\$425	\$425	\$186	\$425	\$425	\$0
5123 - TECH REFRESH EXPENSE	\$8,744	\$10,413	\$10,413	\$10,413	\$12,730	\$12,730	\$0
5128 - INTERNAL SHREDDING CHARGES	\$1,017	\$918	\$918	\$918	\$960	\$960	\$0
5129 - INTERNAL COPY CHARGES (NON-IS)	\$4,510	\$5,770	\$5,770	\$4,829	\$4,324	\$4,324	\$0
5152 - WORKERS COMPENSATION	\$20,766	\$15,725	\$15,725	\$15,725	\$19,864	\$19,864	\$0
5155 - PUBLIC LIABILITY INSURANCE	\$7,730	\$8,575	\$8,575	\$8,574	\$9,160	\$9,160	\$0
5333 - MOTOR POOL	\$18,435	\$24,404	\$24,404	\$25,536	\$23,732	\$23,732	\$0
INTERNAL CHARGES	\$61,379	\$66,230	\$66,230	\$66,182	\$71,195	\$71,195	\$0
5539 - OTHER AGENCY CONTRIBUTIONS	\$0	\$15,000	\$15,000	\$3,121	\$15,000	\$15,000	\$0
OTHER CHARGES	\$0	\$15,000	\$15,000	\$3,121	\$15,000	\$15,000	\$0
TOTAL EXPENSES:	\$1,481,632	\$1,660,643	\$1,671,639	\$1,444,068	\$1,625,117	\$1,622,117	\$0
BUDGET UNIT: 023000 PROBATION - GENERAL	(\$1,058,109)	(\$1,089,991)	(\$1,098,864)	(\$951,601)	(\$911,635)	(\$907,135)	\$0

CRIMINAL JUSTICE-REALIGNMENT

023002

DEPARTMENTAL FUNCTIONS

In an effort to address overcrowding in California's prisons and assist in alleviating the state's financial crisis, the Public Safety and Realignment Act (Assembly Bill 109) was signed into law on April 5, 2011. AB 109 transfers responsibility for supervising specified lower level inmates and parolees from the California Department of Corrections and Rehabilitation to the counties.

Additionally, Section 1230 of the California Penal Code is amended to read, "Each county local Community Corrections Partnership established pursuant to subdivision (b) of Section 1230 shall recommend a local plan to the County Board of Supervisors for the implementation of the 2011 public safety realignment. (b) The plan shall be voted on by an executive committee of each county's Community Corrections Partnership consisting of the Chief Probation Officer of the county as chair, a Chief of Police, the Sheriff, the District Attorney, the Public Defender, presiding Judge or his or her designee, and the department representative listed in either Section 1230(b)(2)(G), 1230(b)(2)(H) or 1230(b)(2)(J) as designated by the county Board of Supervisors for purposes related to the development and presentation of the plan. (c) The plan shall be deemed accepted by the Board of Supervisors unless rejected by a vote of 4/5ths in which case the plan goes back to the Community Corrections Partnership Executive Committee for further consideration. (d) Consistent with local needs and resources, the plan may include recommendations to maximize the effective investment of criminal justice resources in evidence based correctional sanctions and programs, including, but not limited to, new positions, day reporting centers, drug courts, residential multi-service centers, mental health treatment programs, electronic monitoring and GPS monitoring programs, victim restitution programs, counseling programs, community service programs, educational programs, and work training programs."

Key members of the Inyo County Community Corrections Partnership (CCP) include:

Executive Committee

Jeffrey L. Thomson, Chief Probation Officer (Chair)

Thomas Hardy, Inyo County District Attorney (Also representing Victim's Services)

Bill Lutze, Inyo County Sheriff

Ted Stec, Bishop Chief of Police

Jean Turner, Health and Human Services Director

A Representative of the Public Defender

MAJOR ACCOMPLISHMENTS IN FISCAL YEAR 2016-2017

- Expanded adult services by offering additional MRT classes in jail and MRT classes out of custody.
- Since hiring a Re-entry Coordinator in 2014 the recidivism rate for PRCS have been reduced from 69% in 2014 to 35% in 2017. Mandatory supervision recidivism rate is 14% in 2017. The goals set were to reduce recidivism by 10% over a 4 year period.
- Sent a team to Stepping Up: The California Summit; a National initiative to begin addressing mental health issues in our jail.
- Implemented the first phases of a comprehensive re-entry program.

GOALS FOR FISCAL YEAR 2017-2018

- Expand support for the re-entry case management both in-custody and out-of-custody.
- Expand in-custody services to inmates including educational, vocational, and life skills.
- Continue the implementation and support of the re-entry program as resources allow.
- Complete integration of our case management system with agency partners.

DEPARTMENTAL BUDGET REQUEST FOR FISCAL YEAR 2017-2018

The Department's Fiscal Year 2017-2018 Requested Budget represents an overall decrease of \$14,008 in expenditures, and a decrease of \$14,008 in revenues, when compared to the Fiscal Year 2016-2017 Board Approved Budget. As a result, the Requested Net County Cost is increased by \$0.

The Criminal Justice Realignment budget is state monies provided to counties to provide programs and services within the criminal justice system. The funds are utilized as approved by the Inyo County Board of Supervisors on a reimbursement basis. It is anticipated that the state base allocation of AB109 funds for the FY17-18 will be \$762,004 based on the Governor's January 2017-2018 proposed budget. This does not include the estimated FY 16-17 growth funds nor does it include the estimated CCP planning funds.

Personnel Costs did not change compared to the Fiscal Year 2016-2017 Board Approved Budget.

Revenues

4460 (REALIGNMENT - 2011) decreased by \$14,008: This budget is funded by the Public Safety Realignment Trust on a reimbursement basis. The overall expenditures for this budget have been reduced, therefore the amount of revenue being requested is reduced.

Personnel

The Department's Requested Budget represents an increase in the number of fulltime equivalent (FTE) positions that are supported by this budget.

Due to recruiting difficulties, this year there has been a request to change the psychotherapist position to an HHS Specialist position. In addition, instead of 25% of a DPO salary, it is requested that 100% of a DPO salary be provided by criminal justice realignment funds. The probation department will have a DPO dedicated to realignment activities.

Both of these expenditures are being requested with the understanding that the Board of Supervisors can grant the request and contingent upon future funding by the Board of Supervisors.

Services & Supplies

(There are no changes in this object category from the previous fiscal year.)

Support & Care of Persons

(There are no changes in this object category from the previous fiscal year.)

Fixed Assets

(There are no changes in this object category from the previous fiscal year.)

FISCAL YEAR 2017-2018 REDUCTION IMPACTS TO BASE BUDGET

In November of 2012, the voters of California passed Proposition 30 which created a constitutional amendment prohibiting the Legislature from reducing or removing Realignment funding to the counties. However, reduction in funding levels would severely impact the programs and services that are currently being offered by the Sheriff's Office, Health and Human Services Department, the District Attorney's Department, and the Probation Department in Inyo County. Some examples include inmate educational and vocational programs, offender case management, and training.

FISCAL YEAR 2017-2018 STATE/FEDERAL FUNDING SUMMARY

The formula establishing statewide funding allotments for AB 109 implementation has not changed from the previous year.

The funding available through AB 109 is based on a weighted formula containing the following elements:
2017-18 BASE ALLOCATION (ESTABLISHING BASE SHARE)

The formula - which will establish each county's base share - contains factors in three categories, weighted as follows:

-Caseload: 45% (-)

Caseload recognizes the quantifiable effects of 2011 realignment on local public safety services.

It includes I170(h) jail inmates, the post-release community supervision population, and felony probation caseload.

Crime and population: 45% (-)

Crime and population factors recognize general county costs and the costs of diversion programs not otherwise captured in caseload data. This category includes adult population (ages 18-64) and the number of serious crimes.

-Special factors: 10% (+)

The special factors category recognizes socio-economic and other unique factors that affect counties' ability to implement realignment. This category includes poverty, small county minimums, and impacts of state prisons on host counties.

FISCAL YEAR 2017-2018 REGULATORY COMPLIANCE SUMMARY

AB 109 reduces the number of offenders incarcerated in the state prison and releases low level offenders (non-sexual, non-violent and non-serious offenders) to counties of commitment. It also changes the California Penal Code and sentencing practices to keep these low level offenders from being committed to the state prison. Community Corrections as detailed in the Realignment Act are non-prison sanctions imposed by a court that move offenders through a system of services that are evidence based and available to those who will most likely benefit from them, thereby redeeming both offenders and economies. The magnitude and scope of the legislation has required a paradigm shift for the criminal justice system in Inyo County. The justice partners, in conjunction with the Community Corrections Partnership stand ready and competent to provide public safety services, mindful of the realignment focus on evidence based practice solutions for alternatives to incarceration and reentry joined with public services.

MAJOR POLICY CONSIDERATIONS BEING REQUESTED

Due to the lack of recruitment success for a psychotherapist position for the jail, it will be requested that a case manager (HHS Specialist) position be recruited to provide assistance to the existing re-entry services coordinator. In addition, it will be requested that 100% of a DPO salary is funded with AB109 funds as a DPO will be dedicated to AB109 case management activities.

Depending on state legislature, the pre-trial program already implemented by the Probation Department may experience an increase in numbers supervised by the Probation Department. Currently there is a bill that will affect how bail is used in the judicial system.

COUNTY OF INYO

BUD002A - BUDGET REQUESTS

RUNDATE: 06/30/2017 TODAY'S DATE: 08/18/2017

FOR FISCAL YEARS: 07/01/2015 - 06/30/18

	YTD ACTUALS 06/30/2016	BOARD APPROVED 06/30/2017	WORKING BUDGET 06/30/2017	YTD ACTUALS 06/30/2017	DEPT REQUESTED 06/30/2018	CAO RECOMM 06/30/2018	BOARD APPROVED 06/30/2018
BUDGET UNIT: 023002 CRIMINAL JUSTICE-REALIGNMENT							
FUND: 0004 CRIMINAL JUSTICE-REALIGNMENT							
REVENUES:							
4460 - REALIGNMENT - 2011	\$141,789	\$521,365	\$521,365	\$241,823	\$507,357	\$507,357	\$0
AID FROM OTHER GOVT AGENCIES	\$141,789	\$521,365	\$521,365	\$241,823	\$507,357	\$507,357	\$0
TOTAL REVENUES:	<u>\$141,789</u>	<u>\$521,365</u>	<u>\$521,365</u>	<u>\$241,823</u>	<u>\$507,357</u>	<u>\$507,357</u>	<u>\$0</u>
EXPENSES:							
5121 - INTERNAL CHARGES	\$141,789	\$521,365	\$521,365	\$241,823	\$507,357	\$507,357	\$0
INTERNAL CHARGES	\$141,789	\$521,365	\$521,365	\$241,823	\$507,357	\$507,357	\$0
TOTAL EXPENSES:	<u>\$141,789</u>	<u>\$521,365</u>	<u>\$521,365</u>	<u>\$241,823</u>	<u>\$507,357</u>	<u>\$507,357</u>	<u>\$0</u>
BUDGET UNIT: 023002 CRIMINAL JUSTICE-REALIGNMENT	\$0	\$0	\$0	\$0	\$0	\$0	\$0

JUVENILE INSTITUTIONS

023100

DEPARTMENTAL FUNCTIONS

This budget includes both Juvenile Probation Division and the Special Purpose Juvenile Center.

Special Purpose Juvenile Center- The Juvenile Center is a secure facility, which last year was transitioned from a full service facility to a special purpose facility. A special purpose facility is used for the temporary detention of a youth up to ninety-six (96) hours. Currently the Juvenile Center is being used as a weekend commit program. The primary function of the Juvenile Center is to provide a safe and secure environment for juvenile offenders. A secondary function of the Juvenile Center is to offer resources to minors in an effort to rehabilitate young lives.

Juvenile Division - The Juvenile Division's primary function is to protect the community through the effective supervision of youth placed on probation. This is accomplished by enforcing court orders, assisting victims, and utilizing local and out of county resources in order to facilitate the rehabilitation of young offenders. The average caseload size was forty (40) probationers being supervised by (2) Deputy Probation Officers and one (1) Probation Assistant. In addition, the Probation Department has provided over 300 hours of community service.

In 2016, there were 49 PACT Risk/Needs pre-screens and assessments completed. This number of screens was increased by 21 from last year. It was determined that 21.4% are considered high risk to reoffend, 35.7% are moderate risk, and 42.9% are low risk to reoffend.

MAJOR ACCOMPLISHMENTS IN FISCAL YEAR 2016-2017

- Transitioned the Juvenile Center from full service to special purpose and implemented a weekend commit program. In addition, the existing group counselors were reclassified to Rehabilitation Specialists and they are now providing services to youth in the schools and the community.
- Rehabilitation Specialists offer support for the new Keith Bright School located on the Jill Kinmont Boothe School campus.
- Rehabilitation Specialists and Juvenile Probation Officers have received over 140 hours of community based training to help with working with youth and families. In addition, all juvenile division staff completed the required STC training hours.
- Trained two (2) Rehabilitation Specialists in Moral Reconciliation Training and implemented Probation managed MRT groups for juveniles as well as adults.
- Collaborated with Health and Human Services to provide drug and alcohol education programs to students at Bishop Union High School.

GOALS FOR FISCAL YEAR 2017-2018

- Implement an after-school program to provide services to at-risk youth after school hours. The program will give schools throughout the county the ability to offer their students various programs provided by and supervised by Rehabilitation Specialists.
- Implement a non-secure weekend program to provide educational, vocational, and recreational programs to youth in our communities. This program will also provide a non-secure type sanction for youth who violate their probation terms.
- Provide expanded juvenile services to youth and their families using existing highly trained staff in a collaborative service delivery model.
- Expand the use of electronic monitoring program as an alternative to detention.

DEPARTMENTAL BUDGET REQUEST FOR FISCAL YEAR 2017-2018

The Department's Fiscal Year 2017-2018 Requested Budget represents an overall decrease of \$112,192 in expenditures, and an increase of \$59,209 in revenues, when compared to the Fiscal Year 2016-2017 Board Approved Budget. As a result, the Requested Net County Cost is decreased by \$171,401.

The model that was submitted proposes for two (2) full-time Rehabilitation Specialist positions to move over to the HHS budget, resulting in a reduction of salaries. Without a full service juvenile hall, the Holiday Overtime budget was reduced. Some fixed personnel cost expenditures decreased as well including PERS retirement and medical insurance.

The juvenile institutions budget revenues increased due to the increased revenue from YOBG funds providing for additional programs and services for youth and families outside of the juvenile hall. Extra training was budgeted with YOBG funds to help staff work with youth and families.

Personnel Costs decreased by \$107,593 compared to the Fiscal Year 2016-2017 Board Approved Budget, due to the budget model submitted proposes to move two (2) full-time Rehabilitation Specialist salaries to the HHS budget. In addition, there were some personnel cost percentages shifted from the juvenile institutions budget to the probation general budget.

Revenues

4483 (STANDARDS & TRAIN FOR CORRECT) decreased by \$1,140: STC funds are allocated based on the number of positions within the probation department and an annual training plan; **4499** (STATE OTHER) increased by \$67,369: With increased juvenile services and programs provided by probation outside of the juvenile facility, an increase of YOBG funds have been recognized; **4998** (OPERATING TRANSFERS IN) decreased by \$7,020: We are requesting operating transfers in to cover the annual inspection of the Fire Suppression System at a cost of \$7,242. This cost went up from last year.

Personnel

The Department's Requested Budget represents a decrease in the number of fulltime equivalent (FTE) positions that are supported by this budget.

The model that was submitted proposes for two (2) full-time Rehabilitation Specialist positions to move over to the HHS budget.

Services & Supplies

5131 (FOOD & HOUSEHOLD SUPPLIES) decreased by \$3,000: The number of youth held on the weekends continue to be low. This budget item was reduced to reflect estimated costs; **5232** (OFFICE & OTHER EQUIP < \$5,000) decreased by \$1,400: There were no items budgeted for this; **5260** (HEALTH - EMPLOYEE PHYSICALS) increased by \$1,200: A new DPO will be hired. This item will be paid for with non-general fund dollars (YOBG); **5265** (PROFESSIONAL & SPECIAL SERVICE) increased by \$322: The fire suppression service cost increased from last year. In addition, a 1 time destruction of files cost was included; **5311** (GENERAL OPERATING EXPENSE) increased by \$1,315: Youth program materials were increased. The increases will be provided by non-general fund dollars (YOBG); **5331** (TRAVEL EXPENSE) decreased by \$1,884: A rehabilitation specialist CORE was removed.

Support & Care of Persons

(There are no changes in this object category from the previous fiscal year.)

Fixed Assets

(There are no changes in this object category from the previous fiscal year.)

FISCAL YEAR 2017-2018 REDUCTION IMPACTS TO BASE BUDGET

A significant reduction in general fund contribution to this year's budget could result in the loss of personnel and possibly the loss of certain programs and services offered to youth and families. The department will meet budget targets by attempting to continue to decrease the number of out of home placements and offer alternatives to detention in the appropriate cases. Many of the new programs and services that are being provided by Probation will be funded with YOBG funds to help adhere to the budget parameter guidelines for FY 17-18.

FISCAL YEAR 2017-2018 STATE/FEDERAL FUNDING SUMMARY

Standards and Training for Corrections - These funds for the time being are relatively stable. These funds help defray the total cost of training Deputy Probation Officers and Rehabilitation Specialists. They were never intended to completely cover the costs of training probation staff to the high standards (40 hours annually) that are required.

Social Services Realignment - These dollars come from social services through the State. As with most items, the budgeted revenue is purely an estimate. These funds are used for the general operation of the Probation Department including some salaries and benefits.

Maintenance of Effort, Prop 172 - A state fund that is based on sales tax. This is a stable funding stream. It is projected to remain the same based on last year's actuals. These funds are used for the general operation of the Probation Department including some salaries and benefits.

JPA/JPF, Juvenile Probation Fund- State funding critical to law enforcement that is funded by Vehicle License Fees (VLF). These funds are used for the general operation of the Probation Department including some salaries and benefits.

Board of State and Community Corrections (BSCC) - Youth Offender Block Grant (YOBG) is a State-funding source to help defray the costs of programming and services for youth who no longer will be accepted in the Division of Juvenile Justice (DJJ). There have been no proposals for any cuts to these funds. These funds are to be used solely on juvenile programs, case management, operations, and facilities. It is anticipated that \$207,473 will be expended this fiscal year on programs and projects including but not limited to staff training, electronic monitoring, mental health services for youth, drug testing, case plan development, cognitive behavioral programs, after school programs at the Juvenile Center and in the community, risk/needs assessments, and capital improvements to the Juvenile Center.

FISCAL YEAR 2017-2018 REGULATORY COMPLIANCE SUMMARY

DPOs are required to complete forty (40) hours of STC certified training each year. Rehabilitation Specialists are required to complete twenty-four (24) hours of STC certified training each year. The STC allocation depends on compliance with this requirement.

All juvenile detention facilities, including special purpose facilities have certain standards and requirements pursuant to Title 15, which must be adhered to for the safety and protection of detained minors.

DPOs are required, pursuant to Title IV-E, to visit a minor who has been removed from his/her home on a monthly basis. Failure to do so could result in penalties assessed to the County.

All new DPOs and Rehabilitation Specialists have to complete pre-employment background screens. In addition, each DPO and Senior Rehabilitation Specialist must complete CORE training and PC 832 training within the first year of employment.

MAJOR POLICY CONSIDERATIONS BEING REQUESTED

Determine the best way to utilize Rehabilitation Specialists collaboratively with Health and Human Services in order to provide services to our area youth in the most effective and cost efficient manner, including the possibility of sharing staff between departments when providing certain services that can be funded with non-general fund dollars.

The Probation Department plans to operate a weekend commit program for youth offering programs and services while detained on the weekends. In addition, the Probation Department plans to implement an expanded juvenile services delivery system after-school hours throughout the County, utilizing existing Rehabilitation Specialists. As a component of the expanded hours, non-secure educational, vocational, and recreational programs will be offered during scheduled weekends throughout the year.

The secure weekend program will be monitored closely in order to determine future needs. In the event a secure weekend program is not needed due to the lack of youth ordered to participate, additional part-time staff may be needed to provide transportation to and from out-of-county detention facilities.

The Probation Department will continue to explore different options for alternatives to secure detention with the appropriate cases including home supervision detention, electronic monitoring, and temporary detention in local foster homes.

With the hiring of a new officer, the juvenile division will have the opportunity to reorganize and provide for more collaborative opportunities with HHS working with youth and their families.

COUNTY OF INYO

BUD002A - BUDGET REQUESTS

RUNDATE: 06/30/2017 TODAY'S DATE: 08/18/2017

FOR FISCAL YEARS: 07/01/2015 - 06/30/18

	YTD ACTUALS 06/30/2016	BOARD APPROVED 06/30/2017	WORKING BUDGET 06/30/2017	YTD ACTUALS 06/30/2017	DEPT REQUESTED 06/30/2018	CAO RECOMM 06/30/2018	BOARD APPROVED 06/30/2018
BUDGET UNIT: 023100 JUVENILE INSTITUTIONS							
FUND: 0001 GENERAL FUND							
REVENUES:							
4420 - SOCIAL SERVICE REALIGNMENT	\$76,434	\$76,435	\$76,435	\$25,478	\$76,435	\$76,435	\$0
4460 - REALIGNMENT - 2011	\$0	\$17,578	\$17,578	\$0	\$17,578	\$17,578	\$0
4483 - STANDARDS & TRAIN FOR CORRECT	\$4,249	\$6,240	\$5,100	\$4,488	\$5,100	\$5,100	\$0
4485 - STATE - PUBLIC SAFETY SERVICES	\$186,168	\$195,000	\$195,000	\$194,863	\$195,000	\$195,000	\$0
4499 - STATE OTHER	\$292,387	\$365,104	\$365,104	\$319,571	\$432,473	\$432,473	\$0
4552 - FEDERAL OTHER	\$14,766	\$0	\$12,411	\$22,392	\$0	\$22,000	\$0
AID FROM OTHER GOVT AGENCIES	\$574,006	\$660,357	\$671,628	\$566,794	\$726,586	\$748,586	\$0
4998 - OPERATING TRANSFERS IN	\$7,020	\$7,020	\$7,020	\$7,020	\$0	\$7,242	\$0
OTHER FINANCING SOURCES	\$7,020	\$7,020	\$7,020	\$7,020	\$0	\$7,242	\$0
4952 - OUTSIDE CONTRACT	\$8,455	\$0	\$285	\$285	\$0	\$0	\$0
4961 - REIMBURSED EXPENSES	\$412	\$350	\$165	\$165	\$350	\$350	\$0
OTHER REVENUE	\$8,867	\$350	\$450	\$450	\$350	\$350	\$0
TOTAL REVENUES:	\$589,893	\$667,727	\$679,098	\$574,264	\$726,936	\$756,178	\$0
EXPENSES:							
5001 - SALARIED EMPLOYEES	\$951,371	\$786,267	\$786,266	\$720,883	\$669,213	\$779,026	\$0
5003 - OVERTIME	\$30,602	\$38,000	\$33,369	\$24,743	\$20,000	\$20,000	\$0
5004 - STANDBY TIME	\$205	\$1,000	\$1,000	(\$200)	\$1,000	\$1,000	\$0
5005 - HOLIDAY OVERTIME	\$33,075	\$32,775	\$32,775	\$9,957	\$10,000	\$10,000	\$0
5012 - PART TIME EMPLOYEES	\$59,365	\$59,456	\$59,456	\$36,937	\$149,406	\$149,406	\$0
5021 - RETIREMENT & SOCIAL SECURITY	\$80,212	\$65,353	\$65,353	\$61,276	\$62,751	\$71,153	\$0
5022 - PERS RETIREMENT	\$237,220	\$203,870	\$203,870	\$186,537	\$111,267	\$125,520	\$0
5024 - RETIREMENT-UNFUNDED LIAB	\$0	\$0	\$0	\$0	\$123,599	\$123,599	\$0
5031 - MEDICAL INSURANCE	\$230,353	\$232,710	\$232,710	\$189,516	\$174,010	\$201,624	\$0
5032 - DISABILITY INSURANCE	\$7,941	\$8,543	\$8,543	\$6,621	\$6,694	\$7,792	\$0
5034 - EDUCATION REIMBURSEMENT	\$0	\$0	\$0	\$0	\$350	\$350	\$0
5042 - SICK LEAVE BUY OUT	\$7,304	\$8,567	\$4,068	\$4,067	\$218	\$218	\$0
5043 - OTHER BENEFITS	\$15,130	\$0	\$3,767	\$9,017	\$1,440	\$1,440	\$0
5111 - CLOTHING	\$2,300	\$4,500	\$4,500	\$1,720	\$3,500	\$3,500	\$0

COUNTY OF INYO

BUD002A - BUDGET REQUESTS

RUNDATE: 06/30/2017 TODAY'S DATE: 08/18/2017

FOR FISCAL YEARS: 07/01/2015 - 06/30/18

	YTD ACTUALS 06/30/2016	BOARD APPROVED 06/30/2017	WORKING BUDGET 06/30/2017	YTD ACTUALS 06/30/2017	DEPT REQUESTED 06/30/2018	CAO RECOMM 06/30/2018	BOARD APPROVED 06/30/2018
SALARIES & BENEFITS	\$1,655,083	\$1,441,041	\$1,435,677	\$1,251,079	\$1,333,448	\$1,494,628	\$0
5112 - PERSONAL & SAFETY EQUIPMENT	\$273	\$3,000	\$3,000	\$165	\$3,000	\$1,500	\$0
5114 - INMATE CLOTHING	\$12	\$1,000	\$1,000	\$0	\$1,000	\$250	\$0
5122 - CELL PHONES	\$2,736	\$2,706	\$2,831	\$1,866	\$2,706	\$2,706	\$0
5131 - FOOD & HOUSEHOLD SUPPLIES	\$8,031	\$8,000	\$7,835	\$1,417	\$5,000	\$3,000	\$0
5173 - MAINTENANCE OF EQUIPMENT-MATER	\$151	\$500	\$500	\$0	\$500	\$500	\$0
5191 - MAINTENANCE OF STRUCTURES	\$0	\$500	\$500	\$0	\$500	\$500	\$0
5232 - OFFICE & OTHER EQUIP < \$5,000	\$0	\$1,400	\$1,400	\$1,086	\$0	\$0	\$0
5260 - HEALTH - EMPLOYEE PHYSICALS	\$0	\$0	\$0	\$0	\$1,200	\$1,200	\$0
5265 - PROFESSIONAL & SPECIAL SERVICE	\$26,074	\$94,020	\$97,134	\$22,225	\$94,342	\$94,342	\$0
5291 - OFFICE, SPACE & SITE RENTAL	\$695	\$720	\$760	\$758	\$720	\$720	\$0
5311 - GENERAL OPERATING EXPENSE	\$15,422	\$27,140	\$29,107	\$18,448	\$28,455	\$28,455	\$0
5331 - TRAVEL EXPENSE	\$25,341	\$16,464	\$16,464	\$13,765	\$14,580	\$14,580	\$0
5351 - UTILITIES	\$209	\$426	\$426	\$233	\$426	\$426	\$0
SERVICES & SUPPLIES	\$78,950	\$155,876	\$160,957	\$59,968	\$152,429	\$148,179	\$0
5121 - INTERNAL CHARGES	\$251	\$425	\$425	\$186	\$425	\$425	\$0
5123 - TECH REFRESH EXPENSE	\$4,372	\$5,244	\$5,244	\$5,244	\$5,217	\$5,217	\$0
5128 - INTERNAL SHREDDING CHARGES	\$318	\$287	\$287	\$287	\$300	\$300	\$0
5129 - INTERNAL COPY CHARGES (NON-IS)	\$2,730	\$2,943	\$2,943	\$2,556	\$2,083	\$2,083	\$0
5152 - WORKERS COMPENSATION	\$18,108	\$24,617	\$24,617	\$24,617	\$27,523	\$27,523	\$0
5155 - PUBLIC LIABILITY INSURANCE	\$42,504	\$35,224	\$35,224	\$35,223	\$36,640	\$36,640	\$0
5333 - MOTOR POOL	\$21,698	\$34,344	\$34,344	\$30,010	\$29,744	\$29,744	\$0
INTERNAL CHARGES	\$89,982	\$103,084	\$103,084	\$98,124	\$101,932	\$101,932	\$0
5501 - SUPPORT & CARE OF PERSONS	\$40,963	\$27,000	\$27,395	\$23,670	\$27,000	\$27,000	\$0
OTHER CHARGES	\$40,963	\$27,000	\$27,395	\$23,670	\$27,000	\$27,000	\$0
5640 - STRUCTURES & IMPROVEMENTS	\$0	\$6,500	\$0	\$0	\$6,500	\$6,500	\$0
5650 - EQUIPMENT	\$0	\$0	\$5,147	\$5,147	\$0	\$0	\$0
FIXED ASSETS	\$0	\$6,500	\$5,147	\$5,147	\$6,500	\$6,500	\$0
TOTAL EXPENSES:	\$1,864,980	\$1,733,501	\$1,732,260	\$1,437,991	\$1,621,309	\$1,778,239	\$0
BUDGET UNIT: 023100 JUVENILE INSTITUTIONS	(\$1,275,086)	(\$1,065,774)	(\$1,053,162)	(\$863,727)	(\$894,373)	(\$1,022,061)	\$0

OUT OF COUNTY-JUVENILE HALL 023101

DEPARTMENTAL FUNCTIONS

This budget was created to fund and track expenses associated with the transition of the Inyo County Juvenile Center from a full service facility to a special purpose facility (aka Weekend-Only Juvenile Hall) and placing detained youth in out-of-county facilities. The costs are based on data provided by the Probation department and estimations based on the previous seven (7) months. Because juvenile detentions are difficult to estimate and the fact that a small sample size of seven (7) months is available, additional funds are being budgeted to allow for some flexibility in the numbers of juveniles estimated to be detained over the next twelve (12) months.

In the last seven (7) months, there have been six (6) mid-week detentions for a total of 303 days. The average is one (1) detention per month. It is estimated that there will be three (3) youth detained in out-of-county beds every day of the year. (Bed costs are based on using the most used facility (El Dorado Juvenile Hall) at a cost \$100 per day. There will be an estimated 144 round trips per year assuming that each of the three (3) average detained juveniles will require 4 court hearings. These trips assume traveling to the facility used the most frequently (El Dorado Juvenile Hall in South Lake Tahoe) approximately 10 hours each trip.

In addition to funding overtime costs associated with transporting juveniles out of the county, and back to the County for Court hearings, the budget also provides standby and call out costs for employees for after hour calls - at an approximate cost of \$57,000.

MAJOR ACCOMPLISHMENTS IN FISCAL YEAR 2016-2017

- In the seven (7) months since the transition of the Juvenile Center from a full service facility to a special purpose facility, there have been six (6) out-of-county detentions for a total of 303 days. Three (3) of the six (6) detentions were the failure to complete the weekend program and one (1) was the result of a warrant issued for arrest.
- There have been no call-outs requiring an officer to respond on-site. As a result very little over-time after-hours has been paid.
- Implemented an on-call schedule to use existing staff, full and part-time, to provide safe and secure transportation of youth to out-of-county facilities when needed.

GOALS FOR FISCAL YEAR 2017-2018

- Effectively utilize out-of-county facilities to detain juvenile offenders in a manner that ensures the safety of the community and the well-being of the youth.
- During the transition of the Juvenile Hall to a Special Purpose Facility (aka Weekend-Only Juvenile Hall) ensure that expenditures for out of county detentions are properly tracked and accounted for, and carefully monitored.

DEPARTMENTAL BUDGET REQUEST FOR FISCAL YEAR 2017-2018

The Department's Fiscal Year 2017-2018 Requested Budget represents an overall decrease of \$401,332 in expenditures, and an increase of \$0 in revenues, when compared to the Fiscal Year 2016-2017 Board Approved Budget. As a result, the Requested Net County Cost is decreased by \$401,332.

Last year was a transition year for the Inyo County Juvenile Center. There were two (2) vacancies created when two (2) existing Supervisors retired. As a placeholder, the two (2) budgeted salaries were placed in the new out-of-county budget. It was determined that in FY 17-18, these position are not needed and therefore will not be budgeted. The positions will be deleted from the authorized staffing level. In addition, based on current use estimates, the out-of-county contract expenditures have been reduced to reflect an average of 3 youth detained every day for 12 months at \$100 per day (the rate of the juvenile hall most frequently used). Motor pool costs were also reduced to best reflect prior actuals.

Personnel Costs decreased by \$201,306 compared to the Fiscal Year 2016-2017 Board Approved Budget, due to removing them from the out-of-county budget and placing them in the Juvenile Institutions budget.

Revenues

(There are no changes in this object category from the previous fiscal year.)

Personnel

The Department's Requested Budget represents a decrease in the number of fulltime equivalent (FTE) positions that are supported by this budget.

Two (2) existing Supervising Group Counselor salaries from FY 16-17 were budgeted as a placeholder in the out-of-county budget. For FY 17-18, these positions will not be filled and the two (2) budgeted Supervising Group Counselor salaries will be deleted from this budget.

Services & Supplies

5265 (PROFESSIONAL & SPECIAL SERVICE) decreased by \$175,500: Reduced the estimated number of youth from 4 to 3 youth detained every day for 12 months at a rate of \$100/day; **5331** (TRAVEL EXPENSE) increased by \$12,000: Estimated additional travel expense due to the number of trips (144) estimated to and from out-of-county juvenile facilities.

Support & Care of Persons

(There are no changes in this object category from the previous fiscal year.)

Fixed Assets

(There are no changes in this object category from the previous fiscal year.)

FISCAL YEAR 2017-2018 REDUCTION IMPACTS TO BASE BUDGET

Not applicable

FISCAL YEAR 2017-2018 STATE/FEDERAL FUNDING SUMMARY

Not applicable

FISCAL YEAR 2017-2018 REGULATORY COMPLIANCE SUMMARY

Not applicable

MAJOR POLICY CONSIDERATIONS BEING REQUESTED

Not applicable

COUNTY OF INYO

BUD002A - BUDGET REQUESTS

RUNDATE: 06/30/2017 TODAY'S DATE: 08/18/2017

FOR FISCAL YEARS: 07/01/2015 - 06/30/18

	YTD ACTUALS 06/30/2016	BOARD APPROVED 06/30/2017	WORKING BUDGET 06/30/2017	YTD ACTUALS 06/30/2017	DEPT REQUESTED 06/30/2018	CAO RECOMM 06/30/2018	BOARD APPROVED 06/30/2018
BUDGET UNIT: 023101 OUT OF COUNTY-JUVENILE HALL							
FUND: 0001 GENERAL FUND							
EXPENSES:							
5001 - SALARIED EMPLOYEES	\$0	\$143,910	\$175,050	\$0	\$0	\$0	\$0
5003 - OVERTIME	\$0	\$109,536	\$24,396	\$3,576	\$20,000	\$23,725	\$0
5004 - STANDBY TIME	\$0	\$28,860	\$38,860	\$40,268	\$57,000	\$57,200	\$0
5012 - PART TIME EMPLOYEES	\$0	\$0	\$65,000	\$0	\$0	\$0	\$0
5021 - RETIREMENT & SOCIAL SECURITY	\$0	\$0	\$1,000	\$102	\$1,000	\$1,000	\$0
5022 - PERS RETIREMENT	\$0	\$0	\$1,200	\$112	\$1,000	\$1,000	\$0
5031 - MEDICAL INSURANCE	\$0	\$0	\$1,000	\$218	\$1,000	\$1,000	\$0
5032 - DISABILITY INSURANCE	\$0	\$0	\$800	\$0	\$1,000	\$1,000	\$0
SALARIES & BENEFITS	\$0	\$282,306	\$307,306	\$44,278	\$81,000	\$84,925	\$0
5265 - PROFESSIONAL & SPECIAL SERVICE	\$0	\$255,500	\$220,500	\$28,260	\$80,000	\$109,500	\$0
5331 - TRAVEL EXPENSE	\$0	\$0	\$10,000	\$4,936	\$12,000	\$12,300	\$0
SERVICES & SUPPLIES	\$0	\$255,500	\$230,500	\$33,196	\$92,000	\$121,800	\$0
5333 - MOTOR POOL	\$0	\$61,526	\$61,526	\$9,629	\$25,000	\$37,856	\$0
INTERNAL CHARGES	\$0	\$61,526	\$61,526	\$9,629	\$25,000	\$37,856	\$0
TOTAL EXPENSES:	\$0	\$599,332	\$599,332	\$87,104	\$198,000	\$244,581	\$0
BUDGET UNIT: 023101 OUT OF COUNTY-JUVENILE HALL	\$0	(\$599,332)	(\$599,332)	(\$87,104)	(\$198,000)	(\$244,581)	\$0

PLANNING & ZONING

023800

DEPARTMENTAL FUNCTIONS

The Planning Department provides services to applicants, other agencies, and residents in matters of property development, land use, policy and planning, subdivision, and environmental review. It is responsible for administration and enforcement of State and local laws regarding planning and mining - in particular the Inyo County General Plan and County Ordinances including the Zoning Ordinance [Inyo County Code (ICC) Chapter 18], the California Environmental Quality Act (CEQA) and the County's CEQA Procedures (ICC Title 15), the Subdivision Map Act and the County's subdivision regulations (ICC Title 16), surface mining and land reclamation (ICC Chapter 7.70), ICC Chapter 22, Enforcement of County the County Code's Title 18; and other miscellaneous code sections. The Department also staffs the Yucca Mountain Repository Assessment Office (YMRAO) and pursuant to contract the Inyo Local Agency Formation Commission (LAFCO).

MAJOR ACCOMPLISHMENTS IN FISCAL YEAR 2016-2017

- Continued work on Specific Plans for Southeast County communities: Charleston View, Tecopa and Shoshone.
- The County worked with other interested parties in the No. Sierra Highway Corridor Plan to expand the scope of work to include a Specific Plan. In 2016, the County and its partners selected a consultant to assist in the planning process and convened an Advisory Committee to assist with coordination between the many participating agencies. Preliminary outreach was conducted, existing conditions were assessed, and a visioning exercise was initiated. A Charrette was held to brainstorm ideas for the Plan, and a draft Plan is anticipated to be completed in late 2017.
- Participated in numerous planning efforts for other agencies, including continued coordination with the Forest Service regarding the Inyo National Forest Plan Update/Revision; continued to monitor implementation of the 2012 Forest Service Planning Rule; monitored and responded to the U.S. Fish and Wildlife Service's (USFWS) numerous species listing proposals pursuant to the Federal Endangered Species Act (FESA); continued effort and coordination in the Owens Lake Master Plan/Project; continued coordinating with the National Park Service for the Saline Valley Warm Springs Management Wilderness Plan; continued coordination with the Bureau of Land Management on the Desert Renewable Energy Conservation Plan and the proposed Plan Amendment for the West Mojave (WEMO) Plan, Motorized Vehicle Access Element; continued to participate in the Rural Desert Southwest Brownfield Coalition (RDSBC) grant and attending conferences and meetings; worked with County Counsel to analyze the State's new medical marijuana legislation and California Proposition 64; enacted an Interim Urgency Ordinance to temporarily prohibit new water-intensive agricultural uses in Pearsonville and began planning efforts to address the identified issues; coordinated with County Counsel and the County Administrator to develop and share a draft Tribal Consultation Policy with local Tribes; continued participation and coordination in the QuadState Local Government Authority; and, continued to provide oversight and comment on the Desert Renewable Energy Conservation Plan (DRECP) implementation phase.
- Consideration by the Planning Commission of the following projects: Conditional Use Permits-3, Zone Reclassifications-2, Variances-7, General Plan Amendments-2, Tentative Parcel Maps-1, Telecom Plan Amendments-1.

GOALS FOR FISCAL YEAR 2017-2018

- Rebuild the Planning Department, after the period of short staffing, into a well functioning team. Maintain a high level of customer service in an efficient and effective manner to successfully implement the County's planning programs, including the following: continue work on the North Sierra Highway Corridor & Specific Plans; participate in development of a comprehensive response to the evolving State marijuana regulations, provide support to the Public Works Department in the development of an EIS for County maintained roads on Forest Service land; and, continue the development of a Short-Term Vacation Rental Ordinance. Continue to work on the SE County Specific Plans. This entails completion of the design phase, public outreach and writing the Plans.
- Continue to participate in and influence the Inyo National Forest Plan Update/Revision as it heads into the final stage; continue/maintain efforts and coordination in the DRECP implementation, RETI 2.0, Natural Resources Advisory Committee (NRAC), Desert Protection Act, and the Saline Valley Plan.
- Continue to implement the Crystal Geyser/Roxane Bottling Plant and Coso Geothermal projects; continue the General Plan and Zoning Code update and environmental review; continue to assist the Public Works Department with the Mixed Use Roads Project; continue to monitor proposals to list and designate critical habitats by the USFWS and California Department of Fish and Wildlife proposals, and; continue to assist other departments and agencies in CEQA compliance.
- Meet all requirements relating to Surface Mining and Reclamation Act of 1975 (SMARA) and the County's mining regulations.
- Maintain current information on the website, as mandated by Government Code section 56150, process land use and planning projects that require Planning Commission review, and continue to staff the YMRAO and Inyo LAFCO.

DEPARTMENTAL BUDGET REQUEST FOR FISCAL YEAR 2017-2018

The Department's Fiscal Year 2017-2018 Requested Budget represents an overall decrease of \$169,477 in expenditures, and a decrease of \$248,866 in revenues, when compared to the Fiscal Year 2016-2017 Board Approved Budget. As a result, the Requested Net County Cost is increased by \$79,389.

Although there was an overall decrease in the department's expenditures, there is still a net cost increase. This net cost increase is related to costs associated with Inyo National Forest Plan Update/Revision; Specific Plan work outside of grant funding for the North Sierra Highway Project; work and advertising costs related to the County's evolving cannabis regulations; increases in personnel costs for medical and retirement; and, costs related to upgrading necessary software to be compatible with the County's computer operating system upgrade. Even more impactful to the department's net cost, however, is a large reduction in revenues. This is due to grant funding for the North Sierra Highway Plan coming to an end; reductions from taking away services from Adena Fansler (mining training) and Greg James (Munroe litigation); and, a \$40,000 loss to the 2017/2018 revenue that was in the 2016/2017 budget from an operating transfer. The Planning Department is requesting an operating transfer again for the 2017/2018 fiscal year to help offset the costs of: continued work on the Forest Plan Revision (\$10,000), costs related to work on the North Sierra Highway Specific Plan that will be conducted outside of the grant funded portion (\$20,000); and, Southeast County Specific Plans (\$10,000) that still have a significant amount of work to be completed.

If there are additional funding opportunities, the Planning Department would also like to request some for the continuation of the cannabis regulation project, predicted at about \$10,000.

Personnel Costs increased by \$14,891 compared to the Fiscal Year 2016-2017 Board Approved Budget, due to increases in retirement and medical costs to the department. Also, predictions for staff yet to be hired were conservative.

Revenues

4498 (STATE GRANTS) decreased by \$150,000: North Sierra Highway Plan reduced to \$50,000; **4817** (LAFCO FEES) decreased by \$3,886: The status of the NIH/SMHD is still unknown therefore potential revenues regarding these are also unknown; **4819** (SERVICES & FEES) decreased by \$55,000: Coso Mitigation Monitoring reduced and Munroe litigation was completed; **4998** (OPERATING TRANSFERS IN) decreased by \$40,000: A \$40,000 operating transfer was included in the 2016-17 budget; **4922** (SALES OF COPIES) increased by \$20: Requests for large maps.

Personnel

The Department's Requested Budget represents no change in the number of fulltime equivalent (FTE) positions that are supported by this budget.

Two staff members will need to be hired to replace staff vacancies. Step changes will occur this fiscal year. No career ladder changes.

Services & Supplies

5122 (CELL PHONES) increased by \$240: Phones were upgraded and costs increased; **5232** (OFFICE & OTHER EQUIP < \$5,000) increased by \$1,668: Costs are related to upgrading software due to the County's upgrade to Windows 10 operating system; **5260** (HEALTH - EMPLOYEE PHYSICALS) increased by \$1,200: Anticipating 2 new employees; **5263** (ADVERTISING) increased by \$500: Cannabis meeting notifications and materials totaled about \$900; **5265** (PROFESSIONAL & SPECIAL SERVICE) decreased by \$185,000: Adena Fansler training services removed, Greg James Monroe litigation completed, RRM for NSH was reduced; **5311** (GENERAL OPERATING EXPENSE) increased by \$1,150: Cannabis meeting supplies and advertising.

Support & Care of Persons

(There are no changes in this object category from the previous fiscal year.)

Fixed Assets

(There are no changes in this object category from the previous fiscal year.)

FISCAL YEAR 2017-2018 REDUCTION IMPACTS TO BASE BUDGET

The budget is increasing in net County costs by approximately \$79,389. This is primarily due to the reductions in revenues. The North Sierra Hwy Project's grant funding is reduced this fiscal year to \$50,000 and the funds for Adena Fansler training services were removed; Greg James services for the Monroe litigation are completed; and there was a \$40,000 operating transfer in the 2016/2017 budget that is needed, but not included in this budget version. The continuation of the Wildan contract for the Forest Plan Revision review is also still needed. In order to reduce or eliminate this increase in net County costs, the \$10,000 Willdan contract for the Forest Plan update could be reduced or eliminated, other costs could be also reduced, or revenue projections could be increased. Reducing costs is difficult since these costs have already been reduced, and some of these costs are reimbursed and are necessary for Department operations (e.g., copies, travel, motor pool, supplies, personnel) as well as for fulfilling Board requested planning projects. Reducing personnel costs may not be effective since these costs would be transferred elsewhere, and revenue could also be reduced. The revenue projections could be increased to offset costs, but the conservative approach utilized is expected to better reflect fluctuating budget conditions. A couple of areas that could be considered is the SE County focused planning effort, which is

expected to result in about \$10,000 in costs to the Department next year; the specific plan completion for the North Sierra Highway planning efforts that are not covered by the grant that are estimated to cost the department \$\$\$; and, the Cannabis regulation work is estimated to be similar at around \$10,000. If staff were to instead focus on revenue projects, these costs could be avoided.

FISCAL YEAR 2017-2018 STATE/FEDERAL FUNDING SUMMARY

State funding is being provided for the North Sierra Highway Corridor Plan and Federal funding for the YMRAO program. At this time these revenue sources are stable, but the North Sierra Highway Corridor Plan funding is running out. The fund balance in the Yucca Mountain program can sustain limited related activities for the near future, but if the Yucca Mountain Repository proposal goes back into the licensing phase its fund balance will not last for long.

FISCAL YEAR 2017-2018 REGULATORY COMPLIANCE SUMMARY

The Zoning Code and General Plan are required to be periodically updated to reflect new regulations and practices. It is anticipated that the Department will need to expend significant resources to cannabis-related land use issues resulting from the new State regulations.

MAJOR POLICY CONSIDERATIONS BEING REQUESTED

The Zoning Code and General Plan are being updated in-house. Staff is also leading a multidisciplinary team to participate in the Update/Revision of the Inyo National Forest Plan and the Pearsonville land use planning effort. Staff is also involved in evaluating potential regulations for Short Term Vacation rentals. Staff will work with other County departments to react to the State's marijuana mandates and to implement the new Tribal Consultation Policy. The North Sierra Highway Corridor and Specific Plan, as well as the SE County Specific Plans are intended to provide visions and goals and to guide the future development in those areas, particularly Charleston View that is a clean slate with regard to land use and development.

COUNTY OF INYO

BUD002A - BUDGET REQUESTS

RUNDATE: 06/30/2017 TODAY'S DATE: 08/18/2017

FOR FISCAL YEARS: 07/01/2015 - 06/30/18

	YTD ACTUALS 06/30/2016	BOARD APPROVED 06/30/2017	WORKING BUDGET 06/30/2017	YTD ACTUALS 06/30/2017	DEPT REQUESTED 06/30/2018	CAO RECOMM 06/30/2018	BOARD APPROVED 06/30/2018
5122 - CELL PHONES	\$522	\$480	\$480	\$492	\$720	\$720	\$0
5171 - MAINTENANCE OF EQUIPMENT	\$0	\$100	\$100	\$0	\$100	\$100	\$0
5173 - MAINTENANCE OF EQUIPMENT-MATER	\$0	\$500	\$500	\$0	\$500	\$500	\$0
5232 - OFFICE & OTHER EQUIP < \$5,000	\$0	\$0	\$0	\$0	\$1,668	\$1,668	\$0
5260 - HEALTH - EMPLOYEE PHYSICALS	\$0	\$0	\$0	\$0	\$1,200	\$1,200	\$0
5263 - ADVERTISING	\$2,177	\$3,500	\$4,000	\$5,327	\$4,000	\$4,000	\$0
5265 - PROFESSIONAL & SPECIAL SERVICE	\$322,920	\$290,500	\$333,810	\$224,849	\$105,500	\$105,500	\$0
5311 - GENERAL OPERATING EXPENSE	\$8,191	\$7,975	\$9,000	\$8,150	\$9,125	\$9,125	\$0
5331 - TRAVEL EXPENSE	\$10,694	\$9,290	\$9,290	\$6,989	\$9,290	\$9,290	\$0
5351 - UTILITIES	\$1,079	\$1,140	\$1,140	\$1,079	\$1,140	\$1,140	\$0
SERVICES & SUPPLIES	\$345,586	\$313,635	\$358,470	\$247,038	\$133,393	\$133,393	\$0
5121 - INTERNAL CHARGES	\$1,229	\$10,150	\$10,150	\$4,235	\$4,850	\$4,850	\$0
5123 - TECH REFRESH EXPENSE	\$2,390	\$3,446	\$3,446	\$3,446	\$5,092	\$5,092	\$0
5124 - EXTERNAL CHARGES	\$27	\$0	\$0	\$0	\$0	\$0	\$0
5128 - INTERNAL SHREDDING CHARGES	\$382	\$345	\$345	\$345	\$360	\$360	\$0
5129 - INTERNAL COPY CHARGES (NON-IS)	\$3,857	\$4,260	\$4,260	\$3,607	\$3,542	\$3,542	\$0
5152 - WORKERS COMPENSATION	\$5,823	\$4,389	\$4,389	\$4,389	\$4,552	\$4,552	\$0
5155 - PUBLIC LIABILITY INSURANCE	\$4,536	\$4,923	\$4,923	\$4,923	\$4,991	\$4,991	\$0
5333 - MOTOR POOL	\$10,967	\$16,100	\$16,100	\$6,738	\$16,100	\$16,100	\$0
INTERNAL CHARGES	\$29,214	\$43,613	\$43,613	\$27,683	\$39,487	\$39,487	\$0
TOTAL EXPENSES:	\$880,649	\$882,011	\$926,846	\$685,979	\$712,534	\$712,534	\$0
BUDGET UNIT: 023800 PLANNING & ZONING	(\$442,161)	(\$389,011)	(\$433,846)	(\$396,838)	(\$468,400)	(\$458,400)	\$0

COUNTY OF INYO

BUD002A - BUDGET REQUESTS

RUNDATE: 06/30/2017 TODAY'S DATE: 08/18/2017

FOR FISCAL YEARS: 07/01/2015 - 06/30/18

	YTD ACTUALS 06/30/2016	BOARD APPROVED 06/30/2017	WORKING BUDGET 06/30/2017	YTD ACTUALS 06/30/2017	DEPT REQUESTED 06/30/2018	CAO RECOMM 06/30/2018	BOARD APPROVED 06/30/2018
BUDGET UNIT: 451001 LOCAL AGENCY FORMATION COMMISS							
FUND: 4510 LOCAL AGENCY FORMATION COMMISS							
REVENUES:							
4301 - INTEREST FROM TREASURY	\$258	\$100	\$100	\$279	\$100	\$100	\$0
REV USE OF MONEY & PROPERTY	\$258	\$100	\$100	\$279	\$100	\$100	\$0
4562 - COUNTY CONTRIBUTION	\$5,000	\$5,000	\$5,000	\$0	\$15,000	\$15,000	\$0
4599 - OTHER AGENCIES	\$151,126	\$65,000	\$125,000	\$68,488	\$35,000	\$35,000	\$0
AID FROM OTHER GOVT AGENCIES	\$156,126	\$70,000	\$130,000	\$68,488	\$50,000	\$50,000	\$0
4817 - LAFCO FEES	\$1,600	\$17,065	\$17,065	\$0	\$8,385	\$8,385	\$0
CHARGES FOR CURRENT SERVICES	\$1,600	\$17,065	\$17,065	\$0	\$8,385	\$8,385	\$0
4998 - OPERATING TRANSFERS IN	\$0	\$0	\$0	\$12,309	\$0	\$0	\$0
OTHER FINANCING SOURCES	\$0	\$0	\$0	\$12,309	\$0	\$0	\$0
TOTAL REVENUES:	\$157,984	\$87,165	\$147,165	\$81,077	\$58,485	\$58,485	\$0
EXPENSES:							
5001 - SALARIED EMPLOYEES	\$250	\$500	\$500	\$210	\$500	\$500	\$0
5021 - RETIREMENT & SOCIAL SECURITY	\$18	\$38	\$38	\$16	\$38	\$38	\$0
5022 - PERS RETIREMENT	\$24	\$41	\$41	\$26	\$41	\$41	\$0
5031 - MEDICAL INSURANCE	\$2	\$11	\$11	\$2	\$11	\$11	\$0
5043 - OTHER BENEFITS	\$0	\$100	\$100	\$6	\$100	\$100	\$0
SALARIES & BENEFITS	\$295	\$690	\$690	\$261	\$690	\$690	\$0
5263 - ADVERTISING	\$168	\$225	\$225	\$125	\$300	\$300	\$0
5265 - PROFESSIONAL & SPECIAL SERVICE	\$139,951	\$93,294	\$159,918	\$91,618	\$44,614	\$44,614	\$0
5311 - GENERAL OPERATING EXPENSE	\$895	\$1,065	\$1,065	\$878	\$1,200	\$1,200	\$0
5331 - TRAVEL EXPENSE	\$1,099	\$3,675	\$4,528	\$4,143	\$4,480	\$4,480	\$0
SERVICES & SUPPLIES	\$142,114	\$98,259	\$165,736	\$96,766	\$50,594	\$50,594	\$0
5315 - COUNTY COST PLAN	\$108	\$590	\$590	\$590	\$3,458	\$3,458	\$0
5333 - MOTOR POOL	\$355	\$1,152	\$632	\$450	\$1,152	\$1,152	\$0
INTERNAL CHARGES	\$464	\$1,742	\$1,222	\$1,040	\$4,610	\$4,610	\$0
5801 - OPERATING TRANSFERS OUT	\$0	\$0	\$0	\$20,667	\$0	\$0	\$0

COUNTY OF INYO

BUD002A - BUDGET REQUESTS

RUNDATE: 06/30/2017 TODAY'S DATE: 08/18/2017

FOR FISCAL YEARS: 07/01/2015 - 06/30/18

	YTD ACTUALS 06/30/2016	BOARD APPROVED 06/30/2017	WORKING BUDGET 06/30/2017	YTD ACTUALS 06/30/2017	DEPT REQUESTED 06/30/2018	CAO RECOMM 06/30/2018	BOARD APPROVED 06/30/2018
OTHER FINANCING USES	\$0	\$0	\$0	\$20,667	\$0	\$0	\$0
TOTAL EXPENSES:	\$142,874	\$100,691	\$167,648	\$118,736	\$55,894	\$55,894	\$0
BUDGET UNIT: 451001 LOCAL AGENCY FORMATION COMMISS	\$15,110	(\$13,526)	(\$20,483)	(\$37,658)	\$2,591	\$2,591	\$0

YUCCA MOUNTAIN OVERSIGHT

620605

DEPARTMENTAL FUNCTIONS

The Inyo County Yucca Mountain Repository Assessment Office (YMRAO) provides local government oversight, representation, and impact assessment to the Department of Energy (DOE) for the proposed high-level radioactive waste repository at Yucca Mountain. Due to the fact that the federal government has terminated funding for the project, the YMRAO has largely completed "mothballing" its operations, but also must be ready to reopen if the project recommences. As part of these duties, the Office: Monitors activities relating to the study of Yucca Mountain to determine the implications of repository development and operation for Inyo County; preserves the vast amounts of information the Yucca Mountain Project generated, for the future uses of both the County and other agencies; reviews ongoing studies and conducts County-specific studies to investigate potential hydrologic impacts to the water resources of the County; identifies potential transportation impacts on Inyo County and its residents and works to ensure improvements are made to the transportation network and the local emergency response infrastructure to accommodate safe transport of nuclear wastes through the County; determines the extent of potential environmental, economic, social and risk related impacts on Inyo County from the proposed repository; and, provides accurate information to the residents of Inyo County and works to encourage public participation in County decisions regarding the repository.

MAJOR ACCOMPLISHMENTS IN FISCAL YEAR 2016-2017

- Maintained a contract with Andy Zdon and the Hydrodynamics Group to review reports, hydrologic models and information relevant to the Final SEIS to provide assistance to the County on the future of the repository.
- Continue to track the Final SEIS progress.
- Monitored federal legislation for amendments to the Nuclear Waste Policy Act.
- Monitored activities regarding the Yucca Mountain site and possible reactivation of the licensing process.
- Through an MOU for continued groundwater monitoring with the USGS and other interested agencies, worked to monitor groundwater in Southeast Inyo County. Attended the Devils Hole Workshop.

GOALS FOR FISCAL YEAR 2017-2018

- Maintain a contract with Counsel and consultants in the event licensing proceedings start up again.
- Continue to partner with the AULGs to monitor DOE activities related to the Yucca Mountain License Application and advocate for additional funding as appropriate.
- Participate in federal oversight of past expenditures, as necessary.
- Continue to monitor groundwater in Southeast Inyo County with the USGS and other interested agencies.
- Participate in the annual Devils Hole Workshop.

DEPARTMENTAL BUDGET REQUEST FOR FISCAL YEAR 2017-2018

The Department's Fiscal Year 2017-2018 Requested Budget represents an overall decrease of \$6,835 in expenditures, and an increase of \$500 in revenues, when compared to the Fiscal Year 2016-2017 Board Approved Budget. As a result, the Requested Net County Cost is decreased by \$7,335.

The reduction in Net County Cost is due to a decrease in the County Cost Plan.

Personnel Costs decreased by \$235 compared to the Fiscal Year 2016-2017 Board Approved Budget, due to a lower share of costs to this budget.

Revenues

4301 (INTEREST FROM TREASURY) increased by \$500: due to improved interest rates on treasury investments.

Personnel

The Department's Requested Budget represents no change in the number of fulltime equivalent (FTE) positions that are supported by this budget.

Planning Department personnel will be staffing the YMRAO for the coming fiscal year. Cost estimations are included in External Charges expenditure object code of this budget. If the Yucca Mountain project advances, based on Federal direction, there could be a need to rehire a Project Analyst. Since this has yet to be verified this potential staffing need is not included in this budget estimate.

Services & Supplies

5311 (GENERAL OPERATING EXPENSE) increased by \$450: Due to the estimated expense of replacing Adobe software with a version that will be compatible with the County's new operating system.

Support & Care of Persons

(There are no changes in this object category from the previous fiscal year.)

Fixed Assets

(There are no changes in this object category from the previous fiscal year.)

FISCAL YEAR 2017-2018 REDUCTION IMPACTS TO BASE BUDGET

N/A

FISCAL YEAR 2017-2018 STATE/FEDERAL FUNDING SUMMARY

Federal funds are provided for YMRAO's operations. Fund balance is available for next year's operations. There has been increasing interest in Yucca Mountain for a nuclear waste repository from the new Federal Administration. A House Panel recently voted to advance the Yucca Mountain project. Staff anticipates that there will likely be renewed activity regarding the Yucca Mountain repository proposal. In this case, the County will need to advocate for more funding as an AULG. This will be necessary to ensure that the County's contentions regarding the repository are fully expressed during any outreach efforts and licensing hearings.

FISCAL YEAR 2017-2018 REGULATORY COMPLIANCE SUMMARY

N/A

MAJOR POLICY CONSIDERATIONS BEING REQUESTED

While funding for the Yucca Mountain project has been terminated, the project may recommence depending on political circumstances.

COUNTY OF INYO

BUD002A - BUDGET REQUESTS

RUNDATE: 06/30/2017 TODAY'S DATE: 08/18/2017

FOR FISCAL YEARS: 07/01/2015 - 06/30/18

	YTD ACTUALS 06/30/2016	BOARD APPROVED 06/30/2017	WORKING BUDGET 06/30/2017	YTD ACTUALS 06/30/2017	DEPT REQUESTED 06/30/2018	CAO RECOMM 06/30/2018	BOARD APPROVED 06/30/2018
BUDGET UNIT: 620605 YUCCA MOUNTAIN OVERSIGHT							
FUND: 6766 YUCCA MOUNTAIN OVERSIGHT 05-06							
REVENUES:							
4301 - INTEREST FROM TREASURY	\$4,926	\$4,000	\$4,000	\$7,723	\$4,500	\$4,500	\$0
REV USE OF MONEY & PROPERTY	\$4,926	\$4,000	\$4,000	\$7,723	\$4,500	\$4,500	\$0
TOTAL REVENUES:	<u>\$4,926</u>	<u>\$4,000</u>	<u>\$4,000</u>	<u>\$7,723</u>	<u>\$4,500</u>	<u>\$4,500</u>	<u>\$0</u>
EXPENSES:							
5025 - RETIREE HEALTH BENEFITS	\$4,574	\$4,602	\$4,602	\$4,127	\$4,367	\$4,367	\$0
SALARIES & BENEFITS	\$4,574	\$4,602	\$4,602	\$4,127	\$4,367	\$4,367	\$0
5232 - OFFICE & OTHER EQUIP < \$5,000	\$1,680	\$400	\$400	\$0	\$400	\$400	\$0
5265 - PROFESSIONAL & SPECIAL SERVICE	\$108,278	\$73,000	\$194,443	\$15,163	\$73,000	\$73,000	\$0
5311 - GENERAL OPERATING EXPENSE	\$568	\$750	\$750	\$95	\$1,200	\$1,200	\$0
5331 - TRAVEL EXPENSE	\$292	\$11,400	\$11,400	\$466	\$11,400	\$11,400	\$0
SERVICES & SUPPLIES	\$110,820	\$85,550	\$206,993	\$15,725	\$86,000	\$86,000	\$0
5124 - EXTERNAL CHARGES	\$18,436	\$22,050	\$22,008	\$8,907	\$21,700	\$21,700	\$0
5128 - INTERNAL SHREDDING CHARGES	\$106	\$95	\$95	\$95	\$100	\$100	\$0
5129 - INTERNAL COPY CHARGES (NON-IS)	\$35	\$38	\$80	\$41	\$38	\$38	\$0
5315 - COUNTY COST PLAN	\$0	\$11,269	\$11,269	\$11,269	\$4,564	\$4,564	\$0
5333 - MOTOR POOL	\$628	\$1,730	\$1,730	\$325	\$1,730	\$1,730	\$0
INTERNAL CHARGES	\$19,207	\$35,182	\$35,182	\$20,638	\$28,132	\$28,132	\$0
5650 - EQUIPMENT	\$0	\$12,000	\$12,000	\$0	\$12,000	\$12,000	\$0
FIXED ASSETS	\$0	\$12,000	\$12,000	\$0	\$12,000	\$12,000	\$0
TOTAL EXPENSES:	<u>\$134,602</u>	<u>\$137,334</u>	<u>\$258,777</u>	<u>\$40,492</u>	<u>\$130,499</u>	<u>\$130,499</u>	<u>\$0</u>
BUDGET UNIT: 620605 YUCCA MOUNTAIN OVERSIGHT	(\$129,675)	(\$133,334)	(\$254,777)	(\$32,768)	(\$125,999)	(\$125,999)	\$0

HEALTH - GENERAL

045100

DEPARTMENTAL FUNCTIONS

This program is responsible for 1) assuring the provision of access to health care for county residents either through the availability of direct services or through referrals to appropriate medical providers, and 2) protecting the health of the community by preventing the spread of communicable diseases. Health programs include: Communicable Disease Surveillance and Control, Reproductive Health Services, Jail/Juvenile Center Medical Services, Public Health Nursing, Immunization Outreach Program, Registration of Vital Statistics, HIV/AIDS Surveillance, Emergency Medical Services (EMS) liaison, Public Health Disaster Preparation and General Health Administration.

MAJOR ACCOMPLISHMENTS IN FISCAL YEAR 2016-2017

- **PUBLIC HEALTH-** The Public Health division has maintained quality health care services under specific State-mandated programs and some safety-net health care for the increasingly small number of low-income individuals who do not qualify for health insurance. Two half-day walk-in public health clinics were provided weekly with services that include TB screening and testing, pregnancy testing and referral, immunizations, and Sexually Transmitted Disease (STD) testing and management. A total of 299 individual health services were provided in the Public Health clinic to 219 unduplicated clients during the first three quarters of FY 16/17. This number continues to decrease as more residents qualify for health care under the Affordable Care Act and are able to establish health homes with local providers. The decrease also reflects the FY 16/17 discontinuance of Family PACT and Every Woman Counts services in the Public Health division, as those services are available through private providers in the communities of Bishop and Lone Pine.
- **FLU CLINICS-**Special flu vaccine clinics were delivered throughout the county in the fall of 2016 to ensure that flu vaccine was available to our most vulnerable and isolated resident's, including children and seniors. A total of 472 flu vaccines were administered during the FY 16/17 flu season. This represents a 50% decline in the number of flu shots/mist administered by Public Health compared to FY 15/16, largely due to the unavailability of Flu Mist for school-based vaccination clinics, the wider availability of flu vaccine in pharmacies and doctor's offices, and the fact that these and other preventive health services are now covered by most insurance plans.
- **COMMUNICABLE DISEASE-** The Health Officer and Public Health nursing staff kept the public informed about high-profile communicable disease outbreaks, such as the Zika virus. Public Health nursing staff investigated 87 communicable disease reports for a variety of diseases, including Hepatitis C, Tuberculosis, Chlamydia, and Gonorrhea.
- **INMATE HEALTH CARE-** The oversight and provision of health services at Inyo County Jail are now primarily delivered by Behavioral Health division nursing staff. This allows for a more seamless integration of physical and behavioral health care services. The Public Health division is responsible for funding physical health services for inmates. A total of 1,428 health provider encounters were completed for inmates at Inyo County Jail during the first three quarters of FY 16/17, an 8% increase over the prior year. Public Health nursing staff has worked with Inyo County Juvenile Probation to modify health services provided to juveniles in the weekend-only Inyo County Juvenile Center, to ensure that required physicals are obtained prior to the juveniles weekend commitment, and providing case management to make sure that the juveniles have received immunizations and receiving appropriate and timely health care services through a primary care provider.

- **DISASTER-** Multiple disaster preparedness drills and tabletop exercises were developed and/or facilitated by Public Health and included various natural disaster or health-related scenarios including the Statewide Medical Health Exercise (SWMHE). This year's SWMHE scenario was a Multi Casualty Incident. The Health Officer and public health staff conducted triage training and mini exercises with volunteer EMS agencies throughout the county. Additionally, Inyo County hosted training, a tabletop exercise, and a functional exercise to test and improve the County's Government Authorized Alternate Care Site (GAACS) plan. Multiple internal and external agencies participated in the GAACS training and exercise and provided valuable feedback for plan improvement. The Health Officer and public health staff also facilitated monthly Healthcare Coalition meetings focusing on disaster mitigation and response as it applies to Public Health; and coordination of local medical resources with local and regional partners which include: local hospitals and clinics; MHOAC and Emergency Operations Center (EOC) representation; home health care, assisted living, and long-term care facilities; air ambulance; and EMS providers.

GOALS FOR FISCAL YEAR 2017-2018

- Continue to provide coordination of health services for children in foster care and juveniles who are remanded to the weekend-only Juvenile Center.
- Assure public health preparedness, response priorities, policies, and plans are in place in preparation of a public health disaster.
- Continue to fulfill Public Health mandates including communicable disease investigation and reporting, TB control, pregnancy testing, and immunization services.
- Continue to monitor the availability of health and dental services throughout the community, and assess gaps in health care access in light of the changing healthcare environment under the Affordable Care Act.
- Encourage individuals and families to establish a health home with community healthcare providers, while continuing to provide or find a safety net of services to ensure those who are left without affordable health insurance have access to basic health care.

DEPARTMENTAL BUDGET REQUEST FOR FISCAL YEAR 2017-2018

The Department's Fiscal Year 2017-2018 Requested Budget represents an overall decrease of \$255,690 in expenditures, and a decrease of \$255,690 in revenues, when compared to the Fiscal Year 2016-2017 Board Approved Budget. As a result, the Requested Net County Cost is increased by \$0.

We are deleting one APAR nurse position and one BPAR HHS Specialist and not funding the full time HHS Specialist. We are not deleting the full time position at this time due to uncertainty of health care changes.

Personnel Costs increased by \$20,720 compared to the Fiscal Year 2016-2017 Board Approved Budget, due to moving a new CCP funded position into our budget.

Revenues

4171 (D H R PERMITS) increased by \$205: projected revenue after reviewing 16/17 revenues; **4411** (STATE MOTOR VEHICLE IN LIEU TX) increased by \$47,602: projected revenue after reviewing 16/17 revenues; **4430** (HEALTH REALIGNMENT) decreased by \$99,470: projected revenue after reviewing 16/17 revenues; **4498** (STATE GRANTS) increased by \$55,173: New CMSP grant and slight changes in other State grants; **4552** (FEDERAL OTHER) decreased by \$139,138: Recognizing less MAA Audited funds; **4618** (EMS ACCOUNTING) increased by \$1,553: Projected revenue after reviewing 16/17 revenues; **4701** (VITAL STATISTICS) increased by \$3,757: projected revenue after reviewing 16/17 revenues;

4742 (PATIENT PAYMENTS) decreased by \$5,000: projected revenue after reviewing 16/17 revenues; **4819** (SERVICES & FEES) increased by \$500: Projected revenue after reviewing 16/17 revenues; **4821** (INTRA COUNTY CHARGES) increased by \$71,628: Addition of position reimbursed by CCP; **4998** (OPERATING TRANSFERS IN) decreased by \$192,500: Not needing to recognize any additional Disaster Preparedness funds.

Personnel

The Department's Requested Budget represents a decrease in the number of fulltime equivalent (FTE) positions that are supported by this budget.

There is a .79 FTE decrease. See attached HHS Personnel Shift Table.

Services & Supplies

5157 (MEDICAL MALPRACTICE INSURANCE) increased by \$439: These are fixed costs; **5191** (MAINTENANCE OF STRUCTURES) increased by \$5,000: Deferred maintenance project that did not get done in the prior year; **5232** (OFFICE & OTHER EQUIP < \$5,000) decreased by \$5,000: Projected expenses after reviewing 16/17 expenditures; **5260** (HEALTH - EMPLOYEE PHYSICALS) increased by \$1,000: Projected expenses after reviewing 16/17 expenditures; **5263** (ADVERTISING) decreased by \$1,000: Projected expenses after reviewing 16/17 expenditures; **5265** (PROFESSIONAL & SPECIAL SERVICE) decreased by \$186,000: This is accounting for changes in paying contracts and projected expenses after reviewing 16/17 expenditures; **5291** (OFFICE, SPACE & SITE RENTAL) increased by \$7,513: There is a negotiated increase in the repeater site rents and other projected expenses after reviewing 16/17 expenditures; **5311** (GENERAL OPERATING EXPENSE) decreased by \$7,953: Projected expenses after reviewing 16/17 expenditures; **5331** (TRAVEL EXPENSE) increased by \$6,846: Increase due to new Health Officer and need to travel to Regional meetings; **5351** (UTILITIES) decreased by \$1,700: Projected expenses after reviewing 16/17 expenditures.

Support & Care of Persons

(There are no changes in this object category from the previous fiscal year.)

Fixed Assets

5650 (EQUIPMENT) decreased by \$30,000: This equipment was purchased in the last fiscal year.

FISCAL YEAR 2017-2018 REDUCTION IMPACTS TO BASE BUDGET

To balance this budget, (1) positions being eliminated include one A-Par Nurse and one B-Par HHS Specialist; and (2) one fulltime HHS Specialist is not being funded at this time.

FISCAL YEAR 2017-2018 STATE/FEDERAL FUNDING SUMMARY

1991 County Health Realignment funds remain intact, but continued monitoring will be necessary.

FISCAL YEAR 2017-2018 REGULATORY COMPLIANCE SUMMARY

Counties are mandated to appoint a Health Officer (HSC 101000) who shall organize & maintain a program to make immunizations available, make pregnancy testing services available, is the local registrar and shall perform all duties of local registrar of births and deaths, shall take measures to prevent the spread of communicable diseases, shall intervene with Sudden Infant Death Syndromes cases and shall immediately investigate a report of a suspected case of TB. (HSC 120350 et.al). The County may contract with another County or with the State for the operation and maintenance of public health services beyond the Health Officer duties (WIC 10804.1).

MAJOR POLICY CONSIDERATIONS BEING REQUESTED

1) This budget could have significant impacts linked to possible federal changes to health care, and California's resulting response, although those changes are not likely to manifest in this upcoming fiscal year. Rather, planning and positioning for changes may be necessary.

2) This budget shares cost (with Health, CARES, CHDP) of a Licensed Vocational Nurse (LVN) to work under the direction of the Health Officer.

3) A Jail Psychotherapist-linked to Community Correction Partnership-is being eliminated from the Community Mental Health budget and downgraded to a Health & Human Services Specialist IV in this budget for drawing down MAA funds.

COUNTY OF INYO

BUD002A - BUDGET REQUESTS

RUNDATE: 06/30/2017 TODAY'S DATE: 08/18/2017

FOR FISCAL YEARS: 07/01/2015 - 06/30/18

	YTD ACTUALS 06/30/2016	BOARD APPROVED 06/30/2017	WORKING BUDGET 06/30/2017	YTD ACTUALS 06/30/2017	DEPT REQUESTED 06/30/2018	CAO RECOMM 06/30/2018	BOARD APPROVED 06/30/2018
BUDGET UNIT: 045100 HEALTH - GENERAL							
FUND: 0001 GENERAL FUND							
REVENUES:							
4171 - D H R PERMITS	\$522	\$400	\$605	\$672	\$605	\$605	\$0
LICENSES & PERMITS	\$522	\$400	\$605	\$672	\$605	\$605	\$0
4211 - CRIMINAL FINES	\$0	\$0	\$410	\$1,330	\$0	\$10,000	\$0
FINES & FORFEITURES	\$0	\$0	\$410	\$1,330	\$0	\$10,000	\$0
4411 - STATE MOTOR VEHICLE IN LIEU TX	\$495,263	\$486,216	\$486,216	\$284,048	\$533,818	\$538,818	\$0
4430 - HEALTH REALIGNMENT	\$431,546	\$486,074	\$486,074	\$214,702	\$386,604	\$381,604	\$0
4498 - STATE GRANTS	\$86,106	\$109,221	\$159,221	\$132,522	\$164,394	\$164,394	\$0
4552 - FEDERAL OTHER	\$287,509	\$537,149	\$534,910	\$30,451	\$398,011	\$398,011	\$0
AID FROM OTHER GOVT AGENCIES	\$1,251,507	\$1,618,660	\$1,666,421	\$661,724	\$1,482,827	\$1,482,827	\$0
4618 - EMS ACCOUNTING	\$18,466	\$18,467	\$20,020	\$20,019	\$20,020	\$20,020	\$0
4676 - RESTITUTION	\$18	\$0	\$0	\$0	\$0	\$0	\$0
4701 - VITAL STATISTICS	\$9,953	\$9,000	\$12,757	\$13,208	\$12,757	\$12,757	\$0
4732 - E.M.S. RADIO MAINTENANCE	\$1,575	\$1,575	\$1,575	\$1,575	\$1,575	\$1,575	\$0
4742 - PATIENT PAYMENTS	\$36,128	\$10,000	\$6,724	\$5,989	\$5,000	\$5,000	\$0
4819 - SERVICES & FEES	\$2,607	\$1,000	\$1,209	\$1,709	\$1,500	\$1,500	\$0
4821 - INTRA COUNTY CHARGES	\$32,571	\$39,291	\$39,291	\$36,419	\$110,919	\$110,919	\$0
CHARGES FOR CURRENT SERVICES	\$101,320	\$79,333	\$81,576	\$78,921	\$151,771	\$151,771	\$0
4998 - OPERATING TRANSFERS IN	\$48,917	\$210,000	\$159,381	\$0	\$17,500	\$7,500	\$0
OTHER FINANCING SOURCES	\$48,917	\$210,000	\$159,381	\$0	\$17,500	\$7,500	\$0
4959 - MISCELLANEOUS REVENUE	\$4,646	\$0	\$0	\$0	\$0	\$0	\$0
OTHER REVENUE	\$4,646	\$0	\$0	\$0	\$0	\$0	\$0
TOTAL REVENUES:	\$1,406,913	\$1,908,393	\$1,908,393	\$742,649	\$1,652,703	\$1,652,703	\$0
EXPENSES:							
5001 - SALARIED EMPLOYEES	\$610,108	\$651,940	\$588,922	\$569,263	\$657,278	\$657,941	\$0
5002 - CONTRACT EMPLOYEES	\$128,589	\$128,099	\$133,109	\$129,144	\$125,400	\$125,400	\$0
5003 - OVERTIME	\$6,287	\$10,000	\$10,000	\$8,757	\$10,000	\$10,000	\$0
5004 - STANDBY TIME	\$5,647	\$14,500	\$10,000	\$7,369	\$21,125	\$21,125	\$0

COUNTY OF INYO

BUD002A - BUDGET REQUESTS

RUNDATE: 06/30/2017 TODAY'S DATE: 08/18/2017

FOR FISCAL YEARS: 07/01/2015 - 06/30/18

	YTD ACTUALS 06/30/2016	BOARD APPROVED 06/30/2017	WORKING BUDGET 06/30/2017	YTD ACTUALS 06/30/2017	DEPT REQUESTED 06/30/2018	CAO RECOMM 06/30/2018	BOARD APPROVED 06/30/2018
5012 - PART TIME EMPLOYEES	\$51,566	\$29,696	\$44,784	\$31,566	\$35,888	\$35,888	\$0
5021 - RETIREMENT & SOCIAL SECURITY	\$60,238	\$62,568	\$62,658	\$56,053	\$63,493	\$63,543	\$0
5022 - PERS RETIREMENT	\$124,817	\$167,350	\$167,350	\$120,499	\$77,471	\$77,579	\$0
5024 - RETIREMENT-UNFUNDED LIAB	\$0	\$0	\$0	\$0	\$92,104	\$92,104	\$0
5025 - RETIREE HEALTH BENEFITS	\$76,950	\$80,910	\$80,910	\$87,591	\$84,485	\$84,485	\$0
5031 - MEDICAL INSURANCE	\$82,855	\$93,100	\$91,600	\$80,204	\$92,845	\$92,017	\$0
5032 - DISABILITY INSURANCE	\$5,003	\$6,128	\$6,128	\$4,758	\$6,888	\$6,895	\$0
5034 - EDUCATION REIMBURSEMENT	\$0	\$700	\$700	\$0	\$350	\$350	\$0
5042 - SICK LEAVE BUY OUT	\$3,355	\$3,969	\$5,081	\$5,081	\$1,331	\$1,331	\$0
5043 - OTHER BENEFITS	\$14,976	\$14,794	\$16,294	\$17,475	\$15,816	\$15,816	\$0
SALARIES & BENEFITS	\$1,170,396	\$1,263,754	\$1,217,536	\$1,117,765	\$1,284,474	\$1,284,474	\$0
5122 - CELL PHONES	\$533	\$440	\$440	\$378	\$440	\$440	\$0
5154 - UNEMPLOYMENT INSURANCE	\$0	\$1,500	\$2,218	\$1,109	\$1,500	\$1,500	\$0
5157 - MEDICAL MALPRACTICE INSURANCE	\$32,366	\$34,396	\$34,396	\$34,396	\$34,835	\$34,835	\$0
5191 - MAINTENANCE OF STRUCTURES	\$0	\$0	\$0	\$0	\$5,000	\$5,000	\$0
5232 - OFFICE & OTHER EQUIP < \$5,000	\$2,483	\$13,000	\$13,000	\$10,562	\$8,000	\$8,000	\$0
5260 - HEALTH - EMPLOYEE PHYSICALS	\$598	\$1,000	\$4,000	\$4,522	\$2,000	\$2,000	\$0
5263 - ADVERTISING	\$4,085	\$2,500	\$2,500	\$2,220	\$1,500	\$1,500	\$0
5265 - PROFESSIONAL & SPECIAL SERVICE	\$196,096	\$375,200	\$405,466	\$152,955	\$189,200	\$189,200	\$0
5291 - OFFICE, SPACE & SITE RENTAL	\$29,112	\$22,704	\$46,546	\$46,445	\$30,217	\$30,217	\$0
5311 - GENERAL OPERATING EXPENSE	\$65,592	\$107,952	\$92,109	\$45,701	\$99,999	\$99,999	\$0
5331 - TRAVEL EXPENSE	\$11,136	\$9,598	\$9,598	\$8,208	\$16,444	\$16,444	\$0
5351 - UTILITIES	\$13,839	\$17,050	\$17,050	\$11,041	\$15,350	\$15,350	\$0
SERVICES & SUPPLIES	\$355,843	\$585,340	\$627,323	\$317,540	\$404,485	\$404,485	\$0
5121 - INTERNAL CHARGES	\$24,421	\$26,000	\$32,500	\$31,616	\$26,000	\$26,000	\$0
5123 - TECH REFRESH EXPENSE	\$6,096	\$7,683	\$7,683	\$7,683	\$12,020	\$12,020	\$0
5128 - INTERNAL SHREDDING CHARGES	\$1,567	\$1,415	\$1,415	\$1,415	\$1,481	\$1,481	\$0
5129 - INTERNAL COPY CHARGES (NON-IS)	\$4,752	\$4,702	\$4,702	\$3,721	\$4,183	\$4,183	\$0
5152 - WORKERS COMPENSATION	\$7,874	\$9,596	\$9,596	\$9,596	\$12,917	\$12,917	\$0
5155 - PUBLIC LIABILITY INSURANCE	\$5,169	\$7,473	\$7,473	\$7,473	\$9,448	\$9,448	\$0
5315 - COUNTY COST PLAN	\$141,228	\$207,886	\$207,886	\$208,034	\$179,457	\$179,457	\$0
5333 - MOTOR POOL	\$16,764	\$19,530	\$24,030	\$23,592	\$19,326	\$19,326	\$0
INTERNAL CHARGES	\$207,873	\$284,285	\$295,285	\$293,131	\$264,832	\$264,832	\$0

COUNTY OF INYO

BUD002A - BUDGET REQUESTS

RUNDATE: 06/30/2017 TODAY'S DATE: 08/18/2017

FOR FISCAL YEARS: 07/01/2015 - 06/30/18

	YTD ACTUALS 06/30/2016	BOARD APPROVED 06/30/2017	WORKING BUDGET 06/30/2017	YTD ACTUALS 06/30/2017	DEPT REQUESTED 06/30/2018	CAO RECOMM 06/30/2018	BOARD APPROVED 06/30/2018
5501 - SUPPORT & CARE OF PERSONS	\$367	\$0	\$0	\$0	\$0	\$0	\$0
5539 - OTHER AGENCY CONTRIBUTIONS	\$44,784	\$68,000	\$78,507	\$55,468	\$35,000	\$35,000	\$0
OTHER CHARGES	\$45,151	\$68,000	\$78,507	\$55,468	\$35,000	\$35,000	\$0
5650 - EQUIPMENT	\$0	\$30,000	\$30,000	\$22,292	\$0	\$0	\$0
FIXED ASSETS	\$0	\$30,000	\$30,000	\$22,292	\$0	\$0	\$0
5801 - OPERATING TRANSFERS OUT	\$9,849	\$13,771	\$13,771	\$8,771	\$669	\$669	\$0
OTHER FINANCING USES	\$9,849	\$13,771	\$13,771	\$8,771	\$669	\$669	\$0
TOTAL EXPENSES:	\$1,789,115	\$2,245,150	\$2,262,422	\$1,814,970	\$1,989,460	\$1,989,460	\$0
BUDGET UNIT: 045100 HEALTH - GENERAL	(\$382,202)	(\$336,757)	(\$354,029)	(\$1,072,321)	(\$336,757)	(\$336,757)	\$0

CALIFORNIA CHILD SERVICE-ADMIN 045501

DEPARTMENTAL FUNCTIONS

The CCS Administration provides case management and administrative support to assure that appropriate medical care is available for the child with serious and complicated health problems and disabilities. Case enrollment services focus on obtaining the appropriate financial information and medical evaluation to establish client eligibility. A family participating in the CCS Program is assisted with understanding, organizing and prioritizing the needs and care of the child. CCS case management services include securing medical appointments with medical specialists practicing outside of Inyo County by requesting authorization for specialized medical evaluation and care. As needed, families are assisted with transportation and lodging in order to benefit from the authorized medical care that is exclusively located outside of Inyo County.

MAJOR ACCOMPLISHMENTS IN FISCAL YEAR 2016-2017

- CCS CASELOAD AND ENROLLMENT- There were 48 referrals for CCS during the first three quarters of FY 16/17. Of these, 15 children were determined to be eligible for CCS, bringing the total caseload to 128 children. The CCS staff facilitated medical authorizations to medical providers, allowing children to access specific diagnostic and treatment services paid through the CCS program.
- TRANSPORTATION TO APPOINTMENTS- Provided travel assistance for 48 clients authorized for medical appointments outside of Inyo County. Travel and Maintenance Assistance is a State mandated benefit which is reviewed regularly to ensure clients have the resources needed for out of county travel. Public Health staff in the CCS program work diligently to ensure that needy families receive transportation assistance, including coordination with Med-Cal Managed Care transportation assistance programs, or through other programs and agencies. When no other travel assistance is available, the CCS program offers financial assistance to help offset the cost of travel for out-of-county appointments.
- TRANSITIONAL CARE- Transitioning children from specialty pediatric providers as they enter adulthood can be a difficult process for families. The CCS case manager focuses on making regular contact with families with a teenager in CCS to support the transition over a five year term with a goal of total care transfer before the child "ages out" of CCS services.

GOALS FOR FISCAL YEAR 2017-2018

- Maintain CCS case management services for the current caseload by training a new nurse case manager.
- Continue to collaborate with outside agencies that provide services to the target population to ensure that client medical and transportation needs are met.
- Ensure coordination and effective links to Medi-Cal Managed Care plans in order to increase insurance coverage for families and children.

DEPARTMENTAL BUDGET REQUEST FOR FISCAL YEAR 2017-2018

The Department's Fiscal Year 2017-2018 Requested Budget represents an overall decrease of \$8,159 in expenditures, and a decrease of \$8,159 in revenues, when compared to the Fiscal Year 2016-2017 Board Approved Budget. As a result, the Requested Net County Cost is increased by \$0.

Personnel Costs decreased by \$7,143 compared to the Fiscal Year 2016-2017 Board Approved Budget, due to change in staffing needed for this program.

Revenues

4420 (SOCIAL SERVICE REALIGNMENT) increased by \$4,724: This grant requires a match of Social Services Realignment. We will only recognize the amount required during the invoicing process; **4498** (STATE GRANTS) decreased by \$12,883: This State allocation is driven by current case load numbers and the child's health insurance status. The allocation was decreased last year. We are projecting a similar allocation this next fiscal year.

Personnel

The Department's Requested Budget represents an increase in the number of fulltime equivalent (FTE) positions that are supported by this budget.

There is a .05 FTE increase. See attached HHS Personnel Shift Table.

Services & Supplies

5311 (GENERAL OPERATING EXPENSE) decreased by \$600: Projected expenses after reviewing 16/17 expenditures; **5351** (UTILITIES) decreased by \$400: Projected expenses after reviewing 16/17 expenditures.

Support & Care of Persons

(There are no changes in this object category from the previous fiscal year.)

Fixed Assets

(There are no changes in this object category from the previous fiscal year.)

FISCAL YEAR 2017-2018 REDUCTION IMPACTS TO BASE BUDGET

This State allocation is driven by current case load numbers and the child's health insurance status. The allocation was decreased last year. We are projecting a similar allocation this next fiscal year

FISCAL YEAR 2017-2018 STATE/FEDERAL FUNDING SUMMARY

This State allocation is driven by current case load numbers and the child's health insurance status. The allocation was decreased last year. We are projecting a similar allocation this next fiscal year

FISCAL YEAR 2017-2018 REGULATORY COMPLIANCE SUMMARY

Counties are mandated to provide CCS through either their public health or social services programs (HSC Sect. 123850).

MAJOR POLICY CONSIDERATIONS BEING REQUESTED

We have reviewed the staff working in this program; the current case load and the tasks that need to be done and request to increase the HHS Specialist slightly and decrease the nurse time.

COUNTY OF INYO

BUD002A - BUDGET REQUESTS

RUNDATE: 06/30/2017 TODAY'S DATE: 08/18/2017

FOR FISCAL YEARS: 07/01/2015 - 06/30/18

	YTD ACTUALS 06/30/2016	BOARD APPROVED 06/30/2017	WORKING BUDGET 06/30/2017	YTD ACTUALS 06/30/2017	DEPT REQUESTED 06/30/2018	CAO RECOMM 06/30/2018	BOARD APPROVED 06/30/2018
BUDGET UNIT: 045501 CALIFORNIA CHILD SERVICE-ADMIN							
FUND: 0001 GENERAL FUND							
REVENUES:							
4420 - SOCIAL SERVICE REALIGNMENT	\$9,070	\$13,243	\$13,243	\$6,795	\$17,967	\$17,967	\$0
4498 - STATE GRANTS	\$54,070	\$101,110	\$88,227	\$47,169	\$88,227	\$88,227	\$0
AID FROM OTHER GOVT AGENCIES	\$63,140	\$114,353	\$101,470	\$53,964	\$106,194	\$106,194	\$0
TOTAL REVENUES:	\$63,140	\$114,353	\$101,470	\$53,964	\$106,194	\$106,194	\$0
EXPENSES:							
5001 - SALARIED EMPLOYEES	\$41,676	\$62,907	\$55,555	\$33,198	\$56,135	\$56,135	\$0
5012 - PART TIME EMPLOYEES	\$0	\$0	\$3,004	\$3,003	\$0	\$0	\$0
5021 - RETIREMENT & SOCIAL SECURITY	\$3,339	\$4,899	\$4,899	\$2,780	\$4,363	\$4,363	\$0
5022 - PERS RETIREMENT	\$8,881	\$14,101	\$14,101	\$8,637	\$7,990	\$7,990	\$0
5024 - RETIREMENT-UNFUNDED LIAB	\$0	\$0	\$0	\$0	\$7,141	\$7,141	\$0
5031 - MEDICAL INSURANCE	\$2,975	\$10,907	\$10,907	\$4,289	\$10,333	\$10,333	\$0
5032 - DISABILITY INSURANCE	\$357	\$635	\$635	\$292	\$569	\$569	\$0
5042 - SICK LEAVE BUY OUT	\$416	\$613	\$613	\$358	\$750	\$750	\$0
5043 - OTHER BENEFITS	\$1,839	\$506	\$506	\$503	\$144	\$144	\$0
SALARIES & BENEFITS	\$59,485	\$94,568	\$90,220	\$53,064	\$87,425	\$87,425	\$0
5265 - PROFESSIONAL & SPECIAL SERVICE	\$19	\$300	\$300	\$73	\$300	\$300	\$0
5311 - GENERAL OPERATING EXPENSE	\$702	\$1,200	\$597	\$299	\$600	\$600	\$0
5351 - UTILITIES	\$841	\$1,300	\$900	\$803	\$900	\$900	\$0
SERVICES & SUPPLIES	\$1,562	\$2,800	\$1,797	\$1,177	\$1,800	\$1,800	\$0
5121 - INTERNAL CHARGES	\$383	\$600	\$1,003	\$755	\$1,000	\$1,000	\$0
5129 - INTERNAL COPY CHARGES (NON-IS)	\$207	\$222	\$222	\$183	\$141	\$141	\$0
5152 - WORKERS COMPENSATION	\$647	\$653	\$653	\$653	\$478	\$478	\$0
5155 - PUBLIC LIABILITY INSURANCE	\$426	\$510	\$510	\$510	\$350	\$350	\$0
INTERNAL CHARGES	\$1,664	\$1,985	\$2,388	\$2,102	\$1,969	\$1,969	\$0
5501 - SUPPORT & CARE OF PERSONS	\$5,332	\$15,000	\$7,065	\$5,667	\$15,000	\$15,000	\$0
OTHER CHARGES	\$5,332	\$15,000	\$7,065	\$5,667	\$15,000	\$15,000	\$0
TOTAL EXPENSES:	\$68,045	\$114,353	\$101,470	\$62,010	\$106,194	\$106,194	\$0

COUNTY OF INYO

BUD002A - BUDGET REQUESTS

RUNDATE: 06/30/2017 TODAY'S DATE: 08/18/2017

FOR FISCAL YEARS: 07/01/2015 - 06/30/18

	YTD ACTUALS 06/30/2016	BOARD APPROVED 06/30/2017	WORKING BUDGET 06/30/2017	YTD ACTUALS 06/30/2017	DEPT REQUESTED 06/30/2018	CAO RECOMM 06/30/2018	BOARD APPROVED 06/30/2018
BUDGET UNIT: 045501 CALIFORNIA CHILD SERVICE-ADMIN	(\$4,905)	\$0	\$0	(\$8,046)	\$0	\$0	\$0

CALIFORNIA CHILDREN SERVICE

045500

DEPARTMENTAL FUNCTIONS

CCS Medical Therapy Program (MTP) is based on the premise that all children should have adequate medical care to prevent disabilities and that each county must assist in providing for that care according to California Code of Regulations and the US Title 20, "Individuals with Disabilities Education Act". Services are available to children with serious access and functional needs, without regard to financial eligibility if their educational or physical development would be impeded without services. This portion of the CCS program provides direct treatment for the child with needs specific to physical and occupational therapy, and special equipment such as braces, walkers, wheel chairs, lifts, beds, and therapeutic equipment for personal use. Ongoing provision of Medical Therapy Conference (MTC) services requires nurse case management of referrals, obtaining medical histories and appropriate tests, coordinating appointments and facilitating follow up authorization for medical care and services. Local MTC brings the services to our community and schools, in accordance with the interagency agreement between the California State Department of Health Services and the California Office of Education.

MAJOR ACCOMPLISHMENTS IN FISCAL YEAR 2016-2017

- MEDICAL THERAPY CONFERENCE (MTC) - The CCS staff worked with Mono County CCS staff to coordinate and co-facilitated two MTCs during FY 16/17. The MTC brings a variety of pediatric specialists to the Eastern Sierra, allowing families to access services for their children without traveling outside of the area. The MTC team typically includes, but is not limited to: a physician, physical and occupational therapists, a nutritionist, durable medical equipment provider and an orthotics/prosthetics provider. Eighteen children from Inyo County participated in the MTCs this year.
- POST MTC REFERRALS AND CARE- Following each MTC, Inyo County CCS staff work diligently to ensure all follow up appointments and referrals are coordinated in a timely manner. During the 2016-17 fiscal year, outcomes for clients participating in the MTC included referrals to appropriate specialists and/or recommendations for additional testing, re-fitting of braces and orthotics to ensure proper fit as the children grow, custom fitting of wheelchair, and referrals to physical therapy and/or occupational therapy.
- MEDICAL THERAPY PROGRAM (MTP) CASE MANAGEMENT- CCS staff in Public Health provided case management of 10 children through MTP services. Ongoing case management also includes coordinating audiology services and oral/motor assessments for speech therapy for children from newborn to eighteen years of age with Special Education and staff of the Inyo County Superintendent of Schools. Without these services, special needs children in Inyo County would have limited opportunities for appropriate education support within the school.

GOALS FOR FISCAL YEAR 2017-2018

- Continue to coordinate MTP services to meet the needs of the eligible children of Inyo County.
- Increase collaboration with other county services and outside agencies that provide services to MTP clients to ensure that children who need special equipment and/or therapy continue to receive services in an efficient and effective manner.
- Continue to provide training to nursing staff to ensure continuity of case management in this program.

DEPARTMENTAL BUDGET REQUEST FOR FISCAL YEAR 2017-2018

The Department's Fiscal Year 2017-2018 Requested Budget represents an overall decrease of \$14,190 in expenditures, and a decrease of \$14,190 in revenues, when compared to the Fiscal Year 2016-2017 Board Approved Budget. As a result, the Requested Net County Cost is increased by \$0.

Personnel Costs decreased by \$6,543 compared to the Fiscal Year 2016-2017 Board Approved Budget, due to change in staffing needed for this program.

Revenues

4420 (SOCIAL SERVICE REALIGNMENT) decreased by \$14,190: Decrease in projected revenues needed after reviewing 16/17 expenditures.

Personnel

The Department's Requested Budget represents a decrease in the number of fulltime equivalent (FTE) positions that are supported by this budget.

There is a .05 FTE decrease. See attached HHS Personnel Shift Table.

Services & Supplies

5265 (PROFESSIONAL & SPECIAL SERVICE) decreased by \$7,500: Projected expenses after reviewing 16/17 expenditures.

Support & Care of Persons

(There are no changes in this object category from the previous fiscal year.)

Fixed Assets

(There are no changes in this object category from the previous fiscal year.)

FISCAL YEAR 2017-2018 REDUCTION IMPACTS TO BASE BUDGET

None.

FISCAL YEAR 2017-2018 STATE/FEDERAL FUNDING SUMMARY

CCS is one of several programs carved out of Medi-Cal expansion in California.

FISCAL YEAR 2017-2018 REGULATORY COMPLIANCE SUMMARY

Counties are mandated to provide CCS through either their public health or social services programs (HSC Sect. 123850).

MAJOR POLICY CONSIDERATIONS BEING REQUESTED

None.

COUNTY OF INYO

BUD002A - BUDGET REQUESTS

RUNDATE: 06/30/2017 TODAY'S DATE: 08/18/2017

FOR FISCAL YEARS: 07/01/2015 - 06/30/18

	YTD ACTUALS 06/30/2016	BOARD APPROVED 06/30/2017	WORKING BUDGET 06/30/2017	YTD ACTUALS 06/30/2017	DEPT REQUESTED 06/30/2018	CAO RECOMM 06/30/2018	BOARD APPROVED 06/30/2018
BUDGET UNIT: 045500 CALIFORNIA CHILDREN SERVICE							
FUND: 0001 GENERAL FUND							
REVENUES:							
4420 - SOCIAL SERVICE REALIGNMENT	\$2,270	\$21,076	\$21,076	\$7,557	\$6,886	\$6,886	\$0
4498 - STATE GRANTS	\$12,640	\$13,203	\$13,203	\$2,262	\$13,203	\$13,203	\$0
AID FROM OTHER GOVT AGENCIES	\$14,910	\$34,279	\$34,279	\$9,819	\$20,089	\$20,089	\$0
TOTAL REVENUES:	\$14,910	\$34,279	\$34,279	\$9,819	\$20,089	\$20,089	\$0
EXPENSES:							
5001 - SALARIED EMPLOYEES	\$8,314	\$12,827	\$12,827	\$0	\$7,844	\$7,844	\$0
5021 - RETIREMENT & SOCIAL SECURITY	\$690	\$981	\$981	\$0	\$600	\$600	\$0
5022 - PERS RETIREMENT	\$1,403	\$2,329	\$2,329	\$0	\$690	\$690	\$0
5024 - RETIREMENT-UNFUNDED LIAB	\$0	\$0	\$0	\$0	\$1,373	\$1,373	\$0
5031 - MEDICAL INSURANCE	\$73	\$2,761	\$2,761	\$0	\$1,898	\$1,898	\$0
5032 - DISABILITY INSURANCE	\$71	\$128	\$128	\$0	\$78	\$78	\$0
5043 - OTHER BENEFITS	\$634	\$0	\$0	\$0	\$0	\$0	\$0
SALARIES & BENEFITS	\$11,187	\$19,026	\$19,026	\$0	\$12,483	\$12,483	\$0
5265 - PROFESSIONAL & SPECIAL SERVICE	\$3,681	\$15,000	\$14,992	\$6,458	\$7,500	\$7,500	\$0
5351 - UTILITIES	\$0	\$0	\$8	(\$7)	\$0	\$0	\$0
SERVICES & SUPPLIES	\$3,681	\$15,000	\$15,000	\$6,450	\$7,500	\$7,500	\$0
5152 - WORKERS COMPENSATION	\$24	\$142	\$142	\$142	\$61	\$61	\$0
5155 - PUBLIC LIABILITY INSURANCE	\$17	\$111	\$111	\$111	\$45	\$45	\$0
INTERNAL CHARGES	\$42	\$253	\$253	\$253	\$106	\$106	\$0
TOTAL EXPENSES:	\$14,910	\$34,279	\$34,279	\$6,703	\$20,089	\$20,089	\$0
BUDGET UNIT: 045500 CALIFORNIA CHILDREN SERVICE	(\$0)	\$0	\$0	\$3,115	\$0	\$0	\$0

CARES GRANT 17-18

641217

DEPARTMENTAL FUNCTIONS

This program is designed to assure the availability of comprehensive social and medical services and to assist in the development of a support network for the HIV positive population in Inyo County. Specific responsibilities of the Department include functioning as the fiscal agent, providing case management services, outreach to potential clients, and collaboration with other agencies in the development of client services.

MAJOR ACCOMPLISHMENTS IN FISCAL YEAR 2016-2017

- **CASE MANAGEMENT-** Provided case management services to 5 unduplicated clients including various aspects of physical and mental health support and linkage to social and financial services. These are vital services for a population that has challenges in a small community to obtain necessary support while maintaining confidentiality.
- **TRANSPORTATION SERVICES-** As there are no HIV provider specialists in Inyo County, staff assisted clients to access out of county HIV specialists, including facilitating appointment scheduling and costs for transport, lodging and food. The financial aid provided to reach the appointments is essential to the program as many clients would not be able to afford the out of county travel expenses, leaving them vulnerable to diminishing health. During the first three quarters of FY 16/17, medical transportation assistance was provided for 8 out-of-area appointments.
- **DRUG ASSISTANCE-** The AIDS Drug Assistance Program (ADAP) provides income-eligible clients access to necessary and costly prescriptions by paying drug costs that may otherwise have been absorbed through county indigent services or hospital emergency programs. Three ADAP clients were assisted through the program in the first three quarters of FY 16/17.
- **PUBLIC EDUCATION-** Public Health staff promoted program services and events, such as World AIDS Day and National HIV Testing Day, through local media outlets, Public Health Briefs, and community bulletin board posts.

GOALS FOR FISCAL YEAR 2017-2018

- Provide medical and non-medical case management training to at least one nurse in the Public Health department.
- Continue to increase knowledge of HIV/AIDS disease process among Public Health staff by taking advantage of available webinars and conferences.
- Continue to assist HIV-infected individuals with accessing culturally appropriate medical care by maintaining relationships with referral sources within the county and with HIV specialists outside the county.

DEPARTMENTAL BUDGET REQUEST FOR FISCAL YEAR 2017-2018

The Department's Fiscal Year 2017-2018 Requested Budget represents an overall increase of \$3,593 in expenditures, and an increase of \$3,593 in revenues, when compared to the Fiscal Year 2016-2017 Board Approved Budget. As a result, the Requested Net County Cost is increased by \$0.

Personnel Costs decreased by \$22,161 compared to the Fiscal Year 2016-2017 Board Approved Budget, due to changes in FTE's budgeted in this program.

Revenues

4498 (STATE GRANTS) increased by \$3,593: This grant runs April through March. These funds are what is remaining from the total of the State allocation.

Personnel

The Department's Requested Budget represents a decrease in the number of fulltime equivalent (FTE) positions that are supported by this budget.

There is a .46 FTE decrease. See attached HHS Personnel Shift Table.

Services & Supplies

5263 (ADVERTISING) decreased by \$800: Projected expenses after reviewing 16/17 expenditures;
5331 (TRAVEL EXPENSE) decreased by \$392: Projected expenses after reviewing 16/17 expenditures;
5351 (UTILITIES) increased by \$50: Projected expenses after reviewing 16/17 expenditures.

Support & Care of Persons

5501 (SUPPORT & CARE OF PERSONS) increased by \$20,993: Increase due to the change in FTE's budgeted in this program, ensuring more funds are available for client needs.

Fixed Assets

(There are no changes in this object category from the previous fiscal year.)

FISCAL YEAR 2017-2018 REDUCTION IMPACTS TO BASE BUDGET

In response to low caseload, the Prevention Specialist has been removed from this budget (this increased that position's percentage in the Health budget).

FISCAL YEAR 2017-2018 STATE/FEDERAL FUNDING SUMMARY

This Federal funding is stable.

FISCAL YEAR 2017-2018 REGULATORY COMPLIANCE SUMMARY

Funds must be used exclusively for HIV positive clients.

MAJOR POLICY CONSIDERATIONS BEING REQUESTED

In response to low caseload, the Prevention Specialist has been removed from this budget (this increased that position's percentage in the Health budget) and duties assigned to a Licensed Vocational Nurse (LVN).

COUNTY OF INYO

BUD002A - BUDGET REQUESTS

RUNDATE: 06/30/2017 TODAY'S DATE: 08/18/2017

FOR FISCAL YEARS: 07/01/2015 - 06/30/18

	YTD ACTUALS 06/30/2016	BOARD APPROVED 06/30/2017	WORKING BUDGET 06/30/2017	YTD ACTUALS 06/30/2017	DEPT REQUESTED 06/30/2018	CAO RECOMM 06/30/2018	BOARD APPROVED 06/30/2018
BUDGET UNIT: 641217 CARES GRANT 17-18							
FUND: 6807 CARES GRANT 2017-2018							
REVENUES:							
4498 - STATE GRANTS	\$0	\$26,063	\$26,063	\$0	\$60,266	\$60,266	\$0
AID FROM OTHER GOVT AGENCIES	\$0	\$26,063	\$26,063	\$0	\$60,266	\$60,266	\$0
TOTAL REVENUES:	\$0	\$26,063	\$26,063	\$0	\$60,266	\$60,266	\$0
EXPENSES:							
5001 - SALARIED EMPLOYEES	\$0	\$12,666	\$12,666	\$1,040	\$9,039	\$9,039	\$0
5021 - RETIREMENT & SOCIAL SECURITY	\$0	\$979	\$979	\$76	\$695	\$695	\$0
5022 - PERS RETIREMENT	\$0	\$2,890	\$2,890	\$258	\$999	\$999	\$0
5024 - RETIREMENT-UNFUNDED LIAB	\$0	\$0	\$0	\$0	\$3,433	\$3,433	\$0
5031 - MEDICAL INSURANCE	\$0	\$3,444	\$3,444	\$149	\$2,026	\$2,026	\$0
5032 - DISABILITY INSURANCE	\$0	\$128	\$128	\$8	\$91	\$91	\$0
5042 - SICK LEAVE BUY OUT	\$0	\$128	\$128	\$0	\$50	\$50	\$0
SALARIES & BENEFITS	\$0	\$20,235	\$20,235	\$1,534	\$16,333	\$16,333	\$0
5263 - ADVERTISING	\$0	\$800	\$800	\$0	\$1,500	\$1,500	\$0
5265 - PROFESSIONAL & SPECIAL SERVICE	\$0	\$0	\$0	\$2	\$0	\$0	\$0
5311 - GENERAL OPERATING EXPENSE	\$0	\$250	\$250	\$25	\$500	\$500	\$0
5351 - UTILITIES	\$0	\$300	\$300	\$127	\$800	\$800	\$0
SERVICES & SUPPLIES	\$0	\$1,350	\$1,350	\$155	\$2,800	\$2,800	\$0
5121 - INTERNAL CHARGES	\$0	\$750	\$750	\$20	\$500	\$500	\$0
5129 - INTERNAL COPY CHARGES (NON-IS)	\$0	\$0	\$0	\$0	\$10	\$10	\$0
5152 - WORKERS COMPENSATION	\$0	\$118	\$118	\$118	\$478	\$478	\$0
5155 - PUBLIC LIABILITY INSURANCE	\$0	\$91	\$91	\$92	\$345	\$345	\$0
5315 - COUNTY COST PLAN	\$0	\$149	\$149	\$148	\$6,173	\$6,173	\$0
5333 - MOTOR POOL	\$0	\$370	\$370	\$0	\$500	\$500	\$0
INTERNAL CHARGES	\$0	\$1,478	\$1,478	\$380	\$8,006	\$8,006	\$0
5501 - SUPPORT & CARE OF PERSONS	\$0	\$3,000	\$3,000	\$0	\$31,627	\$31,627	\$0
5508 - SUPPORT & CARE - 1099	\$0	\$0	\$0	\$0	\$1,500	\$1,500	\$0
OTHER CHARGES	\$0	\$3,000	\$3,000	\$0	\$33,127	\$33,127	\$0

COUNTY OF INYO

BUD002A - BUDGET REQUESTS

RUNDATE: 06/30/2017 TODAY'S DATE: 08/18/2017

FOR FISCAL YEARS: 07/01/2015 - 06/30/18

	YTD ACTUALS 06/30/2016	BOARD APPROVED 06/30/2017	WORKING BUDGET 06/30/2017	YTD ACTUALS 06/30/2017	DEPT REQUESTED 06/30/2018	CAO RECOMM 06/30/2018	BOARD APPROVED 06/30/2018
TOTAL EXPENSES:	\$0	\$26,063	\$26,063	\$2,070	\$60,266	\$60,266	\$0
BUDGET UNIT: 641217 CARES GRANT 17-18	\$0	\$0	\$0	(\$2,070)	\$0	\$0	\$0

CARES GRANT 18-19 641218

DEPARTMENTAL FUNCTIONS

This program is designed to assure the availability of comprehensive social and medical services and to assist in the development of a support network for the HIV positive population in Inyo County. Specific responsibilities of the Department include functioning as the fiscal agent, providing case management services, outreach to potential clients, and collaboration with other agencies in the development of client services.

MAJOR ACCOMPLISHMENTS IN FISCAL YEAR 2016-2017

- **CASE MANAGEMENT-** Provided case management services to 5 unduplicated clients including various aspects of physical and mental health support and linkage to social and financial services. These are vital services for a population that has challenges in a small community to obtain necessary support while maintaining confidentiality.
- **TRANSPORTATION SERVICES-** As there are no HIV provider specialists in Inyo County, staff assisted clients to access out of county HIV specialists, including facilitating appointment scheduling and costs for transport, lodging and food. The financial aid provided to reach the appointments is essential to the program as many clients would not be able to afford the out of county travel expenses, leaving them vulnerable to diminishing health. During the first three quarters of FY 16/17, medical transportation assistance was provided for 8 out-of-area appointments.
- **DRUG ASSISTANCE-** The AIDS Drug Assistance Program (ADAP) provides income-eligible clients access to necessary and costly prescriptions by paying drug costs that may otherwise have been absorbed through county indigent services or hospital emergency programs. Three ADAP clients were assisted through the program in the first three quarters of FY 16/17.
- **PUBLIC EDUCATION-** Public Health staff promoted program services and events, such as World AIDS Day and National HIV Testing Day, through local media outlets, Public Health Briefs, and community bulletin board posts.

GOALS FOR FISCAL YEAR 2017-2018

- Provide medical and non-medical case management training to at least one nurse in the Public Health department.
- Continue to increase knowledge of HIV/AIDS disease process among Public Health staff by taking advantage of available webinars and conferences.
- Continue to assist HIV-infected individuals with accessing culturally appropriate medical care by maintaining relationships with referral sources within the county and with HIV specialists outside the county.

DEPARTMENTAL BUDGET REQUEST FOR FISCAL YEAR 2017-2018

The Department's Fiscal Year 2017-2018 Requested Budget represents an overall decrease of \$5,974 in expenditures, and a decrease of \$5,974 in revenues, when compared to the Fiscal Year 2016-2017 Board Approved Budget. As a result, the Requested Net County Cost is increased by \$0.

Personnel Costs decreased by \$14,723 compared to the Fiscal Year 2016-2017 Board Approved Budget, due to changes in FTE's budgeted in the program.

Revenues

4498 (STATE GRANTS) decreased by \$5,974: This grant is April through March. This is budget is the first part of the allocation and the remaining will be budgeted in 18/19.

Personnel

The Department's Requested Budget represents a decrease in the number of fulltime equivalent (FTE) positions that are supported by this budget.

There is a .46 FTE decrease. See attached HHS Personnel Shift Table.

Services & Supplies

(There are no changes in this object category from the previous fiscal year.)

Support & Care of Persons

5501 (SUPPORT & CARE OF PERSONS) increased by \$7,146: Due to the change in FTE's budgeted in the program, more funds are available for client needs.

Fixed Assets

(There are no changes in this object category from the previous fiscal year.)

FISCAL YEAR 2017-2018 REDUCTION IMPACTS TO BASE BUDGET

In response to low caseload, the Prevention Specialist has been removed from this budget (this increased that position's percentage in the Health budget).

FISCAL YEAR 2017-2018 STATE/FEDERAL FUNDING SUMMARY

This Federal funding is stable.

FISCAL YEAR 2017-2018 REGULATORY COMPLIANCE SUMMARY

Funds must be used exclusively for HIV positive clients.

MAJOR POLICY CONSIDERATIONS BEING REQUESTED

In response to low caseload, the Prevention Specialist has been removed from this budget (this increased that position's percentage in the Health budget) and duties assigned to a Licensed Vocational Nurse (LVN).

COUNTY OF INYO

BUD002A - BUDGET REQUESTS

RUNDATE: 06/30/2017 TODAY'S DATE: 08/18/2017

FOR FISCAL YEARS: 07/01/2015 - 06/30/18

	YTD ACTUALS 06/30/2016	BOARD APPROVED 06/30/2017	WORKING BUDGET 06/30/2017	YTD ACTUALS 06/30/2017	DEPT REQUESTED 06/30/2018	CAO RECOMM 06/30/2018	BOARD APPROVED 06/30/2018
BUDGET UNIT: 641218 CARES GRANT 18-19							
FUND: 6855 CARES GRANT 2018-2019							
REVENUES:							
4498 - STATE GRANTS	\$0	\$0	\$0	\$0	\$20,089	\$20,089	\$0
AID FROM OTHER GOVT AGENCIES	\$0	\$0	\$0	\$0	\$20,089	\$20,089	\$0
TOTAL REVENUES:	<u>\$0</u>	<u>\$0</u>	<u>\$0</u>	<u>\$0</u>	<u>\$20,089</u>	<u>\$20,089</u>	<u>\$0</u>
EXPENSES:							
5001 - SALARIED EMPLOYEES	\$0	\$0	\$0	\$0	\$3,059	\$3,059	\$0
5021 - RETIREMENT & SOCIAL SECURITY	\$0	\$0	\$0	\$0	\$235	\$235	\$0
5022 - PERS RETIREMENT	\$0	\$0	\$0	\$0	\$341	\$341	\$0
5024 - RETIREMENT-UNFUNDED LIAB	\$0	\$0	\$0	\$0	\$1,145	\$1,145	\$0
5031 - MEDICAL INSURANCE	\$0	\$0	\$0	\$0	\$684	\$684	\$0
5032 - DISABILITY INSURANCE	\$0	\$0	\$0	\$0	\$31	\$31	\$0
5042 - SICK LEAVE BUY OUT	\$0	\$0	\$0	\$0	\$17	\$17	\$0
SALARIES & BENEFITS	\$0	\$0	\$0	\$0	\$5,512	\$5,512	\$0
5263 - ADVERTISING	\$0	\$0	\$0	\$0	\$800	\$800	\$0
5311 - GENERAL OPERATING EXPENSE	\$0	\$0	\$0	\$0	\$250	\$250	\$0
5351 - UTILITIES	\$0	\$0	\$0	\$0	\$300	\$300	\$0
SERVICES & SUPPLIES	\$0	\$0	\$0	\$0	\$1,350	\$1,350	\$0
5121 - INTERNAL CHARGES	\$0	\$0	\$0	\$0	\$750	\$750	\$0
5129 - INTERNAL COPY CHARGES (NON-IS)	\$0	\$0	\$0	\$0	\$5	\$5	\$0
5152 - WORKERS COMPENSATION	\$0	\$0	\$0	\$0	\$157	\$157	\$0
5155 - PUBLIC LIABILITY INSURANCE	\$0	\$0	\$0	\$0	\$112	\$112	\$0
5315 - COUNTY COST PLAN	\$0	\$0	\$0	\$0	\$2,057	\$2,057	\$0
INTERNAL CHARGES	\$0	\$0	\$0	\$0	\$3,081	\$3,081	\$0
5501 - SUPPORT & CARE OF PERSONS	\$0	\$0	\$0	\$0	\$10,146	\$10,146	\$0
OTHER CHARGES	\$0	\$0	\$0	\$0	\$10,146	\$10,146	\$0
TOTAL EXPENSES:	<u>\$0</u>	<u>\$0</u>	<u>\$0</u>	<u>\$0</u>	<u>\$20,089</u>	<u>\$20,089</u>	<u>\$0</u>
BUDGET UNIT: 641218 CARES GRANT 18-19	\$0	\$0	\$0	\$0	\$0	\$0	\$0

CBCAP 642515

DEPARTMENTAL FUNCTIONS

This program is funded by the Office of Child Abuse Prevention within the California Department of Social Services. The program targets high-risk children and families in low income communities, and provides home visiting, transportation, and linkages to health care and other resources. These funds are expended exclusively in Tecopa, Shoshone and Furnace Creek communities. Health and Human Services staff based in Tecopa serve as client liaisons to other Health and Human Services as well as to services provided by other community-based nonprofit organizations. These monies partially fund the salary and operating costs for assigned staff.

MAJOR ACCOMPLISHMENTS IN FISCAL YEAR 2016-2017

- Provided assistance to approximately one hundred (100) families and individuals in southeast Inyo in applying for public assistance programs such as Medi-Cal, CalFresh and CalWORKs, including outreach and assistance in submission of application and required documentation. Outreach and parent education support was provided to eleven (11) families in order to ensure that the children in these families had timely and needed access to food and medical services, thus reducing the risk for neglect and additional, more costly interventions.
- Continued to conduct outreach for child abuse prevention as requested, ensuring the community is aware of the signs of suspected child abuse and ways to help families in their communities. Provided prevention information for the area, including information on drugs, alcohol and tobacco, child abuse, and domestic violence. This includes, in coordination with HHS Prevention programming, making a parenting education class available to the community
- Coordinated monthly community gatherings during which community members bring food to share, as well as canned goods and other food items for the community food pantry. An average of thirty-five (35) individuals and families attend this event monthly, providing an opportunity for community support and socialization, as well as a mechanism to regularly replenish the community food pantry. This helps to promote self-sufficiency and a sense of community - important to the overall well-being of the children and families living in the area.
- Provided disaster preparedness efforts and continued coordination with the Tecopa Fire Department, Emergency Medical Services and the American Red Cross for the families and individuals in the area.
- A staff member serving children, youth and families in Southern Inyo, became certified at two Triple P Parenting Levels: Level 4 - TRIPLE P GROUP (Parenting 0-12), which provides a framework for teaching group parenting skills to promote development and utilize positive behavior management strategies; Level 5 - TRIPLE P PATHWAYS (Parent Anger & Stress Management), which promotes cognitive restructuring skills, strategies for stress reduction, recognizing risk and protective factors operating within families, advanced assessment of child & family functioning and maintenance of behavioral change. This helps to ensure access to parenting education in our most remote area of the County.

GOALS FOR FISCAL YEAR 2017-2018

- Continue disaster preparedness efforts and develop contingency plans in the event that the community is isolated by a disaster, including the community potluck event that supports the community's maintenance of a food bank that ensures families have adequate access to food in the event of a crisis or other emergency.

- Continue outreach to high-risk children and families to provide information, resources to strengthen the families' abilities to prevent child abuse or out of home placement, drug and alcohol abuse, domestic violence, as well as addressing mental health issues.
- Provide Triple P Parenting classes to families as a community based group, or individualized, as needed to enhance the supports provided to families in Southern Inyo.
- Coordinate quarterly meetings of the HHS Coalition in Southeastern Inyo with the HHS Director and/or her designee's attendance, including outreach to community partners such as the Death Valley School District.
- Continue to utilize the videoconferencing equipment in the Tecopa Community Center to access remote services as appropriate and provide assistance in accessing services, including, but not limited to CalFresh, Medi-Cal, Behavioral Health Services, cash assistance and other supportive services as identified.

DEPARTMENTAL BUDGET REQUEST FOR FISCAL YEAR 2017-2018

The Department's Fiscal Year 2017-2018 Requested Budget represents an overall increase of \$9,839 in expenditures, and a decrease of \$300 in revenues, when compared to the Fiscal Year 2016-2017 Board Approved Budget. As a result, the Requested Net County Cost is increased by \$10,139.

We were given guidance from the State that we could use fund balance from this grant to enhance the services provided by the FIRST program. Our plan is to spend down these funds in this fiscal year.

Personnel Costs increased by \$358 compared to the Fiscal Year 2016-2017 Board Approved Budget, due to projected employee salary and benefit increases.

Revenues

4301 (INTEREST FROM TREASURY) increased by \$100: Projected revenue after reviewing 16/17 revenues; **4498** (STATE GRANTS) decreased by \$400: Projected allocation from the State.

Personnel

The Department's Requested Budget represents no change in the number of fulltime equivalent (FTE) positions that are supported by this budget.

See attached HHS Personnel Shift Table

Services & Supplies

(There are no changes in this object category from the previous fiscal year.)

Support & Care of Persons

(There are no changes in this object category from the previous fiscal year.)

Fixed Assets

(There are no changes in this object category from the previous fiscal year.)

FISCAL YEAR 2017-2018 REDUCTION IMPACTS TO BASE BUDGET

None.

FISCAL YEAR 2017-2018 STATE/FEDERAL FUNDING SUMMARY

This budget is all federal funding, and no state funding.

FISCAL YEAR 2017-2018 REGULATORY COMPLIANCE SUMMARY

While this is not a mandated program, this small allocation has allowed us to keep two full time positions based in the Tecopa community. One Tecopa Operations Manager and one social services support staff position were created using this CBCAP funding, some funding from ESAAA, Social Services, Alcohol and other Drug Services and Mental Health.

MAJOR POLICY CONSIDERATIONS BEING REQUESTED

None.

COUNTY OF INYO

BUD002A - BUDGET REQUESTS

RUNDATE: 06/30/2017 TODAY'S DATE: 08/18/2017

FOR FISCAL YEARS: 07/01/2015 - 06/30/18

	YTD ACTUALS 06/30/2016	BOARD APPROVED 06/30/2017	WORKING BUDGET 06/30/2017	YTD ACTUALS 06/30/2017	DEPT REQUESTED 06/30/2018	CAO RECOMM 06/30/2018	BOARD APPROVED 06/30/2018
BUDGET UNIT: 642515 CBCAP							
FUND: 6840 CBCAP							
REVENUES:							
4301 - INTEREST FROM TREASURY	\$219	\$0	\$167	\$364	\$100	\$100	\$0
REV USE OF MONEY & PROPERTY	\$219	\$0	\$167	\$364	\$100	\$100	\$0
4498 - STATE GRANTS	\$27,742	\$27,742	\$27,342	\$27,342	\$27,342	\$27,342	\$0
AID FROM OTHER GOVT AGENCIES	\$27,742	\$27,742	\$27,342	\$27,342	\$27,342	\$27,342	\$0
4998 - OPERATING TRANSFERS IN	\$71,131	\$0	\$0	\$0	\$0	\$0	\$0
OTHER FINANCING SOURCES	\$71,131	\$0	\$0	\$0	\$0	\$0	\$0
TOTAL REVENUES:	\$99,092	\$27,742	\$27,509	\$27,706	\$27,442	\$27,442	\$0
EXPENSES:							
5001 - SALARIED EMPLOYEES	\$11,318	\$12,366	\$10,926	\$9,731	\$12,122	\$12,122	\$0
5012 - PART TIME EMPLOYEES	\$1,610	\$0	\$1,440	\$1,439	\$0	\$0	\$0
5021 - RETIREMENT & SOCIAL SECURITY	\$971	\$960	\$960	\$828	\$927	\$927	\$0
5022 - PERS RETIREMENT	\$2,083	\$2,246	\$2,246	\$1,758	\$1,066	\$1,066	\$0
5024 - RETIREMENT-UNFUNDED LIAB	\$0	\$0	\$0	\$0	\$2,564	\$2,564	\$0
5031 - MEDICAL INSURANCE	\$2,138	\$2,490	\$2,490	\$1,936	\$1,934	\$1,934	\$0
5032 - DISABILITY INSURANCE	\$95	\$125	\$125	\$84	\$121	\$121	\$0
5042 - SICK LEAVE BUY OUT	\$54	\$189	\$189	\$0	\$0	\$0	\$0
SALARIES & BENEFITS	\$18,272	\$18,376	\$18,376	\$15,779	\$18,734	\$18,734	\$0
5351 - UTILITIES	\$2,560	\$2,500	\$3,537	\$3,274	\$2,500	\$2,500	\$0
SERVICES & SUPPLIES	\$2,560	\$2,500	\$3,537	\$3,274	\$2,500	\$2,500	\$0
5152 - WORKERS COMPENSATION	\$210	\$177	\$177	\$177	\$188	\$188	\$0
5155 - PUBLIC LIABILITY INSURANCE	\$138	\$138	\$138	\$138	\$138	\$138	\$0
5315 - COUNTY COST PLAN	\$281	\$300	\$300	\$300	\$4,867	\$4,867	\$0
5333 - MOTOR POOL	\$6,153	\$6,251	\$7,558	\$8,690	\$1,015	\$1,015	\$0
INTERNAL CHARGES	\$6,783	\$6,866	\$8,173	\$9,305	\$6,208	\$6,208	\$0
5801 - OPERATING TRANSFERS OUT	\$20,686	\$0	\$15,418	\$17,165	\$10,139	\$10,139	\$0
OTHER FINANCING USES	\$20,686	\$0	\$15,418	\$17,165	\$10,139	\$10,139	\$0

COUNTY OF INYO

BUD002A - BUDGET REQUESTS

RUNDATE: 06/30/2017 TODAY'S DATE: 08/18/2017

FOR FISCAL YEARS: 07/01/2015 - 06/30/18

	YTD ACTUALS 06/30/2016	BOARD APPROVED 06/30/2017	WORKING BUDGET 06/30/2017	YTD ACTUALS 06/30/2017	DEPT REQUESTED 06/30/2018	CAO RECOMM 06/30/2018	BOARD APPROVED 06/30/2018
TOTAL EXPENSES:	\$48,302	\$27,742	\$45,504	\$45,523	\$37,581	\$37,581	\$0
BUDGET UNIT: 642515 CBCAP	\$50,789	\$0	(\$17,995)	(\$17,817)	(\$10,139)	(\$10,139)	\$0

CHILD HLTH AND DISABILITY PREV

045102

DEPARTMENTAL FUNCTIONS

This program provides local leadership in the identification of children's health needs and the development of countywide goals to promote CHDP, facilitates access to care for the targeted population and provides health assessments for the early detection and prevention of disease and disabilities in children by providing assistance in obtaining needed diagnostic and treatment services. CHDP is California's version of the federal children's Medicaid requirement.

MAJOR ACCOMPLISHMENTS IN FISCAL YEAR 2016-2017

- CHDP REFERRALS- Public Health staff reviewed all CHDP exams provided by medical providers to all Medi-Cal eligible children in the county. The exams are screened to identify medical conditions, including vision and dental needs that require special case management. Children who have ongoing medical issues identified during the CHDP exams are screened for health insurance deficits, and those who are underinsured may be enrolled in the California Children's Services program.
- VISION CASE MANAGEMENT- Public Health received and responded to nine vision referrals in the first three quarters of FY 16/17 and offered to assist each family with finding an appropriate provider, making appointments, and providing transportation assistance, as needed.
- COORDINATED SERVICES- Public Health and Prevention staff continued to collaborate with local pediatricians and other partners to identify gaps in child obesity prevention and education, and to identify ways to address the healthcare needs of overweight children in Inyo County.

GOALS FOR FISCAL YEAR 2017-2018

- Continue to assist families with case management needs and referrals based on findings from CHDP exams.
- Collaborate with local health care providers to assist with appropriate referrals for various needs, such as obesity prevention, as identified in CHDP exams.
- Provide foster care nurse case management training to new Public Health nursing staff in order to ensure that the health needs of the children in placement and those children preparing to transition into independent living as adults are monitored and effectively addressed.

DEPARTMENTAL BUDGET REQUEST FOR FISCAL YEAR 2017-2018

The Department's Fiscal Year 2017-2018 Requested Budget represents an overall increase of \$12,429 in expenditures, and an increase of \$12,429 in revenues, when compared to the Fiscal Year 2016-2017 Board Approved Budget. As a result, the Requested Net County Cost is increased by \$0.

This increase is due to a new allocation for case management for foster care children on psychotropic medications.

Personnel Costs increased by \$13,380 compared to the Fiscal Year 2016-2017 Board Approved Budget, due to new allocation for case management for foster care children on psychotropic medications.

Revenues

4498 (STATE GRANTS) increased by \$12,429: New allocation for case management for foster care children on psychotropic medications.

Personnel

The Department's Requested Budget represents an increase in the number of fulltime equivalent (FTE) positions that are supported by this budget.

There is a .11 FTE increase. See attached HHS Personnel Shift Table.

Services & Supplies

5232 (OFFICE & OTHER EQUIP < \$5,000) decreased by \$1,000: Projected expenses after reviewing 16/17 expenditures; **5291** (OFFICE, SPACE & SITE RENTAL) increased by \$156: Projected expense after reviewing 16/17 expenditures; **5311** (GENERAL OPERATING EXPENSE) decreased by \$1,941: Projected expense after reviewing 16/17 expenditures; **5331** (TRAVEL EXPENSE) increased by \$1,888: We are providing travel assistance to dental professionals to provide dental screenings in our schools.

Support & Care of Persons

(There are no changes in this object category from the previous fiscal year.)

Fixed Assets

(There are no changes in this object category from the previous fiscal year.)

FISCAL YEAR 2017-2018 REDUCTION IMPACTS TO BASE BUDGET

None

FISCAL YEAR 2017-2018 STATE/FEDERAL FUNDING SUMMARY

Not applicable

FISCAL YEAR 2017-2018 REGULATORY COMPLIANCE SUMMARY

Per Health & Safety Code, Section 124040, the County shall establish a community CHDP program, and may contract with public or private entities to provide services.

MAJOR POLICY CONSIDERATIONS BEING REQUESTED

This budget shares the cost (with Health, MCAH, CARES) of a new Licensed Vocational Nurse (LVN) to work directly under the Health Officer.

COUNTY OF INYO

BUD002A - BUDGET REQUESTS

RUNDATE: 06/30/2017 TODAY'S DATE: 08/18/2017

FOR FISCAL YEARS: 07/01/2015 - 06/30/18

	YTD ACTUALS 06/30/2016	BOARD APPROVED 06/30/2017	WORKING BUDGET 06/30/2017	YTD ACTUALS 06/30/2017	DEPT REQUESTED 06/30/2018	CAO RECOMM 06/30/2018	BOARD APPROVED 06/30/2018
BUDGET UNIT: 045102 CHILD HLTH AND DISABILITY PREV							
FUND: 0001 GENERAL FUND							
REVENUES:							
4498 - STATE GRANTS	\$56,315	\$99,089	\$105,365	\$46,780	\$111,518	\$111,518	\$0
AID FROM OTHER GOVT AGENCIES	\$56,315	\$99,089	\$105,365	\$46,780	\$111,518	\$111,518	\$0
TOTAL REVENUES:	\$56,315	\$99,089	\$105,365	\$46,780	\$111,518	\$111,518	\$0
EXPENSES:							
5001 - SALARIED EMPLOYEES	\$40,426	\$52,183	\$44,566	\$25,119	\$61,657	\$61,742	\$0
5012 - PART TIME EMPLOYEES	\$0	\$0	\$9,902	\$901	\$0	\$0	\$0
5021 - RETIREMENT & SOCIAL SECURITY	\$3,268	\$4,102	\$4,102	\$2,072	\$4,832	\$4,838	\$0
5022 - PERS RETIREMENT	\$8,575	\$11,301	\$11,301	\$6,372	\$7,190	\$7,204	\$0
5024 - RETIREMENT-UNFUNDED LIAB	\$0	\$0	\$0	\$0	\$5,035	\$5,035	\$0
5031 - MEDICAL INSURANCE	\$2,671	\$8,254	\$8,254	\$2,173	\$10,342	\$10,235	\$0
5032 - DISABILITY INSURANCE	\$346	\$525	\$525	\$222	\$616	\$618	\$0
5042 - SICK LEAVE BUY OUT	\$317	\$344	\$60	\$59	\$61	\$61	\$0
5043 - OTHER BENEFITS	\$2,356	\$1,084	\$1,368	\$1,324	\$1,440	\$1,440	\$0
SALARIES & BENEFITS	\$57,963	\$77,793	\$80,078	\$38,245	\$91,173	\$91,173	\$0
5232 - OFFICE & OTHER EQUIP < \$5,000	\$0	\$1,000	\$1,000	\$0	\$0	\$0	\$0
5265 - PROFESSIONAL & SPECIAL SERVICE	\$154	\$200	\$200	\$22	\$200	\$200	\$0
5291 - OFFICE, SPACE & SITE RENTAL	\$0	\$110	\$110	\$100	\$266	\$266	\$0
5311 - GENERAL OPERATING EXPENSE	\$324	\$16,477	\$20,188	\$184	\$14,536	\$14,536	\$0
5331 - TRAVEL EXPENSE	\$0	\$1,112	\$1,112	\$1,227	\$3,000	\$3,000	\$0
5351 - UTILITIES	\$400	\$554	\$554	\$375	\$554	\$554	\$0
SERVICES & SUPPLIES	\$880	\$19,453	\$23,164	\$1,910	\$18,556	\$18,556	\$0
5121 - INTERNAL CHARGES	\$182	\$300	\$610	\$355	\$1,000	\$1,000	\$0
5129 - INTERNAL COPY CHARGES (NON-IS)	\$8	\$61	\$31	\$33	\$26	\$26	\$0
5152 - WORKERS COMPENSATION	\$342	\$618	\$618	\$618	\$440	\$440	\$0
5155 - PUBLIC LIABILITY INSURANCE	\$225	\$482	\$482	\$481	\$323	\$323	\$0
5333 - MOTOR POOL	\$0	\$382	\$382	\$0	\$0	\$0	\$0
INTERNAL CHARGES	\$758	\$1,843	\$2,123	\$1,489	\$1,789	\$1,789	\$0
TOTAL EXPENSES:	\$59,601	\$99,089	\$105,365	\$41,645	\$111,518	\$111,518	\$0

COUNTY OF INYO

BUD002A - BUDGET REQUESTS

RUNDATE: 06/30/2017 TODAY'S DATE: 08/18/2017

FOR FISCAL YEARS: 07/01/2015 - 06/30/18

	YTD ACTUALS 06/30/2016	BOARD APPROVED 06/30/2017	WORKING BUDGET 06/30/2017	YTD ACTUALS 06/30/2017	DEPT REQUESTED 06/30/2018	CAO RECOMM 06/30/2018	BOARD APPROVED 06/30/2018
BUDGET UNIT: 045102 CHILD HLTH AND DISABILITY PREV	(\$3,286)	\$0	\$0	\$5,134	\$0	\$0	\$0

COMMUNITY MENTAL HEALTH

045200

DEPARTMENTAL FUNCTIONS

Child and Family Mental Health Services include predominantly field-based outreach, assessment and coordinated treatment services to children with emotional disturbance and their families. This includes groups, rehabilitation, case management, therapeutic behavior services, family counseling, Parent Child Interactive Therapy (PCIT), crisis intervention and medication services.

Adult and Older Adult Mental Health Services include outreach, assessment, and integrated treatment services to adults and older adults with severe mental illness or co-occurring mental illness/substance abuse issues meeting the "medical necessity" criteria AND who are either Medi-Cal beneficiaries or indigents. This includes medication, psychotherapy, rehabilitation, groups, case management, residential, crisis intervention, and LPS (Welfare & Institutions Code 5150) services.

A SAMHSA (Substance Abuse & Mental Health Services Administration) Federal Mental Health Block Grant is used to partially fund the licensed 24-hour, 12-bed board and care facility, Progress House, for adults experiencing acute symptoms of mental illness and who are in need of long-term or respite care. Staff members at Progress House also provide first line contact for after-hours mental health calls.

The Mental Health Services Act (MHSA) is intended to expand county mental health programs to focus on un-served/underserved Inyo County residents with severe mental illness. Staff members use a wellness center recovery approach to mental illnesses to promote the successful integration of mental health consumers into the workplace & the community. Outreach & prevention strategies are also used to target isolated older adults.

MAJOR ACCOMPLISHMENTS IN FISCAL YEAR 2016-2017

- Outpatient services to 431 persons with 239 individuals receiving medication services, reducing risk for higher level of mental health interventions. Consumers were also provided about 7,500 hours of billable mental health services, medication support or targeted case management (up by more than 1,000 hours over last year) and another 1,575 hours of indirect billable services, ensuring funding to maintain mental health services. There were a total of 21 hospitalizations for 17 unduplicated Inyo County beneficiaries. Five beneficiaries (8 hospitalizations) were under 18 years of age.
- The Child and Family Program provided 82 assessments of youth and families from March 2016 through February 2017 (one year). That is a slight increase from last year. We had a four-fold increase in services to Hispanic families, from 8 last year to 32 this past year. The capacity to increase services in the home and to foster and probation youth increased with the addition of 2 new staff: a Rehab Counselor transferred from Probation, and a psychotherapist who is part of Continuing Care Reform (CCR) foster care services. The program was fortunate to also mentor an intern who provided additional therapy services. Among services provided was a foster family youth group, social skills groups for boys and girls, individual counseling in 7 different schools, a high risk prevention group at BUHS, and Parent Child Interaction Therapy to several parents in CPS services.
- Forty nine adult consumers received pill box assistance or injectable medication; 35 adults received intensive case management to remain in the community, thus reducing higher cost interventions; 19 adults received representative payee services to assist with money management, which supports stabilizing their housing and other basic needs. At any time, 10 to 15 inmates (approximately 20-25 % of the population) received psychotropic medication and care coordination resulting in an average of 60 hours per month involved in direct service or coordinated care by Behavioral Health nurses or physician staff. The provision of these jail-based services helps reduce behavior management issues for Correction staff.

- Progress House staff logged a total of 223 after-hours crisis calls and resolved 101 (or ~45%) of these calls directly, reducing the need for higher cost staff to respond. Progress House maintained an average population of 11 persons and 17 persons received respite care thus avoiding the need for hospitalization. Several of these individuals had experienced some contact with the Criminal Justice system. Expanded work experience program at Progress House/Wellness Center under the guidance of a new temporary HHS Specialist I (Peer Supporter) position. Continued a comprehensive training program to train para-professionals and licensed staff in providing emergency mental health services to increase skills and capacity in this area. As a result, three persons have entered front line of the on-call rotation and four have begun work providing assistance with stabilization, case management and bed-finding.
- MHSA funds provided consumer-directed services at the wellness center sites for 220 individuals, including 24 homeless persons. Wellness Center staff provided outreach to 55 Latino residents with an additional 22 receiving some level of counseling services. This helps meet an MHSA goal of providing access to an underserved population. A Behavioral Health RN provided screening and outreach to an additional 19 older adults throughout the County. This year 25 Seniors, 13 in North County and 12 in South County, were also served weekly through the Friendly Visitor program (reducing depression and isolation). This is twice as many seniors served through this program as last year. Twenty-six community members attended Mental Health First Aid classes and an additional 2 classes are scheduled for Southeast County for April 2017.

GOALS FOR FISCAL YEAR 2017-2018

- Complete implementation of all aspects of the Kings View/Cerner electronic health record and billing system to result in 1) increased reporting capability and outcome measure collection; 2) ensuring compatibility for telemedicine use and; 3) evaluating viability for use for additional health measure tracking for whole person care.
- As part of the larger HHS department, identify strategies to address workforce capacity challenges resulting from long term employees' retirements or other vacancies.
- Participation in Continuum of Care Reform (CCR) to result in increased capacity for effective home and community-based care for families and youth and reduce costs associated with out-of-home placements.

DEPARTMENTAL BUDGET REQUEST FOR FISCAL YEAR 2017-2018

The Department's Fiscal Year 2017-2018 Requested Budget represents an overall increase of \$194,399 in expenditures, and an increase of \$194,399 in revenues, when compared to the Fiscal Year 2016-2017 Board Approved Budget. As a result, the Requested Net County Cost is increased by \$0.

Personnel Costs decreased by \$79,401 compared to the Fiscal Year 2016-2017 Board Approved Budget, due to a decrease in positions in this budget.

Revenues

4311 (RENTS) decreased by \$14,828: Projected revenues after reviewing 16/17 budget; **4411** (STATE MOTOR VEHICLE IN LIEU TX) increased by \$53,091: Projected revenues after reviewing 16/17 budget; **4450** (MENTAL HEALTH REALIGNMENT) decreased by \$130,000: Projected revenues after reviewing 16/17 budget; **4460** (REALIGNMENT - 2011) decreased by \$87,805: Projected revenues after reviewing 16/17 budget; **4498** (STATE GRANTS) increased by \$379,609: Projected revenues after reviewing 16/17 budget; **4499** (STATE OTHER) increased by \$100,000: Projected revenues after reviewing 16/17 budget; **4722** (FEDERAL MEDICARE MEDICAID) decreased by \$3,000: Projected revenues after reviewing 16/17 budget; **4747** (INSURANCE PAYMENTS) decreased by \$1,000: Projected revenues after reviewing 16/17 budget;

4748 (MENTAL HEALTH MEDICAL) increased by \$29,227: Projected revenues after reviewing 16/17 budget; **4821** (INTRA COUNTY CHARGES) decreased by \$130,895: The CCP position is being changed and moved to a different budget.

Personnel

The Department's Requested Budget represents a decrease in the number of fulltime equivalent (FTE) positions that are supported by this budget.

There is a 1.42 decrease. We are requesting to delete one BPAR HHS Specialist and replace it with two APAR Peer Supporter HHS Specialist positions. See attached HHS Personnel Shift Table.

Services & Supplies

5122 (CELL PHONES) increased by \$20: Projected expenses after reviewing 16/17 expenditures; **5131** (FOOD & HOUSEHOLD SUPPLIES) increased by \$4,367: Projected expenses after reviewing 16/17 expenditures; **5154** (UNEMPLOYMENT INSURANCE) decreased by \$5,000: Projected expenses after reviewing 16/17 expenditures; **5157** (MEDICAL MALPRACTICE INSURANCE) increased by \$440: Fixed expense; **5232** (OFFICE & OTHER EQUIP < \$5,000) decreased by \$4,000: Projected expenses after reviewing 16/17 expenditures; **5260** (HEALTH - EMPLOYEE PHYSICALS) increased by \$3,000: Projected expenses after reviewing 16/17 expenditures; **5265** (PROFESSIONAL & SPECIAL SERVICE) increased by \$159,132: This increase is for telepsychiatry contract and important training contract to address upcoming retirements; **5291** (OFFICE, SPACE & SITE RENTAL) decreased by \$1,009: Projected expenses after reviewing 16/17 expenditures; **5311** (GENERAL OPERATING EXPENSE) increased by \$2,300: Projected expenses after reviewing 16/17 expenditures; **5331** (TRAVEL EXPENSE) increased by \$6,122: Projected expenses after reviewing 16/17 expenditures; **5337** (5150 TRANSPORTS) decreased by \$5,000: Projected expenses after reviewing 16/17 expenditures.

Support & Care of Persons

5508 (SUPPORT & CARE - 1099) decreased by \$35,000: Projected expenses after reviewing 16/17 expenditures.

Fixed Assets

5650 (EQUIPMENT) decreased by \$30,000: This equipment was purchased last year.

FISCAL YEAR 2017-2018 REDUCTION IMPACTS TO BASE BUDGET

None

FISCAL YEAR 2017-2018 STATE/FEDERAL FUNDING SUMMARY

Funded largely with Mental Health Medi-Cal, 2011 Behavioral Health Realignment, and categorical MHSA funds

FISCAL YEAR 2017-2018 REGULATORY COMPLIANCE SUMMARY

Welfare & Institutions Code requires counties to establish mental health services. Counties have the right of first refusal in becoming the Mental Health Managed Care Plan.

MAJOR POLICY CONSIDERATIONS BEING REQUESTED

1) An additional Rehabilitation Specialist is budgeted SOLELY for the purpose of providing a job slot, through service redesign of juvenile probation services, for an addiction-trained former Probation Department employee. This position can support targeted services for identified Mental Health children and youth and their families/caregivers.

2) A telepsychiatry contract is budgeted.

3) A Jail Psychotherapist - linked to Community Corrections Partnership - is being eliminated from this budget, and downgraded to a Health & Human Services Specialist IV in the Health budget for drawing down MAA funds.

4) We are requesting to delete one BPAR HHS Specialist and replace it with two APAR Peer Supporter HHS Specialist positions.

COUNTY OF INYO

BUD002A - BUDGET REQUESTS

RUNDATE: 06/30/2017 TODAY'S DATE: 08/18/2017

FOR FISCAL YEARS: 07/01/2015 - 06/30/18

	YTD ACTUALS 06/30/2016	BOARD APPROVED 06/30/2017	WORKING BUDGET 06/30/2017	YTD ACTUALS 06/30/2017	DEPT REQUESTED 06/30/2018	CAO RECOMM 06/30/2018	BOARD APPROVED 06/30/2018
BUDGET UNIT: 045200 COMMUNITY MENTAL HEALTH							
FUND: 0001 GENERAL FUND							
REVENUES:							
4311 - RENTS	\$103,785	\$100,000	\$100,000	\$91,971	\$85,172	\$85,172	\$0
REV USE OF MONEY & PROPERTY	\$103,785	\$100,000	\$100,000	\$91,971	\$85,172	\$85,172	\$0
4411 - STATE MOTOR VEHICLE IN LIEU TX	\$11,421	\$47,010	\$50,856	\$52,565	\$100,101	\$100,101	\$0
4450 - MENTAL HEALTH REALIGNMENT	\$1,061,643	\$1,150,161	\$1,145,616	\$568,522	\$1,020,161	\$1,020,161	\$0
4460 - REALIGNMENT - 2011	\$569,519	\$588,000	\$588,000	\$588,000	\$500,195	\$500,195	\$0
4498 - STATE GRANTS	\$1,867,504	\$2,666,025	\$2,723,901	\$1,833,013	\$3,045,634	\$3,045,634	\$0
4499 - STATE OTHER	\$0	\$100,000	\$100,000	\$0	\$200,000	\$200,000	\$0
4552 - FEDERAL OTHER	\$161,275	\$216,986	\$216,986	\$154,287	\$216,986	\$216,986	\$0
AID FROM OTHER GOVT AGENCIES	\$3,671,362	\$4,768,182	\$4,825,359	\$3,196,388	\$5,083,077	\$5,083,077	\$0
4681 - LPS PRIVATE PAY	\$7,000	\$6,000	\$6,000	\$0	\$6,000	\$6,000	\$0
4720 - NON FEDERAL MEDICARE	\$12,480	\$10,000	\$10,000	\$11,054	\$10,000	\$10,000	\$0
4722 - FEDERAL MEDICARE MEDICAID	\$29,106	\$28,000	\$28,000	\$20,703	\$25,000	\$25,000	\$0
4742 - PATIENT PAYMENTS	\$1,016	\$3,000	\$3,000	\$125	\$3,000	\$3,000	\$0
4747 - INSURANCE PAYMENTS	\$5,981	\$2,500	\$2,500	\$1,204	\$1,500	\$1,500	\$0
4748 - MENTAL HEALTH MEDICAL	\$910,908	\$1,016,189	\$1,016,189	\$555,543	\$1,045,416	\$1,045,416	\$0
4821 - INTRA COUNTY CHARGES	\$15,903	\$130,895	\$130,895	\$0	\$0	\$0	\$0
CHARGES FOR CURRENT SERVICES	\$982,396	\$1,196,584	\$1,196,584	\$588,631	\$1,090,916	\$1,090,916	\$0
4901 - PRIOR YEARS REVENUE	\$0	\$0	\$699	\$698	\$0	\$0	\$0
4951 - DONATIONS	\$503	\$500	\$500	\$128	\$500	\$500	\$0
4999 - PRIOR YEARS REIMBURSEMENTS	\$8,097	\$0	\$0	\$247	\$0	\$0	\$0
OTHER REVENUE	\$8,600	\$500	\$1,199	\$1,074	\$500	\$500	\$0
TOTAL REVENUES:	\$4,766,144	\$6,065,266	\$6,123,142	\$3,878,065	\$6,259,665	\$6,259,665	\$0
EXPENSES:							
5001 - SALARIED EMPLOYEES	\$1,945,733	\$2,695,829	\$2,692,236	\$2,011,878	\$2,550,796	\$2,552,118	\$0
5003 - OVERTIME	\$14,744	\$23,019	\$26,412	\$22,501	\$26,412	\$26,412	\$0
5004 - STANDBY TIME	\$26,438	\$31,850	\$31,850	\$22,588	\$42,250	\$42,250	\$0
5005 - HOLIDAY OVERTIME	\$12,589	\$15,000	\$15,000	\$14,946	\$15,000	\$15,000	\$0
5012 - PART TIME EMPLOYEES	\$49,613	\$101,663	\$101,663	\$50,737	\$110,288	\$110,288	\$0

COUNTY OF INYO

BUD002A - BUDGET REQUESTS

RUNDATE: 06/30/2017 TODAY'S DATE: 08/18/2017

FOR FISCAL YEARS: 07/01/2015 - 06/30/18

	YTD ACTUALS 06/30/2016	BOARD APPROVED 06/30/2017	WORKING BUDGET 06/30/2017	YTD ACTUALS 06/30/2017	DEPT REQUESTED 06/30/2018	CAO RECOMM 06/30/2018	BOARD APPROVED 06/30/2018
5021 - RETIREMENT & SOCIAL SECURITY	\$153,186	\$214,598	\$214,598	\$158,029	\$203,673	\$203,778	\$0
5022 - PERS RETIREMENT	\$465,393	\$662,222	\$662,222	\$495,956	\$358,575	\$358,793	\$0
5024 - RETIREMENT-UNFUNDED LIAB	\$0	\$0	\$0	\$0	\$420,052	\$420,052	\$0
5025 - RETIREE HEALTH BENEFITS	\$99,871	\$136,944	\$136,944	\$121,415	\$151,468	\$151,468	\$0
5031 - MEDICAL INSURANCE	\$299,175	\$551,424	\$542,142	\$352,631	\$489,708	\$488,050	\$0
5032 - DISABILITY INSURANCE	\$16,520	\$27,446	\$27,446	\$17,847	\$26,045	\$26,058	\$0
5034 - EDUCATION REIMBURSEMENT	\$0	\$700	\$700	\$0	\$350	\$350	\$0
5042 - SICK LEAVE BUY OUT	\$9,993	\$14,485	\$14,485	\$9,330	\$7,128	\$7,128	\$0
5043 - OTHER BENEFITS	\$39,741	\$36,262	\$45,544	\$45,516	\$30,096	\$30,096	\$0
5111 - CLOTHING	\$0	\$0	\$200	\$120	\$200	\$200	\$0
SALARIES & BENEFITS	\$3,133,001	\$4,511,442	\$4,511,442	\$3,323,498	\$4,432,041	\$4,432,041	\$0
5122 - CELL PHONES	\$1,538	\$1,960	\$1,960	\$1,573	\$1,980	\$1,980	\$0
5131 - FOOD & HOUSEHOLD SUPPLIES	\$36,728	\$32,633	\$43,575	\$41,275	\$37,000	\$37,000	\$0
5154 - UNEMPLOYMENT INSURANCE	\$0	\$15,000	\$15,000	\$7,674	\$10,000	\$10,000	\$0
5157 - MEDICAL MALPRACTICE INSURANCE	\$32,366	\$34,395	\$34,395	\$34,395	\$34,835	\$34,835	\$0
5232 - OFFICE & OTHER EQUIP < \$5,000	\$16,196	\$18,800	\$45,000	\$36,901	\$14,800	\$14,800	\$0
5260 - HEALTH - EMPLOYEE PHYSICALS	\$1,907	\$2,000	\$7,000	\$7,464	\$5,000	\$5,000	\$0
5263 - ADVERTISING	\$3,460	\$3,000	\$4,000	\$2,380	\$3,000	\$3,000	\$0
5265 - PROFESSIONAL & SPECIAL SERVICE	\$231,132	\$224,504	\$272,990	\$180,525	\$383,636	\$383,636	\$0
5291 - OFFICE, SPACE & SITE RENTAL	\$78,765	\$60,302	\$60,382	\$60,729	\$59,293	\$59,293	\$0
5311 - GENERAL OPERATING EXPENSE	\$44,030	\$37,000	\$55,500	\$57,302	\$39,300	\$39,300	\$0
5331 - TRAVEL EXPENSE	\$18,324	\$20,380	\$20,380	\$16,330	\$26,502	\$26,502	\$0
5337 - 5150 TRANSPORTS	\$797	\$15,000	\$10,000	\$7,541	\$10,000	\$10,000	\$0
5351 - UTILITIES	\$75,194	\$62,000	\$67,000	\$69,977	\$62,000	\$62,000	\$0
5499 - PRIOR YEAR REFUNDS	\$9,908	\$0	\$0	\$0	\$0	\$0	\$0
SERVICES & SUPPLIES	\$550,349	\$526,974	\$637,182	\$524,069	\$687,346	\$687,346	\$0
5121 - INTERNAL CHARGES	\$137,541	\$123,000	\$129,500	\$125,086	\$113,205	\$113,205	\$0
5123 - TECH REFRESH EXPENSE	\$14,732	\$21,276	\$21,276	\$21,276	\$36,059	\$36,059	\$0
5128 - INTERNAL SHREDDING CHARGES	\$954	\$862	\$862	\$862	\$900	\$900	\$0
5129 - INTERNAL COPY CHARGES (NON-IS)	\$5,105	\$5,960	\$5,960	\$5,135	\$4,520	\$4,520	\$0
5152 - WORKERS COMPENSATION	\$36,279	\$30,915	\$30,915	\$30,915	\$40,439	\$40,439	\$0
5155 - PUBLIC LIABILITY INSURANCE	\$23,624	\$23,678	\$23,678	\$23,677	\$27,899	\$27,899	\$0
5315 - COUNTY COST PLAN	\$346,560	\$439,229	\$439,229	\$439,229	\$540,657	\$540,657	\$0
5333 - MOTOR POOL	\$47,654	\$32,654	\$55,000	\$59,724	\$39,594	\$39,594	\$0

COUNTY OF INYO

BUD002A - BUDGET REQUESTS

RUNDATE: 06/30/2017 TODAY'S DATE: 08/18/2017

FOR FISCAL YEARS: 07/01/2015 - 06/30/18

	YTD ACTUALS 06/30/2016	BOARD APPROVED 06/30/2017	WORKING BUDGET 06/30/2017	YTD ACTUALS 06/30/2017	DEPT REQUESTED 06/30/2018	CAO RECOMM 06/30/2018	BOARD APPROVED 06/30/2018
INTERNAL CHARGES	\$612,451	\$677,574	\$706,420	\$705,907	\$803,273	\$803,273	\$0
5501 - SUPPORT & CARE OF PERSONS	\$93,736	\$90,000	\$104,176	\$98,440	\$90,000	\$90,000	\$0
5508 - SUPPORT & CARE - 1099	\$115,173	\$185,000	\$155,000	\$109,304	\$150,000	\$150,000	\$0
OTHER CHARGES	\$208,909	\$275,000	\$259,176	\$207,745	\$240,000	\$240,000	\$0
5640 - STRUCTURES & IMPROVEMENTS	\$115,585	\$0	\$0	\$0	\$0	\$0	\$0
5650 - EQUIPMENT	\$98,734	\$30,000	\$0	\$0	\$0	\$0	\$0
5655 - VEHICLES	\$30,286	\$0	\$0	\$0	\$0	\$0	\$0
FIXED ASSETS	\$244,606	\$30,000	\$0	\$0	\$0	\$0	\$0
5801 - OPERATING TRANSFERS OUT	\$0	\$68,133	\$68,133	\$2,239	\$120,862	\$120,862	\$0
OTHER FINANCING USES	\$0	\$68,133	\$68,133	\$2,239	\$120,862	\$120,862	\$0
TOTAL EXPENSES:	\$4,749,319	\$6,089,123	\$6,182,353	\$4,763,459	\$6,283,522	\$6,283,522	\$0
BUDGET UNIT: 045200 COMMUNITY MENTAL HEALTH	\$16,825	(\$23,857)	(\$59,211)	(\$885,393)	(\$23,857)	(\$23,857)	\$0

DRINKING DRIVER PROGRAM

045312

DEPARTMENTAL FUNCTIONS

These fee-based programs provide statewide, standardized educational and counseling services to Court-referred residents convicted of drinking and driving, as a condition of having their drivers' licenses returned to them. The First Offender Program has two levels, depending on blood alcohol content. It provides services over a three-month period at a cost of \$793 to persons convicted of their first drinking and driving offense with a blood alcohol content (BAC) of less than .08. For first offenders with a BAC between .08 and .15, the program is nine months in length at a cost of \$1,337. For repeat offenders, the Multiple Offender Program provides services over an eighteen-month period, for a cost of \$2,140. Wet and Reckless convicted individuals participate in thirteen hours of class time, at a cost of \$436. These state-licensed programs are intended to be fully funded by client fees.

MAJOR ACCOMPLISHMENTS IN FISCAL YEAR 2016-2017

- The Drinking Driver Program current caseload is 69 which includes all programs: Multiple Offender, First Offender and Wet and Reckless. From July of 2016 to March 2017 there have been 84 enrollments and 72 successful completions from the Drinking Driver Program.
- HHS Fiscal staff and DDP program staff worked together and implemented a billing and collection process which has increased the department's ability to fully recover fees and ensure participants are fully responsible for the cost of their services.

GOALS FOR FISCAL YEAR 2017-2018

- Continued compliance with State program requirements, stay abreast of any changes in regulations and ensure a cost neutral program.
- Continue to employ current addiction treatment and education strategies for use in groups and share effective treatment strategies across addiction services programs to enhance offerings.
- Utilize ongoing satisfaction questionnaires in order to provide feedback to group facilitators.

DEPARTMENTAL BUDGET REQUEST FOR FISCAL YEAR 2017-2018

The Department's Fiscal Year 2017-2018 Requested Budget represents an overall increase of \$27,709 in expenditures, and an increase of \$27,709 in revenues, when compared to the Fiscal Year 2016-2017 Board Approved Budget. As a result, the Requested Net County Cost is increased by \$0.

Personnel Costs increased by \$15,045 compared to the Fiscal Year 2016-2017 Board Approved Budget, due to higher paid staff providing services and projected employee salary and benefit increases.

Revenues

4460 (REALIGNMENT - 2011) decreased by \$5,249: projected revenue needed after receiving 16/17 budget; **4743** (D.U.I. TRUST) increased by \$32,958: projected revenue and utilization of funds in the trust account.

Personnel

The Department's Requested Budget represents a decrease in the number of fulltime equivalent (FTE) positions that are supported by this budget.

There is a .20 FTE decrease. See attached HHS Personnel Shift Table.

Services & Supplies

5265 (PROFESSIONAL & SPECIAL SERVICE) decreased by \$75: Projected expenses after reviewing 16/17 expenditures; **5291** (OFFICE, SPACE & SITE RENTAL) increased by \$255: Projected expenses after reviewing 16/17 expenditures.

Support & Care of Persons

(There are no changes in this object category from the previous fiscal year.)

Fixed Assets

(There are no changes in this object category from the previous fiscal year.)

FISCAL YEAR 2017-2018 REDUCTION IMPACTS TO BASE BUDGET

None.

FISCAL YEAR 2017-2018 STATE/FEDERAL FUNDING SUMMARY

There is no State funding in this budget.

FISCAL YEAR 2017-2018 REGULATORY COMPLIANCE SUMMARY

While not specifically mandated, each county shall determine its ability to establish, through public/private resources, a DUI program. (Health and Safety Code Section 11836 et al)

MAJOR POLICY CONSIDERATIONS BEING REQUESTED

None.

COUNTY OF INYO

BUD002A - BUDGET REQUESTS

RUNDATE: 06/30/2017 TODAY'S DATE: 08/18/2017

FOR FISCAL YEARS: 07/01/2015 - 06/30/18

	YTD ACTUALS 06/30/2016	BOARD APPROVED 06/30/2017	WORKING BUDGET 06/30/2017	YTD ACTUALS 06/30/2017	DEPT REQUESTED 06/30/2018	CAO RECOMM 06/30/2018	BOARD APPROVED 06/30/2018
BUDGET UNIT: 045312 DRINKING DRIVER PROGRAM							
FUND: 0023 SUBSTANCE USE DISORDERS							
REVENUES:							
4460 - REALIGNMENT - 2011	\$0	\$25,249	\$25,249	\$0	\$20,000	\$20,000	\$0
AID FROM OTHER GOVT AGENCIES	\$0	\$25,249	\$25,249	\$0	\$20,000	\$20,000	\$0
4743 - D.U.I. TRUST	\$55,000	\$80,000	\$68,827	\$66,342	\$112,958	\$112,958	\$0
CHARGES FOR CURRENT SERVICES	\$55,000	\$80,000	\$68,827	\$66,342	\$112,958	\$112,958	\$0
4998 - OPERATING TRANSFERS IN	\$35,549	\$0	\$11,173	\$11,172	\$0	\$0	\$0
OTHER FINANCING SOURCES	\$35,549	\$0	\$11,173	\$11,172	\$0	\$0	\$0
TOTAL REVENUES:	\$90,549	\$105,249	\$105,249	\$77,515	\$132,958	\$132,958	\$0
EXPENSES:							
5001 - SALARIED EMPLOYEES	\$46,299	\$42,362	\$41,731	\$41,731	\$45,647	\$45,647	\$0
5003 - OVERTIME	\$240	\$1,000	\$190	\$177	\$0	\$0	\$0
5004 - STANDBY TIME	\$0	\$0	\$30	\$22	\$0	\$0	\$0
5005 - HOLIDAY OVERTIME	\$0	\$0	\$50	\$50	\$0	\$0	\$0
5012 - PART TIME EMPLOYEES	\$5,551	\$24,934	\$23,323	\$24,804	\$26,046	\$26,046	\$0
5021 - RETIREMENT & SOCIAL SECURITY	\$3,956	\$5,330	\$5,330	\$4,896	\$5,530	\$5,530	\$0
5022 - PERS RETIREMENT	\$10,264	\$9,547	\$9,547	\$9,779	\$5,695	\$5,695	\$0
5024 - RETIREMENT-UNFUNDED LIAB	\$0	\$0	\$0	\$0	\$10,071	\$10,071	\$0
5031 - MEDICAL INSURANCE	\$7,080	\$8,987	\$10,348	\$10,191	\$15,703	\$15,703	\$0
5032 - DISABILITY INSURANCE	\$424	\$427	\$535	\$554	\$718	\$718	\$0
5042 - SICK LEAVE BUY OUT	\$188	\$807	\$807	\$110	\$115	\$115	\$0
5043 - OTHER BENEFITS	\$2,242	\$1,566	\$3,069	\$2,383	\$480	\$480	\$0
SALARIES & BENEFITS	\$76,249	\$94,960	\$94,960	\$94,703	\$110,005	\$110,005	\$0
5265 - PROFESSIONAL & SPECIAL SERVICE	\$33	\$100	\$100	\$11	\$25	\$25	\$0
5291 - OFFICE, SPACE & SITE RENTAL	\$1,470	\$2,404	\$2,404	\$2,236	\$2,659	\$2,659	\$0
5311 - GENERAL OPERATING EXPENSE	\$1,177	\$1,600	\$1,198	\$1,524	\$1,600	\$1,600	\$0
5351 - UTILITIES	\$900	\$2,000	\$2,000	\$1,321	\$2,000	\$2,000	\$0
SERVICES & SUPPLIES	\$3,583	\$6,104	\$5,702	\$5,093	\$6,284	\$6,284	\$0
5121 - INTERNAL CHARGES	\$538	\$800	\$1,202	\$1,391	\$1,200	\$1,200	\$0

COUNTY OF INYO

BUD002A - BUDGET REQUESTS

RUNDATE: 06/30/2017 TODAY'S DATE: 08/18/2017

FOR FISCAL YEARS: 07/01/2015 - 06/30/18

	YTD ACTUALS 06/30/2016	BOARD APPROVED 06/30/2017	WORKING BUDGET 06/30/2017	YTD ACTUALS 06/30/2017	DEPT REQUESTED 06/30/2018	CAO RECOMM 06/30/2018	BOARD APPROVED 06/30/2018
5123 - TECH REFRESH EXPENSE	\$508	\$0	\$0	\$0	\$0	\$0	\$0
5129 - INTERNAL COPY CHARGES (NON-IS)	\$517	\$588	\$588	\$201	\$173	\$173	\$0
5152 - WORKERS COMPENSATION	\$6,491	\$2,277	\$2,277	\$2,277	\$3,771	\$3,771	\$0
5155 - PUBLIC LIABILITY INSURANCE	\$668	\$520	\$520	\$519	\$890	\$890	\$0
5315 - COUNTY COST PLAN	\$1,794	\$0	\$0	\$0	\$10,635	\$10,635	\$0
5333 - MOTOR POOL	\$286	\$0	\$0	\$0	\$0	\$0	\$0
INTERNAL CHARGES	\$10,804	\$4,185	\$4,587	\$4,390	\$16,669	\$16,669	\$0
TOTAL EXPENSES:	\$90,637	\$105,249	\$105,249	\$104,186	\$132,958	\$132,958	\$0
BUDGET UNIT: 045312 DRINKING DRIVER PROGRAM	(\$88)	\$0	\$0	(\$26,671)	\$0	\$0	\$0

ESAAA 683000

DEPARTMENTAL FUNCTIONS

Inyo County was designated by the California Department of Aging (CDA), as the official Area Agency on Aging (AAA) for Inyo and Mono Counties effective July 1, 2012, replacing the former governance structure under the Inyo Mono Area Agency on Aging (IMAAA). The ESAAA program serves as the administrator and program provider for the Planning and Service Area (PSA) 16, which includes Inyo and Mono Counties. ESAAA is funded with federal and state funds, and required County matches, for planning and provision of services to senior citizens aged 60+ in the PSA 16. Some services are delivered via subcontracts, including Senior Legal Services and Mono County-based services. The approved Four-Year Plan includes the provision of congregate and home-delivered meals, information and assistance, telephone reassurance, transportation including assisted transportation, family caregiver support, Ombudsman services and the operation of six senior centers, one in Mono County and five in Inyo County.

MAJOR ACCOMPLISHMENTS IN FISCAL YEAR 2016-2017

- In the first three (3) quarters of FY 2016-2017, addressed the nutritional and socialization needs of 562 seniors in the PSA, with the provision of congregate and home delivered meals, a decrease of 16% from the prior year. This included 14,757 congregate meals (83% in Inyo County) and 25,756 home delivered meals (72% in Inyo County). This reflects a continued shift in utilization, with Mono County increasing their utilization of home-delivered meals. Additionally, the increase in number of congregate meals and decrease in number of home delivered meals is due, in part, to better assessments of eligibility for home-delivered services, which supports the use of the congregate meal sites, which helps to reduce isolation and promotes socialization of seniors. Meals remained nutritionally balanced and approved by our registered dietician, who also provided nutritional education quarterly through a newsletter coordinated with wellness information from Behavioral Health, to all seniors served, as well as individual nutrition counseling as needed. Note: The Elder Nutrition Program in Inyo County is partially funded by the Inyo County Growing Older Living with Dignity program.
- Continued to contain program costs by blending staffing positions with other HHS program funding, as well as by ensuring that the safety and well-being of seniors was addressed through alternative resources.
- Enhanced the safety network for homebound, isolated seniors by providing Telephone Reassurance to 2 isolated seniors who received 16 reassurance calls during the first three (3) quarters of FY 16-17. Additionally, seniors received Friendly Visitor services, which is offered through the I.C. GOLD program.
- Ensured the safety and well-being of residents in Long Term Care facilities through the Ombudsman program through resolution of complaints and investigation of allegations of abuse and neglect occurring in long term care facilities. Sixty-six (66) complaints were resolved during the first three quarters of FY 2016-2017, many associated with residents being improperly transferred to facilities out of the area. In response, the Ombudsman program provided education to facility staff about resident's rights and transfer trauma, helping to ensure residents were able to express self-determinations that diminished their stress and increased their quality of life. The Ombudsman program assisted in developing a Resident Council at the Southern Inyo long term care facility and Progress House, allowing residents a forum to express their concerns and complaints, without fear of retaliation from facility staff.
- Provided supportive services to seniors and their caregivers, including, in FY 2016-2017, twenty-five (25) (thirteen [13] in Inyo County) residents receiving transportation assistance to critical services, including out of area medical access with one hundred and seventy-eight (178) one way trips; 19 seniors receiving 231

hours of legal assistance from the contracted provider, as well as legal education to additional seniors through community presentations; and, 3 caregivers receiving 74 hours of respite homemaker/personal care service to ensure their continued ability to provide care, and reducing the risk of higher level placement of the seniors served.

GOALS FOR FISCAL YEAR 2017-2018

- Ensure the well-being of seniors served through ESAAA, by coordinating with other HHS programs and community partners, ensuring the broadest safety net possible. Implement the new Wellness Initiative Senior Education (WISE) services as an evidence-based disease prevention program.
- Continue to evaluate and assess options to reduce costs while maintaining the highest level of services to seniors, including, but not limited to recruiting, training and supporting at least one additional volunteer in the Ombudsman program.
- Continue to implement and manage data within the California Aging Reporting System (CARS) data management system, which is required by the California Department of Aging in a manner that allows us to be able to gather and compile data for reporting purposes for policy makers, the community and the State, to ensure decision-making is based on most accurate information available.
- Evaluate management, supervision, monitoring and service provision procedures for contracted services (Mono County and CA Indian Legal Services) and conduct monitoring visits and technical assistance in accordance with Title XXII, as well as the provisions of the Older Americans Act.
- Conduct an assessment for service redesign needs to determine if there are more effective and efficient ways to provide meals through blended kitchen services within the County.

DEPARTMENTAL BUDGET REQUEST FOR FISCAL YEAR 2017-2018

The Department's Fiscal Year 2017-2018 Requested Budget represents an overall decrease of \$55,550 in expenditures, and a decrease of \$165,290 in revenues, when compared to the Fiscal Year 2016-2017 Board Approved Budget. As a result, the Requested Net County Cost is increased by \$109,740.

We have received the 17/18 State allocation with a total decrease of \$56,813. We are projecting to get One Time funding in the Fall. Strategies for budget changes are included in the policy section of this narrative.

Personnel Costs increased by \$19,322 compared to the Fiscal Year 2016-2017 Board Approved Budget, due to slight increase in FTE and projected employee salary and benefit increases.

Revenues

4061 (LOCAL TRANSPORTATION TAX) decreased by \$249: Allocation received from Local Transportation Commission; **4499** (STATE OTHER) decreased by \$43,174: Allocation received from State. We are projecting to get One Time funding in the Fall and will recognize those at MidYear; **4552** (FEDERAL OTHER) decreased by \$12,359: Allocation received from State. We are projecting to get One Time funding in the Fall and will recognize those at MidYear; **4998** (OPERATING TRANSFERS IN) decreased by \$109,008: These were County General Funds that are a required match of \$55,000 and additional funds that were available last year to make this budget whole; **4951** (DONATIONS) decreased by \$500: Projected revenues.

Personnel

The Department's Requested Budget represents an increase in the number of fulltime equivalent (FTE) positions that are supported by this budget.

There is a .35 FTE increase. See attached HHS Personnel Shift Table.

Services & Supplies

5122 (CELL PHONES) increased by \$30: Projected expenses after reviewing 16/17 expenditures; **5131** (FOOD & HOUSEHOLD SUPPLIES) decreased by \$56,962: Due to reduction in State and Federal allocation being received, expenses moved to IC GOLD; **5265** (PROFESSIONAL & SPECIAL SERVICE) increased by \$4,058: Projected expenses after reviewing 16/17 expenditures; **5291** (OFFICE, SPACE & SITE RENTAL) decreased by \$5,546: Projected expenses after reviewing 16/17 expenditures; **5311** (GENERAL OPERATING EXPENSE) increased by \$8,200: Projected expenses after reviewing 16/17 expenditures; **5331** (TRAVEL EXPENSE) increased by \$1,180: Projected expenses after reviewing 16/17 expenditures.

Support & Care of Persons

(There are no changes in this object category from the previous fiscal year.)

Fixed Assets

(There are no changes in this object category from the previous fiscal year.)

FISCAL YEAR 2017-2018 REDUCTION IMPACTS TO BASE BUDGET

The Department recommends Board again consider possible consolidation of kitchens, perhaps with the Jail, requiring a reduction in kitchen staff in this budget. This is the only remaining option for reducing costs in this budget.

The new Wellness Initiative for Senior Education (WISE) program will be implemented, with the small disease prevention funds from this budget, and also with SUD prevention funds.

FISCAL YEAR 2017-2018 STATE/FEDERAL FUNDING SUMMARY

ESAAA received a cut of slightly over \$56,000 in State funds for the upcoming fiscal year, primarily in the nutrition programs. In the absence of sufficient one-time rollover funds (often occurring in September), there will be commensurate reductions in meals available for our aging population.

The State only allows 10% of the total direct costs be budgeted and claimed as indirect costs. With the current expenses, we are only able to claim \$64,418 of the current ESAAA County Cost Plan expenses.

FISCAL YEAR 2017-2018 REGULATORY COMPLIANCE SUMMARY

ESAAA is not a mandated County program, but to receive funding for senior programs, there must be a designated administrative entity. Currently the County of Inyo is the designated administrative entity.

MAJOR POLICY CONSIDERATIONS BEING REQUESTED

1) The Department recommends Board again consider possible consolidation of kitchens, perhaps with the Jail, requiring a reduction in kitchen staff in this budget. This is the only remaining option for reducing costs in this budget.

2) The new Wellness Initiative for Senior Education (WISE) program will be implemented, with the small disease prevention funds from this budget, and also with SUD prevention funds.

COUNTY OF INYO

BUD002A - BUDGET REQUESTS

RUNDATE: 06/30/2017 TODAY'S DATE: 08/18/2017

FOR FISCAL YEARS: 07/01/2015 - 06/30/18

	YTD ACTUALS 06/30/2016	BOARD APPROVED 06/30/2017	WORKING BUDGET 06/30/2017	YTD ACTUALS 06/30/2017	DEPT REQUESTED 06/30/2018	CAO RECOMM 06/30/2018	BOARD APPROVED 06/30/2018
BUDGET UNIT: 683000 ESAAA							
FUND: 6830 ESAAA							
REVENUES:							
4061 - LOCAL TRANSPORTATION TAX	\$37,926	\$39,399	\$39,399	\$36,115	\$39,150	\$39,150	\$0
TAXES - SALES	\$37,926	\$39,399	\$39,399	\$36,115	\$39,150	\$39,150	\$0
4320 - TECOPA COMMUNITY CENTER	\$0	\$0	\$0	\$35	\$0	\$0	\$0
RENTS & LEASES	\$0	\$0	\$0	\$35	\$0	\$0	\$0
4301 - INTEREST FROM TREASURY	\$154	\$0	\$40	(\$863)	\$0	\$0	\$0
4316 - STATHAM HALL RENT	\$1,377	\$1,350	\$1,350	\$756	\$1,350	\$1,350	\$0
4317 - BIG PINE LEGION HALL RENT	\$604	\$600	\$600	\$447	\$600	\$600	\$0
4318 - INDEPENDENCE LEGION HALL RENT	\$27	\$100	\$100	\$0	\$100	\$100	\$0
REV USE OF MONEY & PROPERTY	\$2,163	\$2,050	\$2,090	\$340	\$2,050	\$2,050	\$0
4499 - STATE OTHER	\$262,593	\$284,177	\$303,605	\$272,784	\$241,003	\$241,003	\$0
4552 - FEDERAL OTHER	\$442,331	\$494,316	\$504,760	\$457,580	\$481,957	\$481,957	\$0
AID FROM OTHER GOVT AGENCIES	\$704,924	\$778,493	\$808,365	\$730,364	\$722,960	\$722,960	\$0
4825 - OTHER CURRENT CHARGES	\$26,547	\$40,000	\$40,000	\$27,962	\$40,000	\$40,000	\$0
CHARGES FOR CURRENT SERVICES	\$26,547	\$40,000	\$40,000	\$27,962	\$40,000	\$40,000	\$0
4998 - OPERATING TRANSFERS IN	\$55,500	\$109,008	\$109,008	\$109,008	\$0	\$109,740	\$0
OTHER FINANCING SOURCES	\$55,500	\$109,008	\$109,008	\$109,008	\$0	\$109,740	\$0
4911 - SALES OF FIXED ASSETS	\$0	\$0	\$0	\$4,555	\$0	\$0	\$0
4951 - DONATIONS	\$5,000	\$5,500	\$5,500	\$5,000	\$5,000	\$5,000	\$0
OTHER REVENUE	\$5,000	\$5,500	\$5,500	\$9,555	\$5,000	\$5,000	\$0
TOTAL REVENUES:	\$832,062	\$974,450	\$1,004,362	\$913,380	\$809,160	\$918,900	\$0
EXPENSES:							
5001 - SALARIED EMPLOYEES	\$166,394	\$187,139	\$187,130	\$193,084	\$202,328	\$202,519	\$0
5003 - OVERTIME	\$56	\$2,000	\$2,000	\$195	\$1,000	\$1,000	\$0
5004 - STANDBY TIME	\$0	\$0	\$9	\$0	\$0	\$0	\$0
5012 - PART TIME EMPLOYEES	\$74,935	\$97,357	\$97,357	\$65,996	\$95,362	\$95,362	\$0
5021 - RETIREMENT & SOCIAL SECURITY	\$18,480	\$22,304	\$22,304	\$19,814	\$23,532	\$23,547	\$0

COUNTY OF INYO

BUD002A - BUDGET REQUESTS

RUNDATE: 06/30/2017 TODAY'S DATE: 08/18/2017

FOR FISCAL YEARS: 07/01/2015 - 06/30/18

	YTD ACTUALS 06/30/2016	BOARD APPROVED 06/30/2017	WORKING BUDGET 06/30/2017	YTD ACTUALS 06/30/2017	DEPT REQUESTED 06/30/2018	CAO RECOMM 06/30/2018	BOARD APPROVED 06/30/2018
5022 - PERS RETIREMENT	\$36,594	\$43,675	\$43,675	\$41,691	\$24,141	\$24,172	\$0
5024 - RETIREMENT-UNFUNDED LIAB	\$0	\$0	\$0	\$0	\$28,290	\$28,290	\$0
5025 - RETIREE HEALTH BENEFITS	\$29,275	\$34,502	\$34,502	\$31,513	\$33,762	\$33,762	\$0
5031 - MEDICAL INSURANCE	\$24,010	\$41,489	\$37,243	\$34,737	\$39,087	\$38,850	\$0
5032 - DISABILITY INSURANCE	\$1,903	\$2,721	\$2,721	\$2,155	\$2,981	\$2,981	\$0
5042 - SICK LEAVE BUY OUT	\$841	\$1,948	\$1,948	\$974	\$925	\$925	\$0
5043 - OTHER BENEFITS	\$9,970	\$7,951	\$12,197	\$10,608	\$9,000	\$9,000	\$0
SALARIES & BENEFITS	\$362,463	\$441,086	\$441,086	\$400,773	\$460,408	\$460,408	\$0
5122 - CELL PHONES	\$365	\$390	\$390	\$412	\$420	\$420	\$0
5131 - FOOD & HOUSEHOLD SUPPLIES	\$175,907	\$121,829	\$122,445	\$110,402	\$64,867	\$64,867	\$0
5154 - UNEMPLOYMENT INSURANCE	\$25	\$100	\$100	\$0	\$100	\$100	\$0
5232 - OFFICE & OTHER EQUIP < \$5,000	\$884	\$250	\$250	\$0	\$250	\$250	\$0
5260 - HEALTH - EMPLOYEE PHYSICALS	\$428	\$400	\$600	\$664	\$400	\$400	\$0
5263 - ADVERTISING	\$6,122	\$2,000	\$2,000	\$2,070	\$2,000	\$2,000	\$0
5265 - PROFESSIONAL & SPECIAL SERVICE	\$37,605	\$31,500	\$34,633	\$32,048	\$35,558	\$35,558	\$0
5291 - OFFICE, SPACE & SITE RENTAL	\$5,099	\$8,009	\$7,719	\$6,996	\$2,463	\$2,463	\$0
5311 - GENERAL OPERATING EXPENSE	\$12,508	\$11,000	\$20,542	\$20,196	\$19,200	\$19,200	\$0
5331 - TRAVEL EXPENSE	\$3,580	\$1,960	\$4,000	\$3,504	\$3,140	\$3,140	\$0
5351 - UTILITIES	\$29,424	\$24,165	\$27,440	\$31,644	\$24,165	\$24,165	\$0
5499 - PRIOR YEAR REFUNDS	\$4,374	\$0	\$1,836	\$1,836	\$0	\$0	\$0
SERVICES & SUPPLIES	\$276,326	\$201,603	\$221,955	\$209,776	\$152,563	\$152,563	\$0
5121 - INTERNAL CHARGES	\$11,942	\$9,000	\$12,340	\$12,785	\$9,295	\$9,295	\$0
5124 - EXTERNAL CHARGES	\$0	\$0	\$290	\$289	\$0	\$0	\$0
5128 - INTERNAL SHREDDING CHARGES	\$318	\$287	\$287	\$287	\$300	\$300	\$0
5129 - INTERNAL COPY CHARGES (NON-IS)	\$3,918	\$4,190	\$2,500	\$3,227	\$2,490	\$2,490	\$0
5152 - WORKERS COMPENSATION	\$28,743	\$22,218	\$22,218	\$22,218	\$11,415	\$11,415	\$0
5155 - PUBLIC LIABILITY INSURANCE	\$8,607	\$5,517	\$6,242	\$5,534	\$5,032	\$5,032	\$0
5315 - COUNTY COST PLAN	\$83,243	\$184,618	\$184,618	\$184,618	\$174,161	\$174,161	\$0
5333 - MOTOR POOL	\$30,844	\$12,882	\$14,500	\$20,096	\$14,882	\$14,882	\$0
INTERNAL CHARGES	\$167,616	\$238,712	\$242,995	\$249,056	\$217,575	\$217,575	\$0
5539 - OTHER AGENCY CONTRIBUTIONS	\$74,877	\$93,049	\$101,459	\$101,457	\$88,148	\$88,148	\$0
OTHER CHARGES	\$74,877	\$93,049	\$101,459	\$101,457	\$88,148	\$88,148	\$0

COUNTY OF INYO

BUD002A - BUDGET REQUESTS

RUNDATE: 06/30/2017 TODAY'S DATE: 08/18/2017

FOR FISCAL YEARS: 07/01/2015 - 06/30/18

	YTD ACTUALS 06/30/2016	BOARD APPROVED 06/30/2017	WORKING BUDGET 06/30/2017	YTD ACTUALS 06/30/2017	DEPT REQUESTED 06/30/2018	CAO RECOMM 06/30/2018	BOARD APPROVED 06/30/2018
5801 - OPERATING TRANSFERS OUT	\$0	\$0	\$0	\$0	\$206	\$206	\$0
OTHER FINANCING USES	\$0	\$0	\$0	\$0	\$206	\$206	\$0
TOTAL EXPENSES:	<u>\$881,283</u>	<u>\$974,450</u>	<u>\$1,007,495</u>	<u>\$961,063</u>	<u>\$918,900</u>	<u>\$918,900</u>	<u>\$0</u>
BUDGET UNIT: 683000 ESAAA	(\$49,221)	\$0	(\$3,133)	(\$47,682)	(\$109,740)	\$0	\$0

FIRST FIVE COMMISSION

643000

DEPARTMENTAL FUNCTIONS

The Children and Families Commission (First 5 Inyo County) is funded by a 50 cents tobacco tax authorized through the passage of Proposition 10 in November, 1998, to promote early health and development for children ages 0 through 5, and their families. Every county is required to have a First 5 Commission (with membership categories spelled out in the statute), whose responsibility is to oversee the use of funds consistent with the statute.

MAJOR ACCOMPLISHMENTS IN FISCAL YEAR 2016-2017

- **CHILD DEVELOPMENT** -First 5 has continued to support the development of the Families Intensive Response and Strengthening Team (FIRST), which is the revamped Wraparound program, serving not only its traditional juvenile population, but now starting high-intensity support work with families with younger children as well. First 5 Inyo's Ages and Stages developmental and social emotional screening system has turned up a number of preschool children who have significant social emotional challenges above the cutoff for traditional services. Being able to refer these complicated cases involving preschoolers whose parents have histories of generational incarceration, substance use, and domestic violence to a supportive skill-building team that engages the whole family in setting and attaining stabilization goals has us hopeful for improved outcomes for some of our most challenged children. In the first three quarters of FY 16/17, First 5 made five family referral connections thanks to screening (four of these involved multiple children), and at least three families have already been engaged in services to an enormous self-reported benefit.
- **CHILD HEALTH & WELLNESS** - Northern Inyo Hospital (NIH) secured a multi-year grant from First 5 Inyo to support and expand their birth and breastfeeding services. With the hire of a new NEST coordinator late into FY 15/16, NIH has since served an average of 20 expectant parents per month with Birth and Breastfeeding planning services, and launched a weekly new moms support group aimed at increasing breastfeeding rates and reducing postpartum depression. In March 2017 they added a free bimonthly birth preparation class per their scope of work, and shared 1st semester outcomes that included 100% --98 of 98 -- of families who gave birth at NIH between July to December 2016 participated in preventative education to reduce child abuse and neglect related to the Purple Period of Crying, Shaken Baby Syndrome, and Sudden Infant Death Syndrome.
- **FAMILY STRENGTHENING** - Our parenting education efforts through the Inyo Triple P (Positive Parenting Program) Network grew by leaps and bounds as Triple P trainings were rolled out to professionals from a wide variety of community services including social workers, probation staff, educators, health professionals and CBOs like Wild Iris and IMACA. By June 2017 about 82 Inyo practitioners from these agencies should be accredited for in the following Triple P interventions: Parenting Ages 0-12, Parenting Teenagers, Primary Resource & Referral, Pathways Anger & Stress Management, and Lifestyle Family Nutrition & Fitness. Inyo HHS Prevention staff continued to offer Triple P in the community and in the Inyo County Jail, serving 67 parents in the first three quarters of FY 16/17.
- **SYSTEMS IMPROVEMENTS** - Because we focus on improving systems that touch on the previous three goal areas mentioned above, we do a great deal of collaboration work. One of the most exciting new system collaborations First 5 Inyo was involved in for FY 16/17 included the launch of an infant health workgroup with participation from NIH, Toiyabe, WIC, and Inyo HHS-Public Health. The quarterly group has already increased understanding for smoother communication and client referrals between health entities, focusing two meetings a year on health outreach and education and two meetings a year on breastfeeding. The other countywide collaborative poised to impact Inyo children and families is the Resiliency Taskforce, which has grown from collaborative Child Abuse Prevention Awareness Month efforts to a concerted effort to spread

trauma-informed care practices, support ACEs (Adverse Childhood Experiences) integration, and increase Protective Factors like Resiliency countywide with agencies like RAVE (Bishop Tribe's Domestic Violence program), OVCDC (Owens Valley Career Development Center), Toiyabe, Northern Inyo Hospital, behavioral health professionals, and Wild Iris, joining First 5.

- **INTERNAL GOALS & CHANGES** - The integration of shared prevention specialist staff between First 5, WIC, and SUD/Tobacco Prevention under HHS Public Health and Prevention continued to be refined, and managers learned many lessons about communication and collaboration in order to support each program's mission. This training-heavy year has resulted in lots of staff growth. The client-focused attitude that prevention specialist staff have displayed throughout the challenges of learning such a wide variety of information in a short period of time speaks highly in favor of their individual characters, and to the quality of services our clients are receiving. Cross training and sharing tasks from multiple programs may be a challenge, but the benefits of increased knowledge and experience across related fields is undeniable, too.

GOALS FOR FISCAL YEAR 2017-2018

- Continue to strengthen families through parenting education in the community and at the county jail, and build on the foundational Inyo Triple P Provider Network that includes education, health, and social service professionals countywide through quarterly peer support meetings and continued accreditation of new members.
- Recruit participants for the Triple P Stepping Stones training scheduled for September 2017, so that Inyo parents of children with special needs have relevant parenting supports offered throughout our county.
- Expand on the Inyo Ages & Stages Developmental Screening Network established in 2015-16, so that once children birth to 5 are screened there is coordinated follow-up to families where children are identified with developmental delays, or social emotional scores of concern. Bishop Pediatrics, Northern Inyo Hospital and ICSOS have expressed interest in improving these systems of support.
- Work with regional QRIS/IMPACT partners at the Inyo Superintendent of Schools, as well as Mono and Alpine counties to establish local efficiencies and build local capacities to uphold quality child care and early education site improvements in the spirit of continuous quality improvement.

DEPARTMENTAL BUDGET REQUEST FOR FISCAL YEAR 2017-2018

The Department's Fiscal Year 2017-2018 Requested Budget represents an overall decrease of \$8,046 in expenditures, and an increase of \$45,000 in revenues, when compared to the Fiscal Year 2016-2017 Board Approved Budget. As a result, the Requested Net County Cost is decreased by \$53,046.

These are not county costs but rather prior year funds that have remained available and are sufficient to cover these expenses.

Personnel Costs increased by \$21,876 compared to the Fiscal Year 2016-2017 Board Approved Budget, due to slight increase in FTE and projected employee salary and benefit increases.

Revenues

4498 (STATE GRANTS) increased by \$10,000: projected allocation from the State; **4998** (OPERATING TRANSFERS IN) increased by \$35,000: Revenues from a trust fund that will be used to reimburse First 5 for a Triple P parenting training.

Personnel

The Department's Requested Budget represents an increase in the number of fulltime equivalent (FTE) positions that are supported by this budget.

There is a .20 FTE increase. See attached HHS Personnel Shift Table.

Services & Supplies

5232 (OFFICE & OTHER EQUIP < \$5,000) increased by \$700: Projected expenses after reviewing 16/17 expenditures; **5263** (ADVERTISING) increased by \$3,250: Projected expenses after reviewing 16/17 expenditures; **5265** (PROFESSIONAL & SPECIAL SERVICE) decreased by \$107,350: The majority of the Triple P Parenting training was provided in 16/17. The remaining are projected expenses after reviewing 16/17 expenditures; **5291** (OFFICE, SPACE & SITE RENTAL) decreased by \$174: Projected expenses after reviewing 16/17 expenditures; **5311** (GENERAL OPERATING EXPENSE) decreased by \$2,325: Projected expenses after reviewing 16/17 expenditures; **5331** (TRAVEL EXPENSE) increased by \$4,120: Projected expenses after reviewing 16/17 expenditures.

Support & Care of Persons

(There are no changes in this object category from the previous fiscal year.)

Fixed Assets

(There are no changes in this object category from the previous fiscal year.)

FISCAL YEAR 2017-2018 REDUCTION IMPACTS TO BASE BUDGET

None

FISCAL YEAR 2017-2018 STATE/FEDERAL FUNDING SUMMARY

No changes.

FISCAL YEAR 2017-2018 REGULATORY COMPLIANCE SUMMARY

This program is not mandated. The Health and Safety Code Sections 130100 and 130140, state that programs authorized by this Act shall be administered by the County Children and Families Commissions and further, that any County that wishes to develop, adopt, promote and implement local programs consistent with the Act shall receive funding.

MAJOR POLICY CONSIDERATIONS BEING REQUESTED

None.

COUNTY OF INYO

BUD002A - BUDGET REQUESTS

RUNDATE: 06/30/2017 TODAY'S DATE: 08/18/2017

FOR FISCAL YEARS: 07/01/2015 - 06/30/18

	YTD ACTUALS 06/30/2016	BOARD APPROVED 06/30/2017	WORKING BUDGET 06/30/2017	YTD ACTUALS 06/30/2017	DEPT REQUESTED 06/30/2018	CAO RECOMM 06/30/2018	BOARD APPROVED 06/30/2018
BUDGET UNIT: 643000 FIRST FIVE COMMISSION							
FUND: 6566 CHILDREN & FAMILIES COMMISSION							
REVENUES:							
4301 - INTEREST FROM TREASURY	\$4,341	\$1,500	\$3,134	\$7,370	\$1,500	\$1,500	\$0
REV USE OF MONEY & PROPERTY	\$4,341	\$1,500	\$3,134	\$7,370	\$1,500	\$1,500	\$0
4498 - STATE GRANTS	\$376,304	\$340,000	\$340,000	\$350,818	\$350,000	\$350,000	\$0
AID FROM OTHER GOVT AGENCIES	\$376,304	\$340,000	\$340,000	\$350,818	\$350,000	\$350,000	\$0
4998 - OPERATING TRANSFERS IN	\$6,416	\$0	\$0	\$0	\$35,000	\$35,000	\$0
OTHER FINANCING SOURCES	\$6,416	\$0	\$0	\$0	\$35,000	\$35,000	\$0
TOTAL REVENUES:	\$387,063	\$341,500	\$343,134	\$358,188	\$386,500	\$386,500	\$0
EXPENSES:							
5001 - SALARIED EMPLOYEES	\$82,009	\$124,204	\$124,204	\$72,629	\$136,661	\$137,084	\$0
5021 - RETIREMENT & SOCIAL SECURITY	\$6,334	\$9,638	\$9,638	\$5,455	\$10,454	\$10,487	\$0
5022 - PERS RETIREMENT	\$20,237	\$28,972	\$28,972	\$17,739	\$12,387	\$12,426	\$0
5024 - RETIREMENT-UNFUNDED LIAB	\$0	\$0	\$0	\$0	\$13,275	\$13,275	\$0
5031 - MEDICAL INSURANCE	\$8,570	\$22,344	\$22,344	\$9,413	\$35,938	\$35,443	\$0
5032 - DISABILITY INSURANCE	\$703	\$1,261	\$1,261	\$635	\$1,367	\$1,367	\$0
5042 - SICK LEAVE BUY OUT	\$1,430	\$1,787	\$1,787	\$81	\$0	\$0	\$0
5043 - OTHER BENEFITS	\$581	\$0	\$0	\$33	\$0	\$0	\$0
5045 - COMPENSATED ABSENCE EXPENSE	\$9	\$0	\$0	\$0	\$0	\$0	\$0
SALARIES & BENEFITS	\$119,877	\$188,206	\$188,206	\$105,989	\$210,082	\$210,082	\$0
5131 - FOOD & HOUSEHOLD SUPPLIES	\$0	\$0	\$18	\$8	\$0	\$0	\$0
5232 - OFFICE & OTHER EQUIP < \$5,000	\$0	\$1,500	\$1,500	\$213	\$2,200	\$2,200	\$0
5260 - HEALTH - EMPLOYEE PHYSICALS	\$0	\$400	\$400	\$335	\$400	\$400	\$0
5263 - ADVERTISING	\$0	\$7,250	\$7,250	\$33	\$10,500	\$10,500	\$0
5265 - PROFESSIONAL & SPECIAL SERVICE	\$27,395	\$255,850	\$269,050	\$198,845	\$148,500	\$148,500	\$0
5291 - OFFICE, SPACE & SITE RENTAL	\$7,084	\$6,705	\$6,705	\$4,024	\$6,531	\$6,531	\$0
5311 - GENERAL OPERATING EXPENSE	\$38,833	\$64,200	\$64,182	\$31,706	\$61,875	\$61,875	\$0
5331 - TRAVEL EXPENSE	\$18,823	\$7,384	\$7,384	\$2,522	\$11,504	\$11,504	\$0
5351 - UTILITIES	\$3,625	\$3,940	\$3,940	\$3,319	\$3,940	\$3,940	\$0

COUNTY OF INYO

BUD002A - BUDGET REQUESTS

RUNDATE: 06/30/2017 TODAY'S DATE: 08/18/2017

FOR FISCAL YEARS: 07/01/2015 - 06/30/18

	YTD ACTUALS 06/30/2016	BOARD APPROVED 06/30/2017	WORKING BUDGET 06/30/2017	YTD ACTUALS 06/30/2017	DEPT REQUESTED 06/30/2018	CAO RECOMM 06/30/2018	BOARD APPROVED 06/30/2018
SERVICES & SUPPLIES	\$95,762	\$347,229	\$360,429	\$241,009	\$245,450	\$245,450	\$0
5121 - INTERNAL CHARGES	\$3,074	\$3,300	\$3,300	\$2,158	\$3,300	\$3,300	\$0
5123 - TECH REFRESH EXPENSE	\$1,016	\$2,905	\$2,905	\$2,905	\$2,003	\$2,003	\$0
5129 - INTERNAL COPY CHARGES (NON-IS)	\$2,618	\$3,455	\$3,455	\$1,566	\$1,137	\$1,137	\$0
5152 - WORKERS COMPENSATION	\$1,689	\$1,176	\$1,176	\$1,176	\$1,357	\$1,357	\$0
5155 - PUBLIC LIABILITY INSURANCE	\$1,097	\$918	\$918	\$918	\$995	\$995	\$0
5315 - COUNTY COST PLAN	\$13,973	\$10,638	\$10,638	\$10,638	\$15,008	\$15,008	\$0
5333 - MOTOR POOL	\$2,747	\$4,484	\$4,484	\$2,888	\$7,336	\$7,336	\$0
INTERNAL CHARGES	\$26,216	\$26,876	\$26,876	\$22,250	\$31,136	\$31,136	\$0
5501 - SUPPORT & CARE OF PERSONS	\$0	\$0	\$50	\$27	\$0	\$0	\$0
5539 - OTHER AGENCY CONTRIBUTIONS	\$6,416	\$0	\$66,494	\$63,685	\$67,597	\$67,597	\$0
OTHER CHARGES	\$6,416	\$0	\$66,544	\$63,712	\$67,597	\$67,597	\$0
TOTAL EXPENSES:	\$248,272	\$562,311	\$642,055	\$432,962	\$554,265	\$554,265	\$0
BUDGET UNIT: 643000 FIRST FIVE COMMISSION	\$138,791	(\$220,811)	(\$298,921)	(\$74,773)	(\$167,765)	(\$167,765)	\$0

FIRST PROGRAM

055801

DEPARTMENTAL FUNCTIONS

Families Intensive Response Strengthening Team (FIRST) is an intensive, family centered, strength-based approach to delivering services to families. FIRST uses the wraparound approach to work with families of children who have been identified as at risk of group home placement or other out of home placement, as well as having been expanded for those children and their families who have been identified as at risk of involvement in higher level services such as Probation or CPS. FIRST follows the ten guiding principles of wraparound, using a planning process that values engagement of the child and his/her family in a manner that shifts from being problem focused to building upon individual strengths in an effort to improve family functioning and child well-being. The program provides intensive, individualized services and supports to families, giving them a voice, choice and preference in the planning process with a goal of creating independence and stability.

MAJOR ACCOMPLISHMENTS IN FISCAL YEAR 2016-2017

- Continued to diversify funding streams to support a broader range of eligibility criteria in order to increase access to wraparound programming for children and families. The FIRST program allows for the traditional, foster-care funded entry into services, as well as entry into the program through alternative eligibility criteria portals so that earlier interventions with families can occur in an effort to divert more costly interventions through probation and/or child welfare. This diversification has allowed for the department to continue providing wraparound services to a greater number of children and families.
- Developed a referral and screening tool based upon family environment, generational trauma and child specific criteria.
- Conducted outreach to area preschools, elementary schools and middle schools to introduce the referral and screening tool, as well as, introduce the new FIRST supervisor and provide updated information on the criteria for entrance into the FIRST program.
- Continued to provide an alternative to group home placement for one probation youth. Working with the Probation Department and the SUD division of HHS, to address continued behavioral and substance use issues and assessing the level and location of intervention and/or sanctions that are appropriate to help support not only the youth, but the family and home the youth resides in.
- Since the inception of the program through FY 2015/2016, 24 children/youth and their 52 family members were served by this program with 14 children/youth and their families completing the program and 10 children/youth withdrawing, involuntarily moving to a higher level of care or voluntarily moving to a higher level of care. A pre and post assessment of the protective factors present in each of these families has been completed with those families who graduated the program, demonstrating an average growth in protective capacity of 43.07% compared to those families not completing the program, who demonstrated an average growth of 1.29%. More longitudinally, of the seven (7) youth and families that entered the program in September 2010 through June 2011, the four (4) youth who completed the program experienced an increase in their protective factors by an average of 47.5% and as of March 31, 2017 had not had any additional Probation or Child Welfare involvement as either youth or young adults.

GOALS FOR FISCAL YEAR 2017-2018

- Increase capacity to meet the intervention needs of children/youth and their families to prevent the need for intervention by CPS, Probation and/or more intensive Behavioral Health services and continue to provide alternative interventions to prevent placement in Short Term Residential Treatment Programs (STRTP) or Group Homes. Bring FIRST staffing to full capacity, which will allow for 12 families to be served.
- As the State continues to move forward to full implementation of the Continuum of Care Reform (CCR), transitioning group homes to STRTPs, which will be charged with ensuring that children/youth receive intensive therapeutic services and returned to their own communities at the earliest possible point, FIRST will continue to provide wraparound programming to youth and their families or resource families who are being diverted from STRTP's or are transitioning back from STRTP's.
- Continue tracking aggregate outcomes as well as tracking outcomes by funding source as determined by the family being served and the entrance criteria that brought them to the FIRST program.
- Continue to demonstrate an increase in protective capacity scores of children and youth who have participated in the program as a result of being at risk of involvement in child welfare/probation, at risk of placement in out of home care or at risk of STRTP. Additionally, formalize a longitudinal study of the outcomes of children/youth and families who complete the program over a five year period, including future criminal justice, child welfare and behavioral health involvement.

DEPARTMENTAL BUDGET REQUEST FOR FISCAL YEAR 2017-2018

The Department's Fiscal Year 2017-2018 Requested Budget represents an overall increase of \$25,878 in expenditures, and an increase of \$25,878 in revenues, when compared to the Fiscal Year 2016-2017 Board Approved Budget. As a result, the Requested Net County Cost is increased by \$0.

Personnel Costs increased by \$23,131 compared to the Fiscal Year 2016-2017 Board Approved Budget, due to projected employee salary and benefit increases.

Revenues

4420 (SOCIAL SERVICE REALIGNMENT) decreased by \$73,973: This is due to a change in how revenue is recognized in this budget in a different object code; **4460** (REALIGNMENT - 2011) decreased by \$15,250: This is due to a change in how revenue is recognized in this budget in a different object code. These are the projected revenues for this program; **4498** (STATE GRANTS) decreased by \$86,786: This is due to a change in how revenue is recognized in this budget in a different object code; **4501** (FEDERAL PUBLIC ASSISTANCE ADMN) decreased by \$25: These are projected revenues for this program; **4552** (FEDERAL OTHER) decreased by \$25,861: This is due to a change in how revenue is recognized in this budget in a different object code; **4599** (OTHER AGENCIES) increased by \$67,597: This is due to a change in how revenue is recognized in this budget in a different object code. These are projected revenues for this program; **4998** (OPERATING TRANSFERS IN) increased by \$160,176: This is due to a change in how revenue is recognized in this budget in a different object code. These are projected revenues for this program.

Personnel

The Department's Requested Budget represents no change in the number of fulltime equivalent (FTE) positions that are supported by this budget.

We have budgeted the Social Worker position but will be discussing downgrading to a Rehabilitation Specialist solely for the purpose of service redesign in juvenile services, creating a job opportunity for an addiction-trained Probation Department employee. See attached HHS Personnel Shift Table.

Services & Supplies

5232 (OFFICE & OTHER EQUIP < \$5,000) increased by \$5,725: Projected expenses after reviewing 16/17 expenditures; **5265** (PROFESSIONAL & SPECIAL SERVICE) increased by \$50: Projected expenses after reviewing 16/17 expenditures; **5291** (OFFICE, SPACE & SITE RENTAL) increased by \$582: Projected expenses after reviewing 16/17 expenditures; **5311** (GENERAL OPERATING EXPENSE) decreased by \$2,500: Projected expenses after reviewing 16/17 expenditures; **5331** (TRAVEL EXPENSE) decreased by \$11,568: Projected expenses after reviewing 16/17 expenditures; **5351** (UTILITIES) increased by \$4,634: Projected expenses after reviewing 16/17 expenditures.

Support & Care of Persons

(There are no changes in this object category from the previous fiscal year.)

Fixed Assets

(There are no changes in this object category from the previous fiscal year.)

FISCAL YEAR 2017-2018 REDUCTION IMPACTS TO BASE BUDGET

None

FISCAL YEAR 2017-2018 STATE/FEDERAL FUNDING SUMMARY

The multiple funding sources, hopefully, can provide some protection from any yet unknown reductions in one of the multiple budgets that fund this program.

FISCAL YEAR 2017-2018 REGULATORY COMPLIANCE SUMMARY

Evidence-based research and practice is the primary driver of the service model.

MAJOR POLICY CONSIDERATIONS BEING REQUESTED

We have budgeted the Social Worker position but will be discussing it being downgraded to a Rehabilitation Specialist solely for the purpose of service redesign in juvenile services, creating a job opportunity for an addiction-trained Probation Department employee.

COUNTY OF INYO

BUD002A - BUDGET REQUESTS

RUNDATE: 06/30/2017 TODAY'S DATE: 08/18/2017

FOR FISCAL YEARS: 07/01/2015 - 06/30/18

	YTD ACTUALS 06/30/2016	BOARD APPROVED 06/30/2017	WORKING BUDGET 06/30/2017	YTD ACTUALS 06/30/2017	DEPT REQUESTED 06/30/2018	CAO RECOMM 06/30/2018	BOARD APPROVED 06/30/2018
BUDGET UNIT: 055801 FIRST PROGRAM							
FUND: 0009 FIRST PROGRAM							
REVENUES:							
4420 - SOCIAL SERVICE REALIGNMENT	\$0	\$73,973	\$0	\$0	\$0	\$0	\$0
4460 - REALIGNMENT - 2011	\$0	\$45,669	\$30,295	\$17,348	\$30,419	\$30,419	\$0
4498 - STATE GRANTS	\$156,976	\$489,309	\$367,695	\$100,838	\$402,523	\$402,523	\$0
4501 - FEDERAL PUBLIC ASSISTANCE ADMN	\$0	\$10,840	\$10,840	\$0	\$10,815	\$10,815	\$0
4552 - FEDERAL OTHER	\$3,478	\$32,621	\$32,621	\$1,922	\$6,760	\$6,760	\$0
4599 - OTHER AGENCIES	\$6,416	\$0	\$66,494	\$63,685	\$67,597	\$67,597	\$0
AID FROM OTHER GOVT AGENCIES	\$166,872	\$652,412	\$507,945	\$183,795	\$518,114	\$518,114	\$0
4824 - INTER GOVERNMENT CHARGES	\$0	\$0	\$0	\$15,047	\$0	\$0	\$0
CHARGES FOR CURRENT SERVICES	\$0	\$0	\$0	\$15,047	\$0	\$0	\$0
4998 - OPERATING TRANSFERS IN	\$51,528	\$0	\$144,467	\$96,359	\$160,176	\$160,176	\$0
OTHER FINANCING SOURCES	\$51,528	\$0	\$144,467	\$96,359	\$160,176	\$160,176	\$0
TOTAL REVENUES:	\$218,400	\$652,412	\$652,412	\$295,202	\$678,290	\$678,290	\$0
EXPENSES:							
5001 - SALARIED EMPLOYEES	\$124,853	\$370,195	\$368,378	\$204,525	\$366,132	\$366,132	\$0
5003 - OVERTIME	\$228	\$1,000	\$1,000	\$293	\$1,000	\$1,000	\$0
5004 - STANDBY TIME	\$7,659	\$14,500	\$14,500	\$11,927	\$21,125	\$21,125	\$0
5021 - RETIREMENT & SOCIAL SECURITY	\$9,944	\$28,415	\$28,415	\$15,901	\$28,124	\$28,124	\$0
5022 - PERS RETIREMENT	\$30,413	\$81,199	\$81,199	\$54,594	\$50,080	\$50,080	\$0
5024 - RETIREMENT-UNFUNDED LIAB	\$0	\$0	\$0	\$0	\$45,777	\$45,777	\$0
5031 - MEDICAL INSURANCE	\$22,829	\$99,454	\$99,454	\$53,382	\$105,451	\$105,451	\$0
5032 - DISABILITY INSURANCE	\$1,110	\$3,715	\$3,715	\$1,853	\$3,676	\$3,676	\$0
5034 - EDUCATION REIMBURSEMENT	\$0	\$0	\$344	\$344	\$0	\$0	\$0
5042 - SICK LEAVE BUY OUT	\$1,199	\$1,259	\$2,732	\$2,731	\$1,503	\$1,503	\$0
5043 - OTHER BENEFITS	\$831	\$0	\$0	\$0	\$0	\$0	\$0
SALARIES & BENEFITS	\$199,068	\$599,737	\$599,737	\$345,554	\$622,868	\$622,868	\$0
5122 - CELL PHONES	\$50	\$140	\$256	\$259	\$140	\$140	\$0
5232 - OFFICE & OTHER EQUIP < \$5,000	\$0	\$0	\$7,000	\$6,009	\$5,725	\$5,725	\$0
5260 - HEALTH - EMPLOYEE PHYSICALS	\$150	\$200	\$0	\$144	\$200	\$200	\$0

COUNTY OF INYO

BUD002A - BUDGET REQUESTS

RUNDATE: 06/30/2017 TODAY'S DATE: 08/18/2017

FOR FISCAL YEARS: 07/01/2015 - 06/30/18

	YTD ACTUALS 06/30/2016	BOARD APPROVED 06/30/2017	WORKING BUDGET 06/30/2017	YTD ACTUALS 06/30/2017	DEPT REQUESTED 06/30/2018	CAO RECOMM 06/30/2018	BOARD APPROVED 06/30/2018
5265 - PROFESSIONAL & SPECIAL SERVICE	\$104	\$0	\$100	\$32	\$50	\$50	\$0
5291 - OFFICE, SPACE & SITE RENTAL	\$2,420	\$8,882	\$8,882	\$8,494	\$9,464	\$9,464	\$0
5311 - GENERAL OPERATING EXPENSE	\$1,478	\$7,500	\$5,000	\$2,920	\$5,000	\$5,000	\$0
5331 - TRAVEL EXPENSE	\$2,029	\$19,112	\$9,862	\$5,562	\$7,544	\$7,544	\$0
5351 - UTILITIES	\$853	\$2,366	\$6,100	\$5,403	\$7,000	\$7,000	\$0
SERVICES & SUPPLIES	\$7,088	\$38,200	\$37,200	\$28,827	\$35,123	\$35,123	\$0
5121 - INTERNAL CHARGES	\$1,993	\$2,100	\$2,600	\$3,399	\$2,100	\$2,100	\$0
5123 - TECH REFRESH EXPENSE	\$0	\$0	\$0	\$0	\$2,671	\$2,671	\$0
5152 - WORKERS COMPENSATION	\$3,183	\$1,747	\$1,747	\$1,747	\$3,613	\$3,613	\$0
5155 - PUBLIC LIABILITY INSURANCE	\$6,006	\$1,364	\$1,364	\$1,363	\$2,651	\$2,651	\$0
5333 - MOTOR POOL	\$895	\$4,264	\$4,764	\$3,523	\$4,264	\$4,264	\$0
INTERNAL CHARGES	\$12,078	\$9,475	\$10,475	\$10,034	\$15,299	\$15,299	\$0
5501 - SUPPORT & CARE OF PERSONS	\$163	\$5,000	\$5,000	\$4,132	\$5,000	\$5,000	\$0
OTHER CHARGES	\$163	\$5,000	\$5,000	\$4,132	\$5,000	\$5,000	\$0
TOTAL EXPENSES:	\$218,400	\$652,412	\$652,412	\$388,548	\$678,290	\$678,290	\$0
BUDGET UNIT: 055801 FIRST PROGRAM	(\$0)	\$0	\$0	(\$93,346)	\$0	\$0	\$0

FOSTER CARE - GENERAL

056400

DEPARTMENTAL FUNCTIONS

This budget provides financial assistance to people caring for children who have been removed from their family homes by the courts, thus entering the foster care system with oversight by either Juvenile Probation or Child Welfare Services. With State approval of our local plan, these funds also are allowed to provide Wraparound child and family services designed to prevent placement or reduce the duration or level of placement. These services are provided through the FIRST program as needed and accomplishments and goals are captured under that budget.

MAJOR ACCOMPLISHMENTS IN FISCAL YEAR 2016-2017

- Actively ensured that all efforts were made to link a child's foster care eligibility to Federal requirements, thereby maximizing the draw-down of federal dollars. In the absence of federal dollars, foster care costs are reimbursed 40% with Social Services realignment 2011 and 60% Social Services realignment 1991. These efforts result in an average of 80-90% of regular foster care cases (not including Wraparound) having a federal linkage applied.
- Ensured continued foster care eligibility assessment for probation and child welfare cases.
- Caseload March 2017: 1 Juvenile Probation placed case, federally linked; 12 Child Welfare placed cases, of which 11 are federally linked and 1 is a state funded case; 9 KinGap cases (legal guardianship with relatives), all federally linked; 5 Adoption cases; and 1 Non-Related Legal Guardian case.

GOALS FOR FISCAL YEAR 2017-2018

- Implement and stay current with all new program requirements mandated by the State and Federal governments, ensuring federal linkage to increase funding to the fullest extent possible.

DEPARTMENTAL BUDGET REQUEST FOR FISCAL YEAR 2017-2018

The Department's Fiscal Year 2017-2018 Requested Budget represents an overall increase of \$0 in expenditures, and an increase of \$0 in revenues, when compared to the Fiscal Year 2016-2017 Board Approved Budget. As a result, the Requested Net County Cost is increased by \$0.

Personnel Costs did not change compared to the Fiscal Year 2016-2017 Board Approved Budget.

Revenues

4420 (SOCIAL SERVICE REALIGNMENT) decreased by \$16,400: Projected revenues needed for 17/18 State match requirements; **4460** (REALIGNMENT - 2011) increased by \$21,400: Projected revenues needed for 17/18 State match requirements; **4955** (FAMILY SUPPORT REPAYMENT) decreased by \$5,000: Projected expenses after reviewing 16/17 expenditures.

Personnel

The Department's Requested Budget represents no change in the number of fulltime equivalent (FTE) positions that are supported by this budget.

There are no personnel in this budget. These funds are only used for assistance grants.

Services & Supplies

(There are no changes in this object category from the previous fiscal year.)

Support & Care of Persons

(There are no changes in this object category from the previous fiscal year.)

Fixed Assets

(There are no changes in this object category from the previous fiscal year.)

FISCAL YEAR 2017-2018 REDUCTION IMPACTS TO BASE BUDGET

None.

FISCAL YEAR 2017-2018 STATE/FEDERAL FUNDING SUMMARY

This is an entitlement program.

FISCAL YEAR 2017-2018 REGULATORY COMPLIANCE SUMMARY

Foster Care funds can be accessed only by a Court detention order for Child Welfare or Juvenile Probation, or through an approved Wraparound family that meets criteria outlined in our State-approved Wraparound Plan.

MAJOR POLICY CONSIDERATIONS BEING REQUESTED

None.

COUNTY OF INYO

BUD002A - BUDGET REQUESTS

RUNDATE: 06/30/2017 TODAY'S DATE: 08/18/2017

FOR FISCAL YEARS: 07/01/2015 - 06/30/18

	YTD ACTUALS 06/30/2016	BOARD APPROVED 06/30/2017	WORKING BUDGET 06/30/2017	YTD ACTUALS 06/30/2017	DEPT REQUESTED 06/30/2018	CAO RECOMM 06/30/2018	BOARD APPROVED 06/30/2018
BUDGET UNIT: 056400 FOSTER CARE - GENERAL							
FUND: 0001 GENERAL FUND							
REVENUES:							
4420 - SOCIAL SERVICE REALIGNMENT	\$149,488	\$144,000	\$144,000	\$79,379	\$127,600	\$127,600	\$0
4427 - FOSTER CARE	(\$1,333)	\$25,000	\$25,000	\$21,693	\$25,000	\$25,000	\$0
4460 - REALIGNMENT - 2011	\$101,171	\$170,000	\$170,000	\$45,728	\$191,400	\$191,400	\$0
4501 - FEDERAL PUBLIC ASSISTANCE ADMN	\$5,587	\$0	\$0	\$0	\$0	\$0	\$0
4512 - FEDERAL FOSTER CARE	\$160,639	\$253,000	\$253,000	\$157,175	\$253,000	\$253,000	\$0
AID FROM OTHER GOVT AGENCIES	\$415,553	\$592,000	\$592,000	\$303,976	\$597,000	\$597,000	\$0
4955 - FAMILY SUPPORT REPAYMENT	\$8,129	\$8,000	\$8,000	\$4,904	\$3,000	\$3,000	\$0
OTHER REVENUE	\$8,129	\$8,000	\$8,000	\$4,904	\$3,000	\$3,000	\$0
TOTAL REVENUES:	<u>\$423,682</u>	<u>\$600,000</u>	<u>\$600,000</u>	<u>\$308,881</u>	<u>\$600,000</u>	<u>\$600,000</u>	<u>\$0</u>
EXPENSES:							
5501 - SUPPORT & CARE OF PERSONS	\$300,802	\$600,000	\$600,000	\$370,974	\$600,000	\$600,000	\$0
OTHER CHARGES	\$300,802	\$600,000	\$600,000	\$370,974	\$600,000	\$600,000	\$0
TOTAL EXPENSES:	<u>\$300,802</u>	<u>\$600,000</u>	<u>\$600,000</u>	<u>\$370,974</u>	<u>\$600,000</u>	<u>\$600,000</u>	<u>\$0</u>
BUDGET UNIT: 056400 FOSTER CARE - GENERAL	\$122,879	\$0	\$0	(\$62,092)	\$0	\$0	\$0

GENERAL RELIEF

056500

DEPARTMENTAL FUNCTIONS

This County General Fund budget exists exclusively to provide limited financial assistance to indigent adults who are not eligible for other public assistance programs, and is a statutory requirement for counties, pursuant to California's Welfare & Institutions Code (WIC) Section 17000.

MAJOR ACCOMPLISHMENTS IN FISCAL YEAR 2016-2017

- During the period ending March 31, 2017, recovered \$2,663 to reimburse the County General Fund from two (2) individuals who were provided interim cash assistance, pending the SSI/SSP eligibility determination.
- Provided assessments, case management and interventions to twenty-two (22) indigent clients with mental health and/or substance abuse challenges, resulting in fifteen (15) individuals entering some type of treatment to assist them in addressing barriers to self-sufficiency.
- Provided employment training workshops to thirty-six (36) chronically unemployed individuals, helping clients to identify barriers to employment. This included placement in community service programming, which provided twenty-five (25) clients with the opportunity to develop valuable job skills and work experience at worksites throughout the county. Five (5) clients successfully gained employment as a result of these efforts.
- During the period ending March 31, 2017, sixty-three (63) residents (thirty [30] identified as having a disability) received General Relief aid in Inyo County. This is the third year in a row that the program has seen a reduction in the number of individuals accessing financial support. During FY 2012-2013, the program experienced a 25% decrease from the prior year followed by another 22% reduction in FY 2013-2014, with an additional 27% decrease in FY 2015-2016. For the same point in time, there was no reduction of any significance during FY 2015-2016 and FY 2016-2017.
- Indigent burials were provided for thirteen (13) county residents, this is consistent with FY 2015-2016.

GOALS FOR FISCAL YEAR 2017-2018

- Divert or reduce the length of time people are receiving cash assistance by assisting clients in developing the skills needed to enter or re-enter the workforce, including involving the General Relief clients in the enhanced training provided by our Employment unit, as Subsidized Employment is implemented in our CalWORKs/Welfare to Work program.
- Reduce the length of time individuals are accessing General Relief and recover General Relief money by assisting clients in applying for Social Security and helping them through the appeals process as needed.
- Continue to provide case management services and interventions necessary in maintaining a small caseload while continuing to support the indigent residents of our county.

DEPARTMENTAL BUDGET REQUEST FOR FISCAL YEAR 2017-2018

The Department's Fiscal Year 2017-2018 Requested Budget represents an overall increase of \$0 in expenditures, and an increase of \$11,000 in revenues, when compared to the Fiscal Year 2016-2017 Board Approved Budget. As a result, the Requested Net County Cost is decreased by \$11,000.

State statute requires that \$2.00 from every death certificate be set aside for indigent burials. We are recognizing the \$11,000 that is available in the trust and plan to recognize the previous years balance in future years.

Personnel Costs did not change compared to the Fiscal Year 2016-2017 Board Approved Budget.

Revenues

4998 (OPERATING TRANSFERS IN) increased by \$11,000: These funds will be moved from the trust to offset county general fund expenses.

Personnel

The Department's Requested Budget represents no change in the number of fulltime equivalent (FTE) positions that are supported by this budget.

There is no personnel in this budget. This budget is only used to pay for indigent burials and general relief grant activities.

Services & Supplies

5265 (PROFESSIONAL & SPECIAL SERVICE) increased by \$5,000: Projected expenses after reviewing 16/17 expenditures.

Support & Care of Persons

5501 (SUPPORT & CARE OF PERSONS) decreased by \$5,000: Projected expenses after reviewing 16/17 expenditures.

Fixed Assets

(There are no changes in this object category from the previous fiscal year.)

FISCAL YEAR 2017-2018 REDUCTION IMPACTS TO BASE BUDGET

State statute requires that \$2.00 from every death certificate be set aside for indigent burials. We are recognizing the \$11,000 that is available in the trust and plan to recognize the previous years balance in future years.

FISCAL YEAR 2017-2018 STATE/FEDERAL FUNDING SUMMARY

There is no State funding in this budget.

FISCAL YEAR 2017-2018 REGULATORY COMPLIANCE SUMMARY

This program is one of the ways the County complies with the statutory requirement to provide for indigent adults.

MAJOR POLICY CONSIDERATIONS BEING REQUESTED

State statute requires that \$2.00 from every death certificate be set aside for indigent burials. We are recognizing the \$11,000 that is available in the trust and plan to recognize the previous years balance in future years.

COUNTY OF INYO

BUD002A - BUDGET REQUESTS

RUNDATE: 06/30/2017 TODAY'S DATE: 08/18/2017

FOR FISCAL YEARS: 07/01/2015 - 06/30/18

	YTD ACTUALS 06/30/2016	BOARD APPROVED 06/30/2017	WORKING BUDGET 06/30/2017	YTD ACTUALS 06/30/2017	DEPT REQUESTED 06/30/2018	CAO RECOMM 06/30/2018	BOARD APPROVED 06/30/2018
BUDGET UNIT: 056500 GENERAL RELIEF							
FUND: 0001 GENERAL FUND							
REVENUES:							
4998 - OPERATING TRANSFERS IN	\$0	\$0	\$0	\$0	\$11,000	\$11,000	\$0
OTHER FINANCING SOURCES	\$0	\$0	\$0	\$0	\$11,000	\$11,000	\$0
TOTAL REVENUES:	<u>\$0</u>	<u>\$0</u>	<u>\$0</u>	<u>\$0</u>	<u>\$11,000</u>	<u>\$11,000</u>	<u>\$0</u>
EXPENSES:							
5265 - PROFESSIONAL & SPECIAL SERVICE	\$19,920	\$20,000	\$24,417	\$24,229	\$25,000	\$25,000	\$0
SERVICES & SUPPLIES	\$19,920	\$20,000	\$24,417	\$24,229	\$25,000	\$25,000	\$0
5501 - SUPPORT & CARE OF PERSONS	\$85,685	\$130,000	\$125,583	\$106,742	\$125,000	\$125,000	\$0
OTHER CHARGES	\$85,685	\$130,000	\$125,583	\$106,742	\$125,000	\$125,000	\$0
TOTAL EXPENSES:	<u>\$105,606</u>	<u>\$150,000</u>	<u>\$150,000</u>	<u>\$130,971</u>	<u>\$150,000</u>	<u>\$150,000</u>	<u>\$0</u>
BUDGET UNIT: 056500 GENERAL RELIEF	(\$105,606)	(\$150,000)	(\$150,000)	(\$130,971)	(\$139,000)	(\$139,000)	\$0

INYO COUNTY GOLD

056100

DEPARTMENTAL FUNCTIONS

Inyo County was designated by the California Department of Aging (CDA), as the official Area Agency on Aging (AAA) for Inyo and Mono Counties effective July 1, 2012, replacing the former governance structure under the Inyo Mono Area Agency on Aging (IMAAA) and establishing the Eastern Sierra Area Agency on Aging (ESAAA). At the same time, the Inyo County Growing Older, Living with Dignity (I.C.GOLD) program was established to differentiate those services provided through ESAAA from those provided by I.C. GOLD, which is exclusively county-funded and augments AAA services to older adult residents of Inyo County. In addition to augmenting the nutrition program provided through ESAAA, I.C. GOLD provides homemaker services, personal care services and contracts for Lifeline emergency response units for Inyo County residents. The purpose of this program is to provide a small safety net for Inyo County's most vulnerable older adults towards the goal of assisting them to remain in their own homes as long as possible.

MAJOR ACCOMPLISHMENTS IN FISCAL YEAR 2016-2017

- Maintained a safety net of services available to residents in Inyo County by providing a fee-based congregate meal day at three sites, as well as had the ability to offer seniors fee-based home delivered meals on a sliding fee scale in the event that the ESAAA program had a waiting list. An average of 54 seniors purchased meals on the IC-GOLD day each week, which resulted in \$8,118.85 of revenue in the first three (3) quarters of FY 2016-2017. The implementation of the fee-based meals continues not to negatively impact the rate of donations or overall attendance and continues to help stabilize funding for these vital services.
- In the first three (3) quarters of FY 2016-2017, provided 20 seniors with 516 hours of homemaker/personal care services, which resulted in \$4,828.75 of revenue. The homemaker/personal care services helped maintain the independence of seniors and acted as a safety net for those who were eligible, as a bridge until they were able to access services through In Home Supportive Services. Additionally, implemented the sliding fee scale during FY 2015-2016 and continued to connect individuals to other support services such as IHSS, which is able to provide a higher level of service and has become more accessible as eligibility for Medi-Cal broadened with the implementation of the Affordable Care Act. These services continue to provide a vital safety net.
- In coordination with Behavioral Health and the use of Mental Health Services Act funding, provided a Friendly Visitor program to ensure that our most isolated and high risk seniors have a safety net in place. During the first three (3) quarters of FY 2016-2017, 22 seniors received visits totaling 351 hours, helping to reduce isolation and depression, as well as ensuring that issues of concern are identified and addressed as needed. Additionally, twenty-one (21) residents received Lifeline services during the first three (3) quarters of FY 2016-2017, helping ensure they had immediate access to emergency services and further enhancing the available safety net.
- Coordinated with a local dentist, who volunteers both his time and the time of his staff, to provide fifteen (15) low income seniors with no cost dental screening and treatment services during the first three (3) quarters of FY 2016-2017.

GOALS FOR FISCAL YEAR 2017-2018

- Ensure a broad-based safety net of services is available for our most vulnerable, isolated seniors, connecting them to alternative resources as appropriate.

- Evaluate effectiveness of the IC-GOLD services and continue to identify ways to reduce the County General Fund costs by coordinating with other resources and adjusting program services as appropriate.
- Actively conduct volunteer recruitment efforts throughout the county with a goal of increasing volunteer hours at each site, as well as establishing opportunities to sponsor seniors with financial support.

DEPARTMENTAL BUDGET REQUEST FOR FISCAL YEAR 2017-2018

The Department's Fiscal Year 2017-2018 Requested Budget represents an overall decrease of \$37,578 in expenditures, and an increase of \$27,529 in revenues, when compared to the Fiscal Year 2016-2017 Board Approved Budget. As a result, the Requested Net County Cost is decreased by \$65,107.

Personnel Costs decreased by \$28,279 compared to the Fiscal Year 2016-2017 Board Approved Budget, due to a decrease in FTE employees in this budget.

Revenues

4825 (OTHER CURRENT CHARGES) increased by \$15,529: Projected revenues after reviewing 16/17 budget; **4998** (OPERATING TRANSFERS IN) increased by \$3,000: There are funds in a Trust Account that will be used to purchase a commercial stove for Tecopa that will bring the kitchen compliant with Environmental Health standards; **4951** (DONATIONS) increased by \$9,000: Donation from Bishop Senior Center Recreation Committee for deferred maintenance project.

Personnel

The Department's Requested Budget represents a decrease in the number of fulltime equivalent (FTE) positions that are supported by this budget.

There is a .25 FTE decrease. See attached HHS Personnel Shift Table.

Services & Supplies

5131 (FOOD & HOUSEHOLD SUPPLIES) increased by \$51,021: Increased due to reduction in State and Federal allocation received for ESAAA program; **5154** (UNEMPLOYMENT INSURANCE) decreased by \$250: Projected expenses after reviewing 16/17 expenditures; **5232** (OFFICE & OTHER EQUIP < \$5,000) increased by \$3,250: Projected expenses after reviewing 16/17 expenditures; **5291** (OFFICE, SPACE & SITE RENTAL) decreased by \$1,587: Projected expenses after reviewing 16/17 expenditures; **5311** (GENERAL OPERATING EXPENSE) increased by \$1,000: Projected expenses after reviewing 16/17 expenditures; **5331** (TRAVEL EXPENSE) increased by \$250: Projected expenses after reviewing 16/17 expenditures.

Support & Care of Persons

5501 (SUPPORT & CARE OF PERSONS) decreased by \$500: Projected expenses after reviewing 16/17 expenditures.

Fixed Assets

(There are no changes in this object category from the previous fiscal year.)

FISCAL YEAR 2017-2018 REDUCTION IMPACTS TO BASE BUDGET

Coordinate policy considerations with the ESAAA budget, including taking another look at consolidation of kitchens for meal preparation.

FISCAL YEAR 2017-2018 STATE/FEDERAL FUNDING SUMMARY

Not applicable.

FISCAL YEAR 2017-2018 REGULATORY COMPLIANCE SUMMARY

This budget is governed only by the Board of Supervisors.

MAJOR POLICY CONSIDERATIONS BEING REQUESTED

Coordinate policy considerations with the ESAAA budget, including taking another look at consolidation of kitchens for meal preparation.

COUNTY OF INYO

BUD002A - BUDGET REQUESTS

RUNDATE: 06/30/2017 TODAY'S DATE: 08/18/2017

FOR FISCAL YEARS: 07/01/2015 - 06/30/18

	YTD ACTUALS 06/30/2016	BOARD APPROVED 06/30/2017	WORKING BUDGET 06/30/2017	YTD ACTUALS 06/30/2017	DEPT REQUESTED 06/30/2018	CAO RECOMM 06/30/2018	BOARD APPROVED 06/30/2018
BUDGET UNIT: 056100 INYO COUNTY GOLD							
FUND: 0001 GENERAL FUND							
REVENUES:							
4320 - TECOPA COMMUNITY CENTER	\$0	\$0	\$0	\$29	\$0	\$0	\$0
RENTS & LEASES	\$0	\$0	\$0	\$29	\$0	\$0	\$0
4316 - STATHAM HALL RENT	\$1,173	\$1,000	\$1,000	\$644	\$1,000	\$1,000	\$0
4317 - BIG PINE LEGION HALL RENT	\$535	\$450	\$450	\$397	\$450	\$450	\$0
4318 - INDEPENDENCE LEGION HALL RENT	\$37	\$100	\$100	\$0	\$100	\$100	\$0
REV USE OF MONEY & PROPERTY	\$1,745	\$1,550	\$1,550	\$1,041	\$1,550	\$1,550	\$0
4825 - OTHER CURRENT CHARGES	\$74,729	\$70,000	\$85,529	\$87,574	\$85,529	\$85,529	\$0
CHARGES FOR CURRENT SERVICES	\$74,729	\$70,000	\$85,529	\$87,574	\$85,529	\$85,529	\$0
4998 - OPERATING TRANSFERS IN	\$32,136	\$0	\$0	\$0	\$3,000	\$3,000	\$0
OTHER FINANCING SOURCES	\$32,136	\$0	\$0	\$0	\$3,000	\$3,000	\$0
4951 - DONATIONS	\$0	\$0	\$2,500	\$0	\$9,000	\$9,000	\$0
OTHER REVENUE	\$0	\$0	\$2,500	\$0	\$9,000	\$9,000	\$0
TOTAL REVENUES:	\$108,612	\$71,550	\$89,579	\$88,645	\$99,079	\$99,079	\$0
EXPENSES:							
5001 - SALARIED EMPLOYEES	\$148,878	\$120,101	\$120,092	\$110,097	\$106,547	\$106,635	\$0
5003 - OVERTIME	\$225	\$2,000	\$2,000	\$196	\$1,000	\$1,000	\$0
5004 - STANDBY TIME	\$0	\$0	\$9	\$0	\$0	\$0	\$0
5012 - PART TIME EMPLOYEES	\$89,010	\$83,649	\$83,649	\$72,508	\$83,622	\$83,622	\$0
5021 - RETIREMENT & SOCIAL SECURITY	\$18,141	\$15,960	\$15,960	\$13,770	\$14,967	\$14,973	\$0
5022 - PERS RETIREMENT	\$35,990	\$28,501	\$28,501	\$25,463	\$14,522	\$14,535	\$0
5024 - RETIREMENT-UNFUNDED LIAB	\$0	\$0	\$0	\$0	\$18,769	\$18,769	\$0
5025 - RETIREE HEALTH BENEFITS	\$29,148	\$34,502	\$34,502	\$33,059	\$33,762	\$33,762	\$0
5031 - MEDICAL INSURANCE	\$21,404	\$41,854	\$40,929	\$25,570	\$25,178	\$25,178	\$0
5032 - DISABILITY INSURANCE	\$1,956	\$2,011	\$2,011	\$1,539	\$1,911	\$1,912	\$0
5042 - SICK LEAVE BUY OUT	\$1,059	\$1,470	\$1,470	\$1,086	\$1,074	\$1,074	\$0
5043 - OTHER BENEFITS	\$5,997	\$3,975	\$4,900	\$4,966	\$4,392	\$4,392	\$0
SALARIES & BENEFITS	\$351,812	\$334,023	\$334,023	\$288,258	\$305,744	\$305,852	\$0

COUNTY OF INYO

BUD002A - BUDGET REQUESTS

RUNDATE: 06/30/2017 TODAY'S DATE: 08/18/2017

FOR FISCAL YEARS: 07/01/2015 - 06/30/18

	YTD ACTUALS 06/30/2016	BOARD APPROVED 06/30/2017	WORKING BUDGET 06/30/2017	YTD ACTUALS 06/30/2017	DEPT REQUESTED 06/30/2018	CAO RECOMM 06/30/2018	BOARD APPROVED 06/30/2018
5131 - FOOD & HOUSEHOLD SUPPLIES	\$12,868	\$88,979	\$88,979	\$55,798	\$140,000	\$140,000	\$0
5154 - UNEMPLOYMENT INSURANCE	\$0	\$500	\$250	\$0	\$250	\$250	\$0
5171 - MAINTENANCE OF EQUIPMENT	\$0	\$50	\$50	\$0	\$50	\$50	\$0
5232 - OFFICE & OTHER EQUIP < \$5,000	\$3,626	\$7,500	\$8,246	\$6,315	\$10,750	\$10,750	\$0
5260 - HEALTH - EMPLOYEE PHYSICALS	\$0	\$500	\$500	\$62	\$500	\$500	\$0
5263 - ADVERTISING	\$400	\$1,000	\$1,000	\$140	\$1,000	\$1,000	\$0
5265 - PROFESSIONAL & SPECIAL SERVICE	\$31,113	\$15,100	\$15,983	\$9,072	\$15,100	\$15,100	\$0
5291 - OFFICE, SPACE & SITE RENTAL	\$2,765	\$2,505	\$2,505	\$2,239	\$918	\$918	\$0
5311 - GENERAL OPERATING EXPENSE	\$831	\$1,500	\$2,010	\$1,564	\$2,500	\$2,500	\$0
5331 - TRAVEL EXPENSE	\$605	\$750	\$1,000	\$559	\$1,000	\$1,000	\$0
5351 - UTILITIES	\$28,702	\$26,000	\$26,000	\$29,681	\$26,000	\$26,000	\$0
SERVICES & SUPPLIES	\$80,913	\$144,384	\$146,523	\$105,434	\$198,068	\$198,068	\$0
5121 - INTERNAL CHARGES	\$12,130	\$7,550	\$7,911	\$8,186	\$7,845	\$7,845	\$0
5123 - TECH REFRESH EXPENSE	\$3,556	\$4,728	\$4,728	\$4,728	\$6,010	\$6,010	\$0
5124 - EXTERNAL CHARGES	\$0	\$0	\$290	\$289	\$0	\$0	\$0
5152 - WORKERS COMPENSATION	\$28,634	\$21,208	\$21,208	\$21,208	\$10,130	\$10,130	\$0
5155 - PUBLIC LIABILITY INSURANCE	\$8,328	\$4,469	\$5,062	\$4,468	\$3,889	\$3,889	\$0
5315 - COUNTY COST PLAN	\$46,824	\$41,641	\$41,641	\$41,641	\$34,164	\$34,164	\$0
5333 - MOTOR POOL	\$0	\$15,120	\$15,120	\$17,970	\$15,120	\$15,120	\$0
INTERNAL CHARGES	\$99,474	\$94,716	\$95,960	\$98,492	\$77,158	\$77,158	\$0
5501 - SUPPORT & CARE OF PERSONS	\$0	\$500	\$500	\$0	\$0	\$0	\$0
OTHER CHARGES	\$0	\$500	\$500	\$0	\$0	\$0	\$0
5801 - OPERATING TRANSFERS OUT	\$22,317	\$54,008	\$54,008	\$54,008	\$9,083	\$63,823	\$0
OTHER FINANCING USES	\$22,317	\$54,008	\$54,008	\$54,008	\$9,083	\$63,823	\$0
TOTAL EXPENSES:	\$554,517	\$627,631	\$631,014	\$546,193	\$590,053	\$644,901	\$0
BUDGET UNIT: 056100 INYO COUNTY GOLD	(\$445,905)	(\$556,081)	(\$541,435)	(\$457,547)	(\$490,974)	(\$545,822)	\$0

MATERNAL CHILD HEALTH 17-18

641617

DEPARTMENTAL FUNCTIONS

The MCAH program coordinates and advocates for health programs and activities that target mothers and children. Local maternal, adolescent and child health needs are assessed and priorities for care are established through the active participation in interagency and community planning and through the development of solutions to address barriers to service.

MAJOR ACCOMPLISHMENTS IN FISCAL YEAR 2016-2017

- **ACCESS TO WOMEN'S HEALTHCARE-** Facilitated access to well woman exams and screenings per new health care reform structures either through referrals to Social Services, or referring women for "Family PACT" or "Every Woman Counts" reproductive health services through local hospitals and clinics.
- **ACCESS TO DENTAL SERVICES-** Assisted children and pregnant woman with dental care referrals, ongoing case management and transportation support as needed, through the services of the dental case manager. Dental care access for children continues to be an ongoing challenge in Inyo County, and numerous studies have shown improved outcomes on infant health of women who receive appropriate dental care during pregnancy. To improve access to dental care for children, the Public Health dental case manager collaborated with Round Valley School, IMACA, and UCLA School of Dentistry to provide education and dental screenings for 179 children in northern Inyo County. In FY 16/17, the dental case manager provided outreach and education materials to approximately 50 pregnant women through Rural Health Clinic and Northern Inyo Hospital. Through the dental case management program, 18 households received services in FY 16/17, including a total of 39 children in the form of transportation services and preventive and follow up dental visits, improving overall health outcomes. Thirty (30) referrals from community partners of children and families needing dental case management services received follow up, ensuring that those children at greatest risk of poor health outcomes are served. Of those 30 referrals, 10 children received some type of dental case management, such as scheduling assistance or bus passes. Currently, 10 families with 16 children are on the wait list for transportation during the next fiscal year.
- **ACCESS TO EARLY PRENATAL CARE-** The Public Health Nurse initiated or participated in various increased awareness and access to early pre-natal care, including: collaborating with WIC to distribute information on the benefits of prenatal care to WIC participants; referring public health patients to Northern Inyo Hospital's NEST program which assists expectant mothers with developing birthing plans and breastfeeding plans and provides support after a baby is born.
- **OBESITY PREVENTION-** Participated in Team Inyo for Healthy Kids (Team Inyo), a collaborative whose mission is to prevent and reduce childhood obesity. Childhood obesity was identified as one of the top 5 priority areas for the county to address in the last MCAH needs assessment. Supported and facilitated 6 Team Inyo meetings during the first three quarters of FY 16-17. Team Inyo partners collaborated in 16-17 to launch and provide content on a monthly basis to the Team Inyo website, Facebook page, and email newsletter. Partners also worked together to promote Walk to School for students in Inyo County.

GOALS FOR FISCAL YEAR 2017-2018

- Improve awareness of SIDS prevention through public information outreach and participation in community events.
- Continue to support means of access to dental care for children and pregnant women.

- Maintain an active and dynamic focus on childhood obesity promotional and prevention activities.
- Continue participation in the Inyo County Car Seat Program for injury prevention.

DEPARTMENTAL BUDGET REQUEST FOR FISCAL YEAR 2017-2018

The Department's Fiscal Year 2017-2018 Requested Budget represents an overall increase of \$18,764 in expenditures, and an increase of \$18,764 in revenues, when compared to the Fiscal Year 2016-2017 Board Approved Budget. As a result, the Requested Net County Cost is increased by \$0.

We have changed the staff who are budgeted in this grant to meet State licensing requirements and allow for increased State funds draw down.

Personnel Costs increased by \$7,123 compared to the Fiscal Year 2016-2017 Board Approved Budget, due to change in what staff is budgeted to meet State licensing requirements and projected employee salary and benefit increases.

Revenues

4430 (HEALTH REALIGNMENT) increased by \$11,918: This is a required match for State funds. We will only recognize those funds needed during the invoice process; **4498** (STATE GRANTS) increased by \$6,846: This is an increase in the ability to draw down increase State funds due to State required licensed personnel.

Personnel

The Department's Requested Budget represents a decrease in the number of fulltime equivalent (FTE) positions that are supported by this budget.

While there is a .10 FTE decrease, we are utilizing 5% of our Health Officer in this budget to meet the State required licensed personnel. See attached HHS Personnel Shift Table.

Services & Supplies

5263 (ADVERTISING) decreased by \$1,000: Projected expenses after reviewing 16/17 expenditures; **5265** (PROFESSIONAL & SPECIAL SERVICE) decreased by \$500: Projected expenses after reviewing 16/17 expenditures; **5291** (OFFICE, SPACE & SITE RENTAL) decreased by \$216: Projected expenses after reviewing 16/17 expenditures; **5311** (GENERAL OPERATING EXPENSE) decreased by \$3,251: Projected expenses after reviewing 16/17 expenditures; **5331** (TRAVEL EXPENSE) increased by \$120: Projected expenses after reviewing 16/17 expenditures; **5351** (UTILITIES) decreased by \$300: Projected expenses after reviewing 16/17 expenditures.

Support & Care of Persons

(There are no changes in this object category from the previous fiscal year.)

Fixed Assets

(There are no changes in this object category from the previous fiscal year.)

FISCAL YEAR 2017-2018 REDUCTION IMPACTS TO BASE BUDGET

We have changed the staff who are budgeted in this grant to meet State licensing requirements which will allow for increased State funds to be drawn down.

FISCAL YEAR 2017-2018 STATE/FEDERAL FUNDING SUMMARY

None.

FISCAL YEAR 2017-2018 REGULATORY COMPLIANCE SUMMARY

According to Health & Safety Code, Section 123255, the State may maintain this program in each county, and in order for a county to be considered for its designated allocation, an annual Board approved plan must be submitted.

MAJOR POLICY CONSIDERATIONS BEING REQUESTED

1) Lack of nurses has left us unable to meet a State requirement for a Public Health Nurse in this budget. Our negotiated agreement with the State includes moving our Health Officer at 5% into this budget; that solution also allows us to draw down increased funding.

2) A Licensed Vocational Nurse (LVN) has been added to this budget (shared with the CARES, Health, CHDP budgets) to help provide lower level services instead of using our Health Officer for that.

COUNTY OF INYO

BUD002A - BUDGET REQUESTS

RUNDATE: 06/30/2017 TODAY'S DATE: 08/18/2017

FOR FISCAL YEARS: 07/01/2015 - 06/30/18

	YTD ACTUALS 06/30/2016	BOARD APPROVED 06/30/2017	WORKING BUDGET 06/30/2017	YTD ACTUALS 06/30/2017	DEPT REQUESTED 06/30/2018	CAO RECOMM 06/30/2018	BOARD APPROVED 06/30/2018
BUDGET UNIT: 641617 MATERNAL CHILD HEALTH 17-18							
FUND: 6853 MATERNAL CHILD HEALTH 17-18							
REVENUES:							
4430 - HEALTH REALIGNMENT	\$0	\$0	\$0	\$0	\$47,792	\$47,792	\$0
4498 - STATE GRANTS	\$0	\$0	\$0	\$0	\$129,564	\$129,564	\$0
AID FROM OTHER GOVT AGENCIES	\$0	\$0	\$0	\$0	\$177,356	\$177,356	\$0
TOTAL REVENUES:	\$0	\$0	\$0	\$0	\$177,356	\$177,356	\$0
EXPENSES:							
5001 - SALARIED EMPLOYEES	\$0	\$0	\$0	\$0	\$87,510	\$87,538	\$0
5002 - CONTRACT EMPLOYEES	\$0	\$0	\$0	\$0	\$6,600	\$6,600	\$0
5021 - RETIREMENT & SOCIAL SECURITY	\$0	\$0	\$0	\$0	\$7,454	\$7,457	\$0
5022 - PERS RETIREMENT	\$0	\$0	\$0	\$0	\$10,650	\$10,655	\$0
5024 - RETIREMENT-UNFUNDED LIAB	\$0	\$0	\$0	\$0	\$9,613	\$9,613	\$0
5031 - MEDICAL INSURANCE	\$0	\$0	\$0	\$0	\$13,203	\$13,167	\$0
5032 - DISABILITY INSURANCE	\$0	\$0	\$0	\$0	\$876	\$876	\$0
5042 - SICK LEAVE BUY OUT	\$0	\$0	\$0	\$0	\$51	\$51	\$0
5043 - OTHER BENEFITS	\$0	\$0	\$0	\$0	\$3,480	\$3,480	\$0
SALARIES & BENEFITS	\$0	\$0	\$0	\$0	\$139,437	\$139,437	\$0
5263 - ADVERTISING	\$0	\$0	\$0	\$0	\$1,000	\$1,000	\$0
5265 - PROFESSIONAL & SPECIAL SERVICE	\$0	\$0	\$0	\$0	\$50	\$50	\$0
5291 - OFFICE, SPACE & SITE RENTAL	\$0	\$0	\$0	\$0	\$1,466	\$1,466	\$0
5311 - GENERAL OPERATING EXPENSE	\$0	\$0	\$0	\$0	\$9,149	\$9,149	\$0
5331 - TRAVEL EXPENSE	\$0	\$0	\$0	\$0	\$1,624	\$1,624	\$0
5351 - UTILITIES	\$0	\$0	\$0	\$2	\$1,500	\$1,500	\$0
SERVICES & SUPPLIES	\$0	\$0	\$0	\$2	\$14,789	\$14,789	\$0
5121 - INTERNAL CHARGES	\$0	\$0	\$0	\$0	\$1,100	\$1,100	\$0
5129 - INTERNAL COPY CHARGES (NON-IS)	\$0	\$0	\$0	\$0	\$16	\$16	\$0
5152 - WORKERS COMPENSATION	\$0	\$0	\$0	\$0	\$985	\$985	\$0
5155 - PUBLIC LIABILITY INSURANCE	\$0	\$0	\$0	\$0	\$722	\$722	\$0
5315 - COUNTY COST PLAN	\$0	\$0	\$0	\$0	\$17,719	\$17,719	\$0
5333 - MOTOR POOL	\$0	\$0	\$0	\$0	\$2,588	\$2,588	\$0

COUNTY OF INYO

BUD002A - BUDGET REQUESTS

RUNDATE: 06/30/2017 TODAY'S DATE: 08/18/2017

FOR FISCAL YEARS: 07/01/2015 - 06/30/18

	YTD ACTUALS 06/30/2016	BOARD APPROVED 06/30/2017	WORKING BUDGET 06/30/2017	YTD ACTUALS 06/30/2017	DEPT REQUESTED 06/30/2018	CAO RECOMM 06/30/2018	BOARD APPROVED 06/30/2018
INTERNAL CHARGES	\$0	\$0	\$0	\$0	\$23,130	\$23,130	\$0
TOTAL EXPENSES:	\$0	\$0	\$0	\$2	\$177,356	\$177,356	\$0
BUDGET UNIT: 641617 MATERNAL CHILD HEALTH 17-18	\$0	\$0	\$0	(\$2)	\$0	\$0	\$0

SOCIAL SERVICES - GENERAL

055800

DEPARTMENTAL FUNCTIONS

Public Assistance, Employment and Training is responsible for addressing barriers to employment for the unemployed/underemployed, and to provide assistance to low income families and individuals in the form of cash benefits, food stamps & medical benefits, through complex income & resource eligibility determinations, outlined in regulations for TANF, CalWORKs, CalFresh, Medi-Cal, and County Medical Services Program (CMSP).

Children's Services receives and investigates reports from both mandated and non-mandated reporters of suspected abuse or neglect of children. A mandated 24-hour response component, coordinated with law enforcement, requires Social Workers to be on-call for child abuse emergencies. Involuntary and voluntary services are offered to families to assist them in alleviating problems, resulting in, or leading to abuse and neglect.

Licensing licenses all family child care in Inyo County, consistent with state laws, regulations and policies. Other program functions include receiving and investigating complaints about licensed homes, and regularly visiting licensed homes in order to ensure compliance with licensing regulations. Foster Care licensing transitioned to Resource Family Approval (RFA) through a separate program in January 2017.

Child Abuse Prevention, Intervention and Treatment (CAPIT) targets families at risk for child abuse. We coordinate with our First 5 programs to offer recurring evidence-based parent education series of classes in Tecopa, Lone Pine and Bishop, with priority given to families referred by Child Welfare, Juvenile Probation and the Courts.

Adult Services includes Adult Protective Services (APS) program and In-Home Supportive Services (IHSS). APS receives and investigates reports of suspected abuse or neglect of elders and dependent adults. Services may be offered voluntarily to certain dependent adults or elders to assist them in alleviating problems that have become or may lead to abuse or neglect. IHSS provides assistance to Medi-Cal-eligible aged, blind or disabled persons who are limited in their ability to care for themselves and cannot live safely at home without help.

Disaster Services includes the setting up and management of evacuation and shelter care centers during declared disasters, both as a County service, and as a liaison for Red Cross of Los Angeles.

MAJOR ACCOMPLISHMENTS IN FISCAL YEAR 2016-2017

- Processed nine hundred and nineteen (919) applications (for two thousand one hundred and sixty [2160] individuals) for public assistance during the period of July 1, 2016, through March 31, 2017, assisting those in our community with ensuring their medical needs and other basic needs are met. This included provision of case management and employment services to eighty-three (83) CalWORKs clients, resulting in nine (9) clients becoming employed and either fully or partially off of cash assistance. Continued to monitor caseload numbers over time using April 1 as a point in time with CalFresh caseload numbers of 989 in 2013, 1,039 in 2014, 953 in 2015, 982 in 2016, and 940 in 2017; CMSP caseload of 535 in 2013, 11 in 2014, 2 in 2015, 7 in 2016 and 8 in 2017; CalWORKs caseload of 112 in 2013, 84 in 2014, 83 in 2015, 91 in 2016 and 83 in 2017; and a Medi-Cal caseload (defined as a household) of 1,301 in 2013, 2,227 in 2014, 2,436 in 2015, 2,656 in 2016 and 2,721 in 2017, representing an increase of individual cases by 1,879 since 2013.
- Ensured the safety and well-being of children by processing 277 reports (Average of 23 per month) of suspected child abuse in 2017, a 25% decrease from prior year; providing 25 children and their families with voluntary services, providing 31 children (a 29% decrease from prior year) and their families with involuntary Juvenile Court-related services, addressing safety issues in an effort to maintain or reunite families; providing high quality placement services to maintain children in the area and with family to the fullest extent possible; ensuring access to parenting education by supporting a continuum of parenting education in coordination with First 5; providing independent living services to eligible youth to assist them in developing skills to promote self-sufficiency; and, helped establish permanent plans for children who

could not be reunited with their parents including the adoption of two children.

- Provided child care licensing services; monitoring and supporting 23 family child care providers, with a capacity for 226 children. Converted the Foster Care licensing to Resource Family Approval, beginning January 1, 2017. Began converting 7 licensed foster homes and 6 relative/NREFM homes (conversion to be completed by 12/31/2018), as well as initiated the approval process for 4 new potential resource families. Supportive services include a monthly resource family social where resource families, including relative and non-related extended family members, social workers, probation officers and licensing staff have the opportunity to come together to strengthen their working relationships, to provide a forum for resource families to meet their training requirements and to address issues that will help the agency's retention efforts.
- Ensured the safety and well-being of our aging population by assessing one hundred and thirty-nine (139) reports of suspected elder and dependent adult abuse, which is consistent with FY 2015-2016; initiated ten (10) voluntary case plans to provide intensive case management services to elders that were determined to be at risk for neglect or abuse. Services included facilitating family team meetings, collaboration with landlords, assistance with successfully applying for housing resources, accessing medical care, veteran services and public assistance for low-income individuals. Provided assessment and reassessment for an average of one hundred and fifty-nine (159) seniors and persons with disabilities for In-Home Supportive Services, which helps maintain people in their own homes; and, working cooperatively with community partners, including, but not limited to law enforcement, the medical community and the Public Administrator/Public Guardian/Public Conservator.
- Ensured emergency readiness of Health and Human Services Employees, participating in disaster drills, maintaining skills inventories for HHS staff and responding as directed. This included opening an evacuation center during one fire event, as well as providing cots and blankets to Salvation Army for two snow and rain events during which they opened a warming center and small overnight shelter.

GOALS FOR FISCAL YEAR 2017-2018

- Enhance supportive services available through Employment and Eligibility by strengthening our employment services through continued implementation of comprehensive Employment Readiness workshops; implementation of Subsidized Employment services; enhancing support services to employers who accept job placements; and, providing high quality, respectful customer service to individuals and families who are accessing public assistance.
- Ensure the safety and well-being of children by providing high quality child welfare services to children and their families, including connecting families to supportive services, including their own external support networks.
- Ensure the safety and well-being of seniors and dependent adults by effectively assessing needs, identifying appropriate interventions and connecting to appropriate resources to help maintain the highest level of independence safely.
- Conduct proactive recruitment activities to increase the number of resource families available to provide out of home care for foster youth placed by both the child welfare and probation systems; increase the available training for resource families, ensuring that caregivers are able to manage caring for children and youth with more challenging behaviors; and increase the in home supports available to caregivers.
- Continue working across HHS Department divisions to coordinate and enhance available prevention, intervention and treatment services to better support clients served through Social Services and other departmental programs, as well as remain emergency-ready, prepared to respond to disasters as needed.

DEPARTMENTAL BUDGET REQUEST FOR FISCAL YEAR 2017-2018

The Department's Fiscal Year 2017-2018 Requested Budget represents an overall increase of \$429,795 in expenditures, and an increase of \$429,795 in revenues, when compared to the Fiscal Year 2016-2017 Board Approved Budget. As a result, the Requested Net County Cost is increased by \$0.

Personnel Costs increased by \$206,992 compared to the Fiscal Year 2016-2017 Board Approved Budget, due to slight increase in staff FTE and projected salary and benefit increases.

Revenues

4420 (SOCIAL SERVICE REALIGNMENT) increased by \$15,227: This is projected revenue available and needed to meet State match requirements; **4421** (STATE PUBLIC ASSIST ADMIN) decreased by \$162,304: This is a change in the tracking of allocations available for draw down and not necessarily a decrease in revenues; **4460** (REALIGNMENT - 2011) increased by \$452,182: This is projected revenue available and needed to meet State match requirements; **4499** (STATE OTHER) increased by \$2,131: This is a change in where revenue is recognized in a different object code; **4501** (FEDERAL PUBLIC ASSISTANCE ADMN) increased by \$122,559: This is a change in the tracking of allocations available for draw down and not necessarily an increase in revenues.

Personnel

The Department's Requested Budget represents an increase in the number of fulltime equivalent (FTE) positions that are supported by this budget.

There is a .34 FTE increase. See attached HHS Personnel Shift Table.

Services & Supplies

5122 (CELL PHONES) increased by \$400: Projected expenses after reviewing 16/17 expenditures; **5154** (UNEMPLOYMENT INSURANCE) decreased by \$10,000: Projected expenses after reviewing 16/17 expenditures; **5232** (OFFICE & OTHER EQUIP < \$5,000) decreased by \$42,000: Projected expenses after reviewing 16/17 expenditures; **5260** (HEALTH - EMPLOYEE PHYSICALS) increased by \$1,000: Projected expenses after reviewing 16/17 expenditures; **5263** (ADVERTISING) increased by \$1,500: Projected expenses after reviewing 16/17 expenditures; **5265** (PROFESSIONAL & SPECIAL SERVICE) increased by \$5,000: Projected expenses after reviewing 16/17 expenditures; **5291** (OFFICE, SPACE & SITE RENTAL) increased by \$11,442: Projected expenses after reviewing 16/17 expenditures; **5311** (GENERAL OPERATING EXPENSE) increased by \$5,500: Projected expenses after reviewing 16/17 expenditures; **5331** (TRAVEL EXPENSE) decreased by \$8,205: Projected expenses after reviewing 16/17 expenditures.

Support & Care of Persons

(There are no changes in this object category from the previous fiscal year.)

Fixed Assets

(There are no changes in this object category from the previous fiscal year.)

FISCAL YEAR 2017-2018 REDUCTION IMPACTS TO BASE BUDGET

None.

FISCAL YEAR 2017-2018 STATE/FEDERAL FUNDING SUMMARY

We have increased funding for IT services related to the Child Welfare case management system.

FISCAL YEAR 2017-2018 REGULATORY COMPLIANCE SUMMARY

Counties may contract with other counties/ State for operation & maintenance of public social services (WIC 1053); but counties are mandated to provide Adult Protective Services & Child Protective Services (WIC 13004 & 16500).

An MOU with Kern County provides for Kern's Child Welfare Adoptions staff to manage Inyo public adoptions.

MAJOR POLICY CONSIDERATIONS BEING REQUESTED

1) At the time of this writing, the issue of the Maintenance of Effort (MOE) for the In-Home Supportive Services (IHSS) is not resolved. At issue is how much of our 1991 Social Services Realignment will be impacted by this. Since Social Services Realignment is used to pay the County share of cost in multiple Social Services programs, in addition to one Health program, and the participation fees for being part of the County Medical Services Program (CMSP) consortium, the Department is particularly concerned about finding a County-friendly resolution to this discussion.

2) Discussions in Washington, DC around health care reform could impact the administration of the Social Services' Medi-Cal eligibility funding, and IHSS funding, although not likely in the upcoming fiscal year.

3) New funds are available for increased IT support for the new CWS/CMS case management system in the Child Welfare program. The Department will continue to work with our Information Services Director.

4) The Eligibility and Employment services, specifically in CalWORKs, will be introduced to new requirements being developed statewide for outcomes measures. This will increase the workload for our HHS Evaluation and Outcomes unit, and perhaps inform our service delivery system.

COUNTY OF INYO

BUD002A - BUDGET REQUESTS

RUNDATE: 06/30/2017 TODAY'S DATE: 08/18/2017

FOR FISCAL YEARS: 07/01/2015 - 06/30/18

	YTD ACTUALS 06/30/2016	BOARD APPROVED 06/30/2017	WORKING BUDGET 06/30/2017	YTD ACTUALS 06/30/2017	DEPT REQUESTED 06/30/2018	CAO RECOMM 06/30/2018	BOARD APPROVED 06/30/2018
BUDGET UNIT: 055800 SOCIAL SERVICES - GENERAL							
FUND: 0001 GENERAL FUND							
REVENUES:							
4411 - STATE MOTOR VEHICLE IN LIEU TX	\$76,971	\$76,662	\$76,662	\$32,239	\$76,662	\$76,662	\$0
4420 - SOCIAL SERVICE REALIGNMENT	\$774,255	\$836,668	\$790,657	\$293,387	\$851,895	\$851,895	\$0
4421 - STATE PUBLIC ASSIST ADMIN	\$1,742,096	\$2,609,757	\$2,734,302	\$2,371,421	\$2,447,453	\$2,447,453	\$0
4460 - REALIGNMENT - 2011	\$169,706	\$964,170	\$964,170	\$5,334	\$1,416,352	\$1,416,352	\$0
4499 - STATE OTHER	\$0	\$0	\$2,131	\$2,131	\$2,131	\$2,131	\$0
4501 - FEDERAL PUBLIC ASSISTANCE ADMN	\$1,243,163	\$1,698,441	\$1,698,391	\$2,065,096	\$1,821,000	\$1,821,000	\$0
4512 - FEDERAL FOSTER CARE	\$0	\$0	\$50	\$0	\$0	\$0	\$0
AID FROM OTHER GOVT AGENCIES	\$4,006,192	\$6,185,698	\$6,266,363	\$4,767,688	\$6,615,493	\$6,615,493	\$0
4821 - INTRA COUNTY CHARGES	\$0	\$0	\$0	\$160	\$0	\$0	\$0
CHARGES FOR CURRENT SERVICES	\$0	\$0	\$0	\$160	\$0	\$0	\$0
4998 - OPERATING TRANSFERS IN	\$669	\$0	\$0	\$0	\$0	\$0	\$0
OTHER FINANCING SOURCES	\$669	\$0	\$0	\$0	\$0	\$0	\$0
4951 - DONATIONS	\$0	\$0	\$120	\$119	\$0	\$0	\$0
4959 - MISCELLANEOUS REVENUE	\$0	\$0	\$24	\$23	\$0	\$0	\$0
OTHER REVENUE	\$0	\$0	\$144	\$143	\$0	\$0	\$0
TOTAL REVENUES:	\$4,006,861	\$6,185,698	\$6,266,507	\$4,767,991	\$6,615,493	\$6,615,493	\$0
EXPENSES:							
5001 - SALARIED EMPLOYEES	\$1,994,995	\$2,529,026	\$2,513,446	\$2,152,323	\$2,547,287	\$2,548,313	\$0
5003 - OVERTIME	\$78,697	\$69,769	\$87,199	\$78,927	\$87,199	\$87,199	\$0
5004 - STANDBY TIME	\$24,050	\$27,850	\$26,000	\$25,816	\$42,250	\$42,250	\$0
5012 - PART TIME EMPLOYEES	\$81,425	\$110,740	\$110,740	\$87,068	\$118,567	\$118,567	\$0
5021 - RETIREMENT & SOCIAL SECURITY	\$166,409	\$207,162	\$207,162	\$177,502	\$207,376	\$207,458	\$0
5022 - PERS RETIREMENT	\$466,820	\$597,029	\$597,029	\$512,411	\$333,983	\$334,142	\$0
5024 - RETIREMENT-UNFUNDED LIAB	\$0	\$0	\$0	\$0	\$383,797	\$383,797	\$0
5025 - RETIREE HEALTH BENEFITS	\$115,013	\$131,257	\$131,257	\$138,830	\$166,730	\$166,730	\$0
5031 - MEDICAL INSURANCE	\$362,918	\$531,421	\$515,444	\$443,708	\$547,531	\$546,256	\$0
5032 - DISABILITY INSURANCE	\$17,836	\$26,152	\$26,152	\$19,981	\$26,197	\$26,205	\$0
5034 - EDUCATION REIMBURSEMENT	\$0	\$700	\$700	\$350	\$700	\$700	\$0

COUNTY OF INYO

BUD002A - BUDGET REQUESTS

RUNDATE: 06/30/2017 TODAY'S DATE: 08/18/2017

FOR FISCAL YEARS: 07/01/2015 - 06/30/18

	YTD ACTUALS 06/30/2016	BOARD APPROVED 06/30/2017	WORKING BUDGET 06/30/2017	YTD ACTUALS 06/30/2017	DEPT REQUESTED 06/30/2018	CAO RECOMM 06/30/2018	BOARD APPROVED 06/30/2018
5042 - SICK LEAVE BUY OUT	\$13,390	\$18,626	\$18,626	\$8,767	\$5,706	\$5,706	\$0
5043 - OTHER BENEFITS	\$68,579	\$59,451	\$75,428	\$72,244	\$48,852	\$48,852	\$0
SALARIES & BENEFITS	\$3,390,136	\$4,309,183	\$4,309,183	\$3,717,934	\$4,516,175	\$4,516,175	\$0
5122 - CELL PHONES	\$1,161	\$1,100	\$2,111	\$2,200	\$1,500	\$1,500	\$0
5154 - UNEMPLOYMENT INSURANCE	\$8,000	\$15,000	\$5,000	\$0	\$5,000	\$5,000	\$0
5191 - MAINTENANCE OF STRUCTURES	\$355	\$0	\$0	\$0	\$0	\$0	\$0
5232 - OFFICE & OTHER EQUIP < \$5,000	\$14,139	\$70,050	\$95,772	\$66,136	\$28,050	\$28,050	\$0
5260 - HEALTH - EMPLOYEE PHYSICALS	\$4,043	\$2,000	\$5,000	\$6,835	\$3,000	\$3,000	\$0
5263 - ADVERTISING	\$6,328	\$7,500	\$8,711	\$2,141	\$9,000	\$9,000	\$0
5265 - PROFESSIONAL & SPECIAL SERVICE	\$292,745	\$400,000	\$426,360	\$294,474	\$405,000	\$405,000	\$0
5291 - OFFICE, SPACE & SITE RENTAL	\$137,703	\$145,775	\$169,000	\$139,565	\$157,217	\$157,217	\$0
5311 - GENERAL OPERATING EXPENSE	\$45,788	\$68,500	\$98,613	\$82,902	\$74,000	\$74,000	\$0
5331 - TRAVEL EXPENSE	\$36,646	\$66,800	\$64,800	\$55,719	\$58,595	\$58,595	\$0
5351 - UTILITIES	\$26,931	\$69,450	\$69,450	\$23,880	\$69,450	\$69,450	\$0
SERVICES & SUPPLIES	\$573,844	\$846,175	\$944,817	\$673,856	\$810,812	\$810,812	\$0
5121 - INTERNAL CHARGES	\$214,272	\$240,166	\$221,666	\$219,764	\$258,371	\$258,371	\$0
5123 - TECH REFRESH EXPENSE	\$28,448	\$45,507	\$45,507	\$45,507	\$47,410	\$47,410	\$0
5128 - INTERNAL SHREDDING CHARGES	\$160	\$144	\$144	\$144	\$150	\$150	\$0
5129 - INTERNAL COPY CHARGES (NON-IS)	\$17,079	\$18,910	\$19,387	\$21,535	\$15,886	\$15,886	\$0
5152 - WORKERS COMPENSATION	\$61,188	\$59,644	\$59,644	\$59,644	\$93,291	\$93,291	\$0
5155 - PUBLIC LIABILITY INSURANCE	\$166,964	\$137,824	\$137,824	\$137,823	\$154,467	\$154,467	\$0
5315 - COUNTY COST PLAN	\$319,511	\$182,060	\$182,060	\$182,060	\$356,618	\$356,618	\$0
5333 - MOTOR POOL	\$79,575	\$72,022	\$85,967	\$91,633	\$86,000	\$86,000	\$0
INTERNAL CHARGES	\$887,199	\$756,277	\$752,199	\$758,111	\$1,012,193	\$1,012,193	\$0
5501 - SUPPORT & CARE OF PERSONS	\$416,803	\$423,089	\$423,089	\$410,625	\$423,089	\$423,089	\$0
OTHER CHARGES	\$416,803	\$423,089	\$423,089	\$410,625	\$423,089	\$423,089	\$0
5801 - OPERATING TRANSFERS OUT	\$0	\$1,834	\$1,834	\$1,834	\$4,084	\$4,084	\$0
OTHER FINANCING USES	\$0	\$1,834	\$1,834	\$1,834	\$4,084	\$4,084	\$0
TOTAL EXPENSES:	\$5,267,984	\$6,336,558	\$6,431,122	\$5,562,361	\$6,766,353	\$6,766,353	\$0
BUDGET UNIT: 055800 SOCIAL SERVICES - GENERAL	(\$1,261,122)	(\$150,860)	(\$164,615)	(\$794,370)	(\$150,860)	(\$150,860)	\$0

SUBSTANCE USE DISORDERS

045315

DEPARTMENTAL FUNCTIONS

This program provides prevention, outreach, individual and group counseling, and case management services to people at risk of, or currently involved with, illegal drugs or addictions to alcohol or legal drugs. While the courts and/or Probation refer most clients in the counseling and case management program, any community resident may walk in and receive an intake assessment and/or referrals and guidance to connect with appropriate substance abuse services in the community.

MAJOR ACCOMPLISHMENTS IN FISCAL YEAR 2016-2017

- As part of required prevention services: COMMUNITY OUTREACH- Provided 11 community presentations and outreaches to educate the public, especially youth and parents, on SUD prevention topics at local schools and at parent and organization meetings and events with a total of 310 participants. These educational forums provide the foundation for encouraging healthier decisions by youth and parents.
- As part of required prevention services: OLDER ADULTS- Coordinated 18 wellness events on a monthly basis for older adults with fun activities and prevention information at Bishop Senior Center, Lone Pine Senior Center, Sterling Heights, and Bishop Paiute Tribe Elders Building with an average of 15 participants at each event.
- As part of SUD treatment services: In April 2016 three SUD counselors were trained in Moral Reconation Therapy (MRT) "How to Escape Your Prison" group facilitation. In addition there was a one day training in MRT "Breaking the Chains of Trauma" provided to all 4 SUD counselors. In June/July we implemented the MRT Trauma workbook into the women's Perinatal Group and to date 6 women have successfully completed this program and another 3 are active participants. We also provided MRT "Staying Quit" to our Relapse Prevention Intervention program and MRT "Thinking For Good" that has been an especially worthwhile intervention for our AB109 population. Training in these evidence-based curriculum has enhanced the SUD recovery programming.
- As part of SUD treatment services: In response to the statewide implementation of the Continuum of Care Reform two SUD counselors participated in Child and Family Team training in early March of 2017 and to date one counselor has participated as a "team" member for one of our CPS families. Efforts to enhance the SUD treatment services to children and families is ongoing.
- As part of SUD treatment services: In our intensive outpatient groups including Drug Court and SACPA we have a total enrollment of 13 persons with four persons having successfully graduated these programs. Our intensive programs are a minimum of 7 months and up to 18 months in duration. An array of services including assessment, crisis intervention, outreach and case management are provided to an average monthly caseload of 30 - 40 adults and youth with the majority referred through the Court and Probation, Child Welfare and schools. SUD services are provided to jail inmates including assessment and counseling, averaging 6 to 10 hours weekly. Worked closely with the Court, Probation and Re-entry Coordinator developing and implementing a streamlined referral process to address possible SUD needs of individuals facing criminal charges so they may be considered at time of sentencing. This has resulted in identifying any SUD needs and providing a recommendation for treatment before an inmate is released providing a smooth transition.

GOALS FOR FISCAL YEAR 2017-2018

- As part of prevention services: 1. Through ongoing recruitment and targeted referral, match 8 adult mentors with youth as part of the Inyo County Mentor Program. 2. Increase perception of harm of marijuana use among 11th grade students from 77% to 79%. 3. Continue participation in wellness activities with older adults, including participation in the new evidence-based Wellness Initiative Senior Education (WISE) through the ESAAA program.
- As part of Behavioral Health treatment/ intervention services: Continue to increase effectiveness and capacity for Substance Use Disorder treatment with those in the criminal-justice (including the jail facility) or dependency/wardship populations through trainings and enhanced treatment offerings.
- As part of Behavioral Health treatment/ intervention services: Coordinate with Child and Family staff to implement a Family Group supporting the transformation of juvenile services and Continuum of Care Reform.
- As part of Behavioral Health treatment/ intervention services: Work with the Re-entry Coordinator to establish an MRT "How to Escape Your Prison" group for those inmates who have begun the program in custody and will complete once they are released.
- As part of Behavioral Health treatment/ intervention services: Continue to provide practicum oversight for those persons still needing to complete hours for their University of Pacific Addiction Counseling Certification program.

DEPARTMENTAL BUDGET REQUEST FOR FISCAL YEAR 2017-2018

The Department's Fiscal Year 2017-2018 Requested Budget represents an overall increase of \$111,992 in expenditures, and an increase of \$111,992 in revenues, when compared to the Fiscal Year 2016-2017 Board Approved Budget. As a result, the Requested Net County Cost is increased by \$0.

Personnel Costs increased by \$58,102 compared to the Fiscal Year 2016-2017 Board Approved Budget, due to change in how staff FTE's are spread and projected employee salary and benefit increases.

Revenues

4460 (REALIGNMENT - 2011) increased by \$54,910: Projected revenue after reviewing 16/17 budget; **4552** (FEDERAL OTHER) increased by \$42,082: Use of monies that were not spent in 16/17 and 15/16 that need to spent; **4742** (PATIENT PAYMENTS) increased by \$15,000: Projected revenue after reviewing 16/17 budget.

Personnel

The Department's Requested Budget represents an increase in the number of fulltime equivalent (FTE) positions that are supported by this budget.

There is a .80 FTE increase. See attached HHS Personnel Shift Table.

Services & Supplies

5260 (HEALTH - EMPLOYEE PHYSICALS) increased by \$100: Projected expenses after reviewing 16/17 expenditures; **5265** (PROFESSIONAL & SPECIAL SERVICE) increased by \$23,692: The purchase of updated curriculum and new training; **5291** (OFFICE, SPACE & SITE RENTAL) decreased by \$2,725: Projected expenses after reviewing 16/17 expenditures; **5311** (GENERAL OPERATING EXPENSE) increased by \$5,235: Projected expenses after reviewing 16/17 expenditures;

5331 (TRAVEL EXPENSE) increased by \$3,473: Projected expenses after reviewing 16/17 expenditures;
5351 (UTILITIES) increased by \$1,000: Projected expenses after reviewing 16/17 expenditures.

Support & Care of Persons

(There are no changes in this object category from the previous fiscal year.)

Fixed Assets

(There are no changes in this object category from the previous fiscal year.)

FISCAL YEAR 2017-2018 REDUCTION IMPACTS TO BASE BUDGET

None

FISCAL YEAR 2017-2018 STATE/FEDERAL FUNDING SUMMARY

These Federal funds are stable. We have 16/17 funds that will remain unspent and need to be spent prior to the 17/18 allocation.

FISCAL YEAR 2017-2018 REGULATORY COMPLIANCE SUMMARY

All treatment services must comply with Medi-Cal, along with Federal Register requirements.

MAJOR POLICY CONSIDERATIONS BEING REQUESTED

Part of these prevention funds will be spent on the purchase of the training in the WISE curriculum to be implemented in the ESAAA program.

COUNTY OF INYO

BUD002A - BUDGET REQUESTS

RUNDATE: 06/30/2017 TODAY'S DATE: 08/18/2017

FOR FISCAL YEARS: 07/01/2015 - 06/30/18

	YTD ACTUALS 06/30/2016	BOARD APPROVED 06/30/2017	WORKING BUDGET 06/30/2017	YTD ACTUALS 06/30/2017	DEPT REQUESTED 06/30/2018	CAO RECOMM 06/30/2018	BOARD APPROVED 06/30/2018
BUDGET UNIT: 045315 SUBSTANCE USE DISORDERS							
FUND: 0023 SUBSTANCE USE DISORDERS							
REVENUES:							
4301 - INTEREST FROM TREASURY	\$229	\$300	\$300	\$306	\$300	\$300	\$0
REV USE OF MONEY & PROPERTY	\$229	\$300	\$300	\$306	\$300	\$300	\$0
4460 - REALIGNMENT - 2011	\$72,825	\$179,321	\$163,687	\$89,661	\$234,231	\$234,231	\$0
4552 - FEDERAL OTHER	\$353,801	\$398,938	\$398,938	\$356,954	\$441,020	\$441,020	\$0
AID FROM OTHER GOVT AGENCIES	\$426,626	\$578,259	\$562,625	\$446,615	\$675,251	\$675,251	\$0
4742 - PATIENT PAYMENTS	\$22,804	\$6,000	\$20,930	\$19,427	\$21,000	\$21,000	\$0
CHARGES FOR CURRENT SERVICES	\$22,804	\$6,000	\$20,930	\$19,427	\$21,000	\$21,000	\$0
4998 - OPERATING TRANSFERS IN	\$0	\$0	\$704	\$704	\$0	\$0	\$0
OTHER FINANCING SOURCES	\$0	\$0	\$704	\$704	\$0	\$0	\$0
4999 - PRIOR YEARS REIMBURSEMENTS	\$0	\$0	\$0	\$5,051	\$0	\$0	\$0
OTHER REVENUE	\$0	\$0	\$0	\$5,051	\$0	\$0	\$0
TOTAL REVENUES:	\$449,660	\$584,559	\$584,559	\$472,104	\$696,551	\$696,551	\$0
EXPENSES:							
5001 - SALARIED EMPLOYEES	\$215,011	\$296,044	\$295,813	\$240,926	\$323,394	\$323,604	\$0
5003 - OVERTIME	\$0	\$0	\$100	\$27	\$0	\$0	\$0
5004 - STANDBY TIME	\$0	\$0	\$110	\$0	\$0	\$0	\$0
5005 - HOLIDAY OVERTIME	\$0	\$0	\$21	\$20	\$0	\$0	\$0
5012 - PART TIME EMPLOYEES	\$19,281	\$17,929	\$17,929	\$14,464	\$30,166	\$30,166	\$0
5021 - RETIREMENT & SOCIAL SECURITY	\$18,191	\$24,504	\$24,504	\$19,195	\$27,455	\$27,469	\$0
5022 - PERS RETIREMENT	\$49,176	\$70,354	\$70,354	\$55,363	\$41,930	\$41,966	\$0
5024 - RETIREMENT-UNFUNDED LIAB	\$0	\$0	\$0	\$0	\$44,862	\$44,862	\$0
5025 - RETIREE HEALTH BENEFITS	\$13,587	\$25,548	\$25,548	\$13,258	\$21,925	\$21,925	\$0
5031 - MEDICAL INSURANCE	\$24,803	\$53,594	\$53,594	\$29,843	\$56,893	\$56,632	\$0
5032 - DISABILITY INSURANCE	\$1,853	\$3,063	\$3,063	\$2,207	\$3,552	\$3,553	\$0
5042 - SICK LEAVE BUY OUT	\$2,677	\$3,332	\$3,332	\$2,704	\$2,185	\$2,185	\$0
5043 - OTHER BENEFITS	\$3,197	\$3,012	\$3,012	\$3,023	\$3,120	\$3,120	\$0
SALARIES & BENEFITS	\$347,780	\$497,380	\$497,380	\$381,037	\$555,482	\$555,482	\$0

COUNTY OF INYO

BUD002A - BUDGET REQUESTS

RUNDATE: 06/30/2017 TODAY'S DATE: 08/18/2017

FOR FISCAL YEARS: 07/01/2015 - 06/30/18

	YTD ACTUALS 06/30/2016	BOARD APPROVED 06/30/2017	WORKING BUDGET 06/30/2017	YTD ACTUALS 06/30/2017	DEPT REQUESTED 06/30/2018	CAO RECOMM 06/30/2018	BOARD APPROVED 06/30/2018
5131 - FOOD & HOUSEHOLD SUPPLIES	\$0	\$0	\$150	\$62	\$0	\$0	\$0
5232 - OFFICE & OTHER EQUIP < \$5,000	\$306	\$0	\$7,000	\$6,064	\$0	\$0	\$0
5260 - HEALTH - EMPLOYEE PHYSICALS	\$96	\$200	\$1,850	\$1,400	\$300	\$300	\$0
5263 - ADVERTISING	\$2,823	\$5,000	\$4,000	\$4,451	\$5,000	\$5,000	\$0
5265 - PROFESSIONAL & SPECIAL SERVICE	\$9,925	\$1,750	\$750	\$511	\$25,442	\$25,442	\$0
5291 - OFFICE, SPACE & SITE RENTAL	\$10,535	\$12,189	\$12,189	\$11,613	\$9,464	\$9,464	\$0
5311 - GENERAL OPERATING EXPENSE	\$14,641	\$15,565	\$12,573	\$12,370	\$20,800	\$20,800	\$0
5331 - TRAVEL EXPENSE	\$4,749	\$3,088	\$2,088	\$1,844	\$6,561	\$6,561	\$0
5351 - UTILITIES	\$4,762	\$5,100	\$6,124	\$5,870	\$6,100	\$6,100	\$0
5499 - PRIOR YEAR REFUNDS	\$15	\$0	\$0	\$0	\$0	\$0	\$0
SERVICES & SUPPLIES	\$47,857	\$42,892	\$46,724	\$44,189	\$73,667	\$73,667	\$0
5121 - INTERNAL CHARGES	\$6,074	\$5,000	\$6,442	\$7,271	\$6,500	\$6,500	\$0
5123 - TECH REFRESH EXPENSE	\$3,056	\$2,955	\$2,955	\$2,955	\$3,339	\$3,339	\$0
5124 - EXTERNAL CHARGES	\$0	\$0	\$0	\$15,047	\$6,760	\$6,760	\$0
5129 - INTERNAL COPY CHARGES (NON-IS)	\$1,537	\$1,492	\$1,492	\$2,225	\$1,450	\$1,450	\$0
5152 - WORKERS COMPENSATION	\$3,783	\$3,399	\$3,399	\$3,399	\$4,217	\$4,217	\$0
5155 - PUBLIC LIABILITY INSURANCE	\$2,519	\$2,654	\$2,654	\$2,653	\$3,093	\$3,093	\$0
5315 - COUNTY COST PLAN	\$28,127	\$18,543	\$18,543	\$18,543	\$36,844	\$36,844	\$0
5333 - MOTOR POOL	\$9,977	\$10,244	\$4,970	\$5,297	\$5,044	\$5,044	\$0
INTERNAL CHARGES	\$55,075	\$44,287	\$40,455	\$57,393	\$67,247	\$67,247	\$0
5801 - OPERATING TRANSFERS OUT	\$0	\$0	\$0	\$0	\$155	\$155	\$0
OTHER FINANCING USES	\$0	\$0	\$0	\$0	\$155	\$155	\$0
TOTAL EXPENSES:	\$450,713	\$584,559	\$584,559	\$482,619	\$696,551	\$696,551	\$0
BUDGET UNIT: 045315 SUBSTANCE USE DISORDERS	(\$1,053)	\$0	\$0	(\$10,515)	\$0	\$0	\$0

TANF (AFDC)

056300

DEPARTMENTAL FUNCTIONS

TANF is a federal entitlement program to help move public welfare recipients into work and turn welfare into a program of temporary assistance. Under the welfare reform legislation of 1996, TANF replaced the old welfare programs known as the Aid to Families with Dependent Children (AFDC) program, the Job Opportunities and Basic Skills Training (JOBS) program, and the Emergency Assistance (EA) program. These funds cover only cash benefits targeted to needy families. California's version of TANF is called CalWORKs. Eligibility for TANF/CalWORKs is determined by employees in the Social Services budget, and employment services are provided through Social Services, as well. This budget pays only for the cash assistance grants to the eligible needy families.

MAJOR ACCOMPLISHMENTS IN FISCAL YEAR 2016-2017

- Maintained cash benefits to eligible families in compliance with federal and state regulations. The average unduplicated client count for the first three (3) quarters of FY 2016-2017, July 1, 2016 - March 31, 2017 is approximately one hundred (100) families.
- Processed one hundred and fifty (150) applications for assistance for the period of July 1, 2016 through March 31, 2017, as well as renewals for continuing clients.
- Provided increased front end supports in an effort to reduce and/or eliminate the need for cash assistance, including implementing an enhanced Work Readiness training program as well as providing some family stabilization around housing issues.
- Monitored, on a regular basis, the internal checks and balances around the issuance of these cash benefits and made adjustments as needed to tighten internal controls. Monitored caseload numbers over time with previous caseloads numbers ranging from a point in time of April 1 with numbers showing a caseload of 112 in 2013, 87 in 2014, 87 in 2015, 91 in 2016 and an increase to 106 in 2017.

GOALS FOR FISCAL YEAR 2017-2018

- Continue to provide accurate and timely benefits to eligible families, following the federal and state laws and regulations.

DEPARTMENTAL BUDGET REQUEST FOR FISCAL YEAR 2017-2018

The Department's Fiscal Year 2017-2018 Requested Budget represents an overall increase of \$0 in expenditures, and an increase of \$0 in revenues, when compared to the Fiscal Year 2016-2017 Board Approved Budget. As a result, the Requested Net County Cost is increased by \$0.

Personnel Costs did not change compared to the Fiscal Year 2016-2017 Board Approved Budget.

Revenues

4420 (SOCIAL SERVICE REALIGNMENT) increased by \$10,000: Slight increase in State required realignment match; **4425** (AID FAMILY DEPENDENT CHILDREN) increased by \$180,000: Trends in case load and reimbursements in 17/18 show that there are more clients that are State eligible;

4460 (REALIGNMENT - 2011) decreased by \$110,000: There was a clarification last year in the new realignment funds available and they were moved to the 1991 realignment trust; **4511** (FEDERAL AID TO FAMILY W/ CHILD) decreased by \$80,000: Trends in case load and reimbursements in 17/18 show that there are more clients that are State eligible.

Personnel

The Department's Requested Budget represents no change in the number of fulltime equivalent (FTE) positions that are supported by this budget.

There is no personnel in this budget. These funds are only used for assistance grants.

Services & Supplies

(There are no changes in this object category from the previous fiscal year.)

Support & Care of Persons

(There are no changes in this object category from the previous fiscal year.)

Fixed Assets

(There are no changes in this object category from the previous fiscal year.)

FISCAL YEAR 2017-2018 REDUCTION IMPACTS TO BASE BUDGET

None.

FISCAL YEAR 2017-2018 STATE/FEDERAL FUNDING SUMMARY

State funding that was realigned in 2011.

FISCAL YEAR 2017-2018 REGULATORY COMPLIANCE SUMMARY

The Welfare and Institutions Code 1053, 10532 states that each county shall develop a plan to deliver the full range of services to CalWORKs recipients.

MAJOR POLICY CONSIDERATIONS BEING REQUESTED

None.

COUNTY OF INYO

BUD002A - BUDGET REQUESTS

RUNDATE: 06/30/2017 TODAY'S DATE: 08/18/2017

FOR FISCAL YEARS: 07/01/2015 - 06/30/18

	YTD ACTUALS 06/30/2016	BOARD APPROVED 06/30/2017	WORKING BUDGET 06/30/2017	YTD ACTUALS 06/30/2017	DEPT REQUESTED 06/30/2018	CAO RECOMM 06/30/2018	BOARD APPROVED 06/30/2018
BUDGET UNIT: 056300 TANF (AFDC)							
FUND: 0001 GENERAL FUND							
REVENUES:							
4420 - SOCIAL SERVICE REALIGNMENT	\$74,431	\$15,000	\$15,000	\$26,968	\$25,000	\$25,000	\$0
4425 - AID FAMILY DEPENDENT CHILDREN	\$453,256	\$420,000	\$420,000	\$475,448	\$600,000	\$600,000	\$0
4460 - REALIGNMENT - 2011	\$0	\$110,000	\$107,903	\$0	\$0	\$0	\$0
4511 - FEDERAL AID TO FAMILY W/ CHILD AID FROM OTHER GOVT AGENCIES	\$158,424 \$686,111	\$180,000 \$725,000	\$180,000 \$722,903	\$107,393 \$609,809	\$100,000 \$725,000	\$100,000 \$725,000	\$0 \$0
4955 - FAMILY SUPPORT REPAYMENT OTHER REVENUE	\$40,565 \$40,565	\$0 \$0	\$2,097 \$2,097	\$4,481 \$4,481	\$0 \$0	\$0 \$0	\$0 \$0
TOTAL REVENUES:	\$726,677	\$725,000	\$725,000	\$614,290	\$725,000	\$725,000	\$0
EXPENSES:							
5001 - SALARIED EMPLOYEES SALARIES & BENEFITS	\$23,547 \$23,547	\$0 \$0	\$0 \$0	\$0 \$0	\$0 \$0	\$0 \$0	\$0 \$0
5311 - GENERAL OPERATING EXPENSE SERVICES & SUPPLIES	\$0 \$0	\$0 \$0	\$1,100 \$1,100	\$525 \$525	\$0 \$0	\$0 \$0	\$0 \$0
5501 - SUPPORT & CARE OF PERSONS OTHER CHARGES	\$662,548 \$662,548	\$725,000 \$725,000	\$723,900 \$723,900	\$636,948 \$636,948	\$725,000 \$725,000	\$725,000 \$725,000	\$0 \$0
TOTAL EXPENSES:	\$686,095	\$725,000	\$725,000	\$637,474	\$725,000	\$725,000	\$0
BUDGET UNIT: 056300 TANF (AFDC)	\$40,582	\$0	\$0	(\$23,183)	\$0	\$0	\$0

TOBACCO TAX GRANT 17-20

640317

DEPARTMENTAL FUNCTIONS

The primary mission of the Tobacco Control Program is to inform and educate the general public on the dangers of tobacco use and abuse, to promote healthy lifestyles for individuals and families, and to decrease exposure to the hazards of secondhand smoke. In addition, the Tobacco Control Program attempts to create movement towards social norms change with organizations, businesses, and local governments. Finally, the program has a goal of updating the general public on the topic of tobacco and conducts prevention community education regarding alcohol, marijuana, and other drugs.

MAJOR ACCOMPLISHMENTS IN FISCAL YEAR 2016-2017

- **YOUTH ENGAGEMENT-** Coordinated with Bishop Union High School to offer and support Youth Coalition meetings weekly with an average of 10 youth participating for a total of 19 meetings and activities during the first three quarters of FY 16/17. This school year the Bishop students are focusing on educating younger students on the dangers of marijuana. Current successes of the coalition include presenting to a group of 8th graders at Round Valley School and Home Street Middle School and coordinating a food drive to benefit older adults throughout the county. Staff also coordinated with Lone Pine High School to offer and support Youth Coalition meetings twice monthly with an average of 6 youth participating for a total of 13 meetings and activities during the first three quarters of FY 16/17. This school year the Lone Pine youth presented to an 8th grade class at Lo-Inyo Elementary School and participated in volunteer projects to help their community, including trail work at Alabama Hills, painting at Diaz Lake, and trash cleanup at Lone Pine Skate Park. The Youth Coalition promotes leadership and public speaking skills in the youth who participate, as their voice often results in a more significant messaging impact with their peers. The Tobacco Control Program is currently brainstorming ways to involve high-risk young people in youth engagement activities by inviting students at Jill Kinmont Boothe School to participate in community service opportunities, such as community outreaches.
- **COORDINATION/COLLABORATION-** Recruited 2 new members to the Adult Coalition from Northern Inyo Hospital and Owens Valley Career Development Center Tribal TANF and coordinated four Adult Coalition meetings during the first three quarters of FY 16/17. Adult Coalition meetings provide a forum for discussion and collaboration on prevention initiatives. Adult members provided input and feedback on the community assessment, Communities of Excellence, which occurred during Fall 2016. The Adult Coalition collected 88 public intercept surveys and conducted 5 key informant interviews as part of the assessment. Also collaborated with other county programs, including HHS Social Services, HHS Behavioral Health, and Veterans Services, to reach the public with prevention and tobacco cessation information.
- **COMMUNITY OUTREACH-** Provided 7 community presentations to educate the public, especially youth and parents, on tobacco prevention topics at local schools and at parent and organization meetings with a total of 128 participants. These educational forums provide the foundation for encouraging healthier decisions by youth and parents.
- **HEALTH PROMOTION AND CESSATION-** With help from youth, created and placed 49 radio ads for Great American Smokeout and smoke-free fair days and 14 print ads for Great American Smokeout and other tobacco prevention topics to promote tobacco cessation through community messaging. Print ads were produced in English and Spanish. Also, created a fair window display entitled, "Public Health Makes the World Go 'Round."

- TOBACCO POLICY- With input from the Adult Coalition, informed the public of new statewide tobacco laws, including Tobacco 21, defining e-cigarettes as tobacco products, and tobacco-free sporting events, through press releases, community presentations, and education to 31 tobacco retailers in Inyo County.

GOALS FOR FISCAL YEAR 2017-2018

- Find creative ways to involve and provide tobacco prevention outreach and education to high-risk young people in Inyo County.
- With increased Tobacco prevention funding available through Proposition 56, expand youth engagement initiatives, and increase the number of schools participating and number of meetings of Youth Coalitions. Conduct a total of at least 24 one-hour Youth Coalition lunchtime meetings at 4-5 high schools throughout the county to continue to promote healthy lifestyles among youth, and to foster youth leadership.
- Involve Youth Coalition members in supporting community norm change and cessation by conducting 3 radio and print ad campaigns in English and Spanish.
- Recruit 2 new members and foster a vibrant adult coalition to continue work on community education and tobacco prevention initiatives.
- Continue to coordinate and collaborate with other Health and Human Services programs to provide a continuum of prevention services for the public.

DEPARTMENTAL BUDGET REQUEST FOR FISCAL YEAR 2017-2018

The Department's Fiscal Year 2017-2018 Requested Budget represents an overall increase of \$219,105 in expenditures, and an increase of \$219,105 in revenues, when compared to the Fiscal Year 2016-2017 Board Approved Budget. As a result, the Requested Net County Cost is increased by \$0.

Personnel Costs increased by \$87,597 compared to the Fiscal Year 2016-2017 Board Approved Budget, due to an increase in FTE's and projected employee salary and benefit increases.

Revenues

4498 (STATE GRANTS) increased by \$219,105: New projected allocation.

Personnel

The Department's Requested Budget represents an increase in the number of fulltime equivalent (FTE) positions that are supported by this budget.

There is a .90 FTE increase. Additional funds can be used for limited service redesign by creating a job opportunity for an addictions-trained former Probation Department Rehabilitation Specialist. See attached HHS Personnel Shift Table.

Services & Supplies

5232 (OFFICE & OTHER EQUIP < \$5,000) decreased by \$2,500: Projected expenses after reviewing 16/17 expenditures; **5263** (ADVERTISING) decreased by \$2,550: Projected expenses after reviewing 16/17 expenditures; **5265** (PROFESSIONAL & SPECIAL SERVICE) increased by \$41,000: Required 10% of allocation used for an outside evaluator; **5291** (OFFICE, SPACE & SITE RENTAL) increased by \$1,057: Projected expenses after reviewing 16/17 expenditures;

5311 (GENERAL OPERATING EXPENSE) increased by \$73,378: New cessation curriculum and mini grants with new funding allocation and projected expenses after reviewing 16/17 expenditures; **5331** (TRAVEL EXPENSE) increased by \$3,968: Projected expenses after reviewing 16/17 expenditures.

Support & Care of Persons

(There are no changes in this object category from the previous fiscal year.)

Fixed Assets

(There are no changes in this object category from the previous fiscal year.)

FISCAL YEAR 2017-2018 REDUCTION IMPACTS TO BASE BUDGET

The State preliminarily has indicated that Inyo will receive an additional \$219,000 in next year's allocation.

FISCAL YEAR 2017-2018 STATE/FEDERAL FUNDING SUMMARY

These 100% state tobacco tax funds are increasing as stated.

FISCAL YEAR 2017-2018 REGULATORY COMPLIANCE SUMMARY

The Health & Safety Code, Section 104400, states that each county health agency shall be the lead local agency for its county and have overall responsibility for the success of the Tobacco Program.

MAJOR POLICY CONSIDERATIONS BEING REQUESTED

Additional funds can be used for limited service redesign by creating a job opportunity for an addictions-trained former Probation Department Rehabilitation Specialist.

COUNTY OF INYO

BUD002A - BUDGET REQUESTS

RUNDATE: 06/30/2017 TODAY'S DATE: 08/18/2017

FOR FISCAL YEARS: 07/01/2015 - 06/30/18

	YTD ACTUALS 06/30/2016	BOARD APPROVED 06/30/2017	WORKING BUDGET 06/30/2017	YTD ACTUALS 06/30/2017	DEPT REQUESTED 06/30/2018	CAO RECOMM 06/30/2018	BOARD APPROVED 06/30/2018
BUDGET UNIT: 640317 TOBACCO TAX GRANT 17-20							
FUND: 6854 TOBACCO TAX GRANT 17-20							
REVENUES:							
4498 - STATE GRANTS	\$0	\$0	\$0	\$0	\$369,105	\$369,105	\$0
AID FROM OTHER GOVT AGENCIES	\$0	\$0	\$0	\$0	\$369,105	\$369,105	\$0
TOTAL REVENUES:	\$0	\$0	\$0	\$0	\$369,105	\$369,105	\$0
EXPENSES:							
5001 - SALARIED EMPLOYEES	\$0	\$0	\$0	\$347	\$126,052	\$72,245	\$0
5021 - RETIREMENT & SOCIAL SECURITY	\$0	\$0	\$0	\$0	\$9,938	\$5,823	\$0
5022 - PERS RETIREMENT	\$0	\$0	\$0	\$0	\$15,387	\$6,677	\$0
5024 - RETIREMENT-UNFUNDED LIAB	\$0	\$0	\$0	\$0	\$10,071	\$10,071	\$0
5031 - MEDICAL INSURANCE	\$0	\$0	\$0	\$0	\$27,143	\$7,983	\$0
5032 - DISABILITY INSURANCE	\$0	\$0	\$0	\$0	\$1,271	\$732	\$0
5042 - SICK LEAVE BUY OUT	\$0	\$0	\$0	\$0	\$996	\$996	\$0
5043 - OTHER BENEFITS	\$0	\$0	\$0	\$0	\$2,880	\$2,880	\$0
SALARIES & BENEFITS	\$0	\$0	\$0	\$347	\$193,738	\$107,407	\$0
5263 - ADVERTISING	\$0	\$0	\$0	\$0	\$5,000	\$5,000	\$0
5265 - PROFESSIONAL & SPECIAL SERVICE	\$0	\$0	\$0	\$0	\$41,600	\$41,600	\$0
5291 - OFFICE, SPACE & SITE RENTAL	\$0	\$0	\$0	\$0	\$7,525	\$7,525	\$0
5311 - GENERAL OPERATING EXPENSE	\$0	\$0	\$0	\$0	\$89,683	\$89,683	\$0
5331 - TRAVEL EXPENSE	\$0	\$0	\$0	\$0	\$6,722	\$6,722	\$0
5351 - UTILITIES	\$0	\$0	\$0	\$5	\$1,750	\$1,750	\$0
SERVICES & SUPPLIES	\$0	\$0	\$0	\$5	\$152,280	\$152,280	\$0
5121 - INTERNAL CHARGES	\$0	\$0	\$0	\$0	\$1,400	\$1,400	\$0
5129 - INTERNAL COPY CHARGES (NON-IS)	\$0	\$0	\$0	\$0	\$159	\$159	\$0
5152 - WORKERS COMPENSATION	\$0	\$0	\$0	\$0	\$1,143	\$1,143	\$0
5155 - PUBLIC LIABILITY INSURANCE	\$0	\$0	\$0	\$0	\$839	\$839	\$0
5315 - COUNTY COST PLAN	\$0	\$0	\$0	\$0	\$14,669	\$14,669	\$0
5333 - MOTOR POOL	\$0	\$0	\$0	\$0	\$4,826	\$4,826	\$0
INTERNAL CHARGES	\$0	\$0	\$0	\$0	\$23,036	\$23,036	\$0
5801 - OPERATING TRANSFERS OUT	\$0	\$0	\$0	\$0	\$51	\$51	\$0

COUNTY OF INYO

BUD002A - BUDGET REQUESTS

RUNDATE: 06/30/2017 TODAY'S DATE: 08/18/2017

FOR FISCAL YEARS: 07/01/2015 - 06/30/18

	YTD ACTUALS 06/30/2016	BOARD APPROVED 06/30/2017	WORKING BUDGET 06/30/2017	YTD ACTUALS 06/30/2017	DEPT REQUESTED 06/30/2018	CAO RECOMM 06/30/2018	BOARD APPROVED 06/30/2018
OTHER FINANCING USES	\$0	\$0	\$0	\$0	\$51	\$51	\$0
TOTAL EXPENSES:	\$0	\$0	\$0	\$352	\$369,105	\$282,774	\$0
BUDGET UNIT: 640317 TOBACCO TAX GRANT 17-20	\$0	\$0	\$0	(\$352)	\$0	\$86,331	\$0

WOMEN INFANTS & CHILDREN 16-17

641916

DEPARTMENTAL FUNCTIONS

This is a federally funded program, administered by the State Department of Health Care Services, with a goal of decreasing the risk of poor birth outcomes and improving participants' nutrition during the critical times of growth and development. Our County of Inyo WIC program is a part of a coordinated effort to protect the health of low-income mothers and children through planned programs of nutrition education, breastfeeding promotion, medical care referrals, and provision of specific supplemental nutritious foods.

MAJOR ACCOMPLISHMENTS IN FISCAL YEAR 2016-2017

- **BREASTFEEDING PROMOTION** The number of formula-fed infants enrolled in Inyo County WIC continue to decline; rates of exclusively breastfeeding are at 25.6 % as of March 1, 2017 and continue to be significantly higher than the state averages. Partnered with Inyo County First 5 and Prevention Services to provide Breastfeeding Teas to honor breastfeeding Mom's during National Breastfeeding Awareness Month August 2016 for WIC participants in both Bishop and Lone Pine.
- **BREASTFEEDING SUPPORT** Enhanced and maintained electric breast pump loan program for WIC participants to help sustain exclusively breastfed infant rates. Maintained and promoted a breastfeeding warm-line for public access regarding questions and concerns related to breastfeeding to assist mother and baby in achieving a successful breastfeeding experience. Collaborated with Northern Inyo Hospital and Toiyabe WIC program to continue to promote the NEST program and newly developed childbirth classes by providing manual breast pump incentive and breastfeeding knowledge that empowers, supports and assists Inyo County mothers in successfully breastfeeding their baby for a minimum of 6 months.
- **COLLABORATION SERVICES** Through integration with HHS Public Health, First 5 and Prevention, we gained the talent and support of 3 prevention specialists, one of who completed intensive WIC Nutrition Assistant training through a 1 ½ year certification program. This collaboration amongst co-located programs provides convenient one stop services and ensures programs are covered to provide services when low on staff.
- **IMPROVING ACCESS TO HEALTHFUL OPTIONS** Distributed Farmer's Market vouchers to WIC participants and the ESAAA Senior Program to promote increased consumption of fresh fruit and vegetables to enhance health. We saw a 35.42% redemption rate of vouchers, which was a 5.87 % increase in utilization from last year. Provided Local Vendor Liaison services by WIC Registered Dietitian to assigned WIC vendor markets to conduct quarterly technical assistance (TA) and support visits to review proper procedures when conducting a WIC transaction. Provided updated new law information in regards to the banning of plastic bag usage and how it relates to WIC participants. Conducted cash register count for preparation of EBT installation in near future.
- **OBESITY PREVENTION** Contributed regularly to the Inyo County childhood obesity prevention work group, Team Inyo for Healthy Kids. Provided a professional perspective of a Registered Dietitian and nutrition education on cooking healthy with kids in August 2016 to the newly developed Team Inyo For Healthy Kids Web site.

GOALS FOR FISCAL YEAR 2017-2018

- Continue active participation in Team Inyo for Healthy Kids workgroup by providing nutrition education to Team Inyo For Healthy Kids website and other social media such as Facebook and Blog on Team Inyo For Healthy Kids website. Continued participation in outreach events representing WIC and Team Inyo for Healthy Kids.
- Continue to provide local WIC vendors (e.g. Vons and Smart n Final) in Inyo County with a Local Vendor Liaison to communicate WIC program updates, policies, quarterly technical assistant visits and follow-up such as introduction of the new WIC mobile website to help maintain/enhance WIC participant caseload and provide excellent customer service to WIC participants.
- Continued collaboration with other service providers to promote and enhance increased utilization of Farmers Market vouchers along with providing Season 2017 Farmers Market Program to Inyo WIC participants and ESAAA seniors, as well as continue collaboration with the Toiyabe WIC program, Inyo County First 5, and Prevention Services specifically in the area of breastfeeding promotion, breastfeeding supplies and support to teens and at-risk, low-income parents in preparation of the 11th annual Breastfeeding Awareness Walk celebrations in Bishop and Lone Pine.
- Formulate a breastfeeding coalition amongst partners providing breastfeeding services in Inyo/Mono counties to provide accurate and consistent breastfeeding information and resources to women and health professionals in our communities.
- Complete process of cross-training our Prevention Specialists as Certified WIC Nutrition Assistants to enhance services to shared participants among co-located WIC, First 5 and Prevention Services programs. Provide Certified WIC Nutrition Assistant's with " Loving Support to Grow and Glow" breastfeeding training to provide staff with the knowledge, strategies, and skills they need to effectively promote and support breastfeeding to our WIC mothers.

DEPARTMENTAL BUDGET REQUEST FOR FISCAL YEAR 2017-2018

The Department's Fiscal Year 2017-2018 Requested Budget represents an overall increase of \$14,019 in expenditures, and an increase of \$14,019 in revenues, when compared to the Fiscal Year 2016-2017 Board Approved Budget. As a result, the Requested Net County Cost is increased by \$0.

This grant runs with the Federal calendar. This budget is for the remaining allocation and expenditures for July through September.

Personnel Costs increased by \$2,921 compared to the Fiscal Year 2016-2017 Board Approved Budget, due to projected employee salary and benefit increases.

Revenues

4430 (HEALTH REALIGNMENT) increased by \$6,678: Due to unrealistic State expectations, Health realignment is used to pay for Tech Refresh in this program; **4555** (FEDERAL GRANTS) increased by \$7,341: This increase are funds that were not spent in the last fiscal year and will be used for the remainder of this grant cycle.

Personnel

The Department's Requested Budget represents no change in the number of fulltime equivalent (FTE) positions that are supported by this budget.

See attached HHS Personnel Shift Table

Services & Supplies

5232 (OFFICE & OTHER EQUIP < \$5,000) increased by \$0: Projected expenses after reviewing 16/17 expenditures; **5291** (OFFICE, SPACE & SITE RENTAL) increased by \$794: Projected expenses after reviewing 16/17 expenditures; **5351** (UTILITIES) increased by \$100: Projected expenses after reviewing 16/17 expenditures.

Support & Care of Persons

(There are no changes in this object category from the previous fiscal year.)

Fixed Assets

(There are no changes in this object category from the previous fiscal year.)

FISCAL YEAR 2017-2018 REDUCTION IMPACTS TO BASE BUDGET

None.

FISCAL YEAR 2017-2018 STATE/FEDERAL FUNDING SUMMARY

This all federally-funded budget has no funding reductions.

FISCAL YEAR 2017-2018 REGULATORY COMPLIANCE SUMMARY

While WIC services are deemed critical to the growth and development of children in low-income families, WIC is not a mandated program and in some counties is offered through private community-based organizations.

MAJOR POLICY CONSIDERATIONS BEING REQUESTED

None.

COUNTY OF INYO

BUD002A - BUDGET REQUESTS

RUNDATE: 06/30/2017 TODAY'S DATE: 08/18/2017

FOR FISCAL YEARS: 07/01/2015 - 06/30/18

	YTD ACTUALS 06/30/2016	BOARD APPROVED 06/30/2017	WORKING BUDGET 06/30/2017	YTD ACTUALS 06/30/2017	DEPT REQUESTED 06/30/2018	CAO RECOMM 06/30/2018	BOARD APPROVED 06/30/2018
BUDGET UNIT: 641916 WOMEN INFANTS & CHILDREN 16-17							
FUND: 6844 WOMEN,INFANTS & CHILDREN 16-17							
REVENUES:							
4430 - HEALTH REALIGNMENT	\$0	\$3,546	\$3,546	\$1,182	\$6,678	\$6,678	\$0
4555 - FEDERAL GRANTS	\$0	\$272,711	\$272,711	\$155,932	\$86,757	\$86,757	\$0
AID FROM OTHER GOVT AGENCIES	\$0	\$276,257	\$276,257	\$157,114	\$93,435	\$93,435	\$0
TOTAL REVENUES:	\$0	\$276,257	\$276,257	\$157,114	\$93,435	\$93,435	\$0
EXPENSES:							
5001 - SALARIED EMPLOYEES	\$0	\$131,802	\$131,302	\$134,252	\$44,533	\$44,539	\$0
5021 - RETIREMENT & SOCIAL SECURITY	\$0	\$10,290	\$10,290	\$9,964	\$3,457	\$3,457	\$0
5022 - PERS RETIREMENT	\$0	\$33,113	\$33,113	\$33,464	\$6,702	\$6,704	\$0
5024 - RETIREMENT-UNFUNDED LIAB	\$0	\$0	\$0	\$0	\$6,867	\$6,867	\$0
5031 - MEDICAL INSURANCE	\$0	\$28,201	\$28,701	\$28,562	\$9,418	\$9,410	\$0
5032 - DISABILITY INSURANCE	\$0	\$1,326	\$1,326	\$1,143	\$446	\$446	\$0
5042 - SICK LEAVE BUY OUT	\$0	\$809	\$809	\$47	\$13	\$13	\$0
5043 - OTHER BENEFITS	\$0	\$1,898	\$1,898	\$1,937	\$630	\$630	\$0
SALARIES & BENEFITS	\$0	\$207,439	\$207,439	\$209,372	\$72,066	\$72,066	\$0
5263 - ADVERTISING	\$0	\$500	\$500	\$0	\$600	\$600	\$0
5265 - PROFESSIONAL & SPECIAL SERVICE	\$0	\$100	\$100	\$32	\$25	\$25	\$0
5291 - OFFICE, SPACE & SITE RENTAL	\$0	\$4,573	\$5,314	\$5,124	\$2,319	\$2,319	\$0
5311 - GENERAL OPERATING EXPENSE	\$0	\$34,068	\$33,027	\$4,095	\$400	\$400	\$0
5331 - TRAVEL EXPENSE	\$0	\$3,756	\$4,056	\$3,975	\$720	\$720	\$0
5351 - UTILITIES	\$0	\$4,000	\$4,000	\$3,956	\$1,500	\$1,500	\$0
SERVICES & SUPPLIES	\$0	\$46,997	\$46,997	\$17,185	\$5,564	\$5,564	\$0
5121 - INTERNAL CHARGES	\$0	\$2,000	\$2,000	\$1,806	\$800	\$800	\$0
5123 - TECH REFRESH EXPENSE	\$0	\$3,546	\$3,546	\$3,546	\$6,678	\$6,678	\$0
5129 - INTERNAL COPY CHARGES (NON-IS)	\$0	\$305	\$305	\$192	\$50	\$50	\$0
5152 - WORKERS COMPENSATION	\$0	\$1,944	\$1,944	\$1,944	\$1,097	\$1,097	\$0
5155 - PUBLIC LIABILITY INSURANCE	\$0	\$1,518	\$1,518	\$1,518	\$805	\$805	\$0
5315 - COUNTY COST PLAN	\$0	\$10,008	\$10,008	\$10,008	\$5,781	\$5,781	\$0
5333 - MOTOR POOL	\$0	\$2,500	\$2,500	\$904	\$594	\$594	\$0

COUNTY OF INYO

BUD002A - BUDGET REQUESTS

RUNDATE: 06/30/2017 TODAY'S DATE: 08/18/2017

FOR FISCAL YEARS: 07/01/2015 - 06/30/18

	YTD ACTUALS 06/30/2016	BOARD APPROVED 06/30/2017	WORKING BUDGET 06/30/2017	YTD ACTUALS 06/30/2017	DEPT REQUESTED 06/30/2018	CAO RECOMM 06/30/2018	BOARD APPROVED 06/30/2018
INTERNAL CHARGES	\$0	\$21,821	\$21,821	\$19,918	\$15,805	\$15,805	\$0
TOTAL EXPENSES:	\$0	\$276,257	\$276,257	\$246,476	\$93,435	\$93,435	\$0
BUDGET UNIT: 641916 WOMEN INFANTS & CHILDREN 16-17	\$0	\$0	\$0	(\$89,362)	\$0	\$0	\$0

WOMEN INFANTS & CHILDREN 17-18 641917

DEPARTMENTAL FUNCTIONS

This is a federally funded program, administered by the State Department of Health Care Services, with a goal of decreasing the risk of poor birth outcomes and improving participants' nutrition during the critical times of growth and development. Our County of Inyo WIC program is a part of a coordinated effort to protect the health of low-income mothers and children through planned programs of nutrition education, breastfeeding promotion, medical care referrals, and provision of specific supplemental nutritious foods.

MAJOR ACCOMPLISHMENTS IN FISCAL YEAR 2016-2017

- **BREASTFEEDING PROMOTION** The number of formula-fed infants enrolled in Inyo County WIC continue to decline; rates of exclusively breastfeeding are at 25.6 % as of March 1, 2017 and continue to be significantly higher than the state averages. Partnered with Inyo County First 5 and Prevention Services to provide Breastfeeding Teas to honor breastfeeding Mom's during National Breastfeeding Awareness Month August 2016 for WIC participants in both Bishop and Lone Pine.
- **BREASTFEEDING SUPPORT** Enhanced and maintained electric breast pump loan program for WIC participants to help sustain exclusively breastfed infant rates. Maintained and promoted a breastfeeding warm-line for public access regarding questions and concerns related to breastfeeding to assist mother and baby in achieving a successful breastfeeding experience. Collaborated with Northern Inyo Hospital and Toiyabe WIC program to continue to promote the NEST program and newly developed childbirth classes by providing manual breast pump incentive and breastfeeding knowledge that empowers, supports and assists Inyo County mothers in successfully breastfeeding their baby for a minimum of 6 months.
- **COLLABORATION SERVICES** Through integration with HHS Public Health, First 5 and Prevention, we gained the talent and support of 3 prevention specialists, one of who completed intensive WIC Nutrition Assistant training through a 1 ½ year certification program. This collaboration amongst co-located programs provides convenient one stop services and ensures programs are covered to provide services when low on staff.
- **IMPROVING ACCESS TO HEALTHFUL OPTIONS** Distributed Farmer's Market vouchers to WIC participants and the ESAAA Senior Program to promote increased consumption of fresh fruit and vegetables to enhance health. We saw a 35.42% redemption rate of vouchers, which was a 5.87 % increase in utilization from last year. Provided Local Vendor Liaison services by WIC Registered Dietitian to assigned WIC vendor markets to conduct quarterly technical assistance (TA) and support visits to review proper procedures when conducting a WIC transaction. Provided updated new law information in regards to the banning of plastic bag usage and how it relates to WIC participants. Conducted cash register count for preparation of EBT installation in near future.
- **OBESITY PREVENTION** Contributed regularly to the Inyo County childhood obesity prevention work group, Team Inyo for Healthy Kids. Provided a professional perspective of a Registered Dietitian and nutrition education on cooking healthy with kids in August 2016 to the newly developed Team Inyo For Healthy Kids Web site.

GOALS FOR FISCAL YEAR 2017-2018

- Continue active participation in Team Inyo for Healthy Kids workgroup by providing nutrition education to Team Inyo For Healthy Kids website and other social media such as Facebook and Blog on Team Inyo For Healthy Kids website. Continued participation in outreach events representing WIC and Team Inyo for Healthy Kids.
- Continue to provide local WIC vendors (e.g. Vons and Smart n Final) in Inyo County with a Local Vendor Liaison to communicate WIC program updates, policies, quarterly technical assistant visits and follow-up such as introduction of the new WIC mobile website to help maintain/enhance WIC participant caseload and provide excellent customer service to WIC participants.
- Continued collaboration with other service providers to promote and enhance increased utilization of Farmers Market vouchers along with providing Season 2017 Farmers Market Program to Inyo WIC participants and ESAAA seniors, as well as continue collaboration with the Toiyabe WIC program, Inyo County First 5, and Prevention Services specifically in the area of breastfeeding promotion, breastfeeding supplies and support to teens and at-risk, low-income parents in preparation of the 11th annual Breastfeeding Awareness Walk celebrations in Bishop and Lone Pine.
- Formulate a breastfeeding coalition amongst partners providing breastfeeding services in Inyo/Mono counties to provide accurate and consistent breastfeeding information and resources to women and health professionals in our communities.
- Complete process of cross-training our Prevention Specialists as Certified WIC Nutrition Assistants to enhance services to shared participants among co-located WIC, First 5 and Prevention Services programs. Provide Certified WIC Nutrition Assistant's with " Loving Support to Grow and Glow" breastfeeding training to provide staff with the knowledge, strategies, and skills they need to effectively promote and support breastfeeding to our WIC mothers.

DEPARTMENTAL BUDGET REQUEST FOR FISCAL YEAR 2017-2018

The Department's Fiscal Year 2017-2018 Requested Budget represents an overall increase of \$8,490 in expenditures, and an increase of \$8,490 in revenues, when compared to the Fiscal Year 2016-2017 Board Approved Budget. As a result, the Requested Net County Cost is increased by \$0.

This grant runs with the Federal calendar. This budget is for the first 9 months of the allocation and expenditures for October through June.

Personnel Costs increased by \$8,753 compared to the Fiscal Year 2016-2017 Board Approved Budget, due to projected employee salary and benefit increases.

Revenues

4430 (HEALTH REALIGNMENT) decreased by \$3,546: Due to unrealistic State expectations, Health realignment is used to pay for Tech Refresh in this program. These expenses are captured in the 3 month budget; **4555** (FEDERAL GRANTS) increased by \$12,036: This budget is for the first 9 months of the allocation and expenditures for October through June.

Personnel

The Department's Requested Budget represents no change in the number of fulltime equivalent (FTE) positions that are supported by this budget.

See attached HHS Personnel Shift Table

Services & Supplies

5291 (OFFICE, SPACE & SITE RENTAL) decreased by \$587: Projected expenses after reviewing 16/17 expenditures; **5311** (GENERAL OPERATING EXPENSE) decreased by \$2,545: Projected expenses after reviewing 16/17 expenditures; **5331** (TRAVEL EXPENSE) decreased by \$376: Projected expenses after reviewing 16/17 expenditures.

Support & Care of Persons

(There are no changes in this object category from the previous fiscal year.)

Fixed Assets

(There are no changes in this object category from the previous fiscal year.)

FISCAL YEAR 2017-2018 REDUCTION IMPACTS TO BASE BUDGET

None.

FISCAL YEAR 2017-2018 STATE/FEDERAL FUNDING SUMMARY

This all federally-funded budget has no funding reductions.

FISCAL YEAR 2017-2018 REGULATORY COMPLIANCE SUMMARY

While WIC services are deemed critical to the growth and development of children in low-income families, WIC is not a mandated program and in some counties is offered through private community-based organizations.

MAJOR POLICY CONSIDERATIONS BEING REQUESTED

None.

COUNTY OF INYO

BUD002A - BUDGET REQUESTS

RUNDATE: 06/30/2017 TODAY'S DATE: 08/18/2017

FOR FISCAL YEARS: 07/01/2015 - 06/30/18

	YTD ACTUALS 06/30/2016	BOARD APPROVED 06/30/2017	WORKING BUDGET 06/30/2017	YTD ACTUALS 06/30/2017	DEPT REQUESTED 06/30/2018	CAO RECOMM 06/30/2018	BOARD APPROVED 06/30/2018
BUDGET UNIT: 641917 WOMEN INFANTS & CHILDREN 17-18							
FUND: 6850 WOMEN,INFANTS & CHILDREN 17-18							
REVENUES:							
4555 - FEDERAL GRANTS	\$0	\$0	\$0	\$0	\$284,747	\$284,747	\$0
AID FROM OTHER GOVT AGENCIES	\$0	\$0	\$0	\$0	\$284,747	\$284,747	\$0
TOTAL REVENUES:	\$0	\$0	\$0	\$0	\$284,747	\$284,747	\$0
EXPENSES:							
5001 - SALARIED EMPLOYEES	\$0	\$0	\$0	\$0	\$133,598	\$133,618	\$0
5021 - RETIREMENT & SOCIAL SECURITY	\$0	\$0	\$0	\$0	\$10,368	\$10,368	\$0
5022 - PERS RETIREMENT	\$0	\$0	\$0	\$0	\$20,108	\$20,112	\$0
5024 - RETIREMENT-UNFUNDED LIAB	\$0	\$0	\$0	\$0	\$20,599	\$20,599	\$0
5031 - MEDICAL INSURANCE	\$0	\$0	\$0	\$0	\$28,254	\$28,230	\$0
5032 - DISABILITY INSURANCE	\$0	\$0	\$0	\$0	\$1,337	\$1,337	\$0
5042 - SICK LEAVE BUY OUT	\$0	\$0	\$0	\$0	\$38	\$38	\$0
5043 - OTHER BENEFITS	\$0	\$0	\$0	\$0	\$1,890	\$1,890	\$0
SALARIES & BENEFITS	\$0	\$0	\$0	\$0	\$216,192	\$216,192	\$0
5263 - ADVERTISING	\$0	\$0	\$0	\$0	\$500	\$500	\$0
5265 - PROFESSIONAL & SPECIAL SERVICE	\$0	\$0	\$0	\$0	\$100	\$100	\$0
5291 - OFFICE, SPACE & SITE RENTAL	\$0	\$0	\$0	\$0	\$3,986	\$3,986	\$0
5311 - GENERAL OPERATING EXPENSE	\$0	\$0	\$0	\$0	\$31,523	\$31,523	\$0
5331 - TRAVEL EXPENSE	\$0	\$0	\$0	\$0	\$3,380	\$3,380	\$0
5351 - UTILITIES	\$0	\$0	\$0	\$0	\$4,000	\$4,000	\$0
SERVICES & SUPPLIES	\$0	\$0	\$0	\$0	\$43,489	\$43,489	\$0
5121 - INTERNAL CHARGES	\$0	\$0	\$0	\$0	\$2,000	\$2,000	\$0
5129 - INTERNAL COPY CHARGES (NON-IS)	\$0	\$0	\$0	\$0	\$150	\$150	\$0
5152 - WORKERS COMPENSATION	\$0	\$0	\$0	\$0	\$1,868	\$1,868	\$0
5155 - PUBLIC LIABILITY INSURANCE	\$0	\$0	\$0	\$0	\$1,370	\$1,370	\$0
5315 - COUNTY COST PLAN	\$0	\$0	\$0	\$0	\$17,340	\$17,340	\$0
5333 - MOTOR POOL	\$0	\$0	\$0	\$0	\$2,338	\$2,338	\$0
INTERNAL CHARGES	\$0	\$0	\$0	\$0	\$25,066	\$25,066	\$0
TOTAL EXPENSES:	\$0	\$0	\$0	\$0	\$284,747	\$284,747	\$0

COUNTY OF INYO

BUD002A - BUDGET REQUESTS

RUNDATE: 06/30/2017 TODAY'S DATE: 08/18/2017

FOR FISCAL YEARS: 07/01/2015 - 06/30/18

	YTD ACTUALS 06/30/2016	BOARD APPROVED 06/30/2017	WORKING BUDGET 06/30/2017	YTD ACTUALS 06/30/2017	DEPT REQUESTED 06/30/2018	CAO RECOMM 06/30/2018	BOARD APPROVED 06/30/2018
BUDGET UNIT: 641917 WOMEN INFANTS & CHILDREN 17-18	\$0	\$0	\$0	\$0	\$0	\$0	\$0

WORK INVESTMENT ACT 17-18

613717

DEPARTMENTAL FUNCTIONS

The Workforce Innovation and Opportunity Act (WIOA) went into effect in July 2014. The WIOA supersedes the Workforce Investment Act of 1998 (WIA). As with the preceding WIA, the WIOA provides for education, job and training services for youth, low-income and dislocated adults. Additional core responsibilities include keeping a strong relationship with our Local Area partners in our WIOA consortium, Kern and Mono Counties, and maintaining effective budget projections and accountability.

MAJOR ACCOMPLISHMENTS IN FISCAL YEAR 2016-2017

- Maximized the services made available to residents within Inyo County, by offering an employment registration service that allows any resident, including youth, young adults and persons of all ages seeking employment, access to on-line employment resources, while reducing the administrative costs to the County. Forty six (46) residents were able to register and access the available resources, including CalJOBS to support efforts to find and maintain employment, reducing their risk for public assistance programs.
- Continued to maintain a strong relationship with partnering agencies through our participation in the Employment Collaboration Group, which includes, but is not limited to representatives from Owens Valley Career Development Center (Tribal TANF), Tribal Employment Rights Organization, US Forest Service, Inyo Mono Advocates for Community Action and Cerro Coso Community College. This group ensures coordination of services and works to address gaps in the employment services available throughout the County.
- Participated as part of the Employment Collaboration Group to plan and coordinate a job fair at Cerro Coso Community College, providing information on local employment opportunities as well as resources for employment training, to approximately one hundred and fifty (150) participants.

GOALS FOR FISCAL YEAR 2017-2018

- Market the available employment registration services to residents throughout the community, with an emphasis on clients served by county programs, including, but not limited to, Employment and Eligibility, Probation, Behavioral Health.
- Stay current on program regulations to ensure compliance with State and Federal regulations.

DEPARTMENTAL BUDGET REQUEST FOR FISCAL YEAR 2017-2018

The Department's Fiscal Year 2017-2018 Requested Budget represents an overall increase of \$0 in expenditures, and an increase of \$0 in revenues, when compared to the Fiscal Year 2016-2017 Board Approved Budget. As a result, the Requested Net County Cost is increased by \$0.

Personnel Costs increased by \$448 compared to the Fiscal Year 2016-2017 Board Approved Budget, due to projected employee salary and benefit increases.

Revenues

(There are no changes in this object category from the previous fiscal year.)

Personnel

The Department's Requested Budget represents no change in the number of fulltime equivalent (FTE) positions that are supported by this budget.

See attached HHS personnel Shift Table

Services & Supplies

5291 (OFFICE, SPACE & SITE RENTAL) increased by \$651: We are recognizing this grants share of rents; **5351** (UTILITIES) increased by \$1,000: We are recognizing this grants share of utilities.

Support & Care of Persons

5501 (SUPPORT & CARE OF PERSONS) decreased by \$4,202: Projected expenses after meeting staff salaries and benefits, rents and utilities.

Fixed Assets

(There are no changes in this object category from the previous fiscal year.)

FISCAL YEAR 2017-2018 REDUCTION IMPACTS TO BASE BUDGET

None.

FISCAL YEAR 2017-2018 STATE/FEDERAL FUNDING SUMMARY

No State funding in this budget.

FISCAL YEAR 2017-2018 REGULATORY COMPLIANCE SUMMARY

The federal government requires states to provide WIOA services. Our local WIOA program operates under a Joint Powers Agreement with Kern, Mono & Inyo Counties.

MAJOR POLICY CONSIDERATIONS BEING REQUESTED

None.

GRAND JURY 022000

DEPARTMENTAL FUNCTIONS

The Constitution for the State of California mandates that "one or more grand juries shall be drawn and summoned at least once a year in each county." The Inyo County Grand Jury has the responsibility of examining all aspects of county government, including special districts, to specifically determine the propriety and efficiency necessary in the expenditures of public monies, as well as the proper administration of county services.

MAJOR ACCOMPLISHMENTS IN FISCAL YEAR 2016-2017

- Not Applicable

GOALS FOR FISCAL YEAR 2017-2018

- Not Applicable

DEPARTMENTAL BUDGET REQUEST FOR FISCAL YEAR 2017-2018

The Department's Fiscal Year 2017-2018 Requested Budget represents an overall increase of \$0 in expenditures, and an increase of \$0 in revenues, when compared to the Fiscal Year 2016-2017 Board Approved Budget. As a result, the Requested Net County Cost is increased by \$0.

Personnel Costs did not change compared to the Fiscal Year 2016-2017 Board Approved Budget.

Revenues

(There are no changes in this object category from the previous fiscal year.)

Personnel

The Department's Requested Budget represents no change in the number of fulltime equivalent (FTE) positions that are supported by this budget.

There are no personnel costs in this budget.

Services & Supplies

(There are no changes in this object category from the previous fiscal year.)

Support & Care of Persons

(There are no changes in this object category from the previous fiscal year.)

Fixed Assets

(There are no changes in this object category from the previous fiscal year.)

FISCAL YEAR 2017-2018 REDUCTION IMPACTS TO BASE BUDGET

Not Applicable

FISCAL YEAR 2017-2018 STATE/FEDERAL FUNDING SUMMARY

Not Applicable

FISCAL YEAR 2017-2018 REGULATORY COMPLIANCE SUMMARY

Not Applicable

MAJOR POLICY CONSIDERATIONS BEING REQUESTED

Not Applicable

COUNTY OF INYO

BUD002A - BUDGET REQUESTS

RUNDATE: 06/30/2017 TODAY'S DATE: 08/18/2017

FOR FISCAL YEARS: 07/01/2015 - 06/30/18

	YTD ACTUALS 06/30/2016	BOARD APPROVED 06/30/2017	WORKING BUDGET 06/30/2017	YTD ACTUALS 06/30/2017	DEPT REQUESTED 06/30/2018	CAO RECOMM 06/30/2018	BOARD APPROVED 06/30/2018
BUDGET UNIT: 022000 GRAND JURY							
FUND: 0001 GENERAL FUND							
REVENUES:							
TOTAL REVENUES:	\$0	\$0	\$0	\$0	\$0	\$0	\$0
EXPENSES:							
5161 - JURY EXPENSE	\$16,526	\$22,250	\$22,250	\$15,029	\$22,250	\$22,250	\$0
5265 - PROFESSIONAL & SPECIAL SERVICE	\$1,280	\$1,300	\$1,260	\$0	\$1,300	\$1,300	\$0
5311 - GENERAL OPERATING EXPENSE	\$358	\$550	\$550	\$251	\$550	\$550	\$0
SERVICES & SUPPLIES	\$18,165	\$24,100	\$24,060	\$15,281	\$24,100	\$24,100	\$0
5121 - INTERNAL CHARGES	\$0	\$60	\$100	\$0	\$100	\$100	\$0
5129 - INTERNAL COPY CHARGES (NON-IS)	\$50	\$200	\$200	\$50	\$160	\$160	\$0
INTERNAL CHARGES	\$50	\$260	\$300	\$50	\$260	\$260	\$0
TOTAL EXPENSES:	\$18,215	\$24,360	\$24,360	\$15,331	\$24,360	\$24,360	\$0
BUDGET UNIT: 022000 GRAND JURY	(\$18,215)	(\$24,360)	(\$24,360)	(\$15,331)	(\$24,360)	(\$24,360)	\$0

FARM ADVISOR

066800

DEPARTMENTAL FUNCTIONS

The Inyo and Mono counties' UC Cooperative Extension office is a joint department of the University of California and the County of Inyo. It houses the local farm advisor and administers several volunteer programs including 4-H.

Serving as a bridge between local issues and the power of UC research, the UC Cooperative Extension (UCCE), brings practical, unbiased, science-based answers to the residents and agencies in Inyo and Mono counties through our programs and outreach. We are part of the multi-campus University of California Division of Agriculture and Natural Resources that conducts research and extension statewide.

The County Director/Farm Advisor's work is aimed at conducting applied research and education to support local food systems, small farms, environmental horticulture, and quality of life issues. The advisor provides advisement on all areas of horticulture. The farm advisor also serves as a link to UC campus and county-based academics to assist livestock producers, resource agencies, and other entities as needed.

Our office coordinates with the Kern County UCCE office to provide nutrition education to elementary school children in Inyo and Mono counties, and to advise the Master Food Preserver program.

The 4-H Youth Development Program is administered through our department. This program provides meaningful, learn-by-doing educational activities to children in 4-H clubs and other means. Our projects range from animal husbandry to citizenship, and all points in between. This program is led and conducted by adult volunteers.

The Master Gardener Program empowers trained volunteers to extend to the public research-based information. This popular program provides home horticulture and gardening information through outreach, community gardens, workshops, demonstration gardens. Our 60 volunteers are active in the community and can be seen at many events. Our Master Food Preserver Program has 16 trained volunteers who teach the public safe means to preserve locally produced food. They specialize in research-based canning, dehydration, fermentation and freezing techniques.

These efforts are funded cooperatively by Inyo and Mono county governments, the University of California, and the United States Department of Agriculture. We also have received support from Toiyabe Indian Health Project, private foundations and individuals.

MAJOR ACCOMPLISHMENTS IN FISCAL YEAR 2016-2017

- Completed Tribal Food Preservation project with our Master Food Preserver program providing 10 classes from Coleville to Lone Pine and outreach at the various reservations.
- 222 Youth and 40 adults are enrolled in 4-H. This is our second year of our 4-H Citizenship project; this year the focus is on cleanup of a local shooting site on BLM land. We also added a Fencing project.
- Conducted a drone technology workshop in Round Valley.
- Graduated 12 new Master Gardener volunteers after a 50-hour intensive training course.

- Completed re-hire and reclassification of our office manager position, and changed layout and organization of office to better serve the public. Hired new nutrition educator to teach healthy eating to school children in the Eastern Sierra.

GOALS FOR FISCAL YEAR 2017-2018

- Work with Mosquito Abatement on vector control using drones.
- Plan and host a training for new Master Food Preserver Volunteers.
- Advise and assist local market gardeners in improving food safety practices.
- To advise and to work with the Tri-County Fair to increase community participation through premium book updates, collaborative efforts, and educational events for the public.
- Implement 4-H Mini-member day-camp to increase participation of younger members. Conduct 4-H adult recruitment activities to increase our pool of volunteers and project offerings.

DEPARTMENTAL BUDGET REQUEST FOR FISCAL YEAR 2017-2018

The Department's Fiscal Year 2017-2018 Requested Budget represents an overall decrease of \$24,363 in expenditures, and a decrease of \$14,038 in revenues, when compared to the Fiscal Year 2016-2017 Board Approved Budget. As a result, the Requested Net County Cost is decreased by \$10,325.

Most changes to our budget are due to several months without a clerical position as we replaced a past position vacated from retirement, and, moving forward, the position was reclassified in September as an Office Clerk III--a lower scale position that will reduce the county's costs.

As has been the case in previous years, most of our non-personnel budget is comprised of charges that are assigned to our department as operating expenses. We endeavor to run our office frugally and use extramural funding when possible to conduct our programs.

Under terms of a long-standing agreement, the Farm Advisor's budget is funded as an Inyo County department with support from Mono County in the amount of one-third of last year's actual expenses billed once annually. Essentially Inyo County pays for two thirds of the department's expenses. Many of our operating expenses, including a 4-H program representative and the Farm Advisor, are funded by the state through the University of California. Over 100 community volunteers assist the department in carrying out its mission.

Personnel Costs decreased by \$16,960 compared to the Fiscal Year 2016-2017 Board Approved Budget, due to retirement and replacement after the position was reclassified to an Office Clerk III.

Revenues

4561 (AID FROM MONO COUNTY) decreased by \$14,038: Funding based on 1/3 actual cost of previous FY; amount projected to be much less due to one-time personnel cost reductions.

Personnel

The Department's Requested Budget represents no change in the number of fulltime equivalent (FTE) positions that are supported by this budget.

Office Clerk III position is expected to move from Step A to B.

Services & Supplies

5232 (OFFICE & OTHER EQUIP < \$5,000) decreased by \$490: Fewer items needed; **5263** (ADVERTISING) decreased by \$50: No positions being filled this FY; **5311** (GENERAL OPERATING EXPENSE) decreased by \$873: Surplus of some supplies carried over from previous year.

Support & Care of Persons

(There are no changes in this object category from the previous fiscal year.)

Fixed Assets

(There are no changes in this object category from the previous fiscal year.)

FISCAL YEAR 2017-2018 REDUCTION IMPACTS TO BASE BUDGET

None.

FISCAL YEAR 2017-2018 STATE/FEDERAL FUNDING SUMMARY

This office receives no Federal or State funds.

FISCAL YEAR 2017-2018 REGULATORY COMPLIANCE SUMMARY

None required for this department.

MAJOR POLICY CONSIDERATIONS BEING REQUESTED

The University of California would like to update the Memorandum of Understanding with Inyo County; however, we anticipate no fiscal impact to the County in this process and expect no change in services provided by the department.

COUNTY OF INYO

BUD002A - BUDGET REQUESTS

RUNDATE: 06/30/2017 TODAY'S DATE: 08/18/2017

FOR FISCAL YEARS: 07/01/2015 - 06/30/18

	YTD ACTUALS 06/30/2016	BOARD APPROVED 06/30/2017	WORKING BUDGET 06/30/2017	YTD ACTUALS 06/30/2017	DEPT REQUESTED 06/30/2018	CAO RECOMM 06/30/2018	BOARD APPROVED 06/30/2018
BUDGET UNIT: 066800 FARM ADVISOR							
FUND: 0001 GENERAL FUND							
REVENUES:							
4561 - AID FROM MONO COUNTY	\$39,784	\$40,758	\$40,758	\$41,846	\$26,720	\$26,720	\$0
AID FROM OTHER GOVT AGENCIES	\$39,784	\$40,758	\$40,758	\$41,846	\$26,720	\$26,720	\$0
TOTAL REVENUES:	<u>\$39,784</u>	<u>\$40,758</u>	<u>\$40,758</u>	<u>\$41,846</u>	<u>\$26,720</u>	<u>\$26,720</u>	<u>\$0</u>
EXPENSES:							
5001 - SALARIED EMPLOYEES	\$60,976	\$40,517	\$40,049	\$20,301	\$36,578	\$36,578	\$0
5021 - RETIREMENT & SOCIAL SECURITY	\$4,339	\$3,099	\$3,099	\$2,201	\$3,403	\$3,403	\$0
5022 - PERS RETIREMENT	\$15,446	\$10,628	\$10,628	\$4,348	\$3,219	\$3,219	\$0
5024 - RETIREMENT-UNFUNDED LIAB	\$0	\$0	\$0	\$0	\$9,155	\$9,155	\$0
5031 - MEDICAL INSURANCE	\$13,442	\$17,610	\$15,078	\$2,702	\$660	\$660	\$0
5032 - DISABILITY INSURANCE	\$486	\$405	\$405	\$233	\$373	\$373	\$0
5042 - SICK LEAVE BUY OUT	\$0	\$0	\$0	\$0	\$711	\$711	\$0
5043 - OTHER BENEFITS	\$0	\$6,000	\$9,000	\$9,014	\$7,200	\$7,200	\$0
SALARIES & BENEFITS	\$94,691	\$78,259	\$78,259	\$38,802	\$61,299	\$61,299	\$0
5232 - OFFICE & OTHER EQUIP < \$5,000	\$315	\$990	\$840	\$86	\$500	\$500	\$0
5263 - ADVERTISING	\$0	\$50	\$50	\$0	\$0	\$0	\$0
5265 - PROFESSIONAL & SPECIAL SERVICE	\$0	\$0	\$300	\$247	\$0	\$0	\$0
5311 - GENERAL OPERATING EXPENSE	\$3,024	\$4,312	\$4,162	\$2,234	\$3,439	\$3,439	\$0
5351 - UTILITIES	\$2,097	\$2,292	\$2,292	\$2,345	\$2,292	\$2,292	\$0
SERVICES & SUPPLIES	\$5,437	\$7,644	\$7,644	\$4,912	\$6,231	\$6,231	\$0
5121 - INTERNAL CHARGES	\$7,231	\$9,210	\$9,210	\$7,517	\$10,404	\$10,404	\$0
5123 - TECH REFRESH EXPENSE	\$458	\$1,132	\$1,132	\$1,132	\$1,211	\$1,211	\$0
5128 - INTERNAL SHREDDING CHARGES	\$160	\$144	\$144	\$144	\$150	\$150	\$0
5129 - INTERNAL COPY CHARGES (NON-IS)	\$2,996	\$4,145	\$4,145	\$4,617	\$3,965	\$3,965	\$0
5152 - WORKERS COMPENSATION	\$1,056	\$928	\$928	\$928	\$418	\$418	\$0
5155 - PUBLIC LIABILITY INSURANCE	\$651	\$685	\$685	\$684	\$248	\$248	\$0
5315 - COUNTY COST PLAN	\$11,273	\$15,653	\$15,653	\$15,653	\$8,958	\$8,958	\$0
5333 - MOTOR POOL	\$1,585	\$2,000	\$2,000	\$1,783	\$2,553	\$2,553	\$0
INTERNAL CHARGES	\$25,410	\$33,897	\$33,897	\$32,459	\$27,907	\$27,907	\$0

COUNTY OF INYO

BUD002A - BUDGET REQUESTS

RUNDATE: 06/30/2017 TODAY'S DATE: 08/18/2017

FOR FISCAL YEARS: 07/01/2015 - 06/30/18

	YTD ACTUALS 06/30/2016	BOARD APPROVED 06/30/2017	WORKING BUDGET 06/30/2017	YTD ACTUALS 06/30/2017	DEPT REQUESTED 06/30/2018	CAO RECOMM 06/30/2018	BOARD APPROVED 06/30/2018
TOTAL EXPENSES:	\$125,540	\$119,800	\$119,800	\$76,175	\$95,437	\$95,437	\$0
BUDGET UNIT: 066800 FARM ADVISOR	(\$85,756)	(\$79,042)	(\$79,042)	(\$34,328)	(\$68,717)	(\$68,717)	\$0

LEASE RENTAL

024400

DEPARTMENTAL FUNCTIONS

A portion of the grazing fees paid by local ranchers to the US Department of Interior, Bureau of Land Management (BLM) are returned to Inyo County to be held in a fund for approved range improvement projects on local grazing permits. Revenues come to Inyo County via the State of California Controller's Office annually. The amount varies depending on the section designation, annual grazing fee rate, and the acres grazed. The grazing fee rate is set annually by congress. Inyo County has two Grazing Advisory Boards based on the types of grazing lands identified by the Bureau of Land Management through the Taylor Grazing Act.

Members of the Grazing Advisory Boards are appointed by the Inyo County Board of Supervisors. The purpose of the Grazing Advisory Boards is to accept project requests from local ranchers and recommend appropriate projects to the Board of Supervisors, which then approves the expenditures from the funds designated for range improvements. Examples of projects that have been funded in recent years include solar water pumps and watering facilities, fencing material, and cattle guards. Project proposals must be prepared by the rancher in cooperation with the local BLM range staff prior to making the request to the Grazing Advisory Board. The Inyo-Mono Farm Advisor acts as the liaison between the two BLM Grazing advisory Boards and the Inyo County Board of Supervisors to coordinate Grazing Advisory Board meetings and requests for use of the funds by grazing permittees. Each Grazing Advisory Board generally meets once per year to consider project request. After the project is approved, the rancher spends the money to complete the project, submits a paid invoice to this office, and then is reimbursed by the County through these funds. The goal of each Grazing Advisory Board is to enable range improvement projects on BLM rangelands in Inyo County by cost-sharing with ranches on the approved project.

MAJOR ACCOMPLISHMENTS IN FISCAL YEAR 2016-2017

- None. No meetings were held this fiscal year. Grazing Advisory Board is not active.

GOALS FOR FISCAL YEAR 2017-2018

- Follow-up on any outstanding projects
- Hold at least one meeting for all lessees
- Coordinate with Board Clerk to advertise and fill vacant board positions

DEPARTMENTAL BUDGET REQUEST FOR FISCAL YEAR 2017-2018

The Department's Fiscal Year 2017-2018 Requested Budget represents an overall increase of \$0 in expenditures, and an increase of \$0 in revenues, when compared to the Fiscal Year 2016-2017 Board Approved Budget. As a result, the Requested Net County Cost is increased by \$0.

Revenues for each Grazing Advisory Board Fund vary greatly between years and are dependent upon the number of animal units permitted, length of grazing season, and grazing fee. The above figures represent essentially the same budget that has been requested previously, with no increases or decreases in these budget units. Since the Grazing Advisory Boards act only on requested projects for recommending expenditures, the amounts requested above are an estimate on historical use of the funds.

The Net County Cost of the program is \$0. The balance of this fund is \$24,459.

Personnel Costs did not change compared to the Fiscal Year 2016-2017 Board Approved Budget.

Revenues

(There are no changes in this object category from the previous fiscal year.)

Personnel

The Department's Requested Budget represents no change in the number of fulltime equivalent (FTE) positions that are supported by this budget.

This section is not applicable to this budget

Services & Supplies

(There are no changes in this object category from the previous fiscal year.)

Support & Care of Persons

(There are no changes in this object category from the previous fiscal year.)

Fixed Assets

(There are no changes in this object category from the previous fiscal year.)

FISCAL YEAR 2017-2018 REDUCTION IMPACTS TO BASE BUDGET

None

FISCAL YEAR 2017-2018 STATE/FEDERAL FUNDING SUMMARY

None

FISCAL YEAR 2017-2018 REGULATORY COMPLIANCE SUMMARY

None

MAJOR POLICY CONSIDERATIONS BEING REQUESTED

None

COUNTY OF INYO

BUD002A - BUDGET REQUESTS

RUNDATE: 06/30/2017 TODAY'S DATE: 08/18/2017

FOR FISCAL YEARS: 07/01/2015 - 06/30/18

	YTD ACTUALS 06/30/2016	BOARD APPROVED 06/30/2017	WORKING BUDGET 06/30/2017	YTD ACTUALS 06/30/2017	DEPT REQUESTED 06/30/2018	CAO RECOMM 06/30/2018	BOARD APPROVED 06/30/2018
BUDGET UNIT: 024400 LEASE RENTAL							
FUND: 0012 LEASE RENTAL							
REVENUES:							
4531 - GRAZING FEES	\$1,146	\$0	\$0	\$960	\$0	\$0	\$0
AID FROM OTHER GOVT AGENCIES	\$1,146	\$0	\$0	\$960	\$0	\$0	\$0
TOTAL REVENUES:	<u>\$1,146</u>	<u>\$0</u>	<u>\$0</u>	<u>\$960</u>	<u>\$0</u>	<u>\$0</u>	<u>\$0</u>
EXPENSES:							
5311 - GENERAL OPERATING EXPENSE	\$0	\$6,000	\$6,000	\$0	\$6,000	\$6,000	\$0
SERVICES & SUPPLIES	\$0	\$6,000	\$6,000	\$0	\$6,000	\$6,000	\$0
TOTAL EXPENSES:	<u>\$0</u>	<u>\$6,000</u>	<u>\$6,000</u>	<u>\$0</u>	<u>\$6,000</u>	<u>\$6,000</u>	<u>\$0</u>
BUDGET UNIT: 024400 LEASE RENTAL	\$1,146	(\$6,000)	(\$6,000)	\$960	(\$6,000)	(\$6,000)	\$0

RANGE IMPROVEMENT

024300

DEPARTMENTAL FUNCTIONS

A portion of the grazing fees paid by local ranchers to the US Department of Interior, Bureau of Land Management (BLM) are returned to Inyo County to be held in a fund for approved range improvement projects on local grazing permits. Revenues come to Inyo County via the State of California Controller's Office annually. The amount varies depending on the section designation, annual grazing fee rate, and the acres grazed. The grazing fee rate is set annually by congress. Inyo County has two Grazing Advisory Boards based on the types of grazing lands identified by the Bureau of Land Management through the Taylor Grazing Act.

Members of the Grazing Advisory Boards are appointed by the Inyo County Board of Supervisors. The purpose of the Grazing Advisory Boards is to accept project requests from local ranchers and recommend appropriate projects to the Board of Supervisors, which then approves the expenditures from the funds designated for range improvements. Examples of projects that have been funded in recent years include solar water pumps and watering facilities, fencing material, and cattle guards. Project proposals must be prepared by the rancher in cooperation with the local BLM range staff prior to making the request to the Grazing Advisory Board. The Inyo-Mono Farm Advisor acts as the liaison between the two BLM Grazing advisory Boards and the Inyo County Board of Supervisors to coordinate Grazing Advisory Board meetings and requests for use of the funds by grazing permittees. Each Grazing Advisory Board generally meets once per year to consider project request. After the project is approved, the rancher spends the money to complete the project, submits a paid invoice to this office, and then is reimbursed by the County through these funds. The goal of each Grazing Advisory Board is to enable range improvement projects on BLM rangelands in Inyo County by cost-sharing with ranches on the approved project.

MAJOR ACCOMPLISHMENTS IN FISCAL YEAR 2016-2017

- None. No meetings were held this fiscal year. Grazing Advisory Board is not active.

GOALS FOR FISCAL YEAR 2017-2018

- Follow-up on any outstanding projects
- Hold at least one meeting for all lessees
- Coordinate with Board Clerk to advertise and fill vacant board positions

DEPARTMENTAL BUDGET REQUEST FOR FISCAL YEAR 2017-2018

The Department's Fiscal Year 2017-2018 Requested Budget represents an overall increase of \$0 in expenditures, and an increase of \$0 in revenues, when compared to the Fiscal Year 2016-2017 Board Approved Budget. As a result, the Requested Net County Cost is increased by \$0.

Revenues for each Grazing Advisory Board Fund vary greatly between years and are dependent upon the number of animal units permitted, length of grazing season, and grazing fee. The above figures represent essentially the same budget that has been requested previously, with no increases or decreases in these budget units. Since the Grazing Advisory Boards act only on requested projects for recommending expenditures, the amounts requested above are an estimate on historical use of the funds.

The Net County Cost of the program is \$0. The balance of this fund is \$25,464.

Personnel Costs did not change compared to the Fiscal Year 2016-2017 Board Approved Budget.

Revenues

(There are no changes in this object category from the previous fiscal year.)

Personnel

The Department's Requested Budget represents no change in the number of fulltime equivalent (FTE) positions that are supported by this budget.

This section is not applicable to this budget.

Services & Supplies

(There are no changes in this object category from the previous fiscal year.)

Support & Care of Persons

(There are no changes in this object category from the previous fiscal year.)

Fixed Assets

(There are no changes in this object category from the previous fiscal year.)

FISCAL YEAR 2017-2018 REDUCTION IMPACTS TO BASE BUDGET

None

FISCAL YEAR 2017-2018 STATE/FEDERAL FUNDING SUMMARY

None

FISCAL YEAR 2017-2018 REGULATORY COMPLIANCE SUMMARY

None

MAJOR POLICY CONSIDERATIONS BEING REQUESTED

None

COUNTY OF INYO

BUD002A - BUDGET REQUESTS

RUNDATE: 06/30/2017 TODAY'S DATE: 08/18/2017

FOR FISCAL YEARS: 07/01/2015 - 06/30/18

	YTD ACTUALS 06/30/2016	BOARD APPROVED 06/30/2017	WORKING BUDGET 06/30/2017	YTD ACTUALS 06/30/2017	DEPT REQUESTED 06/30/2018	CAO RECOMM 06/30/2018	BOARD APPROVED 06/30/2018
BUDGET UNIT: 024300 RANGE IMPROVEMENT							
FUND: 0015 RANGE IMPROVEMENT							
REVENUES:							
4531 - GRAZING FEES	\$367	\$0	\$0	\$742	\$0	\$0	\$0
AID FROM OTHER GOVT AGENCIES	\$367	\$0	\$0	\$742	\$0	\$0	\$0
TOTAL REVENUES:	<u>\$367</u>	<u>\$0</u>	<u>\$0</u>	<u>\$742</u>	<u>\$0</u>	<u>\$0</u>	<u>\$0</u>
EXPENSES:							
5311 - GENERAL OPERATING EXPENSE	\$0	\$6,000	\$6,000	\$0	\$6,000	\$6,000	\$0
SERVICES & SUPPLIES	\$0	\$6,000	\$6,000	\$0	\$6,000	\$6,000	\$0
TOTAL EXPENSES:	<u>\$0</u>	<u>\$6,000</u>	<u>\$6,000</u>	<u>\$0</u>	<u>\$6,000</u>	<u>\$6,000</u>	<u>\$0</u>
BUDGET UNIT: 024300 RANGE IMPROVEMENT	\$367	(\$6,000)	(\$6,000)	\$742	(\$6,000)	(\$6,000)	\$0

ENVIRONMENTAL HEALTH - GENERAL

045400

DEPARTMENTAL FUNCTIONS

Environmental Health (EH) core programs include the permitting, inspecting, compliance monitoring and regulatory oversight of:

102 small public water systems (LPA)
 188 retail food establishments
 53 public swimming pools & spas
 212 hazardous material facilities (CUPA)
 35 well permits and construction inspections (yearly average)
 10 onsite wastewater treatment system permits and construction inspections (yearly average)
 9 solid waste disposal sites and transfer stations (LEA)
 15 closed, illegal and/or abandoned solid waste sites (LEA)
 3 body art facilities
 1 organized camp

Other EH duties include:

A comprehensive vector control program including public awareness, surveillance and prevention of vector borne diseases such as hantavirus, plague, west nile virus, lyme disease, relapsing fever and mosquito borne encephalitis.

A water laboratory which conducts e. coliform and total coliform analyses of drinking water, swimming pool and spa water, and various surface waters and groundwaters in the area. The lab currently conducts over 4,000 analyses a year.

EH works closely with the Planning and Public Works departments on community development projects, providing input on water, sewer, solid waste and hazardous materials matters.

EH assists in disaster/emergency response activities and staff are on call at all times to respond to any emergency situations.

EH responds to all nuisance and other public complaints involving sanitation, vermin, mold, or other EH related issues.

MAJOR ACCOMPLISHMENTS IN FISCAL YEAR 2016-2017

- EH has progressed significantly in getting all of our active solid waste facility permits revised and issued.
- EH has played a significant role in special environmental events occurring in Inyo County including the Bishop Creek e coli contamination study, the Crystal Geyser groundwater contamination remediation project and the drought effects on local water supplies from the past five years.
- Water lab has increased activities by approximately 50% and has hired and trained a new lab tech to accommodate this workload.
- EH has submitted a county sewer ordinance and a LAMP in response to AB885, the new state mandated onsite wastewater system policy.

- EH has successfully conducted a major regulatory effort in an effort to provide significant renovations to local food facilities in chronic violation of State retail food laws, mainly structural improvements.

GOALS FOR FISCAL YEAR 2017-2018

- Increase/replace staffing including a new Director, and the addition of an EH tech position.
- Finalize new landfill permits for all five of our active landfill sites.
- Finalize county sewer ordinance and LAMP to provide compliance with AB885 (onsite wastewater treatment systems policy) in a manner that will protect the public health, the environment and at the same time minimize economic impacts to our residents.
- Add hotel/motel complimentary breakfast facilities to our retail food program.

DEPARTMENTAL BUDGET REQUEST FOR FISCAL YEAR 2017-2018

The Department's Fiscal Year 2017-2018 Requested Budget represents an overall increase of \$122,659 in expenditures, and an increase of \$40,868 in revenues, when compared to the Fiscal Year 2016-2017 Board Approved Budget. As a result, the Requested Net County Cost is increased by \$81,791.

The increase in expenditures include approximately \$73,009 in salary and benefits towards a requested EH tech position, badly needed to assist overworked professional staff. Increase also due to \$22,000 county cost plan expenditure assessed to EH, new this year. Additional miscellaneous increases in salaries and benefits across the board. Revenues will continue at a level slightly above last FY's.

Personnel Costs increased by \$105,586 compared to the Fiscal Year 2016-2017 Board Approved Budget, due to Adding new EH tech position; slight addition of hours for the lab tech position; salary & benefit increases across the board.

Revenues

4170 (WELL PERMITS) increased by \$1,533: Based on last years actuals, plus fee schedule COLA; **4172** (SEWER APPLICATIONS) increased by \$1,847: Based on last years actuals, plus fee schedule COLA; **4182** (SWIMMING POOL PERMITS) increased by \$202: Fee schedule COLA; **4183** (FOOD ESTABLISHMENT PERMITS) increased by \$1,214: Fee schedule COLA; **4184** (SEWAGE PUMP VEHICLE PERMIT) increased by \$1,392: Additional inventory; **4498** (STATE GRANTS) decreased by \$17,000: loss of one time grant for vehicle purchase; increased LPA grant money to partially compensate; **4723** (WATER SAMPLES) increased by \$52,538: Based on this year's actuals; **4729** (EH WASTE INSPECTION & PERMITS) increased by \$342: fee schedule COLA; **4754** (HAZARDOUS WASTE FEES) increased by \$2,000: inventory additions; **4819** (SERVICES & FEES) decreased by \$3,200: reduction in CUPA contract with Mono Co.

Personnel

The Department's Requested Budget represents an increase in the number of fulltime equivalent (FTE) positions that are supported by this budget.

We are requesting the addition of one fulltime EH tech position, to be paid at approximately the same level as our current lab tech. Total cost and benefits of this position is \$73,009.

Services & Supplies

5201 (MEDICAL, DENTAL & LAB SUPPLIES) increased by \$23,000: More lab supplies needed, based on this FY actuals; **5260** (HEALTH - EMPLOYEE PHYSICALS) increased by \$500: new employee physicals; **5265** (PROFESSIONAL & SPECIAL SERVICE) increased by \$700: proficiency tests for lab; **5291** (OFFICE, SPACE & SITE RENTAL) decreased by \$3,260: gave up quonset hut rental from public works.

Support & Care of Persons

(There are no changes in this object category from the previous fiscal year.)

Fixed Assets

5655 (VEHICLES) decreased by \$29,645: Purchased new vehicle last year with state grant. No activity expected this year.

FISCAL YEAR 2017-2018 REDUCTION IMPACTS TO BASE BUDGET

This budget request increases net county cost significantly. Much could be reduced by denying the EH tech position. We are unable to compensate for the new county cost plan assessment nor the increase in salaries and benefits. We are already down to a bare bones budget. If water lab demand does not meet this past years, net county cost will increase even further.

FISCAL YEAR 2017-2018 STATE/FEDERAL FUNDING SUMMARY

We will receive an approximately \$17,900 solid waste enforcement grant, similar to previous years.

We will withdraw \$51,000 from the drinking water grant trust fund. This will result in about \$50,000 remaining in this grant trust fund, designated to be used in FY 18/19. After that, it is recommended Inyo County give the drinking water program back to the State.

FISCAL YEAR 2017-2018 REGULATORY COMPLIANCE SUMMARY

This does not affect EH.

MAJOR POLICY CONSIDERATIONS BEING REQUESTED

The addition of the EH tech position has been discussed above. It is much needed to allow our professional staff to do their jobs in a thorough, comprehensive and professional manner. Staff is severely overburdened at this time, and this will not get better anytime soon with the Director position vacant.

COUNTY OF INYO

BUD002A - BUDGET REQUESTS

RUNDATE: 06/30/2017 TODAY'S DATE: 08/18/2017

FOR FISCAL YEARS: 07/01/2015 - 06/30/18

	YTD ACTUALS 06/30/2016	BOARD APPROVED 06/30/2017	WORKING BUDGET 06/30/2017	YTD ACTUALS 06/30/2017	DEPT REQUESTED 06/30/2018	CAO RECOMM 06/30/2018	BOARD APPROVED 06/30/2018
BUDGET UNIT: 045400 ENVIRONMENTAL HEALTH - GENERAL							
FUND: 0001 GENERAL FUND							
REVENUES:							
4170 - WELL PERMITS	\$11,405	\$13,500	\$15,033	\$16,040	\$15,033	\$15,033	\$0
4172 - SEWER APPLICATIONS	\$5,787	\$2,335	\$4,182	\$5,899	\$4,182	\$4,182	\$0
4174 - WELL & WATER SYSTEM PERMITS	\$46,984	\$47,708	\$47,708	\$44,833	\$47,708	\$47,708	\$0
4182 - SWIMMING POOL PERMITS	\$9,066	\$9,066	\$9,268	\$9,499	\$9,268	\$9,268	\$0
4183 - FOOD ESTABLISHMENT PERMITS	\$48,259	\$44,586	\$45,800	\$45,722	\$45,800	\$45,800	\$0
4184 - SEWAGE PUMP VEHICLE PERMIT	\$604	\$604	\$1,996	\$2,245	\$1,996	\$1,996	\$0
4187 - NITRATE ANALYSES	\$896	\$1,072	\$1,072	\$0	\$1,072	\$1,072	\$0
LICENSES & PERMITS	\$123,001	\$118,871	\$125,059	\$124,238	\$125,059	\$125,059	\$0
4411 - STATE MOTOR VEHICLE IN LIEU TX	\$130,464	\$194,486	\$194,486	\$113,619	\$194,486	\$227,767	\$0
4430 - HEALTH REALIGNMENT	\$43,734	\$143,158	\$125,097	\$55,724	\$143,158	\$174,429	\$0
4498 - STATE GRANTS	\$111,893	\$86,000	\$86,000	\$71,282	\$69,000	\$69,000	\$0
AID FROM OTHER GOVT AGENCIES	\$286,092	\$423,644	\$405,583	\$240,626	\$406,644	\$471,196	\$0
4723 - WATER SAMPLES	\$141,750	\$97,462	\$134,436	\$150,011	\$150,000	\$150,000	\$0
4729 - EH WASTE INSPECTION & PERMITS	\$16,353	\$16,353	\$16,695	\$16,695	\$16,695	\$16,695	\$0
4754 - HAZARDOUS WASTE FEES	\$86,509	\$85,000	\$87,000	\$88,991	\$87,000	\$87,000	\$0
4819 - SERVICES & FEES	\$9,684	\$83,622	\$76,662	\$65,072	\$80,422	\$80,422	\$0
CHARGES FOR CURRENT SERVICES	\$254,296	\$282,437	\$314,793	\$320,769	\$334,117	\$334,117	\$0
TOTAL REVENUES:	\$663,390	\$824,952	\$845,435	\$685,633	\$865,820	\$930,372	\$0
EXPENSES:							
5001 - SALARIED EMPLOYEES	\$359,703	\$421,771	\$421,771	\$413,593	\$472,279	\$466,382	\$0
5012 - PART TIME EMPLOYEES	\$0	\$19,422	\$19,422	\$9,723	\$25,727	\$29,844	\$0
5021 - RETIREMENT & SOCIAL SECURITY	\$26,845	\$34,081	\$34,081	\$32,138	\$38,440	\$38,305	\$0
5022 - PERS RETIREMENT	\$91,349	\$112,842	\$112,842	\$110,466	\$78,860	\$75,166	\$0
5024 - RETIREMENT-UNFUNDED LIAB	\$0	\$0	\$0	\$0	\$45,777	\$45,777	\$0
5025 - RETIREE HEALTH BENEFITS	\$34,833	\$36,833	\$36,833	\$37,784	\$52,762	\$52,762	\$0
5031 - MEDICAL INSURANCE	\$53,254	\$79,625	\$79,625	\$69,943	\$95,784	\$90,948	\$0
5032 - DISABILITY INSURANCE	\$2,966	\$4,378	\$4,378	\$3,655	\$4,737	\$4,678	\$0
5042 - SICK LEAVE BUY OUT	\$4,069	\$4,317	\$2,681	\$2,680	\$4,489	\$4,489	\$0
5043 - OTHER BENEFITS	\$0	\$0	\$0	\$9,363	\$0	\$0	\$0

COUNTY OF INYO

BUD002A - BUDGET REQUESTS

RUNDATE: 06/30/2017 TODAY'S DATE: 08/18/2017

FOR FISCAL YEARS: 07/01/2015 - 06/30/18

	YTD ACTUALS 06/30/2016	BOARD APPROVED 06/30/2017	WORKING BUDGET 06/30/2017	YTD ACTUALS 06/30/2017	DEPT REQUESTED 06/30/2018	CAO RECOMM 06/30/2018	BOARD APPROVED 06/30/2018
SALARIES & BENEFITS	\$573,023	\$713,269	\$711,633	\$689,348	\$818,855	\$808,351	\$0
5201 - MEDICAL, DENTAL & LAB SUPPLIES	\$21,592	\$12,000	\$35,000	\$22,691	\$35,000	\$35,000	\$0
5232 - OFFICE & OTHER EQUIP < \$5,000	\$1,800	\$0	\$0	\$0	\$0	\$0	\$0
5260 - HEALTH - EMPLOYEE PHYSICALS	\$0	\$0	\$500	\$233	\$500	\$500	\$0
5263 - ADVERTISING	\$150	\$500	\$500	\$412	\$500	\$500	\$0
5265 - PROFESSIONAL & SPECIAL SERVICE	\$6,695	\$2,000	\$2,000	\$1,609	\$2,700	\$2,700	\$0
5291 - OFFICE, SPACE & SITE RENTAL	\$3,259	\$3,260	\$1,630	\$1,629	\$0	\$0	\$0
5311 - GENERAL OPERATING EXPENSE	\$4,273	\$4,000	\$4,000	\$4,764	\$4,000	\$4,000	\$0
5331 - TRAVEL EXPENSE	\$2,702	\$3,000	\$3,000	\$2,820	\$3,000	\$3,000	\$0
5351 - UTILITIES	\$1,853	\$2,500	\$2,500	\$1,581	\$2,500	\$2,500	\$0
SERVICES & SUPPLIES	\$42,327	\$27,260	\$49,130	\$35,742	\$48,200	\$48,200	\$0
5121 - INTERNAL CHARGES	\$7,926	\$9,500	\$9,500	\$8,225	\$9,500	\$9,500	\$0
5123 - TECH REFRESH EXPENSE	\$2,898	\$3,496	\$3,496	\$3,496	\$3,819	\$3,819	\$0
5128 - INTERNAL SHREDDING CHARGES	\$382	\$345	\$345	\$345	\$360	\$360	\$0
5129 - INTERNAL COPY CHARGES (NON-IS)	\$290	\$251	\$500	\$472	\$330	\$330	\$0
5152 - WORKERS COMPENSATION	\$5,747	\$5,159	\$5,159	\$5,159	\$7,279	\$7,279	\$0
5155 - PUBLIC LIABILITY INSURANCE	\$3,788	\$4,027	\$4,027	\$4,026	\$5,340	\$5,340	\$0
5315 - COUNTY COST PLAN	\$0	\$0	\$0	\$0	\$21,928	\$21,928	\$0
5333 - MOTOR POOL	\$27,007	\$32,000	\$32,000	\$30,135	\$32,000	\$32,000	\$0
INTERNAL CHARGES	\$48,040	\$54,778	\$55,027	\$51,859	\$80,556	\$80,556	\$0
5655 - VEHICLES	\$0	\$29,645	\$29,645	\$29,644	\$0	\$0	\$0
FIXED ASSETS	\$0	\$29,645	\$29,645	\$29,644	\$0	\$0	\$0
TOTAL EXPENSES:	\$663,390	\$824,952	\$845,435	\$806,595	\$947,611	\$937,107	\$0
BUDGET UNIT: 045400 ENVIRONMENTAL HEALTH - GENERAL	\$0	\$0	\$0	(\$120,961)	(\$81,791)	(\$6,735)	\$0

DISTRICT ATTORNEY

022400

DEPARTMENTAL FUNCTIONS

The District Attorney is the public prosecutor for Inyo County, charged with instituting and prosecuting court cases against persons charged with or reasonably suspected of committing public offenses. The District Attorney's office reviews law enforcement reports, coordinates investigations and makes final decisions regarding the filing and prosecution of all adult criminal complaints and juvenile delinquency petitions. The District Attorney's office has the authority to file civil cases related to consumer fraud, environmental protection, and public nuisances.

Attorneys from our office assist in addressing truancy issues in the Inyo County schools through the School Attendance Review Board (SARB) and other working groups. The District Attorney also serves as a legal advisor to the Inyo County Grand Jury. When called upon, the District Attorney's office provides attorneys, investigators, and staff to assist with criminal investigations in county departments.

MAJOR ACCOMPLISHMENTS IN FISCAL YEAR 2016-2017

- Continued protection of the public through effective criminal case prosecution.
- Maintenance of relationships with all criminal justice partners, which facilitates communications and case resolution.
- Implementation of a cloud-based case management system. Internal implementation is complete; we hope to have integration with local law enforcement and the court complete before the end of FY 2016-17.
- Completed trial and sentencing in case of People v. Dawndee Rossy.
- The entire staff is to be commended for efficiently handling an emergency relocation of our Bishop offices beginning in January, 2017 and not concluding until April, 2017. In fact, the process consisted of two moves and everyone met the challenges involved with a high level of morale and good spirits. Unfortunately, the moves have resulted in some increased costs (see below).

GOALS FOR FISCAL YEAR 2017-2018

- If not complete in FY 2016-17, finalize integration of case management system with justice system partners.
- Become "paper optional" by maintaining all current files and records on the case management system by December 31, 2017.
- Continue consistent and fair administration of justice in Inyo County.
- Continue to work with the court to improve the administration of justice and thereby reduce inconvenience to the public and victims of crime.

DEPARTMENTAL BUDGET REQUEST FOR FISCAL YEAR 2017-2018

The Department's Fiscal Year 2017-2018 Requested Budget represents an overall decrease of \$16,387 in expenditures, and a decrease of \$77,313 in revenues, when compared to the Fiscal Year 2016-2017 Board Approved Budget. As a result, the Requested Net County Cost is increased by \$60,926.

FY 2016-17 was unique in that the DA budget benefitted from a large inter-county transfer to fund the initial purchase and installation of our case management system (this came from the Community Corrections Partnership (CCP) funds administered by the Probation Department). Those funds will be expended by the end of FY 2016-17, and the vast bulk of installation costs paid. The DA is anticipating \$20,000 from CCP funds in FY 2017-18 to offset anticipated annual maintenance fees for the case management system (which is the primary reason for the increase in "Professional and Special Services" (5265). But for the annual maintenance fees, the requested budget in 5265 would actually be lower than FY 2016-17.

Travel expense (5331) also increased because we were advised this year that some training registration costs which had been paid out of 5265 should have been assigned to 5331. As indicated in prior years, training is one of the District Attorney's primary non-personnel based expenses, due to our commitment to keep up to date with the ever-changing criminal justice laws and procedures.

Salaries (5001) are increasing modestly because our newly higher Deputy DA IV came in at a Step E (reflecting his high level of experience and familiarity with the justice system in Inyo County). The largest increase, of course, is in Retirement--Unfunded Liability (5022) a new expense that adds \$61,342 (virtually all of our net increase in county costs).

Personnel Costs increased by \$27,795 compared to the Fiscal Year 2016-2017 Board Approved Budget, due to increased salary and benefit costs resulting from a new MOU with the Elected Officials Assistants Association, and a new, but very experienced, Deputy DA IV was hired at an "E" step in place of a Deputy DA IV who was at a lower step (but providing the advantage of an experienced attorney familiar with Inyo County). Additionally, a legal secretary earned a career ladder promotion to a Legal Secretary III.

Revenues

4460 (REALIGNMENT - 2011) increased by \$349: Expected increase from State realignment funds; **4488** (CITIZEN OPTION - PUBLIC SAFETY) decreased by \$1,162: Decrease in COPS eligible equipment purchases; **4765** (P.O.S.T.) increased by \$0: P.O.S.T. reimbursement is always difficult to compute. We always apply for P.O.S.T. reimbursement when available, but actual reimbursements often trail the training by more than a year; **4821** (INTRA COUNTY CHARGES) decreased by \$66,500: Due to completion of case management system funded by Community Corrections Partnership funding. \$20,000 is still being requested to fund ongoing maintenance fees associated with the case management system; **4998** (OPERATING TRANSFERS IN) decreased by \$10,000: Due to decision to not appropriate any funds from the Consumer Protection Trust Fund or the DA Asset Forfeiture trust fund in FY 2017-18.

Personnel

The Department's Requested Budget represents no change in the number of fulltime equivalent (FTE) positions that are supported by this budget.

No changes in authorized staffing are requested.

Services & Supplies

5122 (CELL PHONES) increased by \$0: Attorneys, by their own choice, are no longer issued County Cell Phones. Only Investigators are issued cell phones; **5232** (OFFICE & OTHER EQUIP < \$5,000) decreased by \$1,162: This reflects anticipated decrease in COPS funding. This object is used by the DA for COPS equipment funding; **5265** (PROFESSIONAL & SPECIAL SERVICE) increased by \$7,610: Increase to reflect annual maintenance costs for case management system. Offset by some decrease in training expenses which have been moved to 5331;

5291 (OFFICE, SPACE & SITE RENTAL) increased by \$1,560: Currently, the DA is required to rent storage space in Bishop for files. This is a result of our unexpected, emergency relocation of that office; **5311** (GENERAL OPERATING EXPENSE) increased by \$1,836: Increased costs for computer assisted legal research tools (Lexis/Nexis) and Transunion investigative search database. Cuts are proposed to legal publications; **5331** (TRAVEL EXPENSE) increased by \$8,067: In the past, the DA's training programs (including tuition) had been put in the Professional and Special Service object code. Additional training budget is being sought for the management course training for the new Chief Investigator, and introductory DA Investigator training in the event the third DA Investigator is hired. Budget also includes funding for two staff members to attend the annual users group conference for the case management software. We also attempt to use scholarships and POST reimbursement for as much of our training as possible; **5351** (UTILITIES) increased by \$6,532: This is a result of the unexpected move of our Bishop office. We are now required to pay for internet access that previously had not been in the DA budget, as well as increased telephone costs. Further, relocation of our CLETS (California Law Enforcement Telecommunications System) terminal is resulting in higher recurring line costs.

Support & Care of Persons

(There are no changes in this object category from the previous fiscal year.)

Fixed Assets

5700 (CONSTRUCTION IN PROGRESS) decreased by \$71,500: Case management system installation should be complete in FY 2016-17, and we will not have construction in progress.

FISCAL YEAR 2017-2018 REDUCTION IMPACTS TO BASE BUDGET

Except for the new 5024 (Retirement--unfunded liability) this proposed budget would show no increase over last year (in fact, it would virtually "hold steady"). Given that it is a fact of life, reducing to show no net increase in a department that is driven by personnel costs would be difficult without eliminating at least one position. We attempt to be as frugal as possible, but quality of services depends on salary and benefits, and training programs.

FISCAL YEAR 2017-2018 STATE/FEDERAL FUNDING SUMMARY

The DA share of criminal justice realignment funds, State Public Safety Funds, and Citizen Option (COPS) funds appear stable. Additional criminal justice realignment funding for case management system costs, while administered by the Community Corrections Partnership Executive Committee and the Board of Supervisors also appears to be stable, although the bulk of the CCP funding is (appropriately) allocated to other County Departments providing services to the criminal justice population.

FISCAL YEAR 2017-2018 REGULATORY COMPLIANCE SUMMARY

There is no regulatory compliance being requested at this time.

MAJOR POLICY CONSIDERATIONS BEING REQUESTED

No major policy considerations are being requested. The mission of the District Attorney's office remains constant, and many major policies are dependent on the actions at the State level. It is anticipated that the District Attorney should be able to function effectively at its current staffing levels for the foreseeable future.

COUNTY OF INYO

BUD002A - BUDGET REQUESTS

RUNDATE: 06/30/2017 TODAY'S DATE: 08/18/2017

FOR FISCAL YEARS: 07/01/2015 - 06/30/18

	YTD ACTUALS 06/30/2016	BOARD APPROVED 06/30/2017	WORKING BUDGET 06/30/2017	YTD ACTUALS 06/30/2017	DEPT REQUESTED 06/30/2018	CAO RECOMM 06/30/2018	BOARD APPROVED 06/30/2018
BUDGET UNIT: 022400 DISTRICT ATTORNEY							
FUND: 0001 GENERAL FUND							
REVENUES:							
4211 - CRIMINAL FINES	\$13	\$0	\$0	\$0	\$0	\$0	\$0
FINES & FORFEITURES	\$13	\$0	\$0	\$0	\$0	\$0	\$0
4460 - REALIGNMENT - 2011	\$8,451	\$8,451	\$8,451	\$0	\$8,800	\$8,800	\$0
4485 - STATE - PUBLIC SAFETY SERVICES	\$158,254	\$165,000	\$165,000	\$165,646	\$165,000	\$165,000	\$0
4488 - CITIZEN OPTION - PUBLIC SAFETY	\$2,549	\$5,292	\$9,340	\$5,487	\$4,130	\$4,130	\$0
AID FROM OTHER GOVT AGENCIES	\$169,255	\$178,743	\$182,791	\$171,133	\$177,930	\$177,930	\$0
4676 - RESTITUTION	\$25,000	\$0	\$0	\$0	\$0	\$0	\$0
4698 - INVESTIGATIONS	\$45,962	\$34,053	\$34,053	\$50,861	\$34,053	\$34,053	\$0
4765 - P.O.S.T.	\$1,036	\$5,000	\$5,000	\$927	\$5,000	\$5,000	\$0
4821 - INTRA COUNTY CHARGES	\$3,820	\$86,500	\$86,500	\$70,267	\$20,000	\$20,000	\$0
CHARGES FOR CURRENT SERVICES	\$75,819	\$125,553	\$125,553	\$122,057	\$59,053	\$59,053	\$0
4998 - OPERATING TRANSFERS IN	\$0	\$10,000	\$10,000	\$7,076	\$0	\$0	\$0
OTHER FINANCING SOURCES	\$0	\$10,000	\$10,000	\$7,076	\$0	\$0	\$0
4959 - MISCELLANEOUS REVENUE	\$0	\$0	\$0	\$10	\$0	\$0	\$0
4961 - REIMBURSED EXPENSES	\$111	\$0	\$0	\$0	\$0	\$0	\$0
OTHER REVENUE	\$111	\$0	\$0	\$10	\$0	\$0	\$0
TOTAL REVENUES:	\$245,200	\$314,296	\$318,344	\$300,277	\$236,983	\$236,983	\$0
EXPENSES:							
5001 - SALARIED EMPLOYEES	\$595,169	\$607,928	\$599,205	\$581,774	\$620,633	\$620,633	\$0
5003 - OVERTIME	\$0	\$0	\$153	\$152	\$0	\$0	\$0
5012 - PART TIME EMPLOYEES	\$14,754	\$24,630	\$24,630	\$12,107	\$22,227	\$22,227	\$0
5021 - RETIREMENT & SOCIAL SECURITY	\$44,657	\$47,627	\$47,627	\$43,649	\$48,533	\$48,533	\$0
5022 - PERS RETIREMENT	\$143,739	\$154,481	\$154,481	\$150,124	\$100,024	\$100,024	\$0
5024 - RETIREMENT-UNFUNDED LIAB	\$0	\$0	\$0	\$0	\$61,342	\$61,342	\$0
5031 - MEDICAL INSURANCE	\$73,665	\$77,533	\$77,533	\$75,125	\$90,785	\$90,785	\$0
5032 - DISABILITY INSURANCE	\$3,330	\$4,846	\$4,846	\$3,952	\$4,983	\$4,983	\$0
5034 - EDUCATION REIMBURSEMENT	\$350	\$700	\$700	\$350	\$700	\$700	\$0

COUNTY OF INYO

BUD002A - BUDGET REQUESTS

RUNDATE: 06/30/2017 TODAY'S DATE: 08/18/2017

FOR FISCAL YEARS: 07/01/2015 - 06/30/18

	YTD ACTUALS 06/30/2016	BOARD APPROVED 06/30/2017	WORKING BUDGET 06/30/2017	YTD ACTUALS 06/30/2017	DEPT REQUESTED 06/30/2018	CAO RECOMM 06/30/2018	BOARD APPROVED 06/30/2018
5042 - SICK LEAVE BUY OUT	\$0	\$4,273	\$4,273	\$0	\$5,405	\$5,405	\$0
5043 - OTHER BENEFITS	\$4,967	\$4,819	\$13,389	\$10,945	\$0	\$0	\$0
SALARIES & BENEFITS	\$880,635	\$926,837	\$926,837	\$878,182	\$954,632	\$954,632	\$0
5122 - CELL PHONES	\$1,557	\$1,650	\$1,100	\$487	\$1,650	\$1,650	\$0
5232 - OFFICE & OTHER EQUIP < \$5,000	\$2,549	\$5,292	\$14,340	\$5,051	\$4,130	\$4,130	\$0
5260 - HEALTH - EMPLOYEE PHYSICALS	\$0	\$550	\$550	\$0	\$550	\$550	\$0
5263 - ADVERTISING	\$2	\$500	\$500	\$155	\$500	\$500	\$0
5265 - PROFESSIONAL & SPECIAL SERVICE	\$13,636	\$26,120	\$26,120	\$13,445	\$33,730	\$33,730	\$0
5291 - OFFICE, SPACE & SITE RENTAL	\$0	\$0	\$550	\$550	\$1,560	\$1,560	\$0
5311 - GENERAL OPERATING EXPENSE	\$21,243	\$27,900	\$27,900	\$24,833	\$29,736	\$28,736	\$0
5321 - SPECIAL APPROPRIATION	\$30,000	\$5,000	\$5,000	\$5,000	\$5,000	\$5,000	\$0
5330 - TRAVEL EXPENSE-REQUIRED	\$5,816	\$0	\$0	\$0	\$0	\$0	\$0
5331 - TRAVEL EXPENSE	\$9,916	\$22,325	\$22,325	\$17,585	\$30,392	\$30,392	\$0
5351 - UTILITIES	\$16,741	\$17,000	\$17,000	\$16,983	\$23,532	\$23,532	\$0
SERVICES & SUPPLIES	\$101,462	\$106,337	\$115,385	\$84,091	\$130,780	\$129,780	\$0
5123 - TECH REFRESH EXPENSE	\$9,202	\$11,029	\$11,029	\$11,029	\$11,750	\$11,750	\$0
5128 - INTERNAL SHREDDING CHARGES	\$636	\$575	\$575	\$575	\$600	\$600	\$0
5129 - INTERNAL COPY CHARGES (NON-IS)	\$4,306	\$5,635	\$5,635	\$1,639	\$1,736	\$1,736	\$0
5152 - WORKERS COMPENSATION	\$16,848	\$12,900	\$12,900	\$12,900	\$16,519	\$16,519	\$0
5155 - PUBLIC LIABILITY INSURANCE	\$30,915	\$24,441	\$24,441	\$24,441	\$26,850	\$26,850	\$0
5333 - MOTOR POOL	\$24,161	\$26,000	\$21,000	\$20,765	\$26,000	\$26,000	\$0
INTERNAL CHARGES	\$86,070	\$80,580	\$75,580	\$71,349	\$83,455	\$83,455	\$0
5700 - CONSTRUCTION IN PROGRESS	\$1,326	\$71,500	\$71,500	\$70,267	\$0	\$0	\$0
FIXED ASSETS	\$1,326	\$71,500	\$71,500	\$70,267	\$0	\$0	\$0
TOTAL EXPENSES:	\$1,069,494	\$1,185,254	\$1,189,302	\$1,103,891	\$1,168,867	\$1,167,867	\$0
BUDGET UNIT: 022400 DISTRICT ATTORNEY	(\$824,294)	(\$870,958)	(\$870,958)	(\$803,613)	(\$931,884)	(\$930,884)	\$0

DISTRICT ATTORNEY - SAFETY

022410

DEPARTMENTAL FUNCTIONS

The District Attorney's Office Investigative Unit has historically been comprised of three (3) full-time sworn law enforcement personnel assigned as Criminal Investigators. For most of the past fiscal year, one of those positions has been vacant and subject to a recruitment which ended unsuccessfully in June, 2017. The Chief Investigator supervises and administers the activities of the investigative unit. The Chief Investigator also performs a variety of administrative tasks for and at the direction of the District Attorney. One position, in addition to criminal investigations, is assigned as a Welfare Fraud Investigator to assist the Department of Health and Human Services in fraudulent welfare collection. All Investigators assist office attorneys in the preparation of cases for preliminary hearings, jury trials, and other court proceedings. When staffed at historical levels, one Investigator was assigned to the Major Investigations and Narcotics Team (MINT). This past fiscal year DA Investigators have assisted MINT as much as possible. One Investigator, due to his prior special training and experience, also serves on the Inyo County Special Enforcement Detail team.

MAJOR ACCOMPLISHMENTS IN FISCAL YEAR 2016-2017

- Completed trial in People v. Dawndee Rossy, a major welfare fraud/public funds theft case.
- Continued to play leading role in the Inyo County Sexual Assault Response Team.
- Chief Investigator completed training as a Child Forensic Interviewer.
- Continued to provide high quality service to prosecutors in the DA's office.

GOALS FOR FISCAL YEAR 2017-2018

- In connection with the new DA case management system, develop a formal system for assigning Investigators to specific cases.
- Provide optimal level of professional law enforcement and investigative support services for our communities.
- Continue to closely collaborate with all local and state law enforcement agencies to support effective responses to major crimes or problems which impair the safety and quality of life for citizens of Inyo County.

DEPARTMENTAL BUDGET REQUEST FOR FISCAL YEAR 2017-2018

The Department's Fiscal Year 2017-2018 Requested Budget represents an overall decrease of \$102,468 in expenditures, and an increase of \$0 in revenues, when compared to the Fiscal Year 2016-2017 Board Approved Budget. As a result, the Requested Net County Cost is decreased by \$102,468.

This budget unit is entirely personnel costs (other expenses are handled in the District Attorney budget (022400)). As such, the net county cost reduction is generated by personnel cost computations from the County Budget Officer. The new DA Chief Investigator is employed at a lower range and step than her predecessor. As described below (in the major policy change section), we are proposing and recommending that the third sworn investigator position be replaced with a non-sworn Investigator Assistant position. These changes have resulted in substantial savings, especially in salaried positions (5001) and PERS retirement (5022). Other salary and benefit costs are also lower than FY 2016-17, even with PERS unfunded liability (5024) and an overall increase in the retirement safety--side fund (5023). Finally, the new labor MOU with safety employees eliminates sick leave buy

out (5042).

Personnel Costs decreased by \$97,777 compared to the Fiscal Year 2016-2017 Board Approved Budget, due to the explanation provided above.

Revenues

(There are no changes in this object category from the previous fiscal year.)

Personnel

The Department's Requested Budget represents no change in the number of fulltime equivalent (FTE) positions that are supported by this budget.

The number of FTE remains the same, but it is proposed that the third sworn Criminal Investigator position be replaced with a non-sworn Investigator Assistant position.

Services & Supplies

(There are no changes in this object category from the previous fiscal year.)

Support & Care of Persons

(There are no changes in this object category from the previous fiscal year.)

Fixed Assets

(There are no changes in this object category from the previous fiscal year.)

FISCAL YEAR 2017-2018 REDUCTION IMPACTS TO BASE BUDGET

Due to the personnel cost computations and new salary levels, it appears that this budget unit meets the FY 2017-18 budget parameters.

FISCAL YEAR 2017-2018 STATE/FEDERAL FUNDING SUMMARY

The District Attorney does not anticipate any reductions in state or federal funding.

FISCAL YEAR 2017-2018 REGULATORY COMPLIANCE SUMMARY

While there are some regulatory compliance expenditures for reporting certain peace officer functions, the costs are (1) in the DA budget (022400) and (2) minimal and difficult to identify. The few reporting requirements are handled by the elected District Attorney and are covered in his salary.

MAJOR POLICY CONSIDERATIONS BEING REQUESTED

The District Attorney is requesting that staffing be changed to replace one sworn Criminal Investigator position with a non-sworn Investigator Assistant. Some of the work of District Attorney Investigators is administrative and clerical, including substantial time spent on "paper" welfare fraud investigations and locating individuals which does not technically require a sworn peace officer with powers of arrest. Research indicates that

other counties in California have these non-sworn positions, including Imperial, Calaveras, Sacramento, and others. While a detailed job description is still being developed it is anticipated that the Investigator Assistant would be able to handle a substantial portion of the office's database research as well as interviews, subpoena service, and transportation of non-hostile and cooperative witnesses and victims. With appropriate training, the position could also provide assistance with crime scene investigation and documentation and low-risk surveillance. The new position could also relieve the sworn investigators of a portion of their record-keeping and clerical duties, which they now handle themselves.

It is proposed that the new position be at a Range 64, which is the same as the Sheriff's Department non-sworn Civil Officer and Evidence Technician positions. This will result in substantial savings to the general fund while still providing the services necessary to serve the public.

COUNTY OF INYO

BUD002A - BUDGET REQUESTS

RUNDATE: 06/30/2017 TODAY'S DATE: 08/18/2017

FOR FISCAL YEARS: 07/01/2015 - 06/30/18

	YTD ACTUALS 06/30/2016	BOARD APPROVED 06/30/2017	WORKING BUDGET 06/30/2017	YTD ACTUALS 06/30/2017	DEPT REQUESTED 06/30/2018	CAO RECOMM 06/30/2018	BOARD APPROVED 06/30/2018
BUDGET UNIT: 022410 DISTRICT ATTORNEY - SAFETY							
FUND: 0001 GENERAL FUND							
REVENUES:							
4698 - INVESTIGATIONS	\$48,090	\$33,000	\$33,000	\$12,831	\$33,000	\$33,000	\$0
CHARGES FOR CURRENT SERVICES	\$48,090	\$33,000	\$33,000	\$12,831	\$33,000	\$33,000	\$0
TOTAL REVENUES:	\$48,090	\$33,000	\$33,000	\$12,831	\$33,000	\$33,000	\$0
EXPENSES:							
5001 - SALARIED EMPLOYEES	\$275,438	\$293,739	\$277,387	\$205,551	\$229,669	\$229,669	\$0
5003 - OVERTIME	\$5,704	\$10,000	\$10,000	\$3,882	\$10,000	\$10,000	\$0
5004 - STANDBY TIME	\$0	\$0	\$0	\$1,826	\$10,400	\$10,400	\$0
5006 - 4850 TIME - WORKERS COMP	\$10	\$0	\$0	\$0	\$0	\$0	\$0
5021 - RETIREMENT & SOCIAL SECURITY	\$6,173	\$18,987	\$18,987	\$3,367	\$14,967	\$14,967	\$0
5022 - PERS RETIREMENT	\$85,981	\$113,085	\$113,085	\$63,718	\$60,669	\$60,669	\$0
5023 - RETIREMENT SAFETY-SIDE FUND	\$27,273	\$27,560	\$27,560	\$27,560	\$28,765	\$28,765	\$0
5024 - RETIREMENT-UNFUNDED LIAB	\$34,571	\$41,219	\$41,219	\$41,218	\$62,892	\$62,892	\$0
5031 - MEDICAL INSURANCE	\$57,788	\$63,982	\$63,982	\$44,431	\$60,774	\$60,774	\$0
5032 - DISABILITY INSURANCE	\$2,629	\$3,217	\$3,217	\$2,044	\$2,364	\$2,364	\$0
5033 - SHERIFF DEPUTIES DISABILITY	\$780	\$777	\$777	\$572	\$516	\$516	\$0
5034 - EDUCATION REIMBURSEMENT	\$0	\$0	\$0	\$0	\$1,050	\$1,050	\$0
5042 - SICK LEAVE BUY OUT	\$6,667	\$6,265	\$6,265	\$5,587	\$0	\$0	\$0
5043 - OTHER BENEFITS	\$0	\$0	\$16,352	\$16,351	\$0	\$0	\$0
5111 - CLOTHING	\$3,000	\$3,012	\$3,012	\$2,250	\$2,000	\$2,000	\$0
SALARIES & BENEFITS	\$506,017	\$581,843	\$581,843	\$418,361	\$484,066	\$484,066	\$0
5152 - WORKERS COMPENSATION	\$21,510	\$31,728	\$31,728	\$31,728	\$26,415	\$26,415	\$0
5155 - PUBLIC LIABILITY INSURANCE	\$2,820	\$3,058	\$3,058	\$3,058	\$3,680	\$3,680	\$0
INTERNAL CHARGES	\$24,331	\$34,786	\$34,786	\$34,786	\$30,095	\$30,095	\$0
TOTAL EXPENSES:	\$530,349	\$616,629	\$616,629	\$453,147	\$514,161	\$514,161	\$0
BUDGET UNIT: 022410 DISTRICT ATTORNEY - SAFETY	(\$482,259)	(\$583,629)	(\$583,629)	(\$440,315)	(\$481,161)	(\$481,161)	\$0

OES-VWAC 16-17 620416

DEPARTMENTAL FUNCTIONS

This budget unit is funded entirely by a Cal OES grant for the provision of services to victims and witnesses of crime. The grant allows the District Attorney's office to fund one (1) Victim Witness Coordinator at 100%, the Administrative Assistant to the DA at 20%, and one Legal Secretary III at 10%.

The program provides direct services to victims designed to reduce trauma related to being a victim, including referral to community-based resources, access to State Victims of Crime program compensation, orientation to the criminal justice system, court escort and support, case status updates, restitution assistance, victim impact statements, restraining order assistance, and other services mandated in the program guidelines.

MAJOR ACCOMPLISHMENTS IN FISCAL YEAR 2016-2017

- Continued to use volunteer resources.
- Took part in the case management system implementation to provide better victim services.
- Provided responsive services to victims of crime.
- Increased community outreach for Victims of Crime month in April, 2017.

GOALS FOR FISCAL YEAR 2017-2018

- Continue to provide excellent levels of service to those victimized by crime.
- Maximize coordination and elimination of duplication of efforts between DA Victim Services and other non-governmental organizations and service providers.

DEPARTMENTAL BUDGET REQUEST FOR FISCAL YEAR 2017-2018

The Department's Fiscal Year 2017-2018 Requested Budget represents an overall decrease of \$60,299 in expenditures, and a decrease of \$60,299 in revenues, when compared to the Fiscal Year 2016-2017 Board Approved Budget. As a result, the Requested Net County Cost is increased by \$0.

This calendar year, Cal OES is implementing a new grant funding cycle, so this budget represents only three (3) months of the budget year (July, 2017 - September, 2017); the remainder of the year is reflected in budget unit 620417.

Regardless, requested net county cost will always be zero because this unit will only expend grant funds and will not request any general fund revenue.

Personnel Costs decreased by \$67,593 compared to the Fiscal Year 2016-2017 Board Approved Budget, due to (see above). Budget is only for three months.

Revenues

4498 (STATE GRANTS) decreased by \$60,299: See above. Overall grant funding for the calendar year will remain the same.

Personnel

The Department's Requested Budget represents no change in the number of fulltime equivalent (FTE) positions that are supported by this budget.

No personnel changes are requested.

Services & Supplies

5122 (CELL PHONES) decreased by \$360: Partial year grant. No actual decrease; **5232** (OFFICE & OTHER EQUIP < \$5,000) increased by \$3,944: Directed by fiscal staff to move expenses from 5311 (general operating) to this code. In previous budgets had been reflected in 5311; **5265** (PROFESSIONAL & SPECIAL SERVICE) increased by \$308: Based on communication from state grant officials regarding anticipated revenues; **5311** (GENERAL OPERATING EXPENSE) increased by \$8,815: Based on communication from state grant officials regarding anticipated revenues. IF THE DA'S VICTIM WITNESS PROGRAM IS UNABLE TO SPEND THIS ENTIRE AMOUNT, THE REMAINING GRANT MONEY WILL BE RETURNED TO THE GRANT; **5331** (TRAVEL EXPENSE) decreased by \$1,700: Partial year grant. No actual decrease; **5351** (UTILITIES) increased by \$267: Share of new utility costs at Bishop office.

Support & Care of Persons

(There are no changes in this object category from the previous fiscal year.)

Fixed Assets

(There are no changes in this object category from the previous fiscal year.)

FISCAL YEAR 2017-2018 REDUCTION IMPACTS TO BASE BUDGET

This is entirely a grant funded unit and will have no impact on general fund programs. This program helps reduce general fund requirements for positions in the DA budget (Administrative Assistant and one Legal Secretary)

FISCAL YEAR 2017-2018 STATE/FEDERAL FUNDING SUMMARY

We have received no indication that any of the grant funding is at risk. This program routinely allocates more money to us than we request. Some funding is derived from federal sources, and with the new administration in Washington there is always some uncertainty, but this program has always enjoyed wide support from the law enforcement community. If, for some entirely unexpected reason grant funding were reduced or eliminated, the budget unit would be reduced or eliminated accordingly.

FISCAL YEAR 2017-2018 REGULATORY COMPLIANCE SUMMARY

None requested.

MAJOR POLICY CONSIDERATIONS BEING REQUESTED

There are no major policy considerations being requested at this time.

COUNTY OF INYO

BUD002A - BUDGET REQUESTS

RUNDATE: 06/30/2017 TODAY'S DATE: 08/18/2017

FOR FISCAL YEARS: 07/01/2015 - 06/30/18

	YTD ACTUALS 06/30/2016	BOARD APPROVED 06/30/2017	WORKING BUDGET 06/30/2017	YTD ACTUALS 06/30/2017	DEPT REQUESTED 06/30/2018	CAO RECOMM 06/30/2018	BOARD APPROVED 06/30/2018
BUDGET UNIT: 620416 OES-VWAC 16-17							
FUND: 6842 OES-VWAC 16-17							
REVENUES:							
4498 - STATE GRANTS	\$0	\$118,975	\$147,139	\$83,070	\$58,676	\$58,676	\$0
AID FROM OTHER GOVT AGENCIES	\$0	\$118,975	\$147,139	\$83,070	\$58,676	\$58,676	\$0
4961 - REIMBURSED EXPENSES	\$0	\$0	\$551	\$551	\$0	\$0	\$0
OTHER REVENUE	\$0	\$0	\$551	\$551	\$0	\$0	\$0
TOTAL REVENUES:	\$0	\$118,975	\$147,690	\$83,621	\$58,676	\$58,676	\$0
EXPENSES:							
5001 - SALARIED EMPLOYEES	\$206	\$64,779	\$64,779	\$65,225	\$17,575	\$17,575	\$0
5021 - RETIREMENT & SOCIAL SECURITY	\$16	\$5,223	\$5,223	\$5,221	\$1,413	\$1,413	\$0
5022 - PERS RETIREMENT	\$42	\$13,339	\$13,339	\$13,360	\$1,916	\$1,916	\$0
5024 - RETIREMENT-UNFUNDED LIAB	\$0	\$0	\$0	\$0	\$2,976	\$2,976	\$0
5031 - MEDICAL INSURANCE	\$0	\$6,062	\$5,165	\$5,196	\$1,366	\$1,366	\$0
5032 - DISABILITY INSURANCE	\$1	\$658	\$658	\$587	\$178	\$178	\$0
5034 - EDUCATION REIMBURSEMENT	\$0	\$350	\$350	\$0	\$0	\$0	\$0
5042 - SICK LEAVE BUY OUT	\$0	\$1,096	\$1,096	\$926	\$300	\$300	\$0
5043 - OTHER BENEFITS	\$8	\$2,410	\$2,961	\$2,930	\$600	\$600	\$0
SALARIES & BENEFITS	\$275	\$93,917	\$93,571	\$93,449	\$26,324	\$26,324	\$0
5122 - CELL PHONES	\$0	\$480	\$480	\$423	\$120	\$120	\$0
5232 - OFFICE & OTHER EQUIP < \$5,000	\$0	\$0	\$0	\$0	\$3,944	\$3,944	\$0
5265 - PROFESSIONAL & SPECIAL SERVICE	\$0	\$2,250	\$1,676	\$1,675	\$2,558	\$2,558	\$0
5311 - GENERAL OPERATING EXPENSE	\$0	\$9,427	\$14,960	\$12,721	\$18,242	\$18,242	\$0
5331 - TRAVEL EXPENSE	\$0	\$4,500	\$1,700	\$1,699	\$2,800	\$2,800	\$0
5351 - UTILITIES	\$0	\$0	\$0	\$0	\$267	\$267	\$0
SERVICES & SUPPLIES	\$0	\$16,657	\$18,816	\$16,520	\$27,931	\$27,931	\$0
5121 - INTERNAL CHARGES	\$0	\$700	\$700	\$523	\$175	\$175	\$0
5123 - TECH REFRESH EXPENSE	\$0	\$0	\$0	\$0	\$303	\$303	\$0
5129 - INTERNAL COPY CHARGES (NON-IS)	\$0	\$567	\$567	\$521	\$118	\$118	\$0
5152 - WORKERS COMPENSATION	\$0	\$799	\$799	\$799	\$274	\$274	\$0
5155 - PUBLIC LIABILITY INSURANCE	\$0	\$624	\$624	\$624	\$201	\$201	\$0

COUNTY OF INYO

BUD002A - BUDGET REQUESTS

RUNDATE: 06/30/2017 TODAY'S DATE: 08/18/2017

FOR FISCAL YEARS: 07/01/2015 - 06/30/18

	YTD ACTUALS 06/30/2016	BOARD APPROVED 06/30/2017	WORKING BUDGET 06/30/2017	YTD ACTUALS 06/30/2017	DEPT REQUESTED 06/30/2018	CAO RECOMM 06/30/2018	BOARD APPROVED 06/30/2018
5315 - COUNTY COST PLAN	\$0	\$4,511	\$4,511	\$4,511	\$2,150	\$2,150	\$0
5333 - MOTOR POOL	\$0	\$1,200	\$3,000	\$2,609	\$1,200	\$1,200	\$0
INTERNAL CHARGES	\$0	\$8,401	\$10,201	\$9,588	\$4,421	\$4,421	\$0
5655 - VEHICLES	\$0	\$0	\$25,102	\$25,101	\$0	\$0	\$0
FIXED ASSETS	\$0	\$0	\$25,102	\$25,101	\$0	\$0	\$0
TOTAL EXPENSES:	\$275	\$118,975	\$147,690	\$144,660	\$58,676	\$58,676	\$0
BUDGET UNIT: 620416 OES-VWAC 16-17	(\$275)	\$0	\$0	(\$61,038)	\$0	\$0	\$0

OES-VWAC 17-18 620417

DEPARTMENTAL FUNCTIONS

This budget unit is funded entirely by a Cal OES grant for the provision of services to victims and witnesses of crime. The grant allows the District Attorney's office to fund one (1) Victim Witness Coordinator at 100%, the Administrative Assistant to the DA at 20%, and one Legal Secretary III at 10%.

The program provides direct services to victims designed to reduce trauma related to being a victim, including referral to community-based resources, access to State Victims of Crime program compensation, orientation to the criminal justice system, court escort and support, case status updates, restitution assistance, victim impact statements, restraining order assistance, and other services mandated in the program guidelines.

MAJOR ACCOMPLISHMENTS IN FISCAL YEAR 2016-2017

- Continued to use volunteer resources.
- Took part in the case management system implementation to provide better victim services.
- Provided responsive services to victims of crime.
- Increased community outreach for Victims of Crime month in April, 2017.

GOALS FOR FISCAL YEAR 2017-2018

- Continue to provide excellent levels of service to those victimized by crime.
- Maximize coordination and elimination of duplication of efforts between DA Victim Services and other non-governmental organizations and service providers.

DEPARTMENTAL BUDGET REQUEST FOR FISCAL YEAR 2017-2018

The Department's Fiscal Year 2017-2018 Requested Budget represents an overall decrease of \$8,621 in expenditures, and a decrease of \$8,621 in revenues, when compared to the Fiscal Year 2016-2017 Board Approved Budget. As a result, the Requested Net County Cost is increased by \$0.

This calendar year, Cal OES is implementing a new grant funding cycle, so this budget represents only nine (9) months of the budget year (October, 2017 - June, 2018); the remainder is reflected in budget unit 620416.

Regardless, requested net county cost will always be zero because this unit will only expend grant funds and will not request any general fund revenue.

Personnel Costs decreased by \$14,592 compared to the Fiscal Year 2016-2017 Board Approved Budget, due to (see above). Budget is only for nine months.

Revenues

4498 (STATE GRANTS) decreased by \$8,621: See above. Overall grant funding for the calendar year will remain the same.

Personnel

The Department's Requested Budget represents no change in the number of fulltime equivalent (FTE) positions that are supported by this budget.

No personnel changes are requested.

Services & Supplies

5122 (CELL PHONES) decreased by \$120: Partial year grant. No actual decrease; **5265** (PROFESSIONAL & SPECIAL SERVICE) decreased by \$325: Partial year grant. No actual decrease; **5311** (GENERAL OPERATING EXPENSE) increased by \$1,543: Based on communication from state grant officials regarding anticipated revenues; **5351** (UTILITIES) increased by \$801: Share of new utility costs at Bishop office.

Support & Care of Persons

(There are no changes in this object category from the previous fiscal year.)

Fixed Assets

(There are no changes in this object category from the previous fiscal year.)

FISCAL YEAR 2017-2018 REDUCTION IMPACTS TO BASE BUDGET

This is entirely a grant funded unit and will have no impact on general fund programs. This program helps reduce general fund requirements for positions in the DA budget (Administrative Assistant and one Legal Secretary)

FISCAL YEAR 2017-2018 STATE/FEDERAL FUNDING SUMMARY

We have received no indication that any of the grant funding is at risk. This program routinely allocates more money to us than we request. Some funding is derived from federal sources, and with the new administration in Washington there is always some uncertainty, but this program has always enjoyed wide support from the law enforcement community. If, for some entirely unexpected reason grant funding were reduced or eliminated, the budget unit would be reduced or eliminated accordingly.

FISCAL YEAR 2017-2018 REGULATORY COMPLIANCE SUMMARY

None requested.

MAJOR POLICY CONSIDERATIONS BEING REQUESTED

There are no major policy considerations being requested at this time.

COUNTY OF INYO

BUD002A - BUDGET REQUESTS

RUNDATE: 06/30/2017 TODAY'S DATE: 08/18/2017

FOR FISCAL YEARS: 07/01/2015 - 06/30/18

	YTD ACTUALS 06/30/2016	BOARD APPROVED 06/30/2017	WORKING BUDGET 06/30/2017	YTD ACTUALS 06/30/2017	DEPT REQUESTED 06/30/2018	CAO RECOMM 06/30/2018	BOARD APPROVED 06/30/2018
BUDGET UNIT: 620417 OES-VWAC 17-18							
FUND: 6849 OES-VWAC 17-18							
REVENUES:							
4498 - STATE GRANTS	\$0	\$0	\$0	\$0	\$110,354	\$110,354	\$0
AID FROM OTHER GOVT AGENCIES	\$0	\$0	\$0	\$0	\$110,354	\$110,354	\$0
TOTAL REVENUES:	\$0	\$0	\$0	\$0	\$110,354	\$110,354	\$0
EXPENSES:							
5001 - SALARIED EMPLOYEES	\$0	\$0	\$0	\$0	\$52,726	\$52,726	\$0
5021 - RETIREMENT & SOCIAL SECURITY	\$0	\$0	\$0	\$0	\$4,240	\$4,240	\$0
5022 - PERS RETIREMENT	\$0	\$0	\$0	\$0	\$5,750	\$5,750	\$0
5024 - RETIREMENT-UNFUNDED LIAB	\$0	\$0	\$0	\$0	\$8,926	\$8,926	\$0
5031 - MEDICAL INSURANCE	\$0	\$0	\$0	\$0	\$4,098	\$4,098	\$0
5032 - DISABILITY INSURANCE	\$0	\$0	\$0	\$0	\$536	\$536	\$0
5034 - EDUCATION REIMBURSEMENT	\$0	\$0	\$0	\$0	\$350	\$350	\$0
5042 - SICK LEAVE BUY OUT	\$0	\$0	\$0	\$0	\$899	\$899	\$0
5043 - OTHER BENEFITS	\$0	\$0	\$0	\$0	\$1,800	\$1,800	\$0
SALARIES & BENEFITS	\$0	\$0	\$0	\$0	\$79,325	\$79,325	\$0
5122 - CELL PHONES	\$0	\$0	\$0	\$0	\$360	\$360	\$0
5265 - PROFESSIONAL & SPECIAL SERVICE	\$0	\$0	\$0	\$0	\$1,925	\$1,925	\$0
5311 - GENERAL OPERATING EXPENSE	\$0	\$0	\$0	\$0	\$10,970	\$10,970	\$0
5331 - TRAVEL EXPENSE	\$0	\$0	\$0	\$0	\$4,500	\$4,500	\$0
5351 - UTILITIES	\$0	\$0	\$0	\$0	\$801	\$801	\$0
SERVICES & SUPPLIES	\$0	\$0	\$0	\$0	\$18,556	\$18,556	\$0
5121 - INTERNAL CHARGES	\$0	\$0	\$0	\$0	\$525	\$525	\$0
5123 - TECH REFRESH EXPENSE	\$0	\$0	\$0	\$0	\$908	\$908	\$0
5129 - INTERNAL COPY CHARGES (NON-IS)	\$0	\$0	\$0	\$0	\$352	\$352	\$0
5152 - WORKERS COMPENSATION	\$0	\$0	\$0	\$0	\$823	\$823	\$0
5155 - PUBLIC LIABILITY INSURANCE	\$0	\$0	\$0	\$0	\$604	\$604	\$0
5315 - COUNTY COST PLAN	\$0	\$0	\$0	\$0	\$6,448	\$6,448	\$0
5333 - MOTOR POOL	\$0	\$0	\$0	\$0	\$2,813	\$2,813	\$0
INTERNAL CHARGES	\$0	\$0	\$0	\$0	\$12,473	\$12,473	\$0

COUNTY OF INYO

BUD002A - BUDGET REQUESTS

RUNDATE: 06/30/2017 TODAY'S DATE: 08/18/2017

FOR FISCAL YEARS: 07/01/2015 - 06/30/18

	YTD ACTUALS 06/30/2016	BOARD APPROVED 06/30/2017	WORKING BUDGET 06/30/2017	YTD ACTUALS 06/30/2017	DEPT REQUESTED 06/30/2018	CAO RECOMM 06/30/2018	BOARD APPROVED 06/30/2018
TOTAL EXPENSES:	\$0	\$0	\$0	\$0	\$110,354	\$110,354	\$0
BUDGET UNIT: 620417 OES-VWAC 17-18	\$0	\$0	\$0	\$0	\$0	\$0	\$0

COUNTY COUNSEL

010700

DEPARTMENTAL FUNCTIONS

The County Counsel's Office provides legal representation and advice to the Board of Supervisors, County officers, departments, commissions and other entities within County government. Legal services are also provided to some special districts and other entities outside County government on a cost-recovery or courtesy basis. The department provides services internally to county staff and does not generally provide direct public services.

MAJOR ACCOMPLISHMENTS IN FISCAL YEAR 2016-2017

- The County Counsel's Office primarily supports and assists other departments in accomplishing their projects. Thus, our "accomplishments" are not exclusively our own department's projects, but rather are other departments' projects with respect to which we expect to play a significant role
- Represented the County in court and administrative proceedings and participated in labor negotiations
- Assisted with lease for consolidated office building and preparation of bid documents, RFP's, RFQ's and contracts for public facilities projects
- Represented County departments in child dependency, conservatorships, code enforcement, and tax collection matters
- Provided advice and assistance to staff and board members on various matters, including water-related and/or LADWP matters

GOALS FOR FISCAL YEAR 2017-2018

- As mentioned above under "major accomplishments," the County Counsel's Office primarily supports and assists other departments in accomplishing their projects. Thus, our "goals and objectives" are not exclusively our own department's projects, but rather are other department's projects with respect to which we expect to play a significant role
- Continue to provide a high level of support, assistance, and representation to Board of Supervisors, County departments, commissions, boards, officers and other local entities where authorized
- Continue to assist with lease for consolidated office building and preparation of bid documents, RFP's, RFQ's and contracts for public facilities projects
- Continue to represent County departments in child dependency, conservatorships, code enforcement, and tax collection matters
- Continue to assist CAO, Water Department, and others in various water-related and/or LADWP matters

DEPARTMENTAL BUDGET REQUEST FOR FISCAL YEAR 2017-2018

The Department's Fiscal Year 2017-2018 Requested Budget represents an overall increase of \$10,640 in expenditures, and an increase of \$1,252 in revenues, when compared to the Fiscal Year 2016-2017 Board Approved Budget. As a result, the Requested Net County Cost is increased by \$9,388.

Total expenditures increased due to certain cost increases outside the control of the Office (e.g. Public Liability Insurance & Unfunded Liability costs). We reduced other expenditures where feasible, and anticipate an increase in revenues. Nevertheless, we were unable to avoid an increase in Net County Cost.

Personnel Costs decreased by \$85 compared to the Fiscal Year 2016-2017 Board Approved Budget, due to Personnel Costs did not actually decrease. While turnover in the Office resulted in a short-term lower base salary total for the Office, overall Personnel Costs substantially increased primarily due to unfunded liability costs and other items outside of the Office's control.

Revenues

4631 (COUNTY COUNSEL FEES) increased by \$2,202: Increase reflects anticipated recovery from ongoing cases for Legal Services for Public Guardian and Public Administrator. Prior County Counsel did not seek to recover attorney costs as permitted by law; **4819** (SERVICES & FEES) increased by \$250: Increase for Yucca Mt. legal matters; **4821** (INTRA COUNTY CHARGES) increased by \$0: Designated for other revenue producing projects for Planning; **4824** (INTER GOVERNMENT CHARGES) decreased by \$1,200: LTC revenues decreased based on historical actuals.

Personnel

The Department's Requested Budget represents no change in the number of fulltime equivalent (FTE) positions that are supported by this budget.

There are no changes to FTE's

Services & Supplies

5232 (OFFICE & OTHER EQUIP < \$5,000) decreased by \$400: Last year's furniture purchases were one-time costs resulting from the physical re-structure of the Bishop Office; **5265** (PROFESSIONAL & SPECIAL SERVICE) decreased by \$1,000: Decrease to budget for misc. litigation / professional services costs. May require mid-year budget adjustment depending on actual litigation expenses; **5281** (RENTS & LEASES-EQUIPMENT) increased by \$219: Yearly contract increase. 3rd and last year of contract for WestNext legal research by attorneys, encumbered balance; **5311** (GENERAL OPERATING EXPENSE) decreased by \$83: Office plans to reduce purchases for office supplies; **5351** (UTILITIES) decreased by \$500: One-time phone purchases in 16/17 budget.

Support & Care of Persons

(There are no changes in this object category from the previous fiscal year.)

Fixed Assets

(There are no changes in this object category from the previous fiscal year.)

FISCAL YEAR 2017-2018 REDUCTION IMPACTS TO BASE BUDGET

As noted above, total expenditures increased due to certain cost increases outside the control of the Office (e.g. Public Liability Insurance & Unfunded Liability costs). We reduced other expenditures where feasible, and anticipate an increase in revenues. Nevertheless, we were unable to avoid an increase in Net County Cost.

FISCAL YEAR 2017-2018 STATE/FEDERAL FUNDING SUMMARY

N/A

FISCAL YEAR 2017-2018 REGULATORY COMPLIANCE SUMMARY

N/A

MAJOR POLICY CONSIDERATIONS BEING REQUESTED

The Office of County Counsel has no major policy considerations being requested at this time.

COUNTY OF INYO

BUD002A - BUDGET REQUESTS

RUNDATE: 06/30/2017 TODAY'S DATE: 08/18/2017

FOR FISCAL YEARS: 07/01/2015 - 06/30/18

	YTD ACTUALS 06/30/2016	BOARD APPROVED 06/30/2017	WORKING BUDGET 06/30/2017	YTD ACTUALS 06/30/2017	DEPT REQUESTED 06/30/2018	CAO RECOMM 06/30/2018	BOARD APPROVED 06/30/2018
BUDGET UNIT: 010700 COUNTY COUNSEL							
FUND: 0001 GENERAL FUND							
REVENUES:							
4631 - COUNTY COUNSEL FEES	\$807	\$150	\$150	\$1,856	\$2,352	\$2,352	\$0
4682 - ESTATE FEES	\$11,403	\$0	\$0	\$0	\$0	\$0	\$0
4819 - SERVICES & FEES	\$22,904	\$26,220	\$26,220	\$26,611	\$26,470	\$26,470	\$0
4821 - INTRA COUNTY CHARGES	\$79,879	\$87,000	\$87,000	\$84,205	\$87,000	\$87,000	\$0
4824 - INTER GOVERNMENT CHARGES	\$2,897	\$2,000	\$800	\$643	\$800	\$800	\$0
CHARGES FOR CURRENT SERVICES	\$117,892	\$115,370	\$114,170	\$113,318	\$116,622	\$116,622	\$0
4999 - PRIOR YEARS REIMBURSEMENTS	\$148	\$0	\$0	\$0	\$0	\$0	\$0
OTHER REVENUE	\$148	\$0	\$0	\$0	\$0	\$0	\$0
TOTAL REVENUES:	\$118,040	\$115,370	\$114,170	\$113,318	\$116,622	\$116,622	\$0
EXPENSES:							
5001 - SALARIED EMPLOYEES	\$379,920	\$450,414	\$446,928	\$423,856	\$451,014	\$454,893	\$0
5021 - RETIREMENT & SOCIAL SECURITY	\$26,533	\$30,630	\$30,630	\$29,119	\$31,397	\$31,468	\$0
5022 - PERS RETIREMENT	\$90,338	\$113,925	\$113,925	\$111,701	\$75,730	\$75,980	\$0
5024 - RETIREMENT-UNFUNDED LIAB	\$0	\$0	\$0	\$0	\$36,622	\$36,622	\$0
5031 - MEDICAL INSURANCE	\$33,379	\$40,857	\$40,857	\$38,305	\$42,303	\$42,303	\$0
5032 - DISABILITY INSURANCE	\$2,457	\$3,632	\$3,632	\$3,225	\$3,666	\$3,675	\$0
5042 - SICK LEAVE BUY OUT	\$1,331	\$1,331	\$3,695	\$3,694	\$0	\$0	\$0
5043 - OTHER BENEFITS	\$14,837	\$7,228	\$8,350	\$8,658	\$7,200	\$7,200	\$0
SALARIES & BENEFITS	\$548,798	\$648,017	\$648,017	\$618,561	\$647,932	\$652,141	\$0
5171 - MAINTENANCE OF EQUIPMENT	\$0	\$200	\$0	\$0	\$200	\$200	\$0
5232 - OFFICE & OTHER EQUIP < \$5,000	\$6,394	\$1,500	\$848	\$789	\$1,100	\$1,100	\$0
5265 - PROFESSIONAL & SPECIAL SERVICE	\$9,060	\$31,000	\$29,765	\$3,061	\$30,000	\$30,000	\$0
5281 - RENTS & LEASES-EQUIPMENT	\$11,669	\$15,278	\$15,733	\$11,544	\$15,497	\$15,497	\$0
5311 - GENERAL OPERATING EXPENSE	\$17,544	\$15,396	\$15,396	\$15,220	\$15,313	\$15,313	\$0
5331 - TRAVEL EXPENSE	\$9,974	\$14,513	\$14,513	\$11,790	\$14,513	\$14,513	\$0
5351 - UTILITIES	\$1,224	\$1,500	\$2,259	\$1,868	\$1,000	\$1,000	\$0
SERVICES & SUPPLIES	\$55,867	\$79,387	\$78,514	\$44,275	\$77,623	\$77,623	\$0
5121 - INTERNAL CHARGES	\$0	\$100	\$100	\$0	\$100	\$100	\$0

COUNTY OF INYO

BUD002A - BUDGET REQUESTS

RUNDATE: 06/30/2017 TODAY'S DATE: 08/18/2017

FOR FISCAL YEARS: 07/01/2015 - 06/30/18

	YTD ACTUALS 06/30/2016	BOARD APPROVED 06/30/2017	WORKING BUDGET 06/30/2017	YTD ACTUALS 06/30/2017	DEPT REQUESTED 06/30/2018	CAO RECOMM 06/30/2018	BOARD APPROVED 06/30/2018
5123 - TECH REFRESH EXPENSE	\$2,540	\$2,955	\$2,955	\$2,955	\$3,944	\$3,944	\$0
5128 - INTERNAL SHREDDING CHARGES	\$446	\$403	\$531	\$531	\$550	\$550	\$0
5129 - INTERNAL COPY CHARGES (NON-IS)	\$1,948	\$2,232	\$2,232	\$1,955	\$1,485	\$1,485	\$0
5152 - WORKERS COMPENSATION	\$5,508	\$5,446	\$5,446	\$5,446	\$7,137	\$7,137	\$0
5155 - PUBLIC LIABILITY INSURANCE	\$3,630	\$5,191	\$5,191	\$5,190	\$15,600	\$15,600	\$0
5333 - MOTOR POOL	\$11,975	\$15,000	\$15,000	\$16,572	\$15,000	\$15,000	\$0
INTERNAL CHARGES	\$26,048	\$31,327	\$31,455	\$32,650	\$43,816	\$43,816	\$0
TOTAL EXPENSES:	\$630,714	\$758,731	\$757,986	\$695,488	\$769,371	\$773,580	\$0
BUDGET UNIT: 010700 COUNTY COUNSEL	(\$512,673)	(\$643,361)	(\$643,816)	(\$582,170)	(\$652,749)	(\$656,958)	\$0

COUNTY CLERK - GENERAL

010300

DEPARTMENTAL FUNCTIONS

The County Clerk-Recorder Department delivers services to people at a multitude of important junctures of life and has organized programs to meet those demands and mandated responsibilities. The Clerk-Recorders office consists of two departments: County Clerk and Recorder. Each of these departments has very distinct and unique legal mandates and duties.

County Clerk Division - Files/registers Fictitious Business Names Statements, Notary Public Oaths/Bonds, Process Server Oaths/Bonds, Unlawful Detainer Assistant Oaths/Bonds, Legal Document Assistant Oath/Bonds, Professional Photocopiers Oaths/Bonds, Loyalty Oaths for County Employees, Environmental Documents required by CEQA, Power of Attorney for Admitted Sureties, Disclosures required by County Ordinance, Grand Jury Reports, and other public notices. As Commission of Civil Marriages, the County Clerk also issues Marriage Licenses, performs and deputizes citizens to perform civil marriage ceremonies.

County Recorder Division - Reviews documents and maps presented for sufficiency and recordability, calculates the amount of fees and taxes due and once recorded maintains the records permanently; Provides facilities for public research and copies as requested. As the Registrar of Vital Statistics, the Recorder examines birth, death and marriage certificates when delivered, scans and indexes same, and provides certified copies to the public upon request as allowed by law. The Recorder also inventories and tracks banknote paper utilized in the issuance of Vital Statistics documents.

MAJOR ACCOMPLISHMENTS IN FISCAL YEAR 2016-2017

- Adopted an Ordinance to Establish, Increase and Decrease Fees in the offices of Clerk/Recorder & Registrar of Voters
- Provided training to District Secretaries of 17 Special Districts and six School Districts

GOALS FOR FISCAL YEAR 2017-2018

- Streamline the Fictitious Business Name Statement filing process electronically

DEPARTMENTAL BUDGET REQUEST FOR FISCAL YEAR 2017-2018

The Department's Fiscal Year 2017-2018 Requested Budget represents an overall increase of \$43,230 in expenditures, and an increase of \$2,500 in revenues, when compared to the Fiscal Year 2016-2017 Board Approved Budget. As a result, the Requested Net County Cost is increased by \$40,730.

This budget is increasing expenditures in salaries and benefits by a total of \$41,199. The elections budget 011000, will be decreasing by a total of \$21,305 in salaries and benefits to more accurately reflect the time spent dedicated to each department with the existing shared positions. Many of the additional expenses in the salaries and benefits Object Category are due to negotiated increases beyond the control of the department. There is also an increase of \$1,831 in internal charges beyond the control of the department.

There is a decrease of \$300 or 14% in the Services & Supplies Object Category.

The additional \$2,500 in revenues is due to the Board of Supervisors approved increase in fees initiated by the department and adopted via Ordinance, effective as of May 11, 2017.

Personnel Costs increased by \$41,199 compared to the Fiscal Year 2016-2017 Board Approved Budget, due to changing the percentage of the shared Office Clerk between this budget and the elections budget 011000. In addition, this budget request includes a request to re-class the Office Clerk position to an Office Technician to more accurately compensate the position for the duties required, such as learning six different software programs, working with confidential information and making decisions that can adversely affect land and voting rights of Inyo County citizens.

Revenues

4176 (LICENSES) increased by \$2,500: The additional \$2,500 in revenues is due to the Board of Supervisors approved increase in fees adopted via Ordinance and effective as of May 11, 2017.

Personnel

The Department's Requested Budget represents no change in the number of fulltime equivalent (FTE) positions that are supported by this budget.

This budget is increasing expenditures in salaries and benefits by a total of \$41,199. The elections budget 011000, will be decreasing by a total of \$21,305 in salaries and benefits to more accurately reflect the time spent dedicated to each department with the existing shared positions.

In addition, this budget request includes a request to re-class the Office Clerk position to an Office Technician to more accurately compensate the position for the duties required, such as learning six different software programs, working with confidential information and making decisions that can adversely affect land and voting rights of Inyo County citizens.

Services & Supplies

5260 (HEALTH - EMPLOYEE PHYSICALS) increased by \$200: There will be a vacancy in the Clerk/Recorder's office as of May 15, 2017. Filling the position will require payment of an employee physical from the department.

Support & Care of Persons

(There are no changes in this object category from the previous fiscal year.)

Fixed Assets

(There are no changes in this object category from the previous fiscal year.)

FISCAL YEAR 2017-2018 REDUCTION IMPACTS TO BASE BUDGET

As in years past, this office encourages fiscal responsibility within the department. County staff continues to operate with a bare bones budget and looks for ways to cut spending where possible.

FISCAL YEAR 2017-2018 STATE/FEDERAL FUNDING SUMMARY

There are no State-derived revenues included in this budget

FISCAL YEAR 2017-2018 REGULATORY COMPLIANCE SUMMARY

All functions performed by the department are to comply with regulations required by state law.

MAJOR POLICY CONSIDERATIONS BEING REQUESTED

The recording software system will no longer be supported at the end of the current contract. In addition, the elections department (011000) will need to replace its existing voting system. Resources within this budget will be focused on supporting the transition to a new recording software and new voting system by 2020.

COUNTY OF INYO

BUD002A - BUDGET REQUESTS

RUNDATE: 06/30/2017 TODAY'S DATE: 08/18/2017

FOR FISCAL YEARS: 07/01/2015 - 06/30/18

	YTD ACTUALS 06/30/2016	BOARD APPROVED 06/30/2017	WORKING BUDGET 06/30/2017	YTD ACTUALS 06/30/2017	DEPT REQUESTED 06/30/2018	CAO RECOMM 06/30/2018	BOARD APPROVED 06/30/2018
BUDGET UNIT: 010300 COUNTY CLERK - GENERAL							
FUND: 0001 GENERAL FUND							
REVENUES:							
4082 - REAL PROPERTY TRANSFER TAX	\$73,450	\$57,000	\$57,000	\$88,032	\$57,000	\$61,000	\$0
TAXES - OTHER	\$73,450	\$57,000	\$57,000	\$88,032	\$57,000	\$61,000	\$0
4176 - LICENSES	\$4,157	\$4,000	\$4,000	\$4,674	\$6,500	\$6,500	\$0
LICENSES & PERMITS	\$4,157	\$4,000	\$4,000	\$4,674	\$6,500	\$6,500	\$0
4672 - CLERK FEES	\$325	\$350	\$350	\$1,141	\$350	\$350	\$0
4702 - RECORDING FEES	\$58,175	\$55,000	\$55,000	\$78,986	\$55,000	\$58,000	\$0
CHARGES FOR CURRENT SERVICES	\$58,500	\$55,350	\$55,350	\$80,127	\$55,350	\$58,350	\$0
TOTAL REVENUES:	\$136,108	\$116,350	\$116,350	\$172,833	\$118,850	\$125,850	\$0
EXPENSES:							
5001 - SALARIED EMPLOYEES	\$148,958	\$149,886	\$166,386	\$163,972	\$176,022	\$176,022	\$0
5003 - OVERTIME	\$22	\$690	\$690	\$302	\$1,517	\$1,517	\$0
5012 - PART TIME EMPLOYEES	\$6,505	\$0	\$0	\$0	\$0	\$0	\$0
5021 - RETIREMENT & SOCIAL SECURITY	\$11,488	\$11,601	\$12,251	\$12,045	\$13,627	\$13,627	\$0
5022 - PERS RETIREMENT	\$37,018	\$39,358	\$42,258	\$41,815	\$27,018	\$27,018	\$0
5024 - RETIREMENT-UNFUNDED LIAB	\$0	\$0	\$0	\$0	\$22,614	\$22,614	\$0
5031 - MEDICAL INSURANCE	\$30,838	\$36,264	\$36,764	\$36,270	\$38,423	\$38,423	\$0
5032 - DISABILITY INSURANCE	\$683	\$774	\$824	\$769	\$1,021	\$1,021	\$0
5042 - SICK LEAVE BUY OUT	\$1,070	\$1,071	\$1,071	\$1,070	\$601	\$601	\$0
5043 - OTHER BENEFITS	\$296	\$0	\$0	\$0	\$0	\$0	\$0
SALARIES & BENEFITS	\$236,881	\$239,644	\$260,244	\$256,248	\$280,843	\$280,843	\$0
5260 - HEALTH - EMPLOYEE PHYSICALS	\$0	\$0	\$0	\$0	\$200	\$200	\$0
5265 - PROFESSIONAL & SPECIAL SERVICE	\$235	\$0	\$0	\$0	\$0	\$0	\$0
5311 - GENERAL OPERATING EXPENSE	\$878	\$1,000	\$1,000	\$757	\$1,000	\$1,000	\$0
5331 - TRAVEL EXPENSE	\$1,129	\$1,500	\$1,500	\$917	\$1,500	\$1,500	\$0
SERVICES & SUPPLIES	\$2,243	\$2,500	\$2,500	\$1,675	\$2,700	\$2,700	\$0
5123 - TECH REFRESH EXPENSE	\$1,424	\$2,855	\$2,855	\$2,855	\$3,694	\$3,694	\$0
5128 - INTERNAL SHREDDING CHARGES	\$41	\$37	\$37	\$37	\$40	\$40	\$0

COUNTY OF INYO

BUD002A - BUDGET REQUESTS

RUNDATE: 06/30/2017 TODAY'S DATE: 08/18/2017

FOR FISCAL YEARS: 07/01/2015 - 06/30/18

	YTD ACTUALS 06/30/2016	BOARD APPROVED 06/30/2017	WORKING BUDGET 06/30/2017	YTD ACTUALS 06/30/2017	DEPT REQUESTED 06/30/2018	CAO RECOMM 06/30/2018	BOARD APPROVED 06/30/2018
5129 - INTERNAL COPY CHARGES (NON-IS)	\$1,154	\$1,155	\$1,155	\$1,639	\$1,271	\$1,271	\$0
5152 - WORKERS COMPENSATION	\$2,726	\$2,258	\$2,258	\$2,258	\$2,834	\$2,834	\$0
5155 - PUBLIC LIABILITY INSURANCE	\$1,797	\$1,762	\$1,762	\$1,761	\$2,079	\$2,079	\$0
5333 - MOTOR POOL	\$246	\$420	\$420	\$0	\$400	\$400	\$0
INTERNAL CHARGES	\$7,388	\$8,487	\$8,487	\$8,550	\$10,318	\$10,318	\$0
TOTAL EXPENSES:	\$246,513	\$250,631	\$271,231	\$266,474	\$293,861	\$293,861	\$0
BUDGET UNIT: 010300 COUNTY CLERK - GENERAL	(\$110,405)	(\$134,281)	(\$154,881)	(\$93,641)	(\$175,011)	(\$168,011)	\$0

ELECTIONS

011000

DEPARTMENTAL FUNCTIONS

The County Clerk-Recorder is an elected official and serves as the Registrar of Voters for the County. The responsibilities of the Elections Division of the Clerk-Recorder Department include administering and conducting all federal, state, county, school and special district elections in Inyo County; promoting and encouraging voter registration; processing and certifying initiative referendum, recall and candidate nomination petitions; providing vote-by-mail balloting services; procure the use of polling places that are accessible to the elderly and disabled voters; recruiting, appointing and training poll workers; programming/testing ballot counting systems; provide advice and assistance to governmental entities and individuals regarding election processes; tallying/certifying election ballots; conducting the official canvass of the vote and recounts thereof; and maintain records and indices for public use. The County Clerk-Recorder is also the official filing officer for campaign disclosures and statements of economic interests as required by state and local laws.

MAJOR ACCOMPLISHMENTS IN FISCAL YEAR 2016-2017

- Conducted the November 8, 2016 Presidential General Election. This election included the office of President, US Senate, 8th Congressional, 26th Assembly, all statewide measures, City Council, School Boards, Hospital Boards and Inyo-Mono Resource Conservation District
- Adopted an Ordinance to Establish, Increase and Decrease Fees in the offices of Clerk/Recorder & Registrar of Voters
- Conducted Candidate Filing trainings for 17 Special Districts and six School Districts

GOALS FOR FISCAL YEAR 2017-2018

- Conduct the November 7, 2017 UDEL election. This election includes all community services districts, sanitary districts, and fire districts in Inyo County.
- Conduct the June 2018 Direct Primary Election. This election will include all statewide constitutional offices, US Senate, the 8th Congressional, the 26th Assembly, Supervisors, all County Elected Department Heads and Board of Education races.
- Conduct a possible special election for the Southern Inyo Healthcare District
- Assist 17 Special Districts to migrate to odd-year elections in compliance with SB 415

DEPARTMENTAL BUDGET REQUEST FOR FISCAL YEAR 2017-2018

The Department's Fiscal Year 2017-2018 Requested Budget represents an overall increase of \$76,937 in expenditures, and an increase of \$19,150 in revenues, when compared to the Fiscal Year 2016-2017 Board Approved Budget. As a result, the Requested Net County Cost is increased by \$57,787.

Most of the increase in this budget is attributable to the purchase/lease of a new voting system, estimated as an initial payment of \$85,000 for the FY 2017-2018. If you deduct the payment of \$85,000 from the elections budget, the departmental budget request would actually result in a decrease of \$27,213 to Net County Cost.

There is an increase of \$19,150 in revenues due to the reimbursement of a possible special election and increases in filing fees for local County Elected Department Head candidate positions.

There is also an increase of \$1,142 in Internal Charges, which are beyond the control of the department.

Personnel Costs decreased by \$21,305 compared to the Fiscal Year 2016-2017 Board Approved Budget, due to reallocation of the percentages of a shared position between this budget and the County Clerk (010300) budget to more accurately reflect the time spent dedicated to each department.

Revenues

4621 (DISTRICT ELECTIONS) increased by \$15,000: There will likely be a special election in the Southern Inyo Healthcare District. The entire cost of District special elections are billed to the District; **4622** (CANDIDATE STATEMENTS) increased by \$650: There are several local offices up for election in June 2018. It is likely that at least two candidates will pay for a Statement of Qualifications in the Sample Ballot Booklet. This cost is billable to the candidate; **4623** (ELECTION FILING FEES) increased by \$3,500: There will be several local offices up for election in June 2018. It will require payment of 1% of the base salary to run for these offices.

Personnel

The Department's Requested Budget represents no change in the number of fulltime equivalent (FTE) positions that are supported by this budget.

This budget request includes a request to re-class the Office Clerk position to an Office Technician to more accurately compensate the position for duties required, such as learning six different software programs, working with confidential information and making decisions that can adversely affect land and voting rights of Inyo County citizens.

Services & Supplies

5171 (MAINTENANCE OF EQUIPMENT) increased by \$4,000: Due to the age of the existing voting equipment, it is contemplated that some of the parts will need to be replaced and that other maintenance of equipment may be necessary to use the equipment in 2018; **5232** (OFFICE & OTHER EQUIP < \$5,000) decreased by \$5,000: No new office equipment needs are contemplated in the FY 2017-18 budget; **5263** (ADVERTISING) increased by \$600: With the possibility of a special election in FY 2017-2018, this Object Code will need to be increased to cover additional legal notices as required by statute. Any additional costs would be billable to the District; **5265** (PROFESSIONAL & SPECIAL SERVICE) increased by \$85,000: The election voting system is at or near its end of life. An initial payment for purchase/lease is contemplated in this budget; **5311** (GENERAL OPERATING EXPENSE) increased by \$1,500: Software costs for existing voting system and election management vendors will increase slightly as per Board approved contracts; **5316** (ELECTION EXPENSE) increased by \$11,000: A possible special election will be conducted in FY 2017-18. All increased costs associated with special elections will be billable to the District.

Support & Care of Persons

(There are no changes in this object category from the previous fiscal year.)

Fixed Assets

(There are no changes in this object category from the previous fiscal year.)

FISCAL YEAR 2017-2018 REDUCTION IMPACTS TO BASE BUDGET

As in years past, this office encourages fiscal responsibility within the department. County staff continues to operate with a bare bones budget and looks for ways to cut spending where possible.

FISCAL YEAR 2017-2018 STATE/FEDERAL FUNDING SUMMARY

This budget does not include revenues from reimbursable federal and state mandates. If the legislature continues to suspend all mandates as it has in the past, it is likely that this budget would not realize an estimated \$1,000 in revenues for reimbursable mandated voter registration activities in FY 2017-2018.

FISCAL YEAR 2017-2018 REGULATORY COMPLIANCE SUMMARY

All functions performed by the department are to comply with regulations required by state law.

MAJOR POLICY CONSIDERATIONS BEING REQUESTED

The current voting system will need replacement by 2020. Resources within this budget will be focused on supporting the transition to a new voting system.

COUNTY OF INYO

BUD002A - BUDGET REQUESTS

RUNDATE: 06/30/2017 TODAY'S DATE: 08/18/2017

FOR FISCAL YEARS: 07/01/2015 - 06/30/18

	YTD ACTUALS 06/30/2016	BOARD APPROVED 06/30/2017	WORKING BUDGET 06/30/2017	YTD ACTUALS 06/30/2017	DEPT REQUESTED 06/30/2018	CAO RECOMM 06/30/2018	BOARD APPROVED 06/30/2018
BUDGET UNIT: 011000 ELECTIONS							
FUND: 0001 GENERAL FUND							
REVENUES:							
4498 - STATE GRANTS	\$9,500	\$0	\$0	\$0	\$0	\$0	\$0
AID FROM OTHER GOVT AGENCIES	\$9,500	\$0	\$0	\$0	\$0	\$0	\$0
4621 - DISTRICT ELECTIONS	\$0	\$500	\$500	\$6,349	\$15,500	\$15,500	\$0
4622 - CANDIDATE STATEMENTS	\$2,250	\$650	\$650	\$4,350	\$1,300	\$1,300	\$0
4623 - ELECTION FILING FEES	\$3,277	\$0	\$0	\$0	\$3,500	\$3,500	\$0
4624 - MISCELLANEOUS ELECTION SERVICE	\$505	\$0	\$0	\$384	\$0	\$0	\$0
CHARGES FOR CURRENT SERVICES	\$6,033	\$1,150	\$1,150	\$11,084	\$20,300	\$20,300	\$0
4961 - REIMBURSED EXPENSES	\$203	\$0	\$0	\$823	\$0	\$0	\$0
4999 - PRIOR YEARS REIMBURSEMENTS	\$0	\$0	\$0	\$1,574	\$0	\$0	\$0
OTHER REVENUE	\$203	\$0	\$0	\$2,398	\$0	\$0	\$0
TOTAL REVENUES:	\$15,736	\$1,150	\$1,150	\$13,482	\$20,300	\$20,300	\$0
EXPENSES:							
5001 - SALARIED EMPLOYEES	\$75,612	\$103,293	\$86,793	\$85,235	\$91,881	\$91,881	\$0
5003 - OVERTIME	\$666	\$2,070	\$1,870	\$734	\$1,669	\$850	\$0
5012 - PART TIME EMPLOYEES	\$0	\$0	\$200	\$148	\$0	\$0	\$0
5021 - RETIREMENT & SOCIAL SECURITY	\$5,613	\$8,088	\$7,438	\$6,223	\$7,172	\$7,172	\$0
5022 - PERS RETIREMENT	\$19,101	\$25,378	\$22,478	\$22,138	\$14,533	\$14,533	\$0
5024 - RETIREMENT-UNFUNDED LIAB	\$0	\$0	\$0	\$0	\$13,733	\$13,733	\$0
5031 - MEDICAL INSURANCE	\$21,047	\$36,816	\$36,316	\$24,220	\$25,650	\$25,650	\$0
5032 - DISABILITY INSURANCE	\$428	\$810	\$760	\$517	\$684	\$684	\$0
5042 - SICK LEAVE BUY OUT	\$371	\$372	\$372	\$371	\$200	\$200	\$0
5043 - OTHER BENEFITS	\$0	\$0	\$0	\$593	\$0	\$0	\$0
SALARIES & BENEFITS	\$122,840	\$176,827	\$156,227	\$140,183	\$155,522	\$154,703	\$0
5171 - MAINTENANCE OF EQUIPMENT	\$0	\$1,000	\$2,258	\$1,378	\$5,000	\$5,000	\$0
5232 - OFFICE & OTHER EQUIP < \$5,000	\$0	\$5,000	\$3,621	\$2,421	\$0	\$0	\$0
5263 - ADVERTISING	\$595	\$600	\$600	\$262	\$1,200	\$1,200	\$0
5265 - PROFESSIONAL & SPECIAL SERVICE	\$9,500	\$0	\$0	\$0	\$85,000	\$0	\$0
5311 - GENERAL OPERATING EXPENSE	\$46,013	\$45,620	\$45,620	\$38,004	\$47,120	\$47,120	\$0

COUNTY OF INYO

BUD002A - BUDGET REQUESTS

RUNDATE: 06/30/2017 TODAY'S DATE: 08/18/2017

FOR FISCAL YEARS: 07/01/2015 - 06/30/18

	YTD ACTUALS 06/30/2016	BOARD APPROVED 06/30/2017	WORKING BUDGET 06/30/2017	YTD ACTUALS 06/30/2017	DEPT REQUESTED 06/30/2018	CAO RECOMM 06/30/2018	BOARD APPROVED 06/30/2018
5316 - ELECTION EXPENSE	\$63,967	\$66,500	\$65,500	\$54,242	\$77,500	\$77,500	\$0
5331 - TRAVEL EXPENSE	\$655	\$1,500	\$1,500	\$1,127	\$1,500	\$1,500	\$0
SERVICES & SUPPLIES	\$120,732	\$120,220	\$119,099	\$97,436	\$217,320	\$132,320	\$0
5123 - TECH REFRESH EXPENSE	\$916	\$2,264	\$2,264	\$2,264	\$2,421	\$2,421	\$0
5128 - INTERNAL SHREDDING CHARGES	\$41	\$37	\$37	\$37	\$40	\$40	\$0
5129 - INTERNAL COPY CHARGES (NON-IS)	\$1,125	\$44	\$565	\$418	\$405	\$405	\$0
5152 - WORKERS COMPENSATION	\$1,188	\$1,089	\$1,089	\$1,089	\$1,477	\$1,477	\$0
5155 - PUBLIC LIABILITY INSURANCE	\$783	\$850	\$850	\$849	\$1,083	\$1,083	\$0
5333 - MOTOR POOL	\$647	\$800	\$1,400	\$1,212	\$800	\$800	\$0
INTERNAL CHARGES	\$4,701	\$5,084	\$6,205	\$5,871	\$6,226	\$6,226	\$0
TOTAL EXPENSES:	\$248,273	\$302,131	\$281,531	\$243,491	\$379,068	\$293,249	\$0
BUDGET UNIT: 011000 ELECTIONS	(\$232,536)	(\$300,981)	(\$280,381)	(\$230,008)	(\$358,768)	(\$272,949)	\$0

RECORDERS MICROGRAPHIC/SYSTEM 023401

DEPARTMENTAL FUNCTIONS

This budget unit encompasses three Trust Accounts. The first is the Recorder's Micrographics Trust fund established pursuant to Government Code section 27361.4. The second is the Modernization Trust fund established pursuant to Government Code section 27361. The third is the Social Security Number Truncation Program established pursuant to Government Code section 27301.

MAJOR ACCOMPLISHMENTS IN FISCAL YEAR 2016-2017

- Purchase and installation of new Vital Records and Official Records scanning station
- Adopted an Ordinance to Establish, Increase and Decrease Fees in the offices of Clerk/Recorder & Registrar of Voters
- Started a project to create an electronic index of Official Records for 1980 & 1981

GOALS FOR FISCAL YEAR 2017-2018

- Continue to create an electronic index of Official Records for 1980 & 1981
- The Map Preservation Project

DEPARTMENTAL BUDGET REQUEST FOR FISCAL YEAR 2017-2018

The Department's Fiscal Year 2017-2018 Requested Budget represents an overall decrease of \$21,385 in expenditures, and an increase of \$94 in revenues, when compared to the Fiscal Year 2016-2017 Board Approved Budget. As a result, the Requested Net County Cost is decreased by \$21,479.

The recording software system will no longer be supported at the end of the current contract. Resources within this budget will be focused on supporting the transition to a new software system by 2020. Until that time, projects will be limited to mandated activities.

Personnel Costs increased by \$56 compared to the Fiscal Year 2016-2017 Board Approved Budget, due to increases in personnel costs beyond the control of the Department Head. There is no change to authorized staffing within this budget.

Revenues

4819 (SERVICES & FEES) increased by \$94: Revenues are collected in the object code on a reimbursement basis from the Inyo County Superior Court for storage fees at Iron Mountain. As fees for storage increase, revenues will increase at an equal rate.

Personnel

The Department's Requested Budget represents no change in the number of fulltime equivalent (FTE) positions that are supported by this budget.

There is a slight increase in Personnel costs in this budget that are beyond the control of the department. There are no changes requested to the number of FTE positions.

Services & Supplies

5265 (PROFESSIONAL & SPECIAL SERVICE) decreased by \$6,000: Resources within this budget will be focused on supporting the transition to a new software system by 2020. Until that time, projects will be limited to mandated activities.

Support & Care of Persons

(There are no changes in this object category from the previous fiscal year.)

Fixed Assets

5650 (EQUIPMENT) decreased by \$10,000: No new equipment needs are anticipated in FY 17/18.

FISCAL YEAR 2017-2018 REDUCTION IMPACTS TO BASE BUDGET

Not Applicable

FISCAL YEAR 2017-2018 STATE/FEDERAL FUNDING SUMMARY

There are no State/Federal derived revenues in this budget.

FISCAL YEAR 2017-2018 REGULATORY COMPLIANCE SUMMARY

All functions performed and funded out of the Recorder's Micrographic/System budget are to comply with the regulations required by Government Code Sections 27361.4, 27461 and 27301. Revenues to fund projects that are consistent with the legislative intent were built into the legislation itself.

MAJOR POLICY CONSIDERATIONS BEING REQUESTED

The recording software system will no longer be supported at the end of the current contract. Resources within this budget will be focused on supporting the transition to a new software system by 2020. This will require training, investment in new equipment and higher ongoing costs. Until the transition to the new recording system is completed, projects will be limited in scope to ongoing mandated activities.

COUNTY OF INYO

BUD002A - BUDGET REQUESTS

RUNDATE: 06/30/2017 TODAY'S DATE: 08/18/2017

FOR FISCAL YEARS: 07/01/2015 - 06/30/18

	YTD ACTUALS 06/30/2016	BOARD APPROVED 06/30/2017	WORKING BUDGET 06/30/2017	YTD ACTUALS 06/30/2017	DEPT REQUESTED 06/30/2018	CAO RECOMM 06/30/2018	BOARD APPROVED 06/30/2018
BUDGET UNIT: 023401 RECORDERS MICROGRAPHIC/SYSTEM							
FUND: 0018 RECORDERS MICROGRAPHIC SYSTEM							
REVENUES:							
4301 - INTEREST FROM TREASURY	\$720	\$300	\$300	\$1,191	\$300	\$300	\$0
REV USE OF MONEY & PROPERTY	\$720	\$300	\$300	\$1,191	\$300	\$300	\$0
4701 - VITAL STATISTICS	\$0	\$0	\$0	\$14	\$0	\$0	\$0
4703 - RECORDERS MICROGRAPHIC FEES	\$12,769	\$13,000	\$13,000	\$18,032	\$13,000	\$13,000	\$0
4704 - RECORDERS SYSTEM UPDATE FEES	\$12,310	\$11,000	\$11,000	\$15,459	\$11,000	\$11,000	\$0
4705 - RECORDERS TRUNCATION PROGRAM	\$3,246	\$3,000	\$3,000	\$5,017	\$3,000	\$3,000	\$0
4812 - NSF CHARGES	\$20	\$0	\$0	\$10	\$0	\$0	\$0
4819 - SERVICES & FEES	\$906	\$906	\$906	\$929	\$1,000	\$1,000	\$0
CHARGES FOR CURRENT SERVICES	\$29,251	\$27,906	\$27,906	\$39,461	\$28,000	\$28,000	\$0
4998 - OPERATING TRANSFERS IN	\$1,272	\$1,000	\$1,000	\$865	\$1,000	\$1,000	\$0
OTHER FINANCING SOURCES	\$1,272	\$1,000	\$1,000	\$865	\$1,000	\$1,000	\$0
4959 - MISCELLANEOUS REVENUE	\$0	\$0	\$0	\$15	\$0	\$0	\$0
OTHER REVENUE	\$0	\$0	\$0	\$15	\$0	\$0	\$0
TOTAL REVENUES:	\$31,243	\$29,206	\$29,206	\$41,534	\$29,300	\$29,300	\$0
EXPENSES:							
5001 - SALARIED EMPLOYEES	\$3,895	\$2,329	\$2,329	\$2,345	\$2,366	\$2,366	\$0
5021 - RETIREMENT & SOCIAL SECURITY	\$180	\$182	\$182	\$174	\$181	\$181	\$0
5022 - PERS RETIREMENT	\$988	\$623	\$623	\$625	\$396	\$396	\$0
5024 - RETIREMENT-UNFUNDED LIAB	\$0	\$0	\$0	\$0	\$275	\$275	\$0
5031 - MEDICAL INSURANCE	\$834	\$552	\$552	\$541	\$569	\$569	\$0
5032 - DISABILITY INSURANCE	\$20	\$24	\$24	\$20	\$24	\$24	\$0
5042 - SICK LEAVE BUY OUT	\$44	\$45	\$45	\$44	\$0	\$0	\$0
SALARIES & BENEFITS	\$5,963	\$3,755	\$3,755	\$3,751	\$3,811	\$3,811	\$0
5171 - MAINTENANCE OF EQUIPMENT	\$882	\$1,000	\$1,000	\$889	\$1,000	\$1,000	\$0
5232 - OFFICE & OTHER EQUIP < \$5,000	\$0	\$500	\$500	\$0	\$500	\$500	\$0
5265 - PROFESSIONAL & SPECIAL SERVICE	\$8,620	\$11,000	\$11,000	\$2,286	\$5,000	\$5,000	\$0
5311 - GENERAL OPERATING EXPENSE	\$15,452	\$21,050	\$21,050	\$14,257	\$21,050	\$21,050	\$0

COUNTY OF INYO

BUD002A - BUDGET REQUESTS

RUNDATE: 06/30/2017 TODAY'S DATE: 08/18/2017

FOR FISCAL YEARS: 07/01/2015 - 06/30/18

	YTD ACTUALS 06/30/2016	BOARD APPROVED 06/30/2017	WORKING BUDGET 06/30/2017	YTD ACTUALS 06/30/2017	DEPT REQUESTED 06/30/2018	CAO RECOMM 06/30/2018	BOARD APPROVED 06/30/2018
5331 - TRAVEL EXPENSE	\$288	\$1,500	\$1,500	\$865	\$1,500	\$1,500	\$0
SERVICES & SUPPLIES	\$25,243	\$35,050	\$35,050	\$18,298	\$29,050	\$29,050	\$0
5121 - INTERNAL CHARGES	\$2,725	\$0	\$0	\$0	\$0	\$0	\$0
5152 - WORKERS COMPENSATION	\$0	\$35	\$35	\$35	\$40	\$40	\$0
5155 - PUBLIC LIABILITY INSURANCE	\$0	\$27	\$27	\$27	\$29	\$29	\$0
5315 - COUNTY COST PLAN	\$0	\$5,625	\$5,625	\$5,625	\$177	\$177	\$0
5333 - MOTOR POOL	\$0	\$1,000	\$1,000	\$212	\$1,000	\$1,000	\$0
INTERNAL CHARGES	\$2,725	\$6,687	\$6,687	\$5,899	\$1,246	\$1,246	\$0
5650 - EQUIPMENT	\$0	\$10,000	\$10,000	\$6,201	\$0	\$0	\$0
FIXED ASSETS	\$0	\$10,000	\$10,000	\$6,201	\$0	\$0	\$0
TOTAL EXPENSES:	\$33,932	\$55,492	\$55,492	\$34,150	\$34,107	\$34,107	\$0
BUDGET UNIT: 023401 RECORDERS MICROGRAPHIC/SYSTEM	(\$2,688)	(\$26,286)	(\$26,286)	\$7,383	(\$4,807)	(\$4,807)	\$0

CORONER

023500

DEPARTMENTAL FUNCTIONS

It is the Coroner's responsibility to inquire into the circumstances, manner, and to determine the cause of death. The Coroner is also required to make positive identification, and to notify the next of kin.

All deaths are reportable to the Coroner, unless there is a physician in attendance who has attended the patient within the past 20 day. The Coroner's Office averages 100 coroner cases per year over a five year period.

The Coroner also inquires into any accidental death, homicide, suicide, medical misadventure, occupational death, operating room death, child abuse, SIDS, and any disaster situation that might arise. The Coroner is also required to report any death to law enforcement that may require criminal investigation.

MAJOR ACCOMPLISHMENTS IN FISCAL YEAR 2016-2017

- Continued to provide the County with 24/7 coverage with regards to all death investigations with the ability to handle any and all situations presented
- The Coroner's Office solved a 56 year old case of unidentified remains for a missing person out of the Los Angeles area that was discovered in 2003 in the Inyo County mountain area
- Continue to train Coroner employees in regards to new laws and guidelines reflecting other County Coroners Offices
- Worked with multiple agencies in discussions on how to improve Coroner investigations

GOALS FOR FISCAL YEAR 2017-2018

- Continue to provide the community with an efficient and professional Coroners Office
- Strive to make the Coroners Office more community friendly by obtaining a web site that will post the Coroners Office information along with cases that are unsolved, along with any missing persons, providing the public more information and keeping them informed
- Provide uniforms and gear to staff that clearly informs the public on who we are, and provides a more professional appearance

DEPARTMENTAL BUDGET REQUEST FOR FISCAL YEAR 2017-2018

The Department's Fiscal Year 2017-2018 Requested Budget represents an overall increase of \$19,850 in expenditures, and a decrease of \$150 in revenues, when compared to the Fiscal Year 2016-2017 Board Approved Budget. As a result, the Requested Net County Cost is increased by \$20,000.

Over the last couple of fiscal years the Coroner's office has used the contract autopsy services of two physicians. One in the North County and one in the South County. The number of autopsies fluctuates from year to year so the Coroner's Office tries to be very conservative when budgeting for professional services. In the last fiscal year the fluctuation was quite large, so this years requested budget requests additional funding to continue with the presumption that the numbers could continue to increase. The physicians contract amounts are close to being evenly split between the two physicians, but depending upon the location of the autopsy and the type of autopsy services which are performed, one physician may have more autopsies than the other during a calendar

year. This makes the Coroner's office budget for the professional services object code very fluid and difficult to estimate each fiscal year. Depending on the amount of autopsies that are performed, the budget can be depleted by the end of each fiscal year.

Personnel Costs decreased by \$6 compared to the Fiscal Year 2016-2017 Board Approved Budget, due to budgeting for increases in the prior year that were delayed for one pay period..

Revenues

4825 (OTHER CURRENT CHARGES) decreased by \$150: estimate is based on the prior five years actuals.

Personnel

The Department's Requested Budget represents no change in the number of fulltime equivalent (FTE) positions that are supported by this budget.

The staffing consists of the Coroner and three fulltime deputy coroners. The Coroner's part-time secretary position was eliminated in FY 2014-2015. The Budget Analyst now prepares the budget, handles the accounts payable and receivables and prepares and monitors the various contracts and amendments to support the Coroner's Department. All mandated personnel have completed the death investigation classes required by law.

Services & Supplies

5265 (PROFESSIONAL & SPECIAL SERVICE) increased by \$11,750: increase warranted based on the prior year actual costs; **5311** (GENERAL OPERATING EXPENSE) increased by \$5,650: increase due to the need to purchase additional safety equipment; **5331** (TRAVEL EXPENSE) increased by \$2,500: possible retirement of one deputy warrants this increase, as the new deputy would need to attend required training.

Support & Care of Persons

(There are no changes in this object category from the previous fiscal year.)

Fixed Assets

(There are no changes in this object category from the previous fiscal year.)

FISCAL YEAR 2017-2018 REDUCTION IMPACTS TO BASE BUDGET

Not Applicable

FISCAL YEAR 2017-2018 STATE/FEDERAL FUNDING SUMMARY

Not Applicable

FISCAL YEAR 2017-2018 REGULATORY COMPLIANCE SUMMARY

Not Applicable

COUNTY OF INYO

BUD002A - BUDGET REQUESTS

RUNDATE: 06/30/2017 TODAY'S DATE: 08/18/2017

FOR FISCAL YEARS: 07/01/2015 - 06/30/18

	YTD ACTUALS 06/30/2016	BOARD APPROVED 06/30/2017	WORKING BUDGET 06/30/2017	YTD ACTUALS 06/30/2017	DEPT REQUESTED 06/30/2018	CAO RECOMM 06/30/2018	BOARD APPROVED 06/30/2018
BUDGET UNIT: 023500 CORONER							
FUND: 0001 GENERAL FUND							
REVENUES:							
4825 - OTHER CURRENT CHARGES	\$132	\$300	\$300	\$84	\$150	\$150	\$0
CHARGES FOR CURRENT SERVICES	\$132	\$300	\$300	\$84	\$150	\$150	\$0
TOTAL REVENUES:	\$132	\$300	\$300	\$84	\$150	\$150	\$0
EXPENSES:							
5001 - SALARIED EMPLOYEES	\$58,598	\$69,301	\$66,350	\$66,785	\$69,876	\$69,876	\$0
5021 - RETIREMENT & SOCIAL SECURITY	\$4,403	\$5,301	\$4,958	\$4,992	\$5,345	\$5,345	\$0
5031 - MEDICAL INSURANCE	\$3,969	\$6,872	\$6,050	\$6,048	\$6,247	\$6,247	\$0
SALARIES & BENEFITS	\$66,971	\$81,474	\$77,358	\$77,827	\$81,468	\$81,468	\$0
5232 - OFFICE & OTHER EQUIP < \$5,000	\$3,567	\$0	\$0	\$0	\$0	\$0	\$0
5265 - PROFESSIONAL & SPECIAL SERVICE	\$42,137	\$62,050	\$88,107	\$48,962	\$73,800	\$73,800	\$0
5311 - GENERAL OPERATING EXPENSE	\$3,287	\$3,800	\$9,000	\$5,766	\$9,450	\$9,450	\$0
5331 - TRAVEL EXPENSE	\$2,533	\$2,500	\$4,500	\$4,148	\$5,000	\$7,500	\$0
5332 - MILEAGE REIMBURSEMENT	\$1,345	\$1,500	\$0	\$0	\$1,500	\$1,500	\$0
SERVICES & SUPPLIES	\$52,871	\$69,850	\$101,607	\$58,877	\$89,750	\$92,250	\$0
5129 - INTERNAL COPY CHARGES (NON-IS)	\$0	\$500	\$0	\$0	\$0	\$0	\$0
5152 - WORKERS COMPENSATION	\$1,094	\$843	\$843	\$843	\$1,129	\$1,129	\$0
5155 - PUBLIC LIABILITY INSURANCE	\$720	\$658	\$658	\$657	\$828	\$828	\$0
INTERNAL CHARGES	\$1,815	\$2,001	\$1,501	\$1,500	\$1,957	\$1,957	\$0
TOTAL EXPENSES:	\$121,657	\$153,325	\$180,466	\$138,205	\$173,175	\$175,675	\$0
BUDGET UNIT: 023500 CORONER	(\$121,525)	(\$153,025)	(\$180,166)	(\$138,121)	(\$173,025)	(\$175,525)	\$0

BOARD OF SUPERVISORS

010100

DEPARTMENTAL FUNCTIONS

The Board of Supervisors is the Legislative Body of the County, responsible for setting policy that affects the county's 18,000-plus residents, the millions of visitors traveling through the county every year, as well as the future generations who will call Inyo County home. The Board's members are elected from each of Inyo County's five supervisorial districts and are charged with representing both the interests of their individual districts and the county as a whole. The Department is charged with the legal responsibility of publishing agendas and minutes for all Board of Supervisors meetings and for any other meetings at which the Board of Supervisors sits as the Governing Board, including but not limited to the Board of Equalization and Capital Asset Leasing Corporation. The office maintains, and processes, by law, all public records requests for the Board of Supervisors documents and carries out numerous other functions as mandated by law, including Board of Supervisors permanent records retention and advertising of public notices.

MAJOR ACCOMPLISHMENTS IN FISCAL YEAR 2016-2017

- Adopted a balanced and fiscally prudent budget within constraints of limited funding while also maintaining vital public services and staffing levels, managing expenses, investing in future infrastructure upgrades, and contributing \$105,000 to the OPEB Trust.
- Adopted and began implementing a comprehensive Policy & Protocol for Tribal Consultation that goes above and beyond what is required by State law to consult with local Tribes prior to certain land use decisions.
- Adopted and began implementing a revolutionary Transition Plan for Juvenile and Family Services as part of a research-driven effort to improve the way HHS and Probation serve at-risk youth and rehabilitate juvenile offenders.
- Successfully negotiated new, fair labor contracts with the Inyo County Correctional Officers Association, Deputy Sheriffs Association, and Elected Officials Assistants Association, and approved the same for the Non-Represented Employees and Management Employees groups.
- Took the initially costly but overall fiscally sound step of selecting the 20-year amortization plan offered by CalPERS to pay off the County's \$59 million share of the State's unfunded pension debt, which will end up saving County taxpayers almost \$14.7 million in interest costs.

GOALS FOR FISCAL YEAR 2017-2018

- Adopt a balanced budget that meets the needs of the County and its citizens, commensurate with available funding.
- Continue the concerted, proactive effort begun in 2016 to regulate the use, growth, and sale of cannabis in Inyo County based on comprehensive public outreach and input.
- Continue efforts begun in Fiscal Year 2016-2017 to respond to illegal short-term vacation rentals in Inyo County and what, if any, changes in regulation or new regulations should be adopted to address concerns and/or meet residents' needs.
- Continue to advocate for the people, environment, funding, and programs of Inyo County via support or opposition of legislation or land use plans, attendance of state and national legislative conferences, and consistent engagement of legislators and other policymakers at all levels of government.

- Explore ways to improve regional air service in the Eastern Sierra, including the continuation of critical infrastructure upgrades at the Bishop Airport, as well as other infrastructure investments to support economic growth and County services.

DEPARTMENTAL BUDGET REQUEST FOR FISCAL YEAR 2017-2018

The Department's Fiscal Year 2017-2018 Requested Budget represents an overall increase of \$25,383 in expenditures, and an increase of \$0 in revenues, when compared to the Fiscal Year 2016-2017 Board Approved Budget. As a result, the Requested Net County Cost is increased by \$25,383.

The overall increase in the Board of Supervisors Budget is the primary result of \$54,933 in unfunded liability costs and an \$8,206 increase in Tech Refresh costs that could not be completely offset by significant savings seen elsewhere in the budget, including savings of \$10,007 in Medical, \$25,806 in PERS costs and \$500 in overtime.

Personnel Costs increased by \$16,550 compared to the Fiscal Year 2016-2017 Board Approved Budget, due to being assigned \$54,933 in unfunded liability costs, a \$510 increase in Workers Comp and a \$146 increase in Public Liability Insurance that could not be completely offset by a total savings of \$39,883 in other personnel costs.

Revenues

(There are no changes in this object category from the previous fiscal year.)

Personnel

The Department's Requested Budget represents no change in the number of fulltime equivalent (FTE) positions that are supported by this budget.

On July 1, 2017, there will be a 1% COLA for the Assistant Clerk of the Board and on June 16, 2017, an increase from Step B to Step C for the Assistant Clerk of the Board.

Services & Supplies

5311 (GENERAL OPERATING EXPENSE) decreased by \$10: Where costs increased in areas, expenses were reduced in others.

Support & Care of Persons

(There are no changes in this object category from the previous fiscal year.)

Fixed Assets

(There are no changes in this object category from the previous fiscal year.)

FISCAL YEAR 2017-2018 REDUCTION IMPACTS TO BASE BUDGET

N/A

FISCAL YEAR 2017-2018 STATE/FEDERAL FUNDING SUMMARY

N/A

FISCAL YEAR 2017-2018 REGULATORY COMPLIANCE SUMMARY

N/A

MAJOR POLICY CONSIDERATIONS BEING REQUESTED

N/A

COUNTY OF INYO

BUD002A - BUDGET REQUESTS

RUNDATE: 06/30/2017 TODAY'S DATE: 08/18/2017

FOR FISCAL YEARS: 07/01/2015 - 06/30/18

	YTD ACTUALS 06/30/2016	BOARD APPROVED 06/30/2017	WORKING BUDGET 06/30/2017	YTD ACTUALS 06/30/2017	DEPT REQUESTED 06/30/2018	CAO RECOMM 06/30/2018	BOARD APPROVED 06/30/2018
BUDGET UNIT: 010100 BOARD OF SUPERVISORS							
FUND: 0001 GENERAL FUND							
REVENUES:							
TOTAL REVENUES:	\$0	\$0	\$0	\$0	\$0	\$0	\$0
EXPENSES:							
5001 - SALARIED EMPLOYEES	\$321,764	\$326,221	\$325,745	\$317,600	\$324,401	\$324,699	\$0
5003 - OVERTIME	\$4,699	\$2,000	\$2,000	\$64	\$1,500	\$1,500	\$0
5012 - PART TIME EMPLOYEES	\$0	\$0	\$476	\$475	\$0	\$0	\$0
5021 - RETIREMENT & SOCIAL SECURITY	\$26,228	\$25,877	\$25,877	\$25,151	\$25,735	\$25,758	\$0
5022 - PERS RETIREMENT	\$49,868	\$49,613	\$49,613	\$47,807	\$23,807	\$23,833	\$0
5024 - RETIREMENT-UNFUNDED LIAB	\$0	\$0	\$0	\$0	\$54,933	\$54,933	\$0
5031 - MEDICAL INSURANCE	\$18,747	\$28,059	\$17,059	\$16,681	\$18,052	\$18,052	\$0
5032 - DISABILITY INSURANCE	\$533	\$611	\$611	\$451	\$551	\$554	\$0
5042 - SICK LEAVE BUY OUT	\$1,367	\$0	\$0	\$0	\$0	\$0	\$0
5043 - OTHER BENEFITS	\$19,140	\$12,048	\$12,048	\$12,039	\$12,000	\$12,000	\$0
SALARIES & BENEFITS	\$442,349	\$444,429	\$433,429	\$420,272	\$460,979	\$461,329	\$0
5122 - CELL PHONES	\$1,420	\$1,800	\$1,800	\$1,359	\$1,800	\$1,800	\$0
5232 - OFFICE & OTHER EQUIP < \$5,000	\$377	\$0	\$0	\$0	\$0	\$0	\$0
5263 - ADVERTISING	\$2,023	\$2,400	\$2,400	\$1,394	\$2,400	\$2,400	\$0
5265 - PROFESSIONAL & SPECIAL SERVICE	\$1,054	\$1,500	\$1,500	\$0	\$1,500	\$1,500	\$0
5311 - GENERAL OPERATING EXPENSE	\$8,553	\$8,400	\$13,000	\$11,098	\$8,390	\$8,390	\$0
5331 - TRAVEL EXPENSE	\$32,393	\$50,000	\$54,523	\$39,007	\$50,000	\$50,000	\$0
SERVICES & SUPPLIES	\$45,823	\$64,100	\$73,223	\$52,859	\$64,090	\$64,090	\$0
5123 - TECH REFRESH EXPENSE	\$1,474	\$1,748	\$1,748	\$1,748	\$9,954	\$9,954	\$0
5128 - INTERNAL SHREDDING CHARGES	\$127	\$114	\$242	\$242	\$250	\$250	\$0
5129 - INTERNAL COPY CHARGES (NON-IS)	\$2,023	\$2,251	\$4,000	\$2,513	\$2,096	\$2,096	\$0
5152 - WORKERS COMPENSATION	\$5,484	\$4,853	\$4,853	\$4,853	\$5,363	\$5,363	\$0
5155 - PUBLIC LIABILITY INSURANCE	\$3,615	\$3,788	\$3,788	\$3,787	\$3,934	\$3,934	\$0
5333 - MOTOR POOL	\$587	\$1,000	\$1,000	\$397	\$1,000	\$1,000	\$0
INTERNAL CHARGES	\$13,310	\$13,754	\$15,631	\$13,541	\$22,597	\$22,597	\$0
TOTAL EXPENSES:	\$501,483	\$522,283	\$522,283	\$486,673	\$547,666	\$548,016	\$0

COUNTY OF INYO

BUD002A - BUDGET REQUESTS

RUNDATE: 06/30/2017 TODAY'S DATE: 08/18/2017

FOR FISCAL YEARS: 07/01/2015 - 06/30/18

	YTD ACTUALS 06/30/2016	BOARD APPROVED 06/30/2017	WORKING BUDGET 06/30/2017	YTD ACTUALS 06/30/2017	DEPT REQUESTED 06/30/2018	CAO RECOMM 06/30/2018	BOARD APPROVED 06/30/2018
BUDGET UNIT: 010100 BOARD OF SUPERVISORS	(\$501,483)	(\$522,283)	(\$522,283)	(\$486,673)	(\$547,666)	(\$548,016)	\$0

AUDITOR CONTROLLER - GENERAL

010400

DEPARTMENTAL FUNCTIONS

The Auditor-Controller's Office is the chief financial department for Inyo County. Our primary responsibility is to protect the assets of the County. We provide financial information, accounting services, advise and assistance to the Board of Supervisors, the County Administrative Officer, County departments, special districts, and the public. We are responsible for fiscal oversight of the County's and Special Districts' budgets and compliance with reporting and audit mandates. Other tasks include general ledger accounting, accounts receivable, accounts payable, payroll processing, property tax administration, and complying with innumerable mandated reporting requirements.

MAJOR ACCOMPLISHMENTS IN FISCAL YEAR 2016-2017

- Continued to implement and comply with the Affordable Care Act.
- Began to address the Unfunded Accrued Liability with CalPERS for pension plans by recommending an accelerated amortization schedule.
- Received an award for reporting excellence from the State Controllers Office.
- Provided property tax education to the public.
- Continued to provide service and training to other departments and the public.

GOALS FOR FISCAL YEAR 2017-2018

- Develop and implement a purchasing card program.
- Begin a major upgrade for the County's financial system.

DEPARTMENTAL BUDGET REQUEST FOR FISCAL YEAR 2017-2018

The Department's Fiscal Year 2017-2018 Requested Budget represents an overall increase of \$98,889 in expenditures, and an increase of \$478,230 in revenues, when compared to the Fiscal Year 2016-2017 Board Approved Budget. As a result, the Requested Net County Cost is decreased by \$379,341.

Personnel Costs increased by \$89,692 compared to the Fiscal Year 2016-2017 Board Approved Budget, due to a request to change a part-time Office Clerk to a full time Office Technician. Additional personnel costs are related to increased PERS costs associated with the 20-year amortization schedule.

Revenues

4041 (PENALTIES ON DELINQUENT TAXES) increased by \$19,000: This increase is based on several years of collection data; **4042** (COSTS OF DELINQUENT COLLECTION) increased by \$2,000: This increase is based on several years of collection data; **4062** (SALES TAX) increased by \$20,000: This increase is due to Fiscal Year 2016-2017 actuals; **4602** (ASSESSMENT & COLLECTION FEES) increased by \$347: This increase is based on the number of assessments collected in Fiscal Year 2015-2016; **4603** (SB813 COLLECTION FEES) increased by \$3,750: Supplemental collections are starting to move upward increasing the amount the county can recover;

4612 (SPEC DIST & GRANT ACCOUNTING) increased by \$28,123: The majority of this increase is due to a cost recovery for special district audits, which are done every two years. There is also a small amount associated with a 5% increase to the ESTA accounting service contract; **4820** (COUNTY COST PLAN) increased by \$405,010: The cost plan can vary year to year based on the true-up from two years ago. As costs raise in general services departments, like the Auditor or the County Administrative office, cost recovery will increase on the cost plan.

Personnel

The Department's Requested Budget represents an increase in the number of fulltime equivalent (FTE) positions that are supported by this budget.

The Auditor's office is requesting an increase in our B-Par Office Clerk (29 hours) to a full time Office Technician. Over the last two years our office has experienced a significant increase in the number of roll changes on the property tax roll that are being passed to our office for processing. Each roll change requires a fair amount of time to analyze, process and account for. Along with the increased workload in the property tax division, other mandates, such as the Affordable Care Act, GASB 68, and changes to the PERS system have created a need for additional help.

Services & Supplies

5265 (PROFESSIONAL & SPECIAL SERVICE) increased by \$6,300: This increase is primarily due to two new contracts that are required to meet mandates. One for the Affordable Care Act and the other for GASB 68; **5311** (GENERAL OPERATING EXPENSE) increased by \$930: This increase is due to the purchase of additional software that is required to process payroll for the special districts. This software expense will be reimbursed by the special districts.

Support & Care of Persons

(There are no changes in this object category from the previous fiscal year.)

Fixed Assets

(There are no changes in this object category from the previous fiscal year.)

FISCAL YEAR 2017-2018 REDUCTION IMPACTS TO BASE BUDGET

No major impacts are anticipated.

FISCAL YEAR 2017-2018 STATE/FEDERAL FUNDING SUMMARY

This budget does not rely on any State funding and therefore, there are no impacts.

FISCAL YEAR 2017-2018 REGULATORY COMPLIANCE SUMMARY

While this budget unit is driven by State and Federal accounting and reporting requirements, there is no funding provided to cover these costs.

MAJOR POLICY CONSIDERATIONS BEING REQUESTED

None.

COUNTY OF INYO

BUD002A - BUDGET REQUESTS

RUNDATE: 06/30/2017 TODAY'S DATE: 08/18/2017

FOR FISCAL YEARS: 07/01/2015 - 06/30/18

	YTD ACTUALS 06/30/2016	BOARD APPROVED 06/30/2017	WORKING BUDGET 06/30/2017	YTD ACTUALS 06/30/2017	DEPT REQUESTED 06/30/2018	CAO RECOMM 06/30/2018	BOARD APPROVED 06/30/2018
BUDGET UNIT: 010400 AUDITOR CONTROLLER - GENERAL							
FUND: 0001 GENERAL FUND							
REVENUES:							
4041 - PENALTIES ON DELINQUENT TAXES	\$111,868	\$131,000	\$131,000	\$145,114	\$150,000	\$150,000	\$0
4042 - COSTS OF DELINQUENT COLLECTION	\$7,780	\$11,000	\$11,000	\$5,500	\$13,000	\$13,000	\$0
TAXES - PROPERTY	\$119,648	\$142,000	\$142,000	\$150,614	\$163,000	\$163,000	\$0
4063 - IN LIEU OF SALES & USE TAX	\$404,527	\$0	\$0	\$0	\$0	\$0	\$0
TAXES - OTHER	\$404,527	\$0	\$0	\$0	\$0	\$0	\$0
4062 - SALES TAX	\$1,300,644	\$1,155,000	\$1,155,000	\$1,400,406	\$1,175,000	\$1,175,000	\$0
TAXES - SALES	\$1,300,644	\$1,155,000	\$1,155,000	\$1,400,406	\$1,175,000	\$1,175,000	\$0
4601 - TAX REDEMPTION FEES	\$2,070	\$2,200	\$2,200	\$2,450	\$2,200	\$2,200	\$0
4602 - ASSESSMENT & COLLECTION FEES	\$15,050	\$14,097	\$14,097	\$15,496	\$14,444	\$14,444	\$0
4603 - SB813 COLLECTION FEES	\$15,275	\$6,250	\$6,250	\$11,803	\$10,000	\$10,000	\$0
4612 - SPEC DIST & GRANT ACCOUNTING	\$51,900	\$27,000	\$27,000	\$27,000	\$55,123	\$55,123	\$0
4820 - COUNTY COST PLAN	\$1,477,197	\$1,628,441	\$1,628,441	\$1,886,477	\$2,033,451	\$2,033,451	\$0
4827 - TRIAL COURT CHARGES	\$10,800	\$10,800	\$10,800	\$10,800	\$10,800	\$10,800	\$0
CHARGES FOR CURRENT SERVICES	\$1,572,293	\$1,688,788	\$1,688,788	\$1,954,027	\$2,126,018	\$2,126,018	\$0
4961 - REIMBURSED EXPENSES	\$677	\$0	\$0	\$0	\$0	\$0	\$0
OTHER REVENUE	\$677	\$0	\$0	\$0	\$0	\$0	\$0
TOTAL REVENUES:	\$3,397,791	\$2,985,788	\$2,985,788	\$3,505,048	\$3,464,018	\$3,464,018	\$0
EXPENSES:							
5001 - SALARIED EMPLOYEES	\$452,131	\$456,436	\$455,169	\$423,547	\$517,181	\$494,060	\$0
5003 - OVERTIME	\$0	\$4,000	\$4,000	\$2,299	\$1,540	\$1,542	\$0
5005 - HOLIDAY OVERTIME	\$88	\$224	\$224	\$0	\$113	\$113	\$0
5012 - PART TIME EMPLOYEES	\$13,508	\$23,617	\$23,617	\$22,042	\$10,000	\$10,000	\$0
5021 - RETIREMENT & SOCIAL SECURITY	\$35,926	\$38,686	\$38,686	\$34,651	\$40,768	\$38,999	\$0
5022 - PERS RETIREMENT	\$103,481	\$107,553	\$107,553	\$100,074	\$69,398	\$67,391	\$0
5024 - RETIREMENT-UNFUNDED LIAB	\$0	\$0	\$0	\$0	\$64,088	\$64,088	\$0
5031 - MEDICAL INSURANCE	\$70,165	\$68,177	\$68,177	\$68,723	\$93,378	\$85,696	\$0
5032 - DISABILITY INSURANCE	\$2,988	\$3,745	\$3,745	\$2,955	\$4,071	\$3,841	\$0

COUNTY OF INYO

BUD002A - BUDGET REQUESTS

RUNDATE: 06/30/2017 TODAY'S DATE: 08/18/2017

FOR FISCAL YEARS: 07/01/2015 - 06/30/18

	YTD ACTUALS 06/30/2016	BOARD APPROVED 06/30/2017	WORKING BUDGET 06/30/2017	YTD ACTUALS 06/30/2017	DEPT REQUESTED 06/30/2018	CAO RECOMM 06/30/2018	BOARD APPROVED 06/30/2018
5034 - EDUCATION REIMBURSEMENT	\$0	\$700	\$700	\$350	\$1,200	\$1,200	\$0
5042 - SICK LEAVE BUY OUT	\$3,545	\$3,710	\$4,977	\$4,976	\$2,078	\$2,078	\$0
5043 - OTHER BENEFITS	\$16,560	\$19,275	\$19,275	\$13,970	\$12,000	\$12,000	\$0
SALARIES & BENEFITS	\$698,396	\$726,123	\$726,123	\$673,590	\$815,815	\$781,008	\$0
5232 - OFFICE & OTHER EQUIP < \$5,000	\$4,204	\$1,000	\$5,842	\$4,842	\$1,000	\$1,000	\$0
5265 - PROFESSIONAL & SPECIAL SERVICE	\$104,808	\$94,100	\$248,349	\$105,715	\$100,400	\$110,400	\$0
5311 - GENERAL OPERATING EXPENSE	\$14,321	\$14,000	\$14,000	\$16,445	\$14,930	\$14,930	\$0
5331 - TRAVEL EXPENSE	\$4,073	\$5,450	\$5,450	\$4,580	\$5,450	\$5,450	\$0
SERVICES & SUPPLIES	\$127,407	\$114,550	\$273,641	\$131,583	\$121,780	\$131,780	\$0
5123 - TECH REFRESH EXPENSE	\$5,188	\$5,785	\$5,785	\$5,785	\$6,178	\$6,178	\$0
5128 - INTERNAL SHREDDING CHARGES	\$318	\$287	\$287	\$287	\$300	\$300	\$0
5129 - INTERNAL COPY CHARGES (NON-IS)	\$2,181	\$2,751	\$2,751	\$3,070	\$2,885	\$2,885	\$0
5152 - WORKERS COMPENSATION	\$7,538	\$6,955	\$6,955	\$6,955	\$7,892	\$7,892	\$0
5155 - PUBLIC LIABILITY INSURANCE	\$4,956	\$5,120	\$5,120	\$5,119	\$5,610	\$5,610	\$0
5333 - MOTOR POOL	\$484	\$600	\$600	\$737	\$600	\$600	\$0
INTERNAL CHARGES	\$20,666	\$21,498	\$21,498	\$21,954	\$23,465	\$23,465	\$0
TOTAL EXPENSES:	\$846,470	\$862,171	\$1,021,262	\$827,128	\$961,060	\$936,253	\$0
BUDGET UNIT: 010400 AUDITOR CONTROLLER - GENERAL	\$2,551,320	\$2,123,617	\$1,964,526	\$2,677,920	\$2,502,958	\$2,527,765	\$0

AC-CALPERS REFUNDING SF 010404

DEPARTMENTAL FUNCTIONS

This is a debt service fund to pay for the 2013 CalPERS refunding loan agreement. The revenue that is generated to pay for debt service in this fund comes from the General Fund and is an obligation of the County until paid in full.

MAJOR ACCOMPLISHMENTS IN FISCAL YEAR 2016-2017

- Not Applicable

GOALS FOR FISCAL YEAR 2017-2018

- Not Applicable

DEPARTMENTAL BUDGET REQUEST FOR FISCAL YEAR 2017-2018

The Department's Fiscal Year 2017-2018 Requested Budget represents an overall increase of \$14,208 in expenditures, and an increase of \$14,208 in revenues, when compared to the Fiscal Year 2016-2017 Board Approved Budget. As a result, the Requested Net County Cost is increased by \$0.

Personnel Costs did not change compared to the Fiscal Year 2016-2017 Board Approved Budget.

Revenues

4825 (OTHER CURRENT CHARGES) increased by \$14,208: Revenue is increased to reflect the increase in the required payment.

Personnel

The Department's Requested Budget represents no change in the number of fulltime equivalent (FTE) positions that are supported by this budget.

There are no personnel in this budget.

Services & Supplies

(There are no changes in this object category from the previous fiscal year.)

Support & Care of Persons

(There are no changes in this object category from the previous fiscal year.)

Fixed Assets

(There are no changes in this object category from the previous fiscal year.)

FISCAL YEAR 2017-2018 REDUCTION IMPACTS TO BASE BUDGET

None.

FISCAL YEAR 2017-2018 STATE/FEDERAL FUNDING SUMMARY

Not applicable.

FISCAL YEAR 2017-2018 REGULATORY COMPLIANCE SUMMARY

Not applicable.

MAJOR POLICY CONSIDERATIONS BEING REQUESTED

None.

COUNTY OF INYO

BUD002A - BUDGET REQUESTS

RUNDATE: 06/30/2017 TODAY'S DATE: 08/18/2017

FOR FISCAL YEARS: 07/01/2015 - 06/30/18

	YTD ACTUALS 06/30/2016	BOARD APPROVED 06/30/2017	WORKING BUDGET 06/30/2017	YTD ACTUALS 06/30/2017	DEPT REQUESTED 06/30/2018	CAO RECOMM 06/30/2018	BOARD APPROVED 06/30/2018
BUDGET UNIT: 010404 AC-CALPERS REFUNDING SF							
FUND: 0021 AC - CALPERS REFUNDING SAFT							
REVENUES:							
4825 - OTHER CURRENT CHARGES	\$318,023	\$325,028	\$325,028	\$325,028	\$339,236	\$339,236	\$0
CHARGES FOR CURRENT SERVICES	\$318,023	\$325,028	\$325,028	\$325,028	\$339,236	\$339,236	\$0
4990 - LOAN PROCEEDS	\$0	\$0	\$0	\$3,892	\$0	\$0	\$0
OTHER REVENUE	\$0	\$0	\$0	\$3,892	\$0	\$0	\$0
TOTAL REVENUES:	<u>\$318,023</u>	<u>\$325,028</u>	<u>\$325,028</u>	<u>\$328,920</u>	<u>\$339,236</u>	<u>\$339,236</u>	<u>\$0</u>
EXPENSES:							
5561 - PRINCIPAL ON NOTES PAYABLE	\$103,000	\$116,000	\$116,000	\$116,000	\$137,000	\$137,000	\$0
DEBT SERVICE PRINCIPAL	\$103,000	\$116,000	\$116,000	\$116,000	\$137,000	\$137,000	\$0
5553 - INTEREST ON NOTES	\$215,022	\$209,028	\$209,028	\$209,027	\$202,236	\$202,236	\$0
DEBT SERVICE INTEREST	\$215,022	\$209,028	\$209,028	\$209,027	\$202,236	\$202,236	\$0
TOTAL EXPENSES:	<u>\$318,022</u>	<u>\$325,028</u>	<u>\$325,028</u>	<u>\$325,027</u>	<u>\$339,236</u>	<u>\$339,236</u>	<u>\$0</u>
BUDGET UNIT: 010404 AC-CALPERS REFUNDING SF	\$0	\$0	\$0	\$3,892	\$0	\$0	\$0

AUDITOR-CONTROLLER - ECON STAB

010407

DEPARTMENTAL FUNCTIONS

The Economic Stabilization Fund is used as a reserve to fund contingencies. It is also used to provide loans to cash flow property tax distributions under the Teeter Plan.

MAJOR ACCOMPLISHMENTS IN FISCAL YEAR 2016-2017

- The County was able to maintain a balanced budget for Fiscal Year 2016-2017 and avoid using funds from this budget. As such, those funds are available for emergencies and future economic downturns.

GOALS FOR FISCAL YEAR 2017-2018

- Continue to use this fund in accordance with County Policy by using it to make loans to other funds and to use for unexpected decreases in revenue and/or increases in expenditures that cannot be absorbed within existing budgets. This reserve is to be used before using General Reserves and requires a four-fifths (4/5's) vote of the Board of Supervisors.

DEPARTMENTAL BUDGET REQUEST FOR FISCAL YEAR 2017-2018

The Department's Fiscal Year 2017-2018 Requested Budget represents an overall increase of \$0 in expenditures, and an increase of \$9,000 in revenues, when compared to the Fiscal Year 2016-2017 Board Approved Budget. As a result, the Requested Net County Cost is decreased by \$9,000.

Personnel Costs did not change compared to the Fiscal Year 2016-2017 Board Approved Budget.

Revenues

4301 (INTEREST FROM TREASURY) increased by \$9,000: Based on projected interest earning from next fiscal year.

Personnel

The Department's Requested Budget represents no change in the number of fulltime equivalent (FTE) positions that are supported by this budget.

There are no personnel in this budget.

Services & Supplies

(There are no changes in this object category from the previous fiscal year.)

Support & Care of Persons

(There are no changes in this object category from the previous fiscal year.)

Fixed Assets

(There are no changes in this object category from the previous fiscal year.)

FISCAL YEAR 2017-2018 REDUCTION IMPACTS TO BASE BUDGET

Not applicable.

FISCAL YEAR 2017-2018 STATE/FEDERAL FUNDING SUMMARY

Not applicable.

FISCAL YEAR 2017-2018 REGULATORY COMPLIANCE SUMMARY

Not applicable.

MAJOR POLICY CONSIDERATIONS BEING REQUESTED

Not applicable.

COUNTY OF INYO

BUD002A - BUDGET REQUESTS

RUNDATE: 06/30/2017 TODAY'S DATE: 08/18/2017

FOR FISCAL YEARS: 07/01/2015 - 06/30/18

	YTD ACTUALS 06/30/2016	BOARD APPROVED 06/30/2017	WORKING BUDGET 06/30/2017	YTD ACTUALS 06/30/2017	DEPT REQUESTED 06/30/2018	CAO RECOMM 06/30/2018	BOARD APPROVED 06/30/2018
BUDGET UNIT: 010407 AUDITOR-CONTROLLER - ECON STAB							
FUND: 0007 ECONOMIC STABILIZATION							
REVENUES:							
4301 - INTEREST FROM TREASURY	\$15,849	\$16,000	\$16,000	\$26,504	\$25,000	\$25,000	\$0
REV USE OF MONEY & PROPERTY	\$15,849	\$16,000	\$16,000	\$26,504	\$25,000	\$25,000	\$0
TOTAL REVENUES:	<u>\$15,849</u>	<u>\$16,000</u>	<u>\$16,000</u>	<u>\$26,504</u>	<u>\$25,000</u>	<u>\$25,000</u>	<u>\$0</u>
EXPENSES:							
TOTAL EXPENSES:	<u>\$0</u>	<u>\$0</u>	<u>\$0</u>	<u>\$0</u>	<u>\$0</u>	<u>\$0</u>	<u>\$0</u>
BUDGET UNIT: 010407 AUDITOR-CONTROLLER - ECON STAB	\$15,849	\$16,000	\$16,000	\$26,504	\$25,000	\$25,000	\$0

AUDITOR CONTROLLER - GEN RESV 010405

DEPARTMENTAL FUNCTIONS

This budget unit is used to isolate the County's annual contribution to General Fund Reserves. Reserves are only to be used in times of emergencies and requires a four-fifths (4/5's) vote by the Board of Supervisors to be expended.

MAJOR ACCOMPLISHMENTS IN FISCAL YEAR 2016-2017

- This fund continues to accrue interest, helping the County achieve its goal of increasing reserves.

GOALS FOR FISCAL YEAR 2017-2018

- Continue to build a strong fund balance so reserves are at a suitable amount. At the end of Fiscal Year 2016-2017 the General Reserve balance was \$3,187,299. This is only 5.6% of the Board Approved General Fund expenditure budget.

DEPARTMENTAL BUDGET REQUEST FOR FISCAL YEAR 2017-2018

The Department's Fiscal Year 2017-2018 Requested Budget represents an overall increase of \$0 in expenditures, and an increase of \$9,000 in revenues, when compared to the Fiscal Year 2016-2017 Board Approved Budget. As a result, the Requested Net County Cost is decreased by \$9,000.

Personnel Costs did not change compared to the Fiscal Year 2016-2017 Board Approved Budget.

Revenues

4301 (INTEREST FROM TREASURY) increased by \$9,000: based on prior year actuals.

Personnel

The Department's Requested Budget represents no change in the number of fulltime equivalent (FTE) positions that are supported by this budget.

There are no personnel in this budget.

Services & Supplies

(There are no changes in this object category from the previous fiscal year.)

Support & Care of Persons

(There are no changes in this object category from the previous fiscal year.)

Fixed Assets

(There are no changes in this object category from the previous fiscal year.)

FISCAL YEAR 2017-2018 REDUCTION IMPACTS TO BASE BUDGET

None.

FISCAL YEAR 2017-2018 STATE/FEDERAL FUNDING SUMMARY

Not applicable.

FISCAL YEAR 2017-2018 REGULATORY COMPLIANCE SUMMARY

Not applicable.

MAJOR POLICY CONSIDERATIONS BEING REQUESTED

Not applicable.

COUNTY OF INYO

BUD002A - BUDGET REQUESTS

RUNDATE: 06/30/2017 TODAY'S DATE: 08/18/2017

FOR FISCAL YEARS: 07/01/2015 - 06/30/18

	YTD ACTUALS 06/30/2016	BOARD APPROVED 06/30/2017	WORKING BUDGET 06/30/2017	YTD ACTUALS 06/30/2017	DEPT REQUESTED 06/30/2018	CAO RECOMM 06/30/2018	BOARD APPROVED 06/30/2018
BUDGET UNIT: 010405 AUDITOR CONTROLLER - GEN RESV							
FUND: 0006 GENERAL RESERVE							
REVENUES:							
4301 - INTEREST FROM TREASURY	\$15,967	\$16,000	\$16,000	\$26,702	\$25,000	\$25,000	\$0
REV USE OF MONEY & PROPERTY	\$15,967	\$16,000	\$16,000	\$26,702	\$25,000	\$25,000	\$0
TOTAL REVENUES:	<u>\$15,967</u>	<u>\$16,000</u>	<u>\$16,000</u>	<u>\$26,702</u>	<u>\$25,000</u>	<u>\$25,000</u>	<u>\$0</u>
EXPENSES:							
TOTAL EXPENSES:	<u>\$0</u>	<u>\$0</u>	<u>\$0</u>	<u>\$0</u>	<u>\$0</u>	<u>\$0</u>	<u>\$0</u>
BUDGET UNIT: 010405 AUDITOR CONTROLLER - GEN RESV	\$15,967	\$16,000	\$16,000	\$26,702	\$25,000	\$25,000	\$0

AUDITOR CONTROLLER GEOTHERMAL 010406

DEPARTMENTAL FUNCTIONS

This budget is used to isolate the County's receipts of geothermal royalties and show the Board of Supervisors' allocation of available funds. Due to the uncertainty of geothermal royalties, the Board of Supervisors directed that future royalties be treated as unanticipated revenue and appropriated as received. As such there are no revenue projections associated with this budget unit for Fiscal Year 2017-2018. Any expenditures represent appropriation of royalties that came in during the prior fiscal year.

MAJOR ACCOMPLISHMENTS IN FISCAL YEAR 2016-2017

- Not applicable

GOALS FOR FISCAL YEAR 2017-2018

- Not applicable

DEPARTMENTAL BUDGET REQUEST FOR FISCAL YEAR 2017-2018

The Department's Fiscal Year 2017-2018 Requested Budget represents an overall decrease of \$542,958 in expenditures, and an increase of \$0 in revenues, when compared to the Fiscal Year 2016-2017 Board Approved Budget. As a result, the Requested Net County Cost is decreased by \$542,958.

Personnel Costs did not change compared to the Fiscal Year 2016-2017 Board Approved Budget.

Revenues

(There are no changes in this object category from the previous fiscal year.)

Personnel

The Department's Requested Budget represents no change in the number of fulltime equivalent (FTE) positions that are supported by this budget.

There are no personnel in this budget.

Services & Supplies

(There are no changes in this object category from the previous fiscal year.)

Support & Care of Persons

(There are no changes in this object category from the previous fiscal year.)

Fixed Assets

(There are no changes in this object category from the previous fiscal year.)

FISCAL YEAR 2017-2018 REDUCTION IMPACTS TO BASE BUDGET

Not applicable.

FISCAL YEAR 2017-2018 STATE/FEDERAL FUNDING SUMMARY

Not applicable.

FISCAL YEAR 2017-2018 REGULATORY COMPLIANCE SUMMARY

Not applicable.

MAJOR POLICY CONSIDERATIONS BEING REQUESTED

Not applicable.

COUNTY OF INYO

BUD002A - BUDGET REQUESTS

RUNDATE: 06/30/2017 TODAY'S DATE: 08/18/2017

FOR FISCAL YEARS: 07/01/2015 - 06/30/18

	YTD ACTUALS 06/30/2016	BOARD APPROVED 06/30/2017	WORKING BUDGET 06/30/2017	YTD ACTUALS 06/30/2017	DEPT REQUESTED 06/30/2018	CAO RECOMM 06/30/2018	BOARD APPROVED 06/30/2018
BUDGET UNIT: 010406 AUDITOR CONTROLLER GEOTHERMAL							
FUND: 0010 GEOTHERMAL							
REVENUES:							
4381 - GEOTHERMAL ROYALTIES	\$248,489	\$0	\$0	\$210,955	\$0	\$0	\$0
RENTS & LEASES	\$248,489	\$0	\$0	\$210,955	\$0	\$0	\$0
TOTAL REVENUES:	<u>\$248,489</u>	<u>\$0</u>	<u>\$0</u>	<u>\$210,955</u>	<u>\$0</u>	<u>\$0</u>	<u>\$0</u>
EXPENSES:							
5801 - OPERATING TRANSFERS OUT	\$293,759	\$542,958	\$542,958	\$305,942	\$0	\$422,650	\$0
OTHER FINANCING USES	\$293,759	\$542,958	\$542,958	\$305,942	\$0	\$422,650	\$0
TOTAL EXPENSES:	<u>\$293,759</u>	<u>\$542,958</u>	<u>\$542,958</u>	<u>\$305,942</u>	<u>\$0</u>	<u>\$422,650</u>	<u>\$0</u>
BUDGET UNIT: 010406 AUDITOR CONTROLLER GEOTHERMAL	(\$45,269)	(\$542,958)	(\$542,958)	(\$94,986)	\$0	(\$422,650)	\$0

GENERAL REVENUE & EXPENDITURES

011900

DEPARTMENTAL FUNCTIONS

This budget unit was created to record those revenues and expenditures that are not specific to any General Fund department. This allows administration to better determine the Net County Cost of all other departments.

MAJOR ACCOMPLISHMENTS IN FISCAL YEAR 2016-2017

- Not Applicable.

GOALS FOR FISCAL YEAR 2017-2018

- Not Applicable.

DEPARTMENTAL BUDGET REQUEST FOR FISCAL YEAR 2017-2018

The Department's Fiscal Year 2017-2018 Requested Budget represents an overall decrease of \$557,591 in expenditures, and an increase of \$281,690 in revenues, when compared to the Fiscal Year 2016-2017 Board Approved Budget. As a result, the Requested Net County Cost is decreased by \$839,281.

Personnel Costs did not change compared to the Fiscal Year 2016-2017 Board Approved Budget.

Revenues

4001 (CURRENT SECURED TAXES) increased by \$261,035: Similar to last year, the increase to secured taxes is a direct result of the increase in Phillips Factor; **4005** (CURRENT UNSECURED AIRCRAFT TAX) decreased by \$1,500: The decrease in aircraft taxes is based on prior year actuals; **4008** (SB813 DISTRIBUTIONS) increased by \$2,991: The County is starting to see a small increase in the number of positive supplement, which is directly related to the sale of homes in Inyo County; **4021** (PRIOR YEAR SECURED TAXES) increased by \$5,000: This is based on prior year actuals; **4083** (TRANSIENT OCCUPANCY TAX) decreased by \$100,000: Due to the partial closure of Furnace Creek this is the estimated decrease; **4161** (FRANCHISE FEES) increased by \$28,400: Over the last three years there has been an increase in franchise fees showing stability in the amount we are receiving, which supports an increase to the revenue line; **4215** (JUSTICE COURT FINES) increased by \$10,000: After several years of declining revenues, the County is finally seeing an increase in collections; **4224** (COURT REALIGNMENT FINES) increased by \$15,000: After several years of declining revenues, the County is finally seeing an increase in collections; **4301** (INTEREST FROM TREASURY) increased by \$75,000: Interest revenue in Fiscal Year 2015-2016 has increased significantly and based on investments that are scheduled to settle in Fiscal Year 2017-2018, this supports an increase in the line item; **4303** (INTEREST ON TAX FUNDS) decreased by \$1,737: Last year a larger than normal distribution was completed; **4411** (STATE MOTOR VEHICLE IN LIEU TX) increased by \$700: This is based on prior year actuals; **4497** (STATE MANDATE PROGRAMS) increased by \$25,000: This line item has not been budgeted in several years because the State was not paying timely. Two years ago the state paid all back claims and has been timely with the current claims; **4541** (FEDERAL IN LIEU TAXES) decreased by \$203,975: Earlier this year the County received a budget blue-print that indicated PILT funding would be reduced back to historical funding levels;

4563 (CONTRIBUTION FROM DWP) increased by \$165,476: This allocation is pursuant to the Water Agreement and is adjusted every year for inflation in accordance with Los Angeles-Anaheim-Riverside All urban consumers Price Index; **4702** (RECORDING FEES) increased by \$300: This is based on prior year actuals.

Personnel

The Department's Requested Budget represents no change in the number of fulltime equivalent (FTE) positions that are supported by this budget.

There are no personnel in this budget.

Services & Supplies

5265 (PROFESSIONAL & SPECIAL SERVICE) increased by \$1,500: In the prior year, the County contracted with HDL for sales tax audit services and this is the flat fee associated with the contract; **5311** (GENERAL OPERATING EXPENSE) decreased by \$340: This expense has been moved to professional and special services.

Support & Care of Persons

(There are no changes in this object category from the previous fiscal year.)

Fixed Assets

(There are no changes in this object category from the previous fiscal year.)

FISCAL YEAR 2017-2018 REDUCTION IMPACTS TO BASE BUDGET

Reductions to this budget impact all general fund budgets that rely on general revenues to fund their services.

FISCAL YEAR 2017-2018 STATE/FEDERAL FUNDING SUMMARY

None.

FISCAL YEAR 2017-2018 REGULATORY COMPLIANCE SUMMARY

None.

MAJOR POLICY CONSIDERATIONS BEING REQUESTED

None.

COUNTY OF INYO

BUD002A - BUDGET REQUESTS

RUNDATE: 06/30/2017 TODAY'S DATE: 08/18/2017

FOR FISCAL YEARS: 07/01/2015 - 06/30/18

	YTD ACTUALS 06/30/2016	BOARD APPROVED 06/30/2017	WORKING BUDGET 06/30/2017	YTD ACTUALS 06/30/2017	DEPT REQUESTED 06/30/2018	CAO RECOMM 06/30/2018	BOARD APPROVED 06/30/2018
BUDGET UNIT: 011900 GENERAL REVENUE & EXPENDITURES							
FUND: 0001 GENERAL FUND							
REVENUES:							
4001 - CURRENT SECURED TAXES	\$10,765,399	\$10,355,280	\$10,355,280	\$11,229,338	\$10,616,315	\$10,616,315	\$0
4004 - CURRENT UNSECURED TAXES	\$1,269,303	\$1,034,770	\$1,034,770	\$1,187,253	\$1,034,770	\$1,034,770	\$0
4005 - CURRENT UNSECURED AIRCRAFT TAX	\$29,230	\$29,000	\$29,000	\$27,558	\$27,500	\$27,500	\$0
4008 - SB813 DISTRIBUTIONS	\$68,124	\$47,009	\$47,009	\$56,415	\$50,000	\$50,000	\$0
4021 - PRIOR YEAR SECURED TAXES	\$127,886	\$105,000	\$105,000	\$105,853	\$110,000	\$110,000	\$0
4023 - PRIOR YEAR UNSECURED TAXES	\$51,671	\$56,000	\$56,000	\$131,852	\$56,000	\$56,000	\$0
TAXES - PROPERTY	\$12,311,615	\$11,627,059	\$11,627,059	\$12,738,272	\$11,894,585	\$11,894,585	\$0
4083 - TRANSIENT OCCUPANCY TAX	\$3,469,915	\$2,782,500	\$2,782,500	\$3,738,180	\$2,682,500	\$2,482,500	\$0
TAXES - OTHER	\$3,469,915	\$2,782,500	\$2,782,500	\$3,738,180	\$2,682,500	\$2,482,500	\$0
4161 - FRANCHISE FEES	\$189,878	\$150,000	\$150,000	\$211,344	\$178,400	\$178,400	\$0
LICENSES & PERMITS	\$189,878	\$150,000	\$150,000	\$211,344	\$178,400	\$178,400	\$0
4215 - JUSTICE COURT FINES	\$199,259	\$185,000	\$185,000	\$228,660	\$195,000	\$195,000	\$0
4224 - COURT REALIGNMENT FINES	\$787,146	\$765,000	\$765,000	\$907,584	\$780,000	\$780,000	\$0
FINES & FORFEITURES	\$986,406	\$950,000	\$950,000	\$1,136,244	\$975,000	\$975,000	\$0
4301 - INTEREST FROM TREASURY	\$185,778	\$165,000	\$165,000	\$352,018	\$240,000	\$240,000	\$0
4303 - INTEREST ON TAX FUNDS	\$0	\$2,237	\$2,237	\$2,237	\$500	\$500	\$0
REV USE OF MONEY & PROPERTY	\$185,778	\$167,237	\$167,237	\$354,256	\$240,500	\$240,500	\$0
4411 - STATE MOTOR VEHICLE IN LIEU TX	\$6,244	\$6,200	\$6,200	\$6,973	\$6,900	\$6,900	\$0
4413 - PROPERTY TAX IN LIEU OF VLF	\$2,072,568	\$2,128,755	\$2,128,755	\$2,128,755	\$2,128,755	\$2,128,755	\$0
4472 - HOMEOWNERS PROPERTY TAX RELIEF	\$74,936	\$74,000	\$74,000	\$73,893	\$74,000	\$74,000	\$0
4497 - STATE MANDATE PROGRAMS	\$17,802	\$0	\$0	\$29,358	\$25,000	\$25,000	\$0
4541 - FEDERAL IN LIEU TAXES	\$1,771,993	\$1,803,975	\$1,803,975	\$1,803,975	\$1,600,000	\$1,842,476	\$0
4563 - CONTRIBUTION FROM DWP	\$3,520,291	\$3,704,402	\$3,704,402	\$3,704,402	\$3,869,878	\$3,869,878	\$0
4599 - OTHER AGENCIES	\$159,851	\$165,000	\$165,000	\$164,407	\$165,000	\$165,000	\$0
AID FROM OTHER GOVT AGENCIES	\$7,623,687	\$7,882,332	\$7,882,332	\$7,911,764	\$7,869,533	\$8,112,009	\$0
4605 - DELINQUENT TAX SALE FEE	\$0	\$0	\$0	\$720	\$0	\$0	\$0
4702 - RECORDING FEES	\$8,435	\$8,200	\$8,200	\$9,371	\$8,500	\$8,500	\$0

COUNTY OF INYO

BUD002A - BUDGET REQUESTS

RUNDATE: 06/30/2017 TODAY'S DATE: 08/18/2017

FOR FISCAL YEARS: 07/01/2015 - 06/30/18

	YTD ACTUALS 06/30/2016	BOARD APPROVED 06/30/2017	WORKING BUDGET 06/30/2017	YTD ACTUALS 06/30/2017	DEPT REQUESTED 06/30/2018	CAO RECOMM 06/30/2018	BOARD APPROVED 06/30/2018
4825 - OTHER CURRENT CHARGES	\$20,289	\$20,000	\$20,000	\$21,397	\$20,000	\$20,000	\$0
CHARGES FOR CURRENT SERVICES	\$28,724	\$28,200	\$28,200	\$31,488	\$28,500	\$28,500	\$0
4998 - OPERATING TRANSFERS IN	\$144	\$0	\$10,000	\$10,000	\$0	\$0	\$0
OTHER FINANCING SOURCES	\$144	\$0	\$10,000	\$10,000	\$0	\$0	\$0
4911 - SALES OF FIXED ASSETS	\$90	\$0	\$0	\$90	\$0	\$0	\$0
4961 - REIMBURSED EXPENSES	\$25,384	\$0	\$0	\$26,098	\$0	\$0	\$0
4999 - PRIOR YEARS REIMBURSEMENTS	\$21	\$0	\$0	\$688	\$0	\$0	\$0
OTHER REVENUE	\$25,495	\$0	\$0	\$26,877	\$0	\$0	\$0
TOTAL REVENUES:	\$24,821,647	\$23,587,328	\$23,597,328	\$26,158,429	\$23,869,018	\$23,911,494	\$0
EXPENSES:							
5162 - WITNESS EXPENSE	\$2,653	\$3,500	\$3,500	\$333	\$3,500	\$3,500	\$0
5265 - PROFESSIONAL & SPECIAL SERVICE	\$7,389	\$0	\$15,000	\$2,615	\$1,500	\$1,500	\$0
5311 - GENERAL OPERATING EXPENSE	\$81,711	\$91,700	\$91,700	\$80,643	\$91,360	\$91,360	\$0
5499 - PRIOR YEAR REFUNDS	\$35,602	\$0	\$0	\$0	\$0	\$0	\$0
SERVICES & SUPPLIES	\$127,357	\$95,200	\$110,200	\$83,592	\$96,360	\$96,360	\$0
5529 - TRIAL COURT MOE	\$657,200	\$670,438	\$670,438	\$700,840	\$710,438	\$760,438	\$0
5539 - OTHER AGENCY CONTRIBUTIONS	\$353,156	\$388,305	\$423,305	\$374,788	\$448,305	\$448,305	\$0
OTHER CHARGES	\$1,010,357	\$1,058,743	\$1,093,743	\$1,075,629	\$1,158,743	\$1,208,743	\$0
5801 - OPERATING TRANSFERS OUT	\$989,135	\$658,751	\$738,751	\$544,944	\$0	\$844,260	\$0
OTHER FINANCING USES	\$989,135	\$658,751	\$738,751	\$544,944	\$0	\$844,260	\$0
TOTAL EXPENSES:	\$2,126,849	\$1,812,694	\$1,942,694	\$1,704,166	\$1,255,103	\$2,149,363	\$0
BUDGET UNIT: 011900 GENERAL REVENUE & EXPENDITURES	\$22,694,797	\$21,774,634	\$21,654,634	\$24,454,262	\$22,613,915	\$21,762,131	\$0

IFAS UPGRADE 011806

DEPARTMENTAL FUNCTIONS

Periodically software vendors require their clients to upgrade to a new and "improved" software platform. This is the case for our integrated financial system (IFAS). Similar to a major upgrade the County undertook in 2007; Information Services and the Auditor-Controller are beginning the first stages of a major upgrade. This budget has been created to manage the cost of the project.

MAJOR ACCOMPLISHMENTS IN FISCAL YEAR 2016-2017

- Enter into a contract with Superior for upgrade services.

GOALS FOR FISCAL YEAR 2017-2018

- We are hopeful this will be a successful implementation and the upgrade will be up and running before the end of the fiscal year.

DEPARTMENTAL BUDGET REQUEST FOR FISCAL YEAR 2017-2018

The Department's Fiscal Year 2017-2018 Requested Budget represents an overall decrease of \$188,000 in expenditures, and an increase of \$0 in revenues, when compared to the Fiscal Year 2016-2017 Board Approved Budget. As a result, the Requested Net County Cost is decreased by \$188,000.

Personnel Costs did not change compared to the Fiscal Year 2016-2017 Board Approved Budget.

Revenues

(There are no changes in this object category from the previous fiscal year.)

Personnel

The Department's Requested Budget represents no change in the number of fulltime equivalent (FTE) positions that are supported by this budget.

There are no personnel in this budget

Services & Supplies

5265 (PROFESSIONAL & SPECIAL SERVICE) decreased by \$288,000: Final project costs have been received and can be budgeted accordingly.

Support & Care of Persons

(There are no changes in this object category from the previous fiscal year.)

Fixed Assets

5700 (CONSTRUCTION IN PROGRESS) increased by \$100,000: Final project costs have been received and can be budgeted accordingly.

FISCAL YEAR 2017-2018 REDUCTION IMPACTS TO BASE BUDGET

Not Applicable.

FISCAL YEAR 2017-2018 STATE/FEDERAL FUNDING SUMMARY

Not Applicable.

FISCAL YEAR 2017-2018 REGULATORY COMPLIANCE SUMMARY

Not Applicable.

MAJOR POLICY CONSIDERATIONS BEING REQUESTED

Not Applicable.

COUNTY OF INYO

BUD002A - BUDGET REQUESTS

RUNDATE: 06/30/2017 TODAY'S DATE: 08/18/2017

FOR FISCAL YEARS: 07/01/2015 - 06/30/18

	YTD ACTUALS 06/30/2016	BOARD APPROVED 06/30/2017	WORKING BUDGET 06/30/2017	YTD ACTUALS 06/30/2017	DEPT REQUESTED 06/30/2018	CAO RECOMM 06/30/2018	BOARD APPROVED 06/30/2018
BUDGET UNIT: 011806 IFAS UPGRADE							
FUND: 6999 COMPUTER SYSTEM FUND							
EXPENSES:							
5177 - MAINTENANCE OF COMPUTER SYSTEM	\$6,217	\$0	\$0	\$0	\$0	\$0	\$0
5265 - PROFESSIONAL & SPECIAL SERVICE	\$11,928	\$300,000	\$327,000	\$5,783	\$12,000	\$12,000	\$0
SERVICES & SUPPLIES	\$18,146	\$300,000	\$327,000	\$5,783	\$12,000	\$12,000	\$0
5650 - EQUIPMENT	\$15,818	\$0	\$0	\$0	\$0	\$0	\$0
5700 - CONSTRUCTION IN PROGRESS	\$0	\$0	\$0	\$0	\$100,000	\$100,000	\$0
FIXED ASSETS	\$15,818	\$0	\$0	\$0	\$100,000	\$100,000	\$0
TOTAL EXPENSES:	<u>\$33,964</u>	<u>\$300,000</u>	<u>\$327,000</u>	<u>\$5,783</u>	<u>\$112,000</u>	<u>\$112,000</u>	<u>\$0</u>
BUDGET UNIT: 011806 IFAS UPGRADE	(\$33,964)	(\$300,000)	(\$327,000)	(\$5,783)	(\$112,000)	(\$112,000)	\$0

INSURANCE, RETIREMENT, OASDI 011600

DEPARTMENTAL FUNCTIONS

Administered by the Personnel Department and the County Auditor, this budget is used by the County to reflect all fire, casualty, unemployment insurance and administrative costs from PERS for retiree health insurance.

MAJOR ACCOMPLISHMENTS IN FISCAL YEAR 2016-2017

- Not Applicable

GOALS FOR FISCAL YEAR 2017-2018

- Not Applicable

DEPARTMENTAL BUDGET REQUEST FOR FISCAL YEAR 2017-2018

The Department's Fiscal Year 2017-2018 Requested Budget represents an overall increase of \$67,567 in expenditures, and an increase of \$187,821 in revenues, when compared to the Fiscal Year 2016-2017 Board Approved Budget. As a result, the Requested Net County Cost is decreased by \$120,254.

Personnel Costs increased by \$87,567 compared to the Fiscal Year 2016-2017 Board Approved Budget, due to a premium increase in retiree medical costs..

Revenues

4822 (INTRA COUNTY INSURANCE ADMIN) increased by \$187,821: This revenue line item represents the non-general fund portion of the retiree health costs.

Personnel

The Department's Requested Budget represents no change in the number of fulltime equivalent (FTE) positions that are supported by this budget.

There are no personnel in the budget.

Services & Supplies

5158 (INSURANCE PREMIUM) decreased by \$20,000: The decrease is based on Fiscal Year 2017-2018 premium costs.

Support & Care of Persons

(There are no changes in this object category from the previous fiscal year.)

Fixed Assets

(There are no changes in this object category from the previous fiscal year.)

COUNTY OF INYO

BUD002A - BUDGET REQUESTS

RUNDATE: 06/30/2017 TODAY'S DATE: 08/18/2017

FOR FISCAL YEARS: 07/01/2015 - 06/30/18

	YTD ACTUALS 06/30/2016	BOARD APPROVED 06/30/2017	WORKING BUDGET 06/30/2017	YTD ACTUALS 06/30/2017	DEPT REQUESTED 06/30/2018	CAO RECOMM 06/30/2018	BOARD APPROVED 06/30/2018
BUDGET UNIT: 011600 INSURANCE, RETIREMENT, OASDI							
FUND: 0001 GENERAL FUND							
REVENUES:							
4822 - INTRA COUNTY INSURANCE ADMIN	\$871,590	\$991,465	\$991,465	\$1,012,117	\$1,179,286	\$1,179,286	\$0
CHARGES FOR CURRENT SERVICES	\$871,590	\$991,465	\$991,465	\$1,012,117	\$1,179,286	\$1,179,286	\$0
TOTAL REVENUES:	<u>\$871,590</u>	<u>\$991,465</u>	<u>\$991,465</u>	<u>\$1,012,117</u>	<u>\$1,179,286</u>	<u>\$1,179,286</u>	<u>\$0</u>
EXPENSES:							
5025 - RETIREE HEALTH BENEFITS	\$2,007,306	\$2,546,478	\$2,546,478	\$2,308,523	\$2,634,045	\$2,634,045	\$0
SALARIES & BENEFITS	\$2,007,306	\$2,546,478	\$2,546,478	\$2,308,523	\$2,634,045	\$2,634,045	\$0
5154 - UNEMPLOYMENT INSURANCE	\$14,764	\$30,000	\$30,000	\$16,388	\$30,000	\$30,000	\$0
5156 - INSURANCE CLAIMS	\$0	\$5,000	\$5,000	\$0	\$5,000	\$5,000	\$0
5158 - INSURANCE PREMIUM	\$87,873	\$90,000	\$90,000	\$85,674	\$70,000	\$70,000	\$0
5311 - GENERAL OPERATING EXPENSE	\$21,913	\$22,800	\$22,800	\$23,168	\$22,800	\$22,800	\$0
SERVICES & SUPPLIES	\$124,551	\$147,800	\$147,800	\$125,230	\$127,800	\$127,800	\$0
TOTAL EXPENSES:	<u>\$2,131,857</u>	<u>\$2,694,278</u>	<u>\$2,694,278</u>	<u>\$2,433,754</u>	<u>\$2,761,845</u>	<u>\$2,761,845</u>	<u>\$0</u>
BUDGET UNIT: 011600 INSURANCE, RETIREMENT, OASDI	(\$1,260,266)	(\$1,702,813)	(\$1,702,813)	(\$1,421,636)	(\$1,582,559)	(\$1,582,559)	\$0

CAO - GENERAL

010200

DEPARTMENTAL FUNCTIONS

The primary role of the Office of the County Administrator is to work with the Board of Supervisors and department heads to provide the highest level of service to the people of Inyo County. The Office is responsible for ensuring the policies of, and directions from, the Board of Supervisors are implemented and making policy recommendations to the Board when appropriate. The Office of the County Administrator, in conjunction with the Office of the Auditor-Controller, prepares and presents the annual County Budget, and manages and oversees the budget during the Fiscal Year. In addition, the Office encompasses the following divisions: Clerk of the Board, County Library, Economic Development, Emergency Services, Eastern California Museum, Information Services, Motor Pool, Parks and Recreation, Personnel, Public Defender, Purchasing, Risk Management, and Recycling and Waste Management. The Office also provides fiscal and administrative support to the Coroner's Office.

Other functions of the County Administrator's Office are to:

- o Plan, monitor, and oversee County operations, ensuring that Board policies are carried out in the most cost-effective manner.
- o Formulate short- and long-range plans and budgets.
- o Review, monitor, and recommend County structure, programs, services, and budgets.
- o Recommend, interpret, and carry out and enforce Board policies.
- o Supervise the administration of all department heads and units of government over which the Board of Supervisors has responsibility.
- o Prepare and coordinate Board agendas.
- o Review legislation for potential impacts to the County and prepare appropriate recommendations.
- o Represent the Board in the County's intergovernmental relations.

MAJOR ACCOMPLISHMENTS IN FISCAL YEAR 2016-2017

- Developed and administered Fiscal Year 2016-2017 County Budget, including Mid-Year and Third Quarter Financial Reviews.
- Developed and advanced framework to create a Groundwater Sustainability Agency Joint Powers Authority to meet Sustainable Groundwater Management Act mandates for the Owens Valley Groundwater Basin.
- Identified and engaged preeminent cannabis regulation consultant, and coordinated staff to develop proposed regulations for consideration by your Board of Supervisors.
- With the assistance and hard work of several departments, including Road and the Sheriff's Office, responded to winter storm emergencies, and coordinated a "more complex than usual" multi-agency preparation and response to the Here It Comes spring run-off emergency.
- Supported your Board of Supervisors, collectively and individually, on multiple issues including recruitments for four department head-level vacancies.

GOALS FOR FISCAL YEAR 2017-2018

- Prepare and administer the Fiscal Year 2017-2018 County Budget, including Mid-Year and Third Quarter Financial Reviews.

- Continue to coordinate development, presentation, and implementation of County commercial cannabis regulations amongst County departments, your Board, our communities, and other stakeholders.
- Support efforts to establish the Owens Valley Groundwater Basin Groundwater Sustainability Agency Joint Powers Authority as needed.
- Support your Board of Supervisors, collectively and individually, in responding to multiple issues of immediacy and importance which will most certainly arise throughout the year, including filling outstanding department head vacancies.
- Initiate Employee Engagement Program, and complete as many other projects on Office's punch list (many of which are identified in other budget narratives prepared by the Department) as time, energy, and resources permit.

DEPARTMENTAL BUDGET REQUEST FOR FISCAL YEAR 2017-2018

The Department's Fiscal Year 2017-2018 Requested Budget represents an overall increase of \$35,973 in expenditures, and a decrease of \$4,500 in revenues, when compared to the Fiscal Year 2016-2017 Board Approved Budget. As a result, the Requested Net County Cost is increased by \$40,473.

Personnel Costs increased by \$40,702 compared to the Fiscal Year 2016-2017 Board Approved Budget, due to budgeting the vacant Office Technician and increased benefit expenses.

Revenues

4821 (INTRA COUNTY CHARGES) decreased by \$4,500: no revenue anticipated this fiscal year.

Personnel

The Department's Requested Budget represents no change in the number of fulltime equivalent (FTE) positions that are supported by this budget.

There are no changes in FTE's

Services & Supplies

5265 (PROFESSIONAL & SPECIAL SERVICE) decreased by \$5,000: one less contract budgeted.

Support & Care of Persons

(There are no changes in this object category from the previous fiscal year.)

Fixed Assets

(There are no changes in this object category from the previous fiscal year.)

FISCAL YEAR 2017-2018 REDUCTION IMPACTS TO BASE BUDGET

Not Applicable

FISCAL YEAR 2017-2018 STATE/FEDERAL FUNDING SUMMARY

Not Applicable

FISCAL YEAR 2017-2018 REGULATORY COMPLIANCE SUMMARY

Not Applicable

MAJOR POLICY CONSIDERATIONS BEING REQUESTED

See above.

COUNTY OF INYO

BUD002A - BUDGET REQUESTS

RUNDATE: 06/30/2017 TODAY'S DATE: 08/18/2017

FOR FISCAL YEARS: 07/01/2015 - 06/30/18

	YTD ACTUALS 06/30/2016	BOARD APPROVED 06/30/2017	WORKING BUDGET 06/30/2017	YTD ACTUALS 06/30/2017	DEPT REQUESTED 06/30/2018	CAO RECOMM 06/30/2018	BOARD APPROVED 06/30/2018
BUDGET UNIT: 010200 CAO - GENERAL							
FUND: 0001 GENERAL FUND							
REVENUES:							
4821 - INTRA COUNTY CHARGES	\$0	\$4,500	\$4,500	\$0	\$0	\$0	\$0
CHARGES FOR CURRENT SERVICES	\$0	\$4,500	\$4,500	\$0	\$0	\$0	\$0
4998 - OPERATING TRANSFERS IN	\$0	\$0	\$0	\$0	\$0	\$165,000	\$0
OTHER FINANCING SOURCES	\$0	\$0	\$0	\$0	\$0	\$165,000	\$0
TOTAL REVENUES:	\$0	\$4,500	\$4,500	\$0	\$0	\$165,000	\$0
EXPENSES:							
5001 - SALARIED EMPLOYEES	\$414,298	\$408,438	\$408,438	\$409,115	\$432,382	\$429,037	\$0
5003 - OVERTIME	\$1,939	\$0	\$0	\$848	\$0	\$0	\$0
5021 - RETIREMENT & SOCIAL SECURITY	\$30,196	\$29,639	\$29,639	\$29,570	\$31,593	\$31,335	\$0
5022 - PERS RETIREMENT	\$103,994	\$109,394	\$109,394	\$108,391	\$71,057	\$70,870	\$0
5024 - RETIREMENT-UNFUNDED LIAB	\$0	\$0	\$0	\$0	\$45,776	\$45,776	\$0
5031 - MEDICAL INSURANCE	\$15,819	\$20,104	\$20,104	\$19,948	\$30,518	\$28,099	\$0
5032 - DISABILITY INSURANCE	\$3,046	\$3,462	\$3,462	\$3,159	\$3,684	\$3,651	\$0
5042 - SICK LEAVE BUY OUT	\$3,195	\$3,196	\$3,196	\$3,195	\$0	\$0	\$0
5043 - OTHER BENEFITS	\$19,347	\$19,275	\$19,275	\$19,274	\$19,200	\$19,200	\$0
SALARIES & BENEFITS	\$591,839	\$593,508	\$593,508	\$593,503	\$634,210	\$627,968	\$0
5122 - CELL PHONES	\$317	\$800	\$800	\$506	\$800	\$800	\$0
5171 - MAINTENANCE OF EQUIPMENT	\$0	\$250	\$250	\$0	\$250	\$250	\$0
5211 - MEMBERSHIPS	\$0	\$0	\$130	\$0	\$0	\$0	\$0
5232 - OFFICE & OTHER EQUIP < \$5,000	\$0	\$1,000	\$870	\$0	\$1,000	\$1,000	\$0
5263 - ADVERTISING	\$167	\$300	\$300	\$42	\$300	\$300	\$0
5265 - PROFESSIONAL & SPECIAL SERVICE	\$250	\$15,300	\$90,300	\$250	\$10,300	\$10,300	\$0
5291 - OFFICE, SPACE & SITE RENTAL	\$0	\$1,000	\$1,000	\$0	\$1,000	\$1,000	\$0
5311 - GENERAL OPERATING EXPENSE	\$7,648	\$11,000	\$11,000	\$11,004	\$11,000	\$11,000	\$0
5331 - TRAVEL EXPENSE	\$6,526	\$7,000	\$7,000	\$6,266	\$7,000	\$7,000	\$0
5351 - UTILITIES	\$292	\$1,000	\$1,000	\$291	\$1,000	\$1,000	\$0
SERVICES & SUPPLIES	\$15,202	\$37,650	\$112,650	\$18,361	\$32,650	\$32,650	\$0
5121 - INTERNAL CHARGES	\$0	\$1,500	\$1,372	\$0	\$1,500	\$1,500	\$0

COUNTY OF INYO

BUD002A - BUDGET REQUESTS

RUNDATE: 06/30/2017 TODAY'S DATE: 08/18/2017

FOR FISCAL YEARS: 07/01/2015 - 06/30/18

	YTD ACTUALS 06/30/2016	BOARD APPROVED 06/30/2017	WORKING BUDGET 06/30/2017	YTD ACTUALS 06/30/2017	DEPT REQUESTED 06/30/2018	CAO RECOMM 06/30/2018	BOARD APPROVED 06/30/2018
5123 - TECH REFRESH EXPENSE	\$5,696	\$6,401	\$6,401	\$6,401	\$3,944	\$3,944	\$0
5128 - INTERNAL SHREDDING CHARGES	\$390	\$352	\$480	\$480	\$500	\$500	\$0
5129 - INTERNAL COPY CHARGES (NON-IS)	\$1,379	\$2,907	\$2,907	\$1,925	\$2,590	\$2,590	\$0
5152 - WORKERS COMPENSATION	\$8,754	\$8,626	\$8,626	\$8,626	\$11,112	\$11,112	\$0
5155 - PUBLIC LIABILITY INSURANCE	\$4,215	\$4,648	\$4,648	\$4,647	\$5,059	\$5,059	\$0
5333 - MOTOR POOL	\$0	\$840	\$840	\$0	\$840	\$840	\$0
INTERNAL CHARGES	\$20,434	\$25,274	\$25,274	\$22,080	\$25,545	\$25,545	\$0
5901 - CONTINGENCIES	\$0	\$0	\$0	\$0	\$0	\$165,000	\$0
RESERVES	\$0	\$0	\$0	\$0	\$0	\$165,000	\$0
TOTAL EXPENSES:	\$627,476	\$656,432	\$731,432	\$633,945	\$692,405	\$851,163	\$0
BUDGET UNIT: 010200 CAO - GENERAL	(\$627,476)	(\$651,932)	(\$726,932)	(\$633,945)	(\$692,405)	(\$686,163)	\$0

CAO - ACO

010201

DEPARTMENTAL FUNCTIONS

The CAO - Accumulated Capital Outlay budget is managed by the County Administrator to budget expenditures and revenues for certain acquisition and improvement projects. This budget unit was reinstated during Fiscal Year 2007-2008 to budget funding for tenant improvement costs associated with relocation of County offices in the Bishop area. In Fiscal Year 2010-2011, the budget was activated as part of the Mid-Year Financial Review to appropriate additional funds to complete the aforementioned tenant improvements, conduct property appraisals, and purchase property easements. Since then, the budget has been used to provide funding necessary for a variety of capital projects for existing and new County facilities, including providing matching funds for projects being funded with airport improvement grants in Lone Pine and Bishop.

MAJOR ACCOMPLISHMENTS IN FISCAL YEAR 2016-2017

- Supported infrastructure projects and improvements, and participated in regional discussions to bring commercial air service to the Bishop Airport.
- Completed a ground lease with the Judicial Council of California to make County-owned land in Independence available for construction of a new modular courthouse, and renewed efforts to make land available for construction of a new permanent courthouse in Independence.
- Continued lease negotiations for Consolidated Office Building Project.
- Worked with County Counsel to resume work on 21st Century Obsidian Project contract document, and promoted project to funding agencies in Washington, D.C.
- Engaged senior California Department of Fish and Wildlife officials in discussion regarding transfer of Historic Mount Whitney Fish Hatchery from the State of California to the County of Inyo.

GOALS FOR FISCAL YEAR 2017-2018

- Fund the preparation of a Draft Part 139 Airport Certification Manual (ACM) for the Bishop Airport.
- Continue to support infrastructure improvements and regional discussions to bring commercial air service to the Bishop Airport.
- o Finalize contract and begin securing funding to begin constructing the 21st Century Obsidian Project to provide final-mile fiber-optic connections between Digital 395 and all Owens Valley premises.
- Evaluate long-term, cost-effective options for County office space in Independence and Bishop, including consideration of lease for new Consolidated Office Building once the developer completes the permitting process, and presents new cost information for analysis.
- Facilitate acquisition and reuse of Historic Mount Whitney Fish Hatchery.

DEPARTMENTAL BUDGET REQUEST FOR FISCAL YEAR 2017-2018

The Department's Fiscal Year 2017-2018 Requested Budget represents an overall increase of \$25,000 in expenditures, and a decrease of \$200,000 in revenues, when compared to the Fiscal Year 2016-2017 Board Approved Budget. As a result, the Requested Net County Cost is increased by \$225,000.

Personnel Costs did not change compared to the Fiscal Year 2016-2017 Board Approved Budget.

Revenues

4998 (OPERATING TRANSFERS IN) decreased by \$200,000: Operating transfers are determined at a later date.

Personnel

The Department's Requested Budget represents no change in the number of fulltime equivalent (FTE) positions that are supported by this budget.

There are no personnel associated with this budget

Services & Supplies

5265 (PROFESSIONAL & SPECIAL SERVICE) increased by \$25,000: increased contracts.

Support & Care of Persons

(There are no changes in this object category from the previous fiscal year.)

Fixed Assets

(There are no changes in this object category from the previous fiscal year.)

FISCAL YEAR 2017-2018 REDUCTION IMPACTS TO BASE BUDGET

Not Applicable

FISCAL YEAR 2017-2018 STATE/FEDERAL FUNDING SUMMARY

Not Applicable

FISCAL YEAR 2017-2018 REGULATORY COMPLIANCE SUMMARY

Not Applicable

MAJOR POLICY CONSIDERATIONS BEING REQUESTED

Each of the Goals presented above represent policy considerations by your Board of Supervisors, which will ultimately dictate how and if projects proceed.

COUNTY OF INYO

BUD002A - BUDGET REQUESTS

RUNDATE: 06/30/2017 TODAY'S DATE: 08/18/2017

FOR FISCAL YEARS: 07/01/2015 - 06/30/18

	YTD ACTUALS 06/30/2016	BOARD APPROVED 06/30/2017	WORKING BUDGET 06/30/2017	YTD ACTUALS 06/30/2017	DEPT REQUESTED 06/30/2018	CAO RECOMM 06/30/2018	BOARD APPROVED 06/30/2018
BUDGET UNIT: 010201 CAO - ACO							
FUND: 0003 ACCUMULATIVE CAPITAL OUTLAY							
REVENUES:							
4497 - STATE MANDATE PROGRAMS	\$107,192	\$0	\$0	\$0	\$0	\$0	\$0
AID FROM OTHER GOVT AGENCIES	\$107,192	\$0	\$0	\$0	\$0	\$0	\$0
4821 - INTRA COUNTY CHARGES	\$4,408	\$0	\$0	\$0	\$0	\$0	\$0
4825 - OTHER CURRENT CHARGES	\$51,351	\$51,351	\$51,351	\$51,351	\$51,351	\$51,351	\$0
CHARGES FOR CURRENT SERVICES	\$55,759	\$51,351	\$51,351	\$51,351	\$51,351	\$51,351	\$0
4998 - OPERATING TRANSFERS IN	\$289,159	\$200,000	\$200,000	\$200,000	\$0	\$206,000	\$0
OTHER FINANCING SOURCES	\$289,159	\$200,000	\$200,000	\$200,000	\$0	\$206,000	\$0
TOTAL REVENUES:	\$452,110	\$251,351	\$251,351	\$251,351	\$51,351	\$257,351	\$0
EXPENSES:							
5191 - MAINTENANCE OF STRUCTURES	\$0	\$10,000	\$10,000	\$0	\$10,000	\$10,000	\$0
5265 - PROFESSIONAL & SPECIAL SERVICE	\$0	\$75,000	\$88,595	\$0	\$100,000	\$190,000	\$0
SERVICES & SUPPLIES	\$0	\$85,000	\$98,595	\$0	\$110,000	\$200,000	\$0
5801 - OPERATING TRANSFERS OUT	\$114,135	\$0	\$0	\$0	\$0	\$0	\$0
OTHER FINANCING USES	\$114,135	\$0	\$0	\$0	\$0	\$0	\$0
TOTAL EXPENSES:	\$114,135	\$85,000	\$98,595	\$0	\$110,000	\$200,000	\$0
BUDGET UNIT: 010201 CAO - ACO	\$337,974	\$166,351	\$152,756	\$251,351	(\$58,649)	\$57,351	\$0

COUNTY OF INYO

BUD002A - BUDGET REQUESTS

RUNDATE: 06/30/2017 TODAY'S DATE: 08/18/2017

FOR FISCAL YEARS: 07/01/2015 - 06/30/18

	YTD ACTUALS 06/30/2016	BOARD APPROVED 06/30/2017	WORKING BUDGET 06/30/2017	YTD ACTUALS 06/30/2017	DEPT REQUESTED 06/30/2018	CAO RECOMM 06/30/2018	BOARD APPROVED 06/30/2018
BUDGET UNIT: 699900 COMPUTER SYSTEMS FUND							
FUND: 6999 COMPUTER SYSTEM FUND							
REVENUES:							
4998 - OPERATING TRANSFERS IN	\$0	\$0	\$0	\$0	\$0	\$160,000	\$0
OTHER FINANCING SOURCES	\$0	\$0	\$0	\$0	\$0	\$160,000	\$0
TOTAL REVENUES:	<u>\$0</u>	<u>\$0</u>	<u>\$0</u>	<u>\$0</u>	<u>\$0</u>	<u>\$160,000</u>	<u>\$0</u>
EXPENSES:							
TOTAL EXPENSES:	<u>\$0</u>	<u>\$0</u>	<u>\$0</u>	<u>\$0</u>	<u>\$0</u>	<u>\$0</u>	<u>\$0</u>
BUDGET UNIT: 699900 COMPUTER SYSTEMS FUND	\$0	\$0	\$0	\$0	\$0	\$160,000	\$0

COMPUTER UPGRADE 011808

DEPARTMENTAL FUNCTIONS

The Computer Upgrade budget is intended to fund County technical infrastructure upgrades. The budget was established in acknowledgement of the need to periodically update the technology employed at the County.

MAJOR ACCOMPLISHMENTS IN FISCAL YEAR 2016-2017

- Acquisition and deployment of approximately 25% of end-user computers

GOALS FOR FISCAL YEAR 2017-2018

- Upgrade approximately 25% of core servers
- Upgrade approximately 25% of core network switches
- Upgrade approximately 25% of end-user computers
- Migrate 100% of County computers from Windows 7 to Windows 10

DEPARTMENTAL BUDGET REQUEST FOR FISCAL YEAR 2017-2018

The Department's Fiscal Year 2017-2018 Requested Budget represents an overall increase of \$80,427 in expenditures, and an increase of \$80,427 in revenues, when compared to the Fiscal Year 2016-2017 Board Approved Budget. As a result, the Requested Net County Cost is increased by \$0.

The budget request is based on an analysis of costs and revenues for anticipated justified technology upgrades in FY 2017-2018

Personnel Costs did not change compared to the Fiscal Year 2016-2017 Board Approved Budget.

Revenues

4823 (TECH REFRESH REVENUE) increased by \$80,427: Based on an analysis of costs and revenues for anticipated justified technology upgrades in FY 2017-2018.

Personnel

The Department's Requested Budget represents no change in the number of fulltime equivalent (FTE) positions that are supported by this budget.

The Computer Upgrade budget does not support any personnel positions.

Services & Supplies

5232 (OFFICE & OTHER EQUIP < \$5,000) increased by \$80,427: Based on an analysis of costs and revenues for anticipated justified technology upgrades in FY 2017-2018.

Support & Care of Persons

(There are no changes in this object category from the previous fiscal year.)

Fixed Assets

(There are no changes in this object category from the previous fiscal year.)

FISCAL YEAR 2017-2018 REDUCTION IMPACTS TO BASE BUDGET

There are no significant impacts anticipated in this budget in meeting the FY 2017-2018 budget parameter guidelines.

FISCAL YEAR 2017-2018 STATE/FEDERAL FUNDING SUMMARY

Not Applicable.

FISCAL YEAR 2017-2018 REGULATORY COMPLIANCE SUMMARY

Not Applicable.

MAJOR POLICY CONSIDERATIONS BEING REQUESTED

None.

COUNTY OF INYO

BUD002A - BUDGET REQUESTS

RUNDATE: 06/30/2017 TODAY'S DATE: 08/18/2017

FOR FISCAL YEARS: 07/01/2015 - 06/30/18

	YTD ACTUALS 06/30/2016	BOARD APPROVED 06/30/2017	WORKING BUDGET 06/30/2017	YTD ACTUALS 06/30/2017	DEPT REQUESTED 06/30/2018	CAO RECOMM 06/30/2018	BOARD APPROVED 06/30/2018
BUDGET UNIT: 011808 COMPUTER UPGRADE							
FUND: 6998 COMPUTER UPGRADE FUND							
REVENUES:							
4823 - TECH REFRESH REVENUE	\$171,826	\$266,245	\$266,245	\$266,245	\$346,672	\$346,672	\$0
CHARGES FOR CURRENT SERVICES	\$171,826	\$266,245	\$266,245	\$266,245	\$346,672	\$346,672	\$0
4999 - PRIOR YEARS REIMBURSEMENTS	\$9,662	\$0	\$0	\$0	\$0	\$0	\$0
OTHER REVENUE	\$9,662	\$0	\$0	\$0	\$0	\$0	\$0
TOTAL REVENUES:	<u>\$181,488</u>	<u>\$266,245</u>	<u>\$266,245</u>	<u>\$266,245</u>	<u>\$346,672</u>	<u>\$346,672</u>	<u>\$0</u>
EXPENSES:							
5232 - OFFICE & OTHER EQUIP < \$5,000	\$97,587	\$266,245	\$266,354	\$211,367	\$346,672	\$346,672	\$0
5265 - PROFESSIONAL & SPECIAL SERVICE SERVICES & SUPPLIES	\$640 \$98,227	\$0 \$266,245	\$0 \$266,354	\$0 \$211,367	\$0 \$346,672	\$0 \$346,672	\$0 \$0
TOTAL EXPENSES:	<u>\$98,227</u>	<u>\$266,245</u>	<u>\$266,354</u>	<u>\$211,367</u>	<u>\$346,672</u>	<u>\$346,672</u>	<u>\$0</u>
BUDGET UNIT: 011808 COMPUTER UPGRADE	\$83,260	\$0	(\$109)	\$54,877	\$0	\$0	\$0

COUNTY OF INYO

BUD002A - BUDGET REQUESTS

RUNDATE: 06/30/2017 TODAY'S DATE: 08/18/2017

FOR FISCAL YEARS: 07/01/2015 - 06/30/18

	YTD ACTUALS 06/30/2016	BOARD APPROVED 06/30/2017	WORKING BUDGET 06/30/2017	YTD ACTUALS 06/30/2017	DEPT REQUESTED 06/30/2018	CAO RECOMM 06/30/2018	BOARD APPROVED 06/30/2018
BUDGET UNIT: 087100 CONTINGENCIES - GENERAL							
FUND: 0001 GENERAL FUND							
EXPENSES:							
5901 - CONTINGENCIES	\$0	\$112,353	\$16,148	\$0	\$0	\$17,117	\$0
5902 - CONTINGENCIES - PY ENCUMBRANCE	\$0	\$0	\$80,919	\$0	\$0	\$0	\$0
RESERVES	\$0	\$112,353	\$97,067	\$0	\$0	\$17,117	\$0
TOTAL EXPENSES:	\$0	\$112,353	\$97,067	\$0	\$0	\$17,117	\$0
BUDGET UNIT: 087100 CONTINGENCIES - GENERAL	\$0	(\$112,353)	(\$97,067)	\$0	\$0	(\$17,117)	\$0

COUNTY LIABILITY TRUST

500903

DEPARTMENTAL FUNCTIONS

Administered by Risk Management, this budget reflects costs for the County's liability program. Costs include insurance premiums, legal defense, claims, investigations, trials and professional services. The contracts for outside legal counsel are also included in this budget.

MAJOR ACCOMPLISHMENTS IN FISCAL YEAR 2016-2017

- Managed claims against the County.
- Coordinated and worked with outside legal counsel on litigated civil claims.
- Sat on the Board of Directors and Underwriting Committee for CSAC EIA.

GOALS FOR FISCAL YEAR 2017-2018

- Manage claims against the County.
- Coordinate with outside legal counsel.
- Sit on the Board of Directors and Underwriting Committee for the CSAC EIA.
- Work with Departments to minimize risk to the County.

DEPARTMENTAL BUDGET REQUEST FOR FISCAL YEAR 2017-2018

The Department's Fiscal Year 2017-2018 Requested Budget represents an overall increase of \$13,200 in expenditures, and an increase of \$13,000 in revenues, when compared to the Fiscal Year 2016-2017 Board Approved Budget. As a result, the Requested Net County Cost is increased by \$200.

There is no interest budgeted this fiscal year.

Personnel Costs did not change compared to the Fiscal Year 2016-2017 Board Approved Budget.

Revenues

4301 (INTEREST FROM TREASURY) decreased by \$200: Not budgeting interest this year; **4822** (INTRA COUNTY INSURANCE ADMIN) increased by \$13,200: Professional services and claims cost increased.

Personnel

The Department's Requested Budget represents no change in the number of fulltime equivalent (FTE) positions that are supported by this budget.

There are no personnel in this budget.

Services & Supplies

5156 (INSURANCE CLAIMS) decreased by \$20,000: Decreased Claims; **5158** (INSURANCE PREMIUM) increased by \$75,700: Insurance premiums increased; **5265** (PROFESSIONAL & SPECIAL SERVICE) decreased by \$42,500: Outside counsel decreased.

Support & Care of Persons

(There are no changes in this object category from the previous fiscal year.)

Fixed Assets

(There are no changes in this object category from the previous fiscal year.)

FISCAL YEAR 2017-2018 REDUCTION IMPACTS TO BASE BUDGET

N/A

FISCAL YEAR 2017-2018 STATE/FEDERAL FUNDING SUMMARY

N/A

FISCAL YEAR 2017-2018 REGULATORY COMPLIANCE SUMMARY

N/A

MAJOR POLICY CONSIDERATIONS BEING REQUESTED

N/A

COUNTY OF INYO

BUD002A - BUDGET REQUESTS

RUNDATE: 06/30/2017 TODAY'S DATE: 08/18/2017

FOR FISCAL YEARS: 07/01/2015 - 06/30/18

	YTD ACTUALS 06/30/2016	BOARD APPROVED 06/30/2017	WORKING BUDGET 06/30/2017	YTD ACTUALS 06/30/2017	DEPT REQUESTED 06/30/2018	CAO RECOMM 06/30/2018	BOARD APPROVED 06/30/2018
BUDGET UNIT: 500903 COUNTY LIABILITY TRUST							
FUND: 5701 COUNTY LIABILITY TRUST							
REVENUES:							
4301 - INTEREST FROM TREASURY	\$801	\$200	\$200	\$3,511	\$0	\$0	\$0
REV USE OF MONEY & PROPERTY	\$801	\$200	\$200	\$3,511	\$0	\$0	\$0
4747 - INSURANCE PAYMENTS	\$252,132	\$0	\$0	\$0	\$0	\$0	\$0
4822 - INTRA COUNTY INSURANCE ADMIN	\$639,100	\$787,781	\$787,781	\$679,396	\$800,981	\$800,981	\$0
CHARGES FOR CURRENT SERVICES	\$891,232	\$787,781	\$787,781	\$679,396	\$800,981	\$800,981	\$0
4959 - MISCELLANEOUS REVENUE	\$0	\$0	\$0	\$8,895	\$0	\$0	\$0
OTHER REVENUE	\$0	\$0	\$0	\$8,895	\$0	\$0	\$0
TOTAL REVENUES:	\$892,034	\$787,981	\$787,981	\$691,803	\$800,981	\$800,981	\$0
EXPENSES:							
5156 - INSURANCE CLAIMS	\$6,841	\$125,000	\$121,995	\$3,885	\$105,000	\$105,000	\$0
5158 - INSURANCE PREMIUM	\$274,231	\$258,900	\$241,475	\$241,474	\$334,600	\$334,600	\$0
5265 - PROFESSIONAL & SPECIAL SERVICE	\$325,449	\$395,081	\$480,503	\$412,960	\$352,581	\$352,581	\$0
5311 - GENERAL OPERATING EXPENSE	\$4,470	\$5,500	\$4,470	\$4,470	\$5,500	\$5,500	\$0
5331 - TRAVEL EXPENSE	\$0	\$1,500	\$1,500	\$296	\$1,500	\$1,500	\$0
SERVICES & SUPPLIES	\$610,993	\$785,981	\$849,943	\$663,086	\$799,181	\$799,181	\$0
5333 - MOTOR POOL	\$788	\$1,800	\$1,800	\$1,304	\$1,800	\$1,800	\$0
INTERNAL CHARGES	\$788	\$1,800	\$1,800	\$1,304	\$1,800	\$1,800	\$0
TOTAL EXPENSES:	\$611,781	\$787,781	\$851,743	\$664,391	\$800,981	\$800,981	\$0
BUDGET UNIT: 500903 COUNTY LIABILITY TRUST	\$280,253	\$200	(\$63,762)	\$27,412	\$0	\$0	\$0

COUNTY LIBRARY

066700

DEPARTMENTAL FUNCTIONS

The Inyo County Free Library was formed on September 15, 1913 by Resolution of the Inyo County Board of Supervisors for the "education, culture and pleasure" of the people of Inyo County. Reflecting and enhancing that early vision, the Library's mission "is to provide all citizens of the county with access to materials which can improve their minds, broaden their lives, and fulfill their cultural, civic intellectual, educational, and recreational needs". The Library offers internet access to residents and travelers, provides reference and research services to the public and County staff, collects and maintains local history materials, conducts outreach programs for children and adults, and acquires media and books reflecting a wide range of interests and needs. The Inyo County Free Library has daily direct interaction with a wide range of Inyo County residents and visitors, and is often their only contact with a County department. The Library seeks to maintain high level of public service and customer interaction which reinforces Inyo County's positive image to citizens and visitors.

MAJOR ACCOMPLISHMENTS IN FISCAL YEAR 2016-2017

- Cataloged 1,890 books and audiovisual materials for collection in libraries throughout the County and added over 32,080 items to the Library's catalog.
- Completed the implementation of the integrated library system, including circulation functions.
- Purchased and made available through the library website e-books, e-magazines, and downloadable audiobooks.
- Participated in the California Revealed project to digitize local historical resources.
- Improved collections through preservation, repairing 730 books, and replacing many worn items.

GOALS FOR FISCAL YEAR 2017-2018

- Expand and improve the Central Library when adjacent space becomes available.
- Continue digitizing local newspapers, in conjunction with the California Digital Newspaper Collection, and microfilm those papers that have not been filmed yet.
- Improve space for local archives.
- Continue improvements to the Lone Pine Library.
- Expand outreach and programming for children and adults.

DEPARTMENTAL BUDGET REQUEST FOR FISCAL YEAR 2017-2018

The Department's Fiscal Year 2017-2018 Requested Budget represents an overall increase of \$59,043 in expenditures, and a decrease of \$25,000 in revenues, when compared to the Fiscal Year 2016-2017 Board Approved Budget. As a result, the Requested Net County Cost is increased by \$84,043.

The decrease in revenue is because \$25,000 in one time funds from an outside entity were available for library automation in FY 2016-2017. Revenues generated by the library are projected to be \$6,050 this year.

The increase in expenses is largely due to staffing costs and unfunded retirement (\$66,526), equipment needs

for automated system support (\$2,245), and increased cost of e-materials (\$1,990). Other factors affecting expenses include the increased cost of the tech refresh program and telephone expense due to the cessation of e-rate funding for telephone charges.

Personnel Costs increased by \$66,526 compared to the Fiscal Year 2016-2017 Board Approved Budget, due to the inclusion of the unfunded retirement, and a requested Librarian III position to manage a large branch and alleviate closures due to absences. Now that the Library is in a completely automated environment, while some tasks have been reduced or eliminated, materials handling has increased as items must be tracked as they move throughout the libraries. Any time-saving measures from the integrated library system will be utilized. This new librarian will be cross-trained on system maintenance and all other professional duties, with a focus on patron services.

Revenues

4599 (OTHER AGENCIES) decreased by \$25,000: Library automation was funded in part by an outside organization last year.

Personnel

The Department's Requested Budget represents an increase in the number of fulltime equivalent (FTE) positions that are supported by this budget.

There are 7 permanent FTE in this budget. With the modifications requested in this budget, there will be four fulltime and six part-time employees operating the six branches of the library system and the law library. Last year, there were 6 FTE including two employees shared with the Eastern California Museum. For the last three fiscal years branch libraries often closed during staff absences due to a lack of available coverage. The addition of a Librarian III will relieve library closures, provide management to a large branch, back up technical services, improve library programming, and assist with behind the scenes activities that are not able to be done with the present staffing levels.

Services & Supplies

5232 (OFFICE & OTHER EQUIP < \$5,000) increased by \$2,245: This increase is due to the need for equipment replacement during the year. In an automated environment, equipment failure must be remediated immediately in order for the library to function; **5260** (HEALTH - EMPLOYEE PHYSICALS) increased by \$100: This increase is to cover the cost of background checks for new employees; **5263** (ADVERTISING) increased by \$450: This increase is to cover the cost of advertising for vacancies; **5265** (PROFESSIONAL & SPECIAL SERVICE) decreased by \$20,850: This decrease is because a contract with a conversion specialist that was needed in the last FY is no longer needed; **5311** (GENERAL OPERATING EXPENSE) increased by \$480: This increase is due to the need to improve bandwidth in a branch library; **5325** (LIBRARY BOOKS & SUBSCRIPTIONS) increased by \$1,990: This increase reflects the cost of e-materials. The request for print materials remains \$30,000, while the average materials budget for libraries serving a population our size exceeds \$100,000. The library uses a variety of methods to reduce the cost of materials, including purchasing used items and reviewing donations. The California State Library continues to support the ZipBooks for Rural Libraries program, which helps alleviate patron demand; **5331** (TRAVEL EXPENSE) increased by \$400: This increase is to fund two trips to the Tecopa-Shoshone area; **5351** (UTILITIES) increased by \$2,208: For several years, Inyo County Free Library has participated in the e-rate program which reduced telephone costs. E-rate reform has eliminated funding for telephone expenses.

Support & Care of Persons

(There are no changes in this object category from the previous fiscal year.)

Fixed Assets

(There are no changes in this object category from the previous fiscal year.)

FISCAL YEAR 2017-2018 REDUCTION IMPACTS TO BASE BUDGET

If the Library's budget remains at the status quo level, there will be a reduction in the print materials purchased, a continuing backlog of collection maintenance will remain, and unanticipated library closures due to staff absences will continue. According to the Library Journal's annual budget survey, the average budget for a library that serves our population size is over \$900,000, with a materials budget of over \$100,000, a salary budget of \$578,000, and a technology budget of \$40,000. Library employees are cognizant of the need for economy and frugality, and seek creative cost-free solutions to problems.

FISCAL YEAR 2017-2018 STATE/FEDERAL FUNDING SUMMARY

There are no direct State or Federal revenues in this budget. The Library receives the benefit of State and Federal funds through programs managed by Califa, a nonprofit library partner. The Library also benefits from State and Federal funds through programs provided by the Inland Library System. Examples of programs are ZipBooks for Rural Libraries, the California Revealed Project, and Books4U. All of these programs have enabled the Library to enhance collections and access.

FISCAL YEAR 2017-2018 REGULATORY COMPLIANCE SUMMARY

There are no regulatory compliance expenditures in this budget.

MAJOR POLICY CONSIDERATIONS BEING REQUESTED

There are no major policy changes being considered.

COUNTY OF INYO

BUD002A - BUDGET REQUESTS

RUNDATE: 06/30/2017 TODAY'S DATE: 08/18/2017

FOR FISCAL YEARS: 07/01/2015 - 06/30/18

	YTD ACTUALS 06/30/2016	BOARD APPROVED 06/30/2017	WORKING BUDGET 06/30/2017	YTD ACTUALS 06/30/2017	DEPT REQUESTED 06/30/2018	CAO RECOMM 06/30/2018	BOARD APPROVED 06/30/2018
BUDGET UNIT: 066700 COUNTY LIBRARY							
FUND: 0001 GENERAL FUND							
REVENUES:							
4599 - OTHER AGENCIES	\$0	\$25,000	\$25,000	\$15,635	\$0	\$0	\$0
AID FROM OTHER GOVT AGENCIES	\$0	\$25,000	\$25,000	\$15,635	\$0	\$0	\$0
4771 - LIBRARY SERVICES	\$2,172	\$2,004	\$2,004	\$1,542	\$2,004	\$2,004	\$0
4825 - OTHER CURRENT CHARGES	\$0	\$0	\$0	\$2	\$0	\$0	\$0
CHARGES FOR CURRENT SERVICES	\$2,172	\$2,004	\$2,004	\$1,545	\$2,004	\$2,004	\$0
4998 - OPERATING TRANSFERS IN	\$700	\$0	\$0	\$0	\$0	\$0	\$0
OTHER FINANCING SOURCES	\$700	\$0	\$0	\$0	\$0	\$0	\$0
4922 - SALES OF COPIES	\$4,198	\$4,000	\$4,000	\$3,737	\$4,000	\$4,000	\$0
4951 - DONATIONS	\$82	\$0	\$0	\$0	\$0	\$0	\$0
4997 - CASH OVER OR SHORT	\$3	\$50	\$50	\$0	\$50	\$50	\$0
OTHER REVENUE	\$4,283	\$4,050	\$4,050	\$3,737	\$4,050	\$4,050	\$0
TOTAL REVENUES:	\$7,155	\$31,054	\$31,054	\$20,918	\$6,054	\$6,054	\$0
EXPENSES:							
5001 - SALARIED EMPLOYEES	\$170,776	\$169,414	\$169,414	\$166,215	\$213,446	\$199,211	\$0
5003 - OVERTIME	\$756	\$3,751	\$201	\$96	\$6,150	\$0	\$0
5005 - HOLIDAY OVERTIME	\$37	\$0	\$3,550	\$2,926	\$0	\$3,751	\$0
5012 - PART TIME EMPLOYEES	\$106,338	\$132,516	\$134,516	\$119,162	\$122,662	\$120,897	\$0
5021 - RETIREMENT & SOCIAL SECURITY	\$21,046	\$23,770	\$23,770	\$21,561	\$26,469	\$25,115	\$0
5022 - PERS RETIREMENT	\$42,402	\$45,186	\$45,186	\$44,263	\$32,273	\$31,052	\$0
5024 - RETIREMENT-UNFUNDED LIAB	\$0	\$0	\$0	\$0	\$27,466	\$27,466	\$0
5031 - MEDICAL INSURANCE	\$26,481	\$29,412	\$32,612	\$33,642	\$42,775	\$49,211	\$0
5032 - DISABILITY INSURANCE	\$2,071	\$2,708	\$2,708	\$2,254	\$3,326	\$3,131	\$0
5042 - SICK LEAVE BUY OUT	\$2,182	\$5,036	\$1,836	\$799	\$3,752	\$3,682	\$0
5043 - OTHER BENEFITS	\$362	\$0	\$0	\$0	\$0	\$0	\$0
SALARIES & BENEFITS	\$372,457	\$411,793	\$413,793	\$390,924	\$478,319	\$463,516	\$0
5232 - OFFICE & OTHER EQUIP < \$5,000	\$4,174	\$1,110	\$1,110	\$1,049	\$3,355	\$1,110	\$0
5260 - HEALTH - EMPLOYEE PHYSICALS	\$0	\$500	\$500	\$0	\$600	\$600	\$0

COUNTY OF INYO

BUD002A - BUDGET REQUESTS

RUNDATE: 06/30/2017 TODAY'S DATE: 08/18/2017

FOR FISCAL YEARS: 07/01/2015 - 06/30/18

	YTD ACTUALS 06/30/2016	BOARD APPROVED 06/30/2017	WORKING BUDGET 06/30/2017	YTD ACTUALS 06/30/2017	DEPT REQUESTED 06/30/2018	CAO RECOMM 06/30/2018	BOARD APPROVED 06/30/2018
5263 - ADVERTISING	\$0	\$0	\$0	\$0	\$450	\$200	\$0
5265 - PROFESSIONAL & SPECIAL SERVICE	\$1,047	\$28,000	\$26,000	\$16,463	\$7,150	\$7,150	\$0
5311 - GENERAL OPERATING EXPENSE	\$10,808	\$12,252	\$12,252	\$11,143	\$12,732	\$12,252	\$0
5325 - LIBRARY BOOKS & SUBSCRIPTIONS	\$30,828	\$34,010	\$34,010	\$33,042	\$36,000	\$34,010	\$0
5331 - TRAVEL EXPENSE	\$0	\$450	\$450	\$0	\$850	\$850	\$0
5351 - UTILITIES	\$2,582	\$3,240	\$3,240	\$2,403	\$5,448	\$5,448	\$0
SERVICES & SUPPLIES	\$49,441	\$79,562	\$77,562	\$64,102	\$66,585	\$61,620	\$0
5123 - TECH REFRESH EXPENSE	\$5,954	\$10,754	\$10,754	\$10,754	\$14,651	\$14,651	\$0
5128 - INTERNAL SHREDDING CHARGES	\$106	\$95	\$95	\$95	\$100	\$100	\$0
5129 - INTERNAL COPY CHARGES (NON-IS)	\$786	\$953	\$953	\$850	\$680	\$680	\$0
5152 - WORKERS COMPENSATION	\$39,989	\$4,014	\$4,014	\$4,014	\$4,910	\$4,910	\$0
5155 - PUBLIC LIABILITY INSURANCE	\$2,886	\$3,133	\$3,133	\$3,132	\$3,602	\$3,602	\$0
5333 - MOTOR POOL	\$3,441	\$3,500	\$3,500	\$3,204	\$4,000	\$5,000	\$0
INTERNAL CHARGES	\$53,163	\$22,449	\$22,449	\$22,051	\$27,943	\$28,943	\$0
5901 - CONTINGENCIES	\$0	\$0	\$0	\$0	\$0	\$5,000	\$0
RESERVES	\$0	\$0	\$0	\$0	\$0	\$5,000	\$0
TOTAL EXPENSES:	\$475,061	\$513,804	\$513,804	\$477,078	\$572,847	\$559,079	\$0
BUDGET UNIT: 066700 COUNTY LIBRARY	(\$467,906)	(\$482,750)	(\$482,750)	(\$456,160)	(\$566,793)	(\$553,025)	\$0

OFFICE OF DISASTER SERVICES

023700

DEPARTMENTAL FUNCTIONS

Inyo County's Disaster Services Program is administered by the Office of the County Administrator in close concert with the Sheriff's Office. The County Administrator is the Director of Emergency Services, and the Sheriff is the Emergency Services Coordinator. Working together, the departments:

- o Provide and maintain for the citizens of and visitors to Inyo County, a quality Emergency Management Program to prepare for, respond to, and recover from emergencies and disasters.
- o Maintain a current Unified Command List and hold quarterly Unified Command meetings.
- o Coordinate the County's response to emergencies.
- o Review and update the County's Emergency Operation Plan.
- o Provide SEMS/NIMS training.
- o Maintain accurate inventories of emergency supplies.
- o Report to the California Office of Emergency Services (CalOES) and serve as a liaison between the County and the State on day-to-day matters concerning past and present emergency declarations.
- o Collect and upload data, information, photos, and mission requests into the CalOES-WebEOC Portal keeping State officials apprised of any new activity, threats, or developments relating to current and/or past Inyo County locally declared or undeclared emergencies or disasters.
- o Acquire and administer State and Federal grants associated with homeland security and emergency services.
- o Monitor and maintain repeater equipment and services at sites located through the Owens Valley.

MAJOR ACCOMPLISHMENTS IN FISCAL YEAR 2016-2017

- Two new local emergencies were declared in Inyo County this Fiscal Year, bringing the total number of active emergencies to five (5). Administration-Emergency Services staff served as the liaison between the County's Director of Emergency Services and County departments, other Operational Areas, CalOES, FEMA, local partnering agencies, local Tribes, the media, and community members.
- Multi-agency collaborative efforts, under the direction of the Director of Emergency Services and the Sheriff's Office, and through the hard work of the Inyo County Road Department, LADWP and other allied agencies, prevented Inyo County from experiencing what could have been catastrophic flooding, due to the severe winter snowpack and the associated spring runoff. Early planning, multi-agency communication, and hours of coordinated protective measure work kept flood waters at bay. A well-orchestrated joint information system media campaign kept the public and community safe and aware of the dangerous life-threatening situation caused by the severe winter storms and the associated spring runoff. Staff also worked with the National Oceanic Atmospheric Administration (NOAA) and partnering agencies to collect important historic-level data to be used for modeling future weather and river forecasting throughout the Owens Valley and Eastern Sierra.
- Administration-Emergency Services staff worked collaboratively with the Sheriff's Office and Public Works/Road staff to purchase and distribute almost 50,000 sandbags to local fire departments and the community.
- Administration-Emergency Services staff and Sheriff's Office staff provided grant management and administrative support for the Homeland Security Grants which help fund the costs of emergency equipment and supplies, GIS training and software licensing support, and public emergency notification database uploads.

- Administration-Emergency Services support staff processed and submitted the 2016 Emergency Management Performance Grant application and completed some of the grant projects and all duties associated with the administration of the grant. Staff also provided necessary support in moving forward with the CalOES/FEMA submission and review process for final completion of the Inyo County Local Hazard Mitigation Plan. Staff also worked with CalOES and the Rural Domestic Preparedness Consortium to bring a free Mass Fatalities Planning and Response for Rural Communities training and a free Continuity of Government Operations Planning for Rural Communities training to Inyo County, inviting County staff, local Tribal members, and interested partnering agencies.

GOALS FOR FISCAL YEAR 2017-2018

- The increasing frequency with which natural disasters have visited the County in recent years has highlighted the importance of continuing to develop a strong working relationship with our CalOES Operational and Regional area representatives. Nurturing a one-on-one relationship with our representatives allows for more open and relaxed dialog. In addition, the County's emergency response and post-emergency recovery work is more efficiently managed and far less complicated and confusing if the State can work with the same individual every time it has a question or needs additional information. The State expects and appreciates timely, accurate, and consistent information when gathering details for responding to emergency assistance requests. The increasing demands from State and Federal agencies have outpaced existing County staff, making it difficult to stay on top of the plethora of emails that are received from CalOES, requesting County staff participation in a myriad of State-sponsored exercises and regional meetings.
- Administrative-Emergency Services staff will continue to work with CalOES Operational and Regional area representatives to secure a Governor's proclamation, making State funding available to help recover the almost \$40 million in damages and protective measure costs associated with the two new local emergency declarations.
- Administration-Emergency Services staff will continue to work with CalOES to bring important "free" training opportunities to Inyo County, reducing costs and relieving the burden of employee 3-day absences for 1-day training exercises. Staff will also continue to work collaboratively with County departments to bring all disaster preparedness-emergency service programs together to create a more cohesive exercise and training plan that will benefit all departments Countywide. This includes the recruitment of current staff to become CPR/First Aid instructors, which will help to keep Inyo County staff in compliance with mandated training.
- Administration-Emergency Services staff will continue to work collaboratively with the Sheriff's Office, Public Works/Road Department and the Information Services-GIS Department on developing a quicker, more efficient process for estimating damages caused by an emergency or disaster.
- County Administration will continue to move forward with developing and recruiting an Emergency Services Manager position to support the increased emergency services demands of the County.

DEPARTMENTAL BUDGET REQUEST FOR FISCAL YEAR 2017-2018

The Department's Fiscal Year 2017-2018 Requested Budget represents an overall decrease of \$160,821 in expenditures, and a decrease of \$128,853 in revenues, when compared to the Fiscal Year 2016-2017 Board Approved Budget. As a result, the Requested Net County Cost is decreased by \$31,968.

In Fiscal Year 2016-2017, the Emergency Preparedness Performance Grant (EMPG) Program was included in the Disaster Services budget. During a CalOES-Emergency Management Grant Unit Operational Area Site Visit, the State recommended moving the EMPG Program grant into its own budget. During the Third Quarter Budget Review process, a new budget was created for the EMPG Program. Moving the EMPG Program grant out of the

Disaster Services budget has caused the overall decrease in revenue and expenditures for the Fiscal Year 2017-2018 Budget.

Personnel Costs decreased by \$119,327 compared to the Fiscal Year 2016-2017 Board Approved Budget, due to the movement of the EMPG Program grant Emergency Services Manager position out of the Disaster Services Budget.

Revenues

4555 (FEDERAL GRANTS) decreased by \$128,853: The Disaster Services budget no longer includes the EMPG Program grant revenue.

Personnel

The Department's Requested Budget represents a decrease in the number of fulltime equivalent (FTE) positions that are supported by this budget.

The EMPG Program grant authorized Emergency Services Manager position was originally budgeted in the Disaster Services budget. The EMPG Program now has it's own budget. The Emergency Services Manager is now included in the EMPG Program budget.

Services & Supplies

5265 (PROFESSIONAL & SPECIAL SERVICE) decreased by \$5,000: Expenses associated with the EMPG Program grant have been moved into the new EMPG Program budget; **5291** (OFFICE, SPACE & SITE RENTAL) increased by \$6,781: SBA lease agreements for the repeater sites were renewed in Fiscal Year 2016-2017. Lease amounts increased; **5311** (GENERAL OPERATING EXPENSE) decreased by \$27,773: Expenses associated with the EMPG Program grant have been moved into the new EMPG Program budget; **5331** (TRAVEL EXPENSE) decreased by \$13,000: Expenses associated with the EMPG Program grant have been moved into the new EMPG Program budget; **5351** (UTILITIES) increased by \$10,010: A designated microwave link to improve communication connection to the SE desert area has been added to this budget.

Support & Care of Persons

(There are no changes in this object category from the previous fiscal year.)

Fixed Assets

(There are no changes in this object category from the previous fiscal year.)

FISCAL YEAR 2017-2018 REDUCTION IMPACTS TO BASE BUDGET

Not Applicable

FISCAL YEAR 2017-2018 STATE/FEDERAL FUNDING SUMMARY

Not Applicable

FISCAL YEAR 2017-2018 REGULATORY COMPLIANCE SUMMARY

Not Applicable

MAJOR POLICY CONSIDERATIONS BEING REQUESTED

Adoption of the Inyo County Local Hazard Mitigation Plan will come forward for the Board of Supervisors' consideration in Fiscal Year 2017-2018.

COUNTY OF INYO

BUD002A - BUDGET REQUESTS

RUNDATE: 06/30/2017 TODAY'S DATE: 08/18/2017

FOR FISCAL YEARS: 07/01/2015 - 06/30/18

	YTD ACTUALS 06/30/2016	BOARD APPROVED 06/30/2017	WORKING BUDGET 06/30/2017	YTD ACTUALS 06/30/2017	DEPT REQUESTED 06/30/2018	CAO RECOMM 06/30/2018	BOARD APPROVED 06/30/2018
BUDGET UNIT: 023700 OFFICE OF DISASTER SERVICES							
FUND: 0001 GENERAL FUND							
REVENUES:							
4555 - FEDERAL GRANTS	\$0	\$128,853	\$98,853	\$0	\$0	\$0	\$0
AID FROM OTHER GOVT AGENCIES	\$0	\$128,853	\$98,853	\$0	\$0	\$0	\$0
TOTAL REVENUES:	<u>\$0</u>	<u>\$128,853</u>	<u>\$98,853</u>	<u>\$0</u>	<u>\$0</u>	<u>\$0</u>	<u>\$0</u>
EXPENSES:							
5001 - SALARIED EMPLOYEES	\$0	\$80,743	\$79,743	\$0	\$0	\$0	\$0
5003 - OVERTIME	\$0	\$0	\$1,000	\$701	\$0	\$0	\$0
5021 - RETIREMENT & SOCIAL SECURITY	\$0	\$6,848	\$6,848	\$51	\$0	\$0	\$0
5022 - PERS RETIREMENT	\$0	\$21,596	\$21,596	\$110	\$0	\$0	\$0
5031 - MEDICAL INSURANCE	\$0	\$542	\$542	\$0	\$0	\$0	\$0
5032 - DISABILITY INSURANCE	\$0	\$823	\$823	\$5	\$0	\$0	\$0
5042 - SICK LEAVE BUY OUT	\$0	\$1,547	\$1,547	\$0	\$0	\$0	\$0
5043 - OTHER BENEFITS	\$0	\$7,228	\$7,228	\$0	\$0	\$0	\$0
SALARIES & BENEFITS	\$0	\$119,327	\$119,327	\$869	\$0	\$0	\$0
5171 - MAINTENANCE OF EQUIPMENT	\$0	\$20,000	\$20,000	\$0	\$20,000	\$20,000	\$0
5265 - PROFESSIONAL & SPECIAL SERVICE	\$0	\$25,000	\$15,760	\$0	\$20,000	\$20,000	\$0
5291 - OFFICE, SPACE & SITE RENTAL	\$7,087	\$10,019	\$28,259	\$16,897	\$16,800	\$16,800	\$0
5311 - GENERAL OPERATING EXPENSE	\$2,783	\$36,348	\$36,348	\$14,566	\$8,575	\$18,575	\$0
5331 - TRAVEL EXPENSE	\$0	\$20,000	\$5,000	\$0	\$7,000	\$7,000	\$0
5351 - UTILITIES	\$4,979	\$12,000	\$12,000	\$5,041	\$22,010	\$22,010	\$0
SERVICES & SUPPLIES	\$14,850	\$123,367	\$117,367	\$36,505	\$94,385	\$104,385	\$0
5129 - INTERNAL COPY CHARGES (NON-IS)	\$159	\$12	\$50	\$43	\$500	\$500	\$0
5333 - MOTOR POOL	\$0	\$15,000	\$14,962	\$5	\$2,000	\$2,000	\$0
INTERNAL CHARGES	\$159	\$15,012	\$15,012	\$49	\$2,500	\$2,500	\$0
5650 - EQUIPMENT	\$0	\$0	\$9,013	\$9,013	\$0	\$0	\$0
FIXED ASSETS	\$0	\$0	\$9,013	\$9,013	\$0	\$0	\$0
TOTAL EXPENSES:	<u>\$15,010</u>	<u>\$257,706</u>	<u>\$260,719</u>	<u>\$46,438</u>	<u>\$96,885</u>	<u>\$106,885</u>	<u>\$0</u>
BUDGET UNIT: 023700 OFFICE OF DISASTER SERVICES	(\$15,010)	(\$128,853)	(\$161,866)	(\$46,438)	(\$96,885)	(\$106,885)	\$0

CAO ECONOMIC DEVELOPMENT

010202

DEPARTMENTAL FUNCTIONS

The Economic Development Department is responsible for activities that improve and diversify the Inyo County economy. The Department takes a proactive approach to economic development by striving to develop strong working relationships with internal and external partners, and seeking opportunities to implement strategies and projects that will sustain and, hopefully, enhance the County's economy.

The Economic Development - CAO budget unit was reinstated as part of the Fiscal Year 2005-2006 Mid-Year Financial Review, and all economic development program costs not associated with administration of the Community Development Block Grant Program were removed from the Economic Development - CDBG budget (010203) and placed in the reinstated Economic Development - CAO budget. This was done to facilitate CDBG grant administration (which has been handled by Public Works but could also be transitioned back to the Planning Department), and to distinguish between what are two distinct, albeit related program activities: economic development and community development.

In recent years, the Economic Development - CAO budget has consisted primarily of personnel costs and some revenues and expenditures tied to specific grant projects. In addition to carrying out economic development activities, the staff whose salary and benefit costs were paid from this budget unit also supported other responsibilities of the County Administrator's Office including:

- o County Budget functions;
- o Overseeing Library and Museum operations;
- o Administering the Grants-In-Support and Advertising County Resources programs; and,
- o Special assignments

Until this past Fiscal Year, the Deputy County Administrator staff position funded from this budget has been vacant for nine (9) years to help reduce overall County Budget expenses, and many of the functions described above have been carried out by other staff in the County Administrator's Office, and in other County departments. Although the Deputy County Administrator position associated with this budget was filled in July, 2016, the position's sole function was to oversee the Information Services Department until the new Information Services Director was hired. As such, the department functions described have continued to be spread among staff in and outside of the Administrator's Office. The Economic Development Department will continue to foster economic development as individual opportunities are identified or otherwise present themselves, and such opportunities will be pursued using a combination of County staff resources. The above issues notwithstanding, successful economic development requires a concerted effort by, and is the responsibility of, all County departments.

MAJOR ACCOMPLISHMENTS IN FISCAL YEAR 2016-2017

- Funded and, with Public Works, completed Phase II of the Passenger Study for commercial air service at the Bishop Airport.

- Re-established Inyo County as the Heart of El Camino Sierra, including developing new El Camino Sierra logo using proprietary font; creating an El Camino Sierra seal; coordinating installation of historical highway signage with the Road Department and CalTrans; developing business material kits to make freeware available to individuals, businesses, and entities in Inyo County; and partnering with local chambers of commerce and local businesses to roll out the program.
- Engaged and courted manufacturer of mobile power plants to consider locating a manufacturing facility in Inyo County. Ongoing efforts have included hosting local site visits, and arranging meetings with LADWP and other potential partners.
- Attended SelectUSA Summit and made personal contact with 34 representatives of foreign investors about establishing a business presence in Inyo County, and made contacts with Federal staff representatives from several potential Federal funding programs.
- Continued working with County Counsel and Information Services to finalize contract for 21st Century Obsidian Project, and initiated modest Digital Economy Roadmap project.

GOALS FOR FISCAL YEAR 2017-2018

- Continue working with foreign manufacturer and local partners to establish a mobile power plant manufacturing facility, and related projects in Inyo County.
- Develop Phase II of the El Camino Sierra Project for consideration by your Board of Supervisors.
- Finalize contract for 21st Century Obsidian Project and begin design and funding process, or rebid project to better promote the P3 aspects of the project.
- Secure advocacy services to pursue Federal funding for a variety of infrastructure and economic development projects.
- Complete Digital Economy Roadmap Project and present to Board of Supervisors; Continue to support efforts to establish commercial air service at the Bishop Airport; Complete cell tower mapping analysis.

DEPARTMENTAL BUDGET REQUEST FOR FISCAL YEAR 2017-2018

The Department's Fiscal Year 2017-2018 Requested Budget represents an overall increase of \$135,684 in expenditures, and a decrease of \$6,345 in revenues, when compared to the Fiscal Year 2016-2017 Board Approved Budget. As a result, the Requested Net County Cost is increased by \$142,029.

Personnel Costs decreased by \$12,211 compared to the Fiscal Year 2016-2017 Board Approved Budget, due to a change in authorized staffing, with lower benefit levels assigned to the vacancy.

Revenues

4499 (STATE OTHER) decreased by \$6,345: revenue estimation.

Personnel

The Department's Requested Budget represents no change in the number of fulltime equivalent (FTE) positions that are supported by this budget.

There are no new positions or other personnel actions associated with this budget request.

Services & Supplies

5265 (PROFESSIONAL & SPECIAL SERVICE) increased by \$140,000: increased contract costs;
5331 (TRAVEL EXPENSE) increased by \$6,000: increased travel.

Support & Care of Persons

(There are no changes in this object category from the previous fiscal year.)

Fixed Assets

(There are no changes in this object category from the previous fiscal year.)

FISCAL YEAR 2017-2018 REDUCTION IMPACTS TO BASE BUDGET

Not Applicable

FISCAL YEAR 2017-2018 STATE/FEDERAL FUNDING SUMMARY

The revenue which Inyo County receives annually for oversight and administration of the Indian Gaming Special Distribution Funds (when they are available) are received as deferred revenue and are then used to sometimes offset costs associated with community-specific projects that may be proposed in the Economic Development budget each year. The State of California has informed California Counties that the Special Distribution funding will likely be unavailable again for Fiscal Year 2017-2018 while legislation is developed to restructure the program. The Indian Gaming Special Distribution Fund monies currently in this budget have already been received. The likelihood of receiving any future funds from the Indian Gaming Special Distribution Fund Program will be determined by what transpires at the State level.

FISCAL YEAR 2017-2018 REGULATORY COMPLIANCE SUMMARY

Not Applicable

MAJOR POLICY CONSIDERATIONS BEING REQUESTED

Many of the projects identified in the Goals section above will be presented to your Board of Supervisors for policy direction.

COUNTY OF INYO

BUD002A - BUDGET REQUESTS

RUNDATE: 06/30/2017 TODAY'S DATE: 08/18/2017

FOR FISCAL YEARS: 07/01/2015 - 06/30/18

	YTD ACTUALS 06/30/2016	BOARD APPROVED 06/30/2017	WORKING BUDGET 06/30/2017	YTD ACTUALS 06/30/2017	DEPT REQUESTED 06/30/2018	CAO RECOMM 06/30/2018	BOARD APPROVED 06/30/2018
BUDGET UNIT: 010202 CAO ECONOMIC DEVELOPMENT							
FUND: 0001 GENERAL FUND							
REVENUES:							
4499 - STATE OTHER	\$0	\$12,050	\$12,050	\$0	\$5,705	\$5,705	\$0
AID FROM OTHER GOVT AGENCIES	\$0	\$12,050	\$12,050	\$0	\$5,705	\$5,705	\$0
TOTAL REVENUES:	\$0	\$12,050	\$12,050	\$0	\$5,705	\$5,705	\$0
EXPENSES:							
5001 - SALARIED EMPLOYEES	\$0	\$109,174	\$101,998	\$105,690	\$99,962	\$49,470	\$0
5021 - RETIREMENT & SOCIAL SECURITY	\$0	\$8,352	\$8,352	\$9,484	\$7,647	\$3,784	\$0
5022 - PERS RETIREMENT	\$0	\$28,723	\$28,723	\$27,914	\$16,770	\$8,300	\$0
5024 - RETIREMENT-UNFUNDED LIAB	\$0	\$0	\$0	\$0	\$9,155	\$9,155	\$0
5031 - MEDICAL INSURANCE	\$0	\$18,408	\$11,000	\$10,853	\$18,979	\$9,138	\$0
5032 - DISABILITY INSURANCE	\$0	\$1,067	\$1,067	\$1,069	\$1,000	\$495	\$0
5042 - SICK LEAVE BUY OUT	\$0	\$0	\$2,176	\$2,175	\$0	\$0	\$0
5043 - OTHER BENEFITS	\$0	\$0	\$20,000	\$18,975	\$0	\$0	\$0
SALARIES & BENEFITS	\$0	\$165,724	\$173,316	\$176,163	\$153,513	\$80,342	\$0
5263 - ADVERTISING	\$0	\$3,000	\$0	\$0	\$3,000	\$3,000	\$0
5265 - PROFESSIONAL & SPECIAL SERVICE	\$35,790	\$175,000	\$316,368	\$66,391	\$315,000	\$315,000	\$0
5311 - GENERAL OPERATING EXPENSE	\$0	\$3,000	\$3,000	\$1,742	\$3,000	\$3,000	\$0
5331 - TRAVEL EXPENSE	\$0	\$4,000	\$7,000	\$4,374	\$10,000	\$10,000	\$0
SERVICES & SUPPLIES	\$35,790	\$185,000	\$326,368	\$72,508	\$331,000	\$331,000	\$0
5152 - WORKERS COMPENSATION	\$0	\$0	\$0	\$0	\$1,785	\$1,785	\$0
5155 - PUBLIC LIABILITY INSURANCE	\$0	\$0	\$0	\$0	\$1,310	\$1,310	\$0
INTERNAL CHARGES	\$0	\$0	\$0	\$0	\$3,095	\$3,095	\$0
5539 - OTHER AGENCY CONTRIBUTIONS	\$0	\$1,200	\$1,200	\$6,000	\$0	\$0	\$0
OTHER CHARGES	\$0	\$1,200	\$1,200	\$6,000	\$0	\$0	\$0
TOTAL EXPENSES:	\$35,790	\$351,924	\$500,884	\$254,671	\$487,608	\$414,437	\$0
BUDGET UNIT: 010202 CAO ECONOMIC DEVELOPMENT	(\$35,790)	(\$339,874)	(\$488,834)	(\$254,671)	(\$481,903)	(\$408,732)	\$0

EMERGENCY PREPAREDNESS

623808

DEPARTMENTAL FUNCTIONS

This budget is for the disbursement of 2017 Emergency Management Performance Grant (EMPG) Program funds. The EMPG Program provides Federal funds to assist local governments in preparing for emergencies. EMPG Program funds must be used to support activities that contribute to the Operational Area's capability to prevent, prepare for, mitigate against, respond to, and recover from emergencies and disasters, whether natural or man-made.

MAJOR ACCOMPLISHMENTS IN FISCAL YEAR 2016-2017

- Staff completed and submitted for the Board of Supervisors' approval, the 2016 EMPG Program grant application.
- During the 2016-2017 Inyo County Budget Hearings, the Board of Supervisors approved the EMPG Program grant application, which included authorization for the development and recruitment of a full-time Emergency Services Manager position. Due to a very active year of several "high-priority" County Administration projects, the development and recruitment of the Emergency Services Manager position has been delayed. The demands of managing the County's emergency services, both locally and internally, managing all emergency services grant(s) compliance, as well as managing the preparation, response, and recovery associated with the existing active local emergencies, continues to increase and outpace the current County staff resources.
- Existing staff within the County Administration-Emergency Services Department provided the necessary support to complete some of the EMPG Program grant projects. Staff also completed and submitted the mandated quarterly performance reporting, processed payments and reimbursement requests, and prepared and submitted project and budget modifications.
- Two new local emergency declarations were added during Fiscal Year 2016-2017, bringing the number of active local emergencies to a total of five (5). The proper process for collecting and documenting labor, equipment, and material costs associated with disasters and emergencies is an important part of the recovery process and must be managed and monitored at a high level to be eligible to receive State and Federal reimbursement funds. Properly preparing for, responding to, and recovering from disasters and emergencies, is the objective of the EMPG Program grant.
- Administration-Emergency Services staff met with the CalOES-Emergency Management Grants Unit to successfully complete an Operational Area Site Visit to review the administrative, programmatic, and fiscal regulatory compliance related to the administration of the EMPG Program grant.

GOALS FOR FISCAL YEAR 2017-2018

- Complete job description and recruitment for an Emergency Services Manager position to support the increased emergency services demands of the County.
- Administration-Emergency Services staff will continue to provide support in the processing and submittal of the annual EMPG Program grant application.

- Administration-Emergency Services staff will continue to provide the necessary support for the completion of the EMPG Program grant projects, which includes working with CalOES and/or a contractor, to develop, design, and deliver a comprehensive training and exercise program to assist County staff, local Tribes, partnering agencies, and the community in preparing for, responding to, and recovering from, emergencies and disasters that can and will continue to impact the County of Inyo.
- In close coordination with the Information Services-GIS Department, Administration-Emergency Services staff will assist in the development of a rapid damage assessment application using the existing ESRI software program capabilities and current exclusive license agreement. EMPG Program funds will be used to purchase equipment to support the proposed damage assessment application that will be used in the field during the response and recovery phases of an emergency or disaster.
- EMPG Program funds will continue to be identified for usage on projects such as the monthly rack space paid to SBA Communications, which houses the repeater equipment and power source for the Emergency Services Administration and Fire 911 repeaters located on Mazourka Peak.

DEPARTMENTAL BUDGET REQUEST FOR FISCAL YEAR 2017-2018

The Department's Fiscal Year 2017-2018 Requested Budget represents an overall increase of \$128,784 in expenditures, and an increase of \$128,784 in revenues, when compared to the Fiscal Year 2016-2017 Board Approved Budget. As a result, the Requested Net County Cost is increased by \$0.

Personnel Costs increased by \$103,940 compared to the Fiscal Year 2016-2017 Board Approved Budget, due to the Board's approval of the inclusion of the Emergency Services Manager position into the Authorized Staffing.

Revenues

4498 (STATE GRANTS) increased by \$128,784: The \$128,784 is the total amount allocated to the County of Inyo for the 2017 EMPG Grant.

Personnel

The Department's Requested Budget represents an increase in the number of fulltime equivalent (FTE) positions that are supported by this budget.

During the Fiscal Year 2016-2017 Budget Hearings, the Board of Supervisors approved the development and recruitment of the Emergency Services Manager position.

Services & Supplies

5265 (PROFESSIONAL & SPECIAL SERVICE) increased by \$14,799: Contractor costs associated with training and exercise development; **5311** (GENERAL OPERATING EXPENSE) increased by \$5,000: Registration fees for staff training; **5331** (TRAVEL EXPENSE) increased by \$5,000: Travel expenses for staff training.

Support & Care of Persons

(There are no changes in this object category from the previous fiscal year.)

Fixed Assets

(There are no changes in this object category from the previous fiscal year.)

FISCAL YEAR 2017-2018 REDUCTION IMPACTS TO BASE BUDGET

Not applicable.

FISCAL YEAR 2017-2018 STATE/FEDERAL FUNDING SUMMARY

The Emergency Management Performance Grant is comprised of federal Department of Homeland Security funding administered through the California Office of Emergency Services (CalOES). Inyo County's 2016 EMPG allocation was \$128,853. The allocation for Fiscal Year 2017 is \$69.00 less than Fiscal Year 2016.

FISCAL YEAR 2017-2018 REGULATORY COMPLIANCE SUMMARY

Not applicable.

MAJOR POLICY CONSIDERATIONS BEING REQUESTED

The EMPG Program grant requires a dollar-for-dollar County match, which can be an in-kind match.

FISH & GAME

024200

DEPARTMENTAL FUNCTIONS

California statute provides that county governments have authority over the expenditure of one-half of the fines assessed in the county for infractions against Fish and Game Codes. This budget is used to track the revenues and expenditures of these funds paid to Inyo County. Expenditures, aside from those paid to cover the services of the Fish and Game Commission secretary, are recommended for approval through a vote of the Fish and Game Commission and either approved or denied by the Inyo County Board of Supervisors.

MAJOR ACCOMPLISHMENTS IN FISCAL YEAR 2016-2017

- Supported requests from non-profit groups to support projects and events that enhance fishing opportunities, protect wildlife resources, and educate the public about local fish and game.
- Supported the efforts of the Inyo County Fish and Wildlife Commission as it worked to represent the interests of Inyo County's natural resources and its local and visiting sportsmen.
- Supported efforts to invest in Inyo County's tourist-based economy.
- Supported efforts to lobby policymakers for the protection and enhancement of Inyo County's fishing and wildlife resources.
- Supported the efforts of the Inyo County Fish and Wildlife Commission to stay informed of the latest developments, research, and projects of importance to Inyo County.

GOALS FOR FISCAL YEAR 2017-2018

- Continue to monitor legislation and other policy/issues likely to affect fishing and hunting activities in Inyo County.
- Work with the Advisory Commission to monitor revenues to ensure funds are available to enhance project opportunities.
- Continue to support local non-profits as funding allows, and help those community partners identify other funding opportunities where possible.
- Work within this Fiscal Year's funding constraints while also continuing to advocate for and support the protection and enhancement of Inyo County's fishing and wildlife resources.
- Identify opportunities to partner with other groups and agencies to maximize dollars and fully leverage promotional opportunities.

DEPARTMENTAL BUDGET REQUEST FOR FISCAL YEAR 2017-2018

The Department's Fiscal Year 2017-2018 Requested Budget represents an overall decrease of \$4,964 in expenditures, and a decrease of \$1,800 in revenues, when compared to the Fiscal Year 2016-2017 Board Approved Budget. As a result, the Requested Net County Cost is decreased by \$3,164.

Fewer Fish and Game Fine Funds were received in the previous fiscal year. Less revenue coming into the fund, along with various donations going out of the fund in Fiscal Year 2016-2017, has resulted in a lower fund balance this year that needs to be offset by decreasing expenditures.

Personnel Costs did not change compared to the Fiscal Year 2016-2017 Board Approved Budget.

Revenues

4213 (FISH & GAME FINES) decreased by \$1,800: The Fish and Game Commission budget's revenue has been based on the Fish and Game Fine funds received in the previous fiscal year.

Personnel

The Department's Requested Budget represents no change in the number of fulltime equivalent (FTE) positions that are supported by this budget.

This budget does not include County personnel.

Services & Supplies

5311 (GENERAL OPERATING EXPENSE) decreased by \$5,000: The Fish and Game Commission budget has a lower fund balance for Fiscal Year 2017-2018, so expenditures have been reduced. Because of the nature of funding requests received by this budget, it is likely expenditures could increase, however; **5331** (TRAVEL EXPENSE) increased by \$36: A buffer was built into the budget in the event mileage rates increase in January.

Support & Care of Persons

(There are no changes in this object category from the previous fiscal year.)

Fixed Assets

(There are no changes in this object category from the previous fiscal year.)

FISCAL YEAR 2017-2018 REDUCTION IMPACTS TO BASE BUDGET

N/A

FISCAL YEAR 2017-2018 STATE/FEDERAL FUNDING SUMMARY

N/A

FISCAL YEAR 2017-2018 REGULATORY COMPLIANCE SUMMARY

N/A

MAJOR POLICY CONSIDERATIONS BEING REQUESTED

N/A

COUNTY OF INYO

BUD002A - BUDGET REQUESTS

RUNDATE: 06/30/2017 TODAY'S DATE: 08/18/2017

FOR FISCAL YEARS: 07/01/2015 - 06/30/18

	YTD ACTUALS 06/30/2016	BOARD APPROVED 06/30/2017	WORKING BUDGET 06/30/2017	YTD ACTUALS 06/30/2017	DEPT REQUESTED 06/30/2018	CAO RECOMM 06/30/2018	BOARD APPROVED 06/30/2018
BUDGET UNIT: 024200 FISH & GAME							
FUND: 0008 FISH & GAME							
REVENUES:							
4213 - FISH & GAME FINES	\$6,758	\$6,800	\$6,800	\$6,612	\$5,000	\$5,000	\$0
FINES & FORFEITURES	\$6,758	\$6,800	\$6,800	\$6,612	\$5,000	\$5,000	\$0
TOTAL REVENUES:	<u>\$6,758</u>	<u>\$6,800</u>	<u>\$6,800</u>	<u>\$6,612</u>	<u>\$5,000</u>	<u>\$5,000</u>	<u>\$0</u>
EXPENSES:							
5265 - PROFESSIONAL & SPECIAL SERVICE	\$3,000	\$2,400	\$2,400	\$2,400	\$2,400	\$2,400	\$0
5311 - GENERAL OPERATING EXPENSE	\$7,950	\$8,000	\$12,000	\$8,767	\$3,000	\$3,000	\$0
5331 - TRAVEL EXPENSE	\$133	\$264	\$264	\$193	\$300	\$300	\$0
SERVICES & SUPPLIES	\$11,083	\$10,664	\$14,664	\$11,361	\$5,700	\$5,700	\$0
TOTAL EXPENSES:	<u>\$11,083</u>	<u>\$10,664</u>	<u>\$14,664</u>	<u>\$11,361</u>	<u>\$5,700</u>	<u>\$5,700</u>	<u>\$0</u>
BUDGET UNIT: 024200 FISH & GAME	(\$4,324)	(\$3,864)	(\$7,864)	(\$4,748)	(\$700)	(\$700)	\$0

CAO-GENERAL RELIEF FUND

010205

DEPARTMENTAL FUNCTIONS

This is a Non-General Fund budget that is administered through the County Administrator's Office. The purpose of this budget is to provide some sort of back-up funding, albeit limited and very likely insufficient, to enhance the County's ability to respond to emergencies. Typically, the various budgets of departments responding to emergencies (e.g., Sheriff, Health & Human Services, Public Works, Roads, etc.) are robust and flexible enough to allow an individual department to make any expenditure necessary to respond to the emergency and, hopefully and if necessary, seek reimbursement later on (if available from state or federal resources). This budget will provide a limited source of funding in those situations where a department (due to the nearing end of the fiscal year, or other reasons) may not have the appropriation authority necessary to respond to a particular emergency need.

The General Relief Fund was established with reimbursements the County received for expenditures undertaken in responding to emergencies occurring over the past six years that were not needed to maintain budget solvency in the budgets from which expenditures originally occurred. Rather than let this non-reoccurring revenue fall to Fund Balance in the General Fund, the money has been placed in the General Relief Fund.

MAJOR ACCOMPLISHMENTS IN FISCAL YEAR 2016-2017

- It was not necessary to expend any emergency funds from this budget in Fiscal Year 2016-2017.

GOALS FOR FISCAL YEAR 2017-2018

- Remain a source of temporary emergency funding, if needed, to assist in the response to natural and man-made disasters that may occur in the County.

DEPARTMENTAL BUDGET REQUEST FOR FISCAL YEAR 2017-2018

The Department's Fiscal Year 2017-2018 Requested Budget represents an overall increase of \$0 in expenditures, and an increase of \$0 in revenues, when compared to the Fiscal Year 2016-2017 Board Approved Budget. As a result, the Requested Net County Cost is increased by \$0.

Fund Balance exists to cover the requested appropriation.

Personnel Costs did not change compared to the Fiscal Year 2016-2017 Board Approved Budget.

Revenues

(There are no changes in this object category from the previous fiscal year.)

Personnel

The Department's Requested Budget represents no change in the number of fulltime equivalent (FTE) positions that are supported by this budget.

There are no personnel costs associated with this budget. The costs associated with the administration of this budget are absorbed in the CAO budget.

Services & Supplies

(There are no changes in this object category from the previous fiscal year.)

Support & Care of Persons

(There are no changes in this object category from the previous fiscal year.)

Fixed Assets

(There are no changes in this object category from the previous fiscal year.)

FISCAL YEAR 2017-2018 REDUCTION IMPACTS TO BASE BUDGET

Not Applicable

FISCAL YEAR 2017-2018 STATE/FEDERAL FUNDING SUMMARY

Not Applicable

FISCAL YEAR 2017-2018 REGULATORY COMPLIANCE SUMMARY

Not Applicable

MAJOR POLICY CONSIDERATIONS BEING REQUESTED

Other than approval of this budget, there are no policy considerations being requested.

COUNTY OF INYO

BUD002A - BUDGET REQUESTS

RUNDATE: 06/30/2017 TODAY'S DATE: 08/18/2017

FOR FISCAL YEARS: 07/01/2015 - 06/30/18

	YTD ACTUALS 06/30/2016	BOARD APPROVED 06/30/2017	WORKING BUDGET 06/30/2017	YTD ACTUALS 06/30/2017	DEPT REQUESTED 06/30/2018	CAO RECOMM 06/30/2018	BOARD APPROVED 06/30/2018
BUDGET UNIT: 010205 CAO-GENERAL RELIEF FUND							
FUND: 0035 CAO-GENERAL RELIEF FUND							
REVENUES:							
4599 - OTHER AGENCIES	\$18,231	\$0	\$0	\$0	\$0	\$0	\$0
AID FROM OTHER GOVT AGENCIES	\$18,231	\$0	\$0	\$0	\$0	\$0	\$0
TOTAL REVENUES:	\$18,231	\$0	\$0	\$0	\$0	\$0	\$0
EXPENSES:							
5263 - ADVERTISING	\$0	\$3,000	\$3,000	\$0	\$3,000	\$3,000	\$0
5265 - PROFESSIONAL & SPECIAL SERVICE	\$0	\$26,000	\$26,000	\$0	\$26,000	\$26,000	\$0
5311 - GENERAL OPERATING EXPENSE	\$0	\$6,000	\$6,000	\$0	\$6,000	\$6,000	\$0
5331 - TRAVEL EXPENSE	\$0	\$5,000	\$5,000	\$0	\$5,000	\$5,000	\$0
SERVICES & SUPPLIES	\$0	\$40,000	\$40,000	\$0	\$40,000	\$40,000	\$0
5121 - INTERNAL CHARGES	\$0	\$15,000	\$15,000	\$0	\$15,000	\$15,000	\$0
INTERNAL CHARGES	\$0	\$15,000	\$15,000	\$0	\$15,000	\$15,000	\$0
5539 - OTHER AGENCY CONTRIBUTIONS	\$204,235	\$0	\$0	\$0	\$0	\$0	\$0
OTHER CHARGES	\$204,235	\$0	\$0	\$0	\$0	\$0	\$0
TOTAL EXPENSES:	\$204,235	\$55,000	\$55,000	\$0	\$55,000	\$55,000	\$0
BUDGET UNIT: 010205 CAO-GENERAL RELIEF FUND	(\$186,003)	(\$55,000)	(\$55,000)	\$0	(\$55,000)	(\$55,000)	\$0

GREAT BASIN APC GRANT 610189

DEPARTMENTAL FUNCTIONS

Great Basin Unified Air Pollutions Control District allocated \$615,259 for air pollution contracts. The funding must be expended by December 31, 2017, and this budget allows for the expenditure of this grant. Projects funded with these monies were approved by the GBUAPCD Board at their March 15, 2015 meeting.

MAJOR ACCOMPLISHMENTS IN FISCAL YEAR 2016-2017

- Completed the purchase of all equipment needed for the Board of Supervisors Meeting Webcast project in Independence
- Continued to negotiate land access agreements with LADWP for Veterans Path Project.
- Obtained extension on expenditure of grant funds from GBUAPCD.

GOALS FOR FISCAL YEAR 2017-2018

- Go live with the Board of Supervisors Meeting Webcast project.
- Complete the Big Pine Veterans Path Project LADWP willing, or proceed with an alternative project in its place.

DEPARTMENTAL BUDGET REQUEST FOR FISCAL YEAR 2017-2018

The Department's Fiscal Year 2017-2018 Requested Budget represents an overall decrease of \$32,376 in expenditures, and an increase of \$0 in revenues, when compared to the Fiscal Year 2016-2017 Board Approved Budget. As a result, the Requested Net County Cost is decreased by \$32,376.

There is sufficient fund balance to cover these expenses

Personnel Costs did not change compared to the Fiscal Year 2016-2017 Board Approved Budget.

Revenues

(There are no changes in this object category from the previous fiscal year.)

Personnel

The Department's Requested Budget represents no change in the number of fulltime equivalent (FTE) positions that are supported by this budget.

There are no personnel costs funded in this budget

Services & Supplies

5232 (OFFICE & OTHER EQUIP < \$5,000) increased by \$1,500: amount of fund balance available for project; **5265** (PROFESSIONAL & SPECIAL SERVICE) decreased by \$34,876: amount of fund balance available for project; **5311** (GENERAL OPERATING EXPENSE) increased by \$1,000: amount of fund balance available.

Support & Care of Persons

(There are no changes in this object category from the previous fiscal year.)

Fixed Assets

(There are no changes in this object category from the previous fiscal year.)

FISCAL YEAR 2017-2018 REDUCTION IMPACTS TO BASE BUDGET

Projects identified for this funding might not otherwise be possible, or would need to be considered at the expense of other projects funded elsewhere in the County Budget.

FISCAL YEAR 2017-2018 STATE/FEDERAL FUNDING SUMMARY

N/A

FISCAL YEAR 2017-2018 REGULATORY COMPLIANCE SUMMARY

N/A

MAJOR POLICY CONSIDERATIONS BEING REQUESTED

If it appears that it will not be possible to complete the Big Pine Veterans Path Project before the deadline, it will be necessary to seek another extension for expending the grant monies from GBUAPCD, and/or for your Board to re-direct the grant funds to another eligible project.

COUNTY OF INYO

BUD002A - BUDGET REQUESTS

RUNDATE: 06/30/2017 TODAY'S DATE: 08/18/2017

FOR FISCAL YEARS: 07/01/2015 - 06/30/18

	YTD ACTUALS 06/30/2016	BOARD APPROVED 06/30/2017	WORKING BUDGET 06/30/2017	YTD ACTUALS 06/30/2017	DEPT REQUESTED 06/30/2018	CAO RECOMM 06/30/2018	BOARD APPROVED 06/30/2018
BUDGET UNIT: 610189 GREAT BASIN APC GRANT							
FUND: 6000 GREAT BASIN APC GRANT							
REVENUES:							
4301 - INTEREST FROM TREASURY	\$1,785	\$0	\$0	\$1,064	\$0	\$0	\$0
REV USE OF MONEY & PROPERTY	\$1,785	\$0	\$0	\$1,064	\$0	\$0	\$0
TOTAL REVENUES:	\$1,785	\$0	\$0	\$1,064	\$0	\$0	\$0
EXPENSES:							
5191 - MAINTENANCE OF STRUCTURES	\$31,545	\$0	\$0	\$0	\$0	\$0	\$0
5232 - OFFICE & OTHER EQUIP < \$5,000	\$0	\$0	\$10,000	\$7,992	\$1,500	\$1,500	\$0
5265 - PROFESSIONAL & SPECIAL SERVICE	\$85,729	\$156,496	\$144,996	\$0	\$121,620	\$121,620	\$0
5281 - RENTS & LEASES-EQUIPMENT	\$2,574	\$0	\$0	\$0	\$0	\$0	\$0
5311 - GENERAL OPERATING EXPENSE	\$0	\$0	\$1,500	\$720	\$1,000	\$1,000	\$0
SERVICES & SUPPLIES	\$119,849	\$156,496	\$156,496	\$8,712	\$124,120	\$124,120	\$0
5630 - LAND IMPROVEMENTS	\$89,683	\$0	\$0	\$0	\$0	\$0	\$0
5640 - STRUCTURES & IMPROVEMENTS	\$40,900	\$0	\$0	\$0	\$0	\$0	\$0
5650 - EQUIPMENT	\$80,806	\$0	\$0	\$0	\$0	\$0	\$0
FIXED ASSETS	\$211,390	\$0	\$0	\$0	\$0	\$0	\$0
5801 - OPERATING TRANSFERS OUT	\$138,609	\$0	\$0	\$0	\$0	\$0	\$0
OTHER FINANCING USES	\$138,609	\$0	\$0	\$0	\$0	\$0	\$0
TOTAL EXPENSES:	\$469,848	\$156,496	\$156,496	\$8,712	\$124,120	\$124,120	\$0
BUDGET UNIT: 610189 GREAT BASIN APC GRANT	(\$468,063)	(\$156,496)	(\$156,496)	(\$7,647)	(\$124,120)	(\$124,120)	\$0

HOMELAND SECURITY 15-16

623715

DEPARTMENTAL FUNCTIONS

This budget is for the disbursement of 2015 Homeland Security Grant Program (HSGP) funds. The State Homeland Security Strategy broadly describes goals, objectives, and implementation steps. Some of the State's priorities for the FY 2015 HSGP are: cybersecurity, infrastructure systems, health and social services, housing, and long-term vulnerability reduction. The County does not receive an adequate amount of funds from the State to address all of these priorities, so it tries to address the priorities that can best be accomplish with the limited funds it does receive.

MAJOR ACCOMPLISHMENTS IN FISCAL YEAR 2016-2017

- Renewed the Code Red (reverse 911) system database lease to update and strengthen the alert warning system and enhance communications between the Sheriff's dispatch and residents during an emergency.

GOALS FOR FISCAL YEAR 2017-2018

- Develop and advertise a bid for the purchase of new handheld mobile radios to replace obsolete models currently being used by the Sheriff's office. Upgrading these radios will strengthen information sharing and collaboration capabilities for all law enforcement and emergency response teams.
- Two staff members will attend the 2017 California Emergency Services Association (CESA) Annual Conference.
- Two staff members will attend the 2017 Environmental Systems Research Institute (ESRI) User Conference in San Diego.

DEPARTMENTAL BUDGET REQUEST FOR FISCAL YEAR 2017-2018

The Department's Fiscal Year 2017-2018 Requested Budget represents an overall decrease of \$10,000 in expenditures, and a decrease of \$10,000 in revenues, when compared to the Fiscal Year 2016-2017 Board Approved Budget. As a result, the Requested Net County Cost is increased by \$0.

Personnel Costs did not change compared to the Fiscal Year 2016-2017 Board Approved Budget.

Revenues

4498 (STATE GRANTS) decreased by \$10,000: The \$35,584 is the balance of the total grant amount of \$93,933.

Personnel

The Department's Requested Budget represents no change in the number of fulltime equivalent (FTE) positions that are supported by this budget.

There are no personnel costs funded through this budget. The grant management and administrative support for this budget is provided by the County Administration and Sheriff's budgets.

Services & Supplies

5232 (OFFICE & OTHER EQUIP < \$5,000) decreased by \$10,000: Purchase of handheld mobile radios to replace obsolete radios now being used at the Sheriff's Department; **5265** (PROFESSIONAL & SPECIAL SERVICE) decreased by \$10,000: Reallocated to different projects/object codes; **5311** (GENERAL OPERATING EXPENSE) increased by \$1,620: Registration for the 2017 CESA and 2017 ESRI conferences; **5331** (TRAVEL EXPENSE) increased by \$8,380: Staff travel expenses for 2017 CESA and 2017 ESRI Conference.

Support & Care of Persons

(There are no changes in this object category from the previous fiscal year.)

Fixed Assets

(There are no changes in this object category from the previous fiscal year.)

FISCAL YEAR 2017-2018 REDUCTION IMPACTS TO BASE BUDGET

Not applicable.

FISCAL YEAR 2017-2018 STATE/FEDERAL FUNDING SUMMARY

The Homeland Security Grant Program is comprised of Federal funds distributed through the California Office of Emergency Services (CalOES). Inyo County's 2015 HSGP allocation from the State was \$93,933. This funding was lower than the 2014 HSGP allocation of \$94,045 and still remains very low when compared to allocations in years past. The Performance Period for this grant runs from September 1, 2015 through May 31, 2018.

FISCAL YEAR 2017-2018 REGULATORY COMPLIANCE SUMMARY

Not applicable.

MAJOR POLICY CONSIDERATIONS BEING REQUESTED

There are no policy considerations being requested. However, as HSGP funds diminish and the State's demands on local jurisdictions increase, it will eventually become necessary to identify other sources of funding to continue to maintain and enhance the GIS program, to renew the Code Red database, and to continue to send staff to necessary trainings.

COUNTY OF INYO

BUD002A - BUDGET REQUESTS

RUNDATE: 06/30/2017 TODAY'S DATE: 08/18/2017

FOR FISCAL YEARS: 07/01/2015 - 06/30/18

	YTD ACTUALS 06/30/2016	BOARD APPROVED 06/30/2017	WORKING BUDGET 06/30/2017	YTD ACTUALS 06/30/2017	DEPT REQUESTED 06/30/2018	CAO RECOMM 06/30/2018	BOARD APPROVED 06/30/2018
BUDGET UNIT: 623715 HOMELAND SECURITY 15-16							
FUND: 6799 HOMELAND SECURITY 15-16							
REVENUES:							
4498 - STATE GRANTS	\$0	\$45,584	\$45,584	\$58,349	\$35,584	\$35,584	\$0
AID FROM OTHER GOVT AGENCIES	\$0	\$45,584	\$45,584	\$58,349	\$35,584	\$35,584	\$0
TOTAL REVENUES:	\$0	\$45,584	\$45,584	\$58,349	\$35,584	\$35,584	\$0
EXPENSES:							
5232 - OFFICE & OTHER EQUIP < \$5,000	\$0	\$35,172	\$28,172	\$0	\$25,172	\$25,172	\$0
5263 - ADVERTISING	\$42	\$0	\$0	\$0	\$0	\$0	\$0
5265 - PROFESSIONAL & SPECIAL SERVICE	\$0	\$10,000	\$10,000	\$10,000	\$0	\$0	\$0
5311 - GENERAL OPERATING EXPENSE	\$1,175	\$0	\$0	\$0	\$1,620	\$1,620	\$0
5331 - TRAVEL EXPENSE	\$7,135	\$412	\$7,412	\$0	\$8,792	\$8,792	\$0
SERVICES & SUPPLIES	\$8,352	\$45,584	\$45,584	\$10,000	\$35,584	\$35,584	\$0
5650 - EQUIPMENT	\$39,997	\$0	\$0	\$0	\$0	\$0	\$0
FIXED ASSETS	\$39,997	\$0	\$0	\$0	\$0	\$0	\$0
TOTAL EXPENSES:	\$48,349	\$45,584	\$45,584	\$10,000	\$35,584	\$35,584	\$0
BUDGET UNIT: 623715 HOMELAND SECURITY 15-16	(\$48,349)	\$0	\$0	\$48,349	\$0	\$0	\$0

HOMELAND SECURITY 16-17

623716

DEPARTMENTAL FUNCTIONS

This budget is for the disbursement of 2016 Homeland Security Grant Program (HSGP) funds. The State Homeland Security Strategy broadly describes goals, objectives, and implementation steps. Some of the State's priorities for the FY 2016 HSGP are: cybersecurity, infrastructure systems, access control and identity verification, economic recovery, housing, and long-term vulnerability reduction. The County does not receive an adequate amount of funds from the State to address all of these priorities, so it tries to address the priorities that can be accomplished with the limited funds it does receive.

MAJOR ACCOMPLISHMENTS IN FISCAL YEAR 2016-2017

- Renewal of the Enterprise License Agreement (ELA) with Environmental Systems Research Institute, Inc. (ESRI), for a three-year term. The County GIS system uses ESRI software and requires the purchase of an ELA to run the system. The City of Bishop's Police and Fire departments partner with the County under the same ELA. Renewing the ELA with ESRI is imperative to continuing emergency preparedness and disaster response functions.

GOALS FOR FISCAL YEAR 2017-2018

- Renew the Code Red (reverse 911) system database lease to update and strengthen the alert warning system and enhance communications between the Sheriff's dispatch and residents during an emergency.
- Purchase necessary support to integrate wireless emergency alerts into the Integrated Public Alert and Warning System (IPAWS).

DEPARTMENTAL BUDGET REQUEST FOR FISCAL YEAR 2017-2018

The Department's Fiscal Year 2017-2018 Requested Budget represents an overall increase of \$13,135 in expenditures, and an increase of \$13,135 in revenues, when compared to the Fiscal Year 2016-2017 Board Approved Budget. As a result, the Requested Net County Cost is increased by \$0.

Personnel Costs did not change compared to the Fiscal Year 2016-2017 Board Approved Budget.

Revenues

4498 (STATE GRANTS) increased by \$13,135: The \$13,135 is the balance of the total grant amount of \$93,947.

Personnel

The Department's Requested Budget represents no change in the number of fulltime equivalent (FTE) positions that are supported by this budget.

There are no personnel costs funded through this budget. The grant management and administrative support for this budget is provided by the County Administration and Sheriff's budgets.

Services & Supplies

5265 (PROFESSIONAL & SPECIAL SERVICE) increased by \$13,135: Update of the Code Red database and the purchase of support to integrate wireless communications into IPAWS.

Support & Care of Persons

(There are no changes in this object category from the previous fiscal year.)

Fixed Assets

(There are no changes in this object category from the previous fiscal year.)

FISCAL YEAR 2017-2018 REDUCTION IMPACTS TO BASE BUDGET

Not applicable.

FISCAL YEAR 2017-2018 STATE/FEDERAL FUNDING SUMMARY

The Homeland Security Grant Program is comprised of Federal funds distributed through the California Office of Emergency Services (CalOES). Inyo County's 2016 HSGP allocation from the State was \$93,947 and still remains very low when compared to allocations in years past. The Performance Period for this grant runs from September 1, 2016 through May 31, 2019.

FISCAL YEAR 2017-2018 REGULATORY COMPLIANCE SUMMARY

Not applicable.

MAJOR POLICY CONSIDERATIONS BEING REQUESTED

There are no policy considerations being requested. However, as HSGP funds diminish and the State's demands on local jurisdictions increase, it will eventually become necessary to identify other sources of funding to continue to maintain and enhance the GIS Program, to renew the Code Red database, and to continue to send staff to necessary trainings.

COUNTY OF INYO

BUD002A - BUDGET REQUESTS

RUNDATE: 06/30/2017 TODAY'S DATE: 08/18/2017

FOR FISCAL YEARS: 07/01/2015 - 06/30/18

	YTD ACTUALS 06/30/2016	BOARD APPROVED 06/30/2017	WORKING BUDGET 06/30/2017	YTD ACTUALS 06/30/2017	DEPT REQUESTED 06/30/2018	CAO RECOMM 06/30/2018	BOARD APPROVED 06/30/2018
BUDGET UNIT: 623716 HOMELAND SECURITY 16-17							
FUND: 6846 HOMELAND SECURITY 16-17							
REVENUES:							
4498 - STATE GRANTS	\$0	\$0	\$93,947	\$80,812	\$13,135	\$13,135	\$0
AID FROM OTHER GOVT AGENCIES	\$0	\$0	\$93,947	\$80,812	\$13,135	\$13,135	\$0
TOTAL REVENUES:	<u>\$0</u>	<u>\$0</u>	<u>\$93,947</u>	<u>\$80,812</u>	<u>\$13,135</u>	<u>\$13,135</u>	<u>\$0</u>
EXPENSES:							
5265 - PROFESSIONAL & SPECIAL SERVICE	\$0	\$0	\$93,947	\$80,812	\$13,135	\$13,135	\$0
SERVICES & SUPPLIES	\$0	\$0	\$93,947	\$80,812	\$13,135	\$13,135	\$0
TOTAL EXPENSES:	<u>\$0</u>	<u>\$0</u>	<u>\$93,947</u>	<u>\$80,812</u>	<u>\$13,135</u>	<u>\$13,135</u>	<u>\$0</u>
BUDGET UNIT: 623716 HOMELAND SECURITY 16-17	\$0	\$0	\$0	(\$0)	\$0	\$0	\$0

INFORMATION SERVICES

011801

DEPARTMENTAL FUNCTIONS

Information Services provides acquisition, implementation, maintenance and support for County technology infrastructure, hardware and software needs including more than 300 personal computers at approximately 40 different work sites throughout the county and more than 50 core servers distributed throughout the County; manages and supports more than 30 high-speed network switches; maintains County Internet web site; supports and is vendor liaison for primary County software systems such as the integrated criminal justice system, enterprise financial system, integrated property tax system, Property Assessment Management System, Road Department Cost Accounting Management System and Geographic Information System; coordinates support for voice and data communications involving more than 600 telephone/modem lines and several high-speed Internet access lines; coordinates courier service between Independence and Bishop; processes facsimiles and outgoing mail; coordinates shipping and receiving for County offices; ensures maintenance and processes billings for more than 30 photocopy machines throughout the County and processes telephone bills for most departments located in Independence. Information Services is responsible for information security; information systems policies/procedures/training; the recruitment, development and retention of technical personnel; and recommending and executing technology strategy at the County.

MAJOR ACCOMPLISHMENTS IN FISCAL YEAR 2016-2017

- Hired new Information Services Director.
- Continued progress towards implementation of a new enterprise Property Tax management system.
- Created conference centers in Bishop and Independence.
- Installed network wiring for City of Bishop, Bishop Wellness Center, District Attorney and Child Support offices.
- Completed over 1,100 work requests.

GOALS FOR FISCAL YEAR 2017-2018

- Complete implementation of the new enterprise Property Tax management system; complete upgrade of enterprise financial system.
- Implement new agenda management process.
- Implement new system security model; Implement email archive system; Implement employee change management system.
- Initiate project to implement alternative telecommunications solution.
- Achieve as yet unspecified area Broadband deployment goals.

DEPARTMENTAL BUDGET REQUEST FOR FISCAL YEAR 2017-2018

The Department's Fiscal Year 2017-2018 Requested Budget represents an overall increase of \$47,711 in expenditures, and an increase of \$20,088 in revenues, when compared to the Fiscal Year 2016-2017 Board Approved Budget. As a result, the Requested Net County Cost is increased by \$27,623.

The budgets increased cost is due primarily to the new salary for the Information Services Director and Deputy Information Services Directory positions.

Personnel Costs increased by \$79,987 compared to the Fiscal Year 2016-2017 Board Approved Budget, due to the new salary for the Information Services Director and Deputy Information Services Directory positions..

Revenues

4821 (INTRA COUNTY CHARGES) increased by \$3,700: Based on FY 2016-17 actual charges; **4824** (INTER GOVERNMENT CHARGES) decreased by \$1,500: Based on FY 2016-17 actual charges; **4825** (OTHER CURRENT CHARGES) increased by \$3,288: Provided significant technical support to Courts in FY 2016-17. Estimated a reduced, but still measurable level of support for FY 2017-18; **4829** (COPIER LEASE REVENUE) increased by \$14,600: Based on FY 2016-17 actual charges.

Personnel

The Department's Requested Budget represents no change in the number of fulltime equivalent (FTE) positions that are supported by this budget.

While the Information Services Division has operated with funded but unfilled positions for the last few budget cycles, the intent is to fill all vacant positions in the Information Services Division this fiscal year.

Services & Supplies

5122 (CELL PHONES) decreased by \$400: Reduced number of cell phones assigned to staff; **5177** (MAINTENANCE OF COMPUTER SYSTEM) decreased by \$30,875: Primarily due to the termination of the JALAN system; **5232** (OFFICE & OTHER EQUIP < \$5,000) increased by \$3,000: Based on FY 2016-17 actual charges; **5236** (INFORMATION SERVICES POSTAGE) increased by \$480: Based on FY 2016-17 actual charges; **5263** (ADVERTISING) increased by \$800: Anticipate six recruitment efforts to fill vacant positions; **5265** (PROFESSIONAL & SPECIAL SERVICE) increased by \$700: Due to increased cost for background checks to fill vacant positions; **5285** (COPIER LEASE - IS ONLY) decreased by \$20: Based on FY 2016-17 actual charges; **5311** (GENERAL OPERATING EXPENSE) decreased by \$500: Based on FY 2016-17 actual charges; **5351** (UTILITIES) decreased by \$3,732: Based on FY 2016-17 actual charges.

Support & Care of Persons

(There are no changes in this object category from the previous fiscal year.)

Fixed Assets

(There are no changes in this object category from the previous fiscal year.)

FISCAL YEAR 2017-2018 REDUCTION IMPACTS TO BASE BUDGET

Per the Fiscal Year 2017-2018 Budget instructions, Information Services examined its budget needs closely. Note that most of the Information Services budget is non-discretionary, that is, Information Services is responsible to budget for the expense of items deemed necessary for county-wide daily operations such as telephone service postage, maintenance of computer systems, etc. The estimated budgets are based on the actual costs of the previous year and consider potential increases and decreases in costs and volume.

The only realistic option available to Information Services to achieve the Fiscal Year 2017-18 budget as

requested in the Budget instructions is through reduction of salary and benefits costs accomplished through the elimination of Information Services personnel. It would be irresponsible to recommend Information Services personnel reductions; over the last year, Information Services has struggled to fulfill essential responsibilities as a direct result of staff shortages. Further reductions in staff would exacerbate delayed responses to requests for service, marginal deliverables and employee burn-out. Risk of critical failure of systems support is already real; additional staff reduction would likely assure failure (some examples of failure include: email not available, telephone service not available, website not available, emergency response systems not available, vendor or payroll checks not issued, tax bills not produced, employees not able to perform duties as a result of unresolved desktop computer problems, unanticipated costs incurred for project delays, etc.) Contrary to a recommendation of staff reductions, Information Services intends to request that its present vacant positions be filled as soon as acceptable candidates are identified.

No contingency or buffer has been requested in this budget for volumes and/or cost increases not known at the time this budget was requested. The proposed budget will not be able to accommodate cost or volume increases or tolerate expense beyond the status quo operating costs used as the basis for the request.

Service provided by Information Services will be reduced. Acquisition of incidentals necessary to support tasks such as office moves and as necessary to complete simple, common repairs (replacement of damaged cables, etc.) will be the responsibility of the affected department.

Daily operations of County functional groups will occasionally be disrupted while Information Services performs tasks during normal business hours that might have otherwise been performed outside normal business hours.

FISCAL YEAR 2017-2018 STATE/FEDERAL FUNDING SUMMARY

Not Applicable.

FISCAL YEAR 2017-2018 REGULATORY COMPLIANCE SUMMARY

Not Applicable.

MAJOR POLICY CONSIDERATIONS BEING REQUESTED

This fiscal year, Information Services hopes to bring forward projects such as alternatives to the County's present telecommunications solution and improvements to area broadband infrastructure; however, no specific policy recommendations are being considered at the time of this budget request submittal.

COUNTY OF INYO

BUD002A - BUDGET REQUESTS

RUNDATE: 06/30/2017 TODAY'S DATE: 08/18/2017

FOR FISCAL YEARS: 07/01/2015 - 06/30/18

	YTD ACTUALS 06/30/2016	BOARD APPROVED 06/30/2017	WORKING BUDGET 06/30/2017	YTD ACTUALS 06/30/2017	DEPT REQUESTED 06/30/2018	CAO RECOMM 06/30/2018	BOARD APPROVED 06/30/2018
BUDGET UNIT: 011801 INFORMATION SERVICES							
FUND: 0001 GENERAL FUND							
REVENUES:							
4821 - INTRA COUNTY CHARGES	\$202,958	\$203,188	\$203,188	\$236,373	\$206,888	\$206,888	\$0
4824 - INTER GOVERNMENT CHARGES	\$31,066	\$21,300	\$21,300	\$21,164	\$19,800	\$19,800	\$0
4825 - OTHER CURRENT CHARGES	\$14,500	\$2,352	\$2,352	\$11,210	\$5,640	\$5,640	\$0
4829 - COPIER LEASE REVENUE	\$96,442	\$91,000	\$91,000	\$96,183	\$105,600	\$105,600	\$0
CHARGES FOR CURRENT SERVICES	\$344,967	\$317,840	\$317,840	\$364,931	\$337,928	\$337,928	\$0
4999 - PRIOR YEARS REIMBURSEMENTS	\$62	\$0	\$0	\$96	\$0	\$0	\$0
OTHER REVENUE	\$62	\$0	\$0	\$96	\$0	\$0	\$0
TOTAL REVENUES:	\$345,030	\$317,840	\$317,840	\$365,028	\$337,928	\$337,928	\$0
EXPENSES:							
5001 - SALARIED EMPLOYEES	\$682,308	\$815,646	\$811,546	\$546,060	\$875,047	\$878,002	\$0
5003 - OVERTIME	\$2,285	\$5,000	\$5,000	\$3,224	\$5,000	\$5,000	\$0
5004 - STANDBY TIME	\$170	\$9,350	\$9,350	\$0	\$0	\$0	\$0
5021 - RETIREMENT & SOCIAL SECURITY	\$53,175	\$64,258	\$64,258	\$43,415	\$67,446	\$67,627	\$0
5022 - PERS RETIREMENT	\$158,184	\$194,604	\$194,604	\$129,416	\$102,976	\$103,360	\$0
5024 - RETIREMENT-UNFUNDED LIAB	\$0	\$0	\$0	\$0	\$91,555	\$91,555	\$0
5031 - MEDICAL INSURANCE	\$58,633	\$81,795	\$81,795	\$50,349	\$118,534	\$118,534	\$0
5032 - DISABILITY INSURANCE	\$5,789	\$8,207	\$8,207	\$4,940	\$8,472	\$8,488	\$0
5042 - SICK LEAVE BUY OUT	\$5,469	\$5,326	\$5,326	\$3,542	\$0	\$0	\$0
5043 - OTHER BENEFITS	\$12,840	\$14,457	\$14,457	\$21,486	\$9,600	\$9,600	\$0
SALARIES & BENEFITS	\$978,857	\$1,198,643	\$1,194,543	\$802,434	\$1,278,630	\$1,282,166	\$0
5122 - CELL PHONES	\$2,206	\$2,400	\$2,600	\$2,381	\$2,000	\$2,000	\$0
5177 - MAINTENANCE OF COMPUTER SYSTEM	\$122,855	\$144,100	\$144,100	\$127,578	\$113,225	\$113,225	\$0
5232 - OFFICE & OTHER EQUIP < \$5,000	\$2,939	\$3,000	\$5,500	\$4,669	\$6,000	\$6,000	\$0
5236 - INFORMATION SERVICES POSTAGE	\$79,076	\$80,220	\$76,920	\$64,837	\$80,700	\$80,700	\$0
5263 - ADVERTISING	\$345	\$4,000	\$4,000	\$995	\$4,800	\$4,800	\$0
5265 - PROFESSIONAL & SPECIAL SERVICE	\$115	\$4,000	\$4,000	\$2,883	\$4,700	\$4,700	\$0
5281 - RENTS & LEASES-EQUIPMENT	\$7,246	\$7,400	\$7,400	\$5,359	\$7,400	\$7,400	\$0
5285 - COPIER LEASE - IS ONLY	\$92,226	\$91,020	\$91,020	\$90,199	\$91,000	\$91,000	\$0
5311 - GENERAL OPERATING EXPENSE	\$3,935	\$3,500	\$4,400	\$4,262	\$3,000	\$3,000	\$0

COUNTY OF INYO

BUD002A - BUDGET REQUESTS

RUNDATE: 06/30/2017 TODAY'S DATE: 08/18/2017

FOR FISCAL YEARS: 07/01/2015 - 06/30/18

	YTD ACTUALS 06/30/2016	BOARD APPROVED 06/30/2017	WORKING BUDGET 06/30/2017	YTD ACTUALS 06/30/2017	DEPT REQUESTED 06/30/2018	CAO RECOMM 06/30/2018	BOARD APPROVED 06/30/2018
5331 - TRAVEL EXPENSE	\$0	\$2,000	\$5,800	\$4,871	\$2,000	\$2,000	\$0
5351 - UTILITIES	\$189,382	\$194,652	\$194,652	\$190,333	\$190,920	\$190,920	\$0
SERVICES & SUPPLIES	\$500,330	\$536,292	\$540,392	\$498,371	\$505,745	\$505,745	\$0
5123 - TECH REFRESH EXPENSE	\$3,556	\$5,910	\$5,910	\$5,910	\$5,947	\$5,947	\$0
5128 - INTERNAL SHREDDING CHARGES	\$81	\$73	\$73	\$73	\$75	\$75	\$0
5129 - INTERNAL COPY CHARGES (NON-IS)	\$2,088	\$2,712	\$2,712	\$1,844	\$2,105	\$2,105	\$0
5152 - WORKERS COMPENSATION	\$11,388	\$9,588	\$9,588	\$9,588	\$8,943	\$8,943	\$0
5155 - PUBLIC LIABILITY INSURANCE	\$7,506	\$7,484	\$7,484	\$7,483	\$6,560	\$6,560	\$0
5333 - MOTOR POOL	\$865	\$2,004	\$2,004	\$824	\$2,412	\$2,412	\$0
INTERNAL CHARGES	\$25,485	\$27,771	\$27,771	\$25,723	\$26,042	\$26,042	\$0
TOTAL EXPENSES:	\$1,504,673	\$1,762,706	\$1,762,706	\$1,326,529	\$1,810,417	\$1,813,953	\$0
BUDGET UNIT: 011801 INFORMATION SERVICES	(\$1,159,643)	(\$1,444,866)	(\$1,444,866)	(\$961,500)	(\$1,472,489)	(\$1,476,025)	\$0

LAW LIBRARY

022300

DEPARTMENTAL FUNCTIONS

The Public Law Library is operated under the oversight of the Law Library Board of Trustees for the use of the judiciary, members of the State Bar, State and County Officials, and residents of the County. All day-to-day functions of the Law Library are performed by the Inyo County Free Library staff. The County is statutorily obligated to maintain a law library.

MAJOR ACCOMPLISHMENTS IN FISCAL YEAR 2016-2017

- Maintained Law Library service utilizing existing County Library staff.

GOALS FOR FISCAL YEAR 2017-2018

- Improve access to Law Library materials.
- Continue working with the Council of California County Law Librarians to locate new sources of revenue.
- Assist Law Library Board of Trustees in activating West print and online subscription.

DEPARTMENTAL BUDGET REQUEST FOR FISCAL YEAR 2017-2018

The Department's Fiscal Year 2017-2018 Requested Budget represents an overall increase of \$0 in expenditures, and an increase of \$0 in revenues, when compared to the Fiscal Year 2016-2017 Board Approved Budget. As a result, the Requested Net County Cost is increased by \$0.

Personnel Costs did not change compared to the Fiscal Year 2016-2017 Board Approved Budget.

Revenues

4220 (LAW LIBRARY FINES) increased by \$0: The Law Library revenue remained constant in FY 2016-2017. Fees are generated by civil filings in Inyo County Superior Court and are remitted to the Administrative Office of the Courts for distribution, which occurs two months after collection. The revenue is distributed directly to the Law Library Trust. The Law Library filing fee is set at \$29.

Personnel

The Department's Requested Budget represents no change in the number of fulltime equivalent (FTE) positions that are supported by this budget.

The Law Library is currently staffed by the Inyo County Free Library, and all personnel costs are included in the budget for the Inyo County Free Library. In the past, the Law Library was staffed with a Law Library Clerk several hours per week. Duties included maintaining the collection, paying invoices and developing the budget. County Library staff now provides personnel services to the Law Library reducing the need for additional General Fund expenditures.

Services & Supplies

5311 (GENERAL OPERATING EXPENSE) increased by \$0: The only budgeted expenditures for the Law Library consist of subscriptions and publications. Online and print subscriptions from a major publisher were cancelled in a prior year, but a goal for this FY is to reinstate these valuable resources.

Support & Care of Persons

(There are no changes in this object category from the previous fiscal year.)

Fixed Assets

(There are no changes in this object category from the previous fiscal year.)

FISCAL YEAR 2017-2018 REDUCTION IMPACTS TO BASE BUDGET

Not applicable.

FISCAL YEAR 2017-2018 STATE/FEDERAL FUNDING SUMMARY

Although the Law Library receives no State funding as all revenues are generated by civil filing fees, law library revenues throughout the State are static or declining. The Uniform Civil Fees Act of 2005 permitted the law library portion of the filing fee to be increased until January 1, 2008. The Law Library Board of Trustees requested that the Board of Supervisors authorize fee increases twice before the moratorium on January 1, 2008, resulting in a Law Library filing fee of \$29. Despite this increase, the Law Library continues to require general fund support in order to maintain an adequate collection. The dilemma of increasing subscription costs and declining revenues is a major problem for Public Law Libraries throughout California

FISCAL YEAR 2017-2018 REGULATORY COMPLIANCE SUMMARY

Not applicable.

MAJOR POLICY CONSIDERATIONS BEING REQUESTED

Not applicable.

COUNTY OF INYO

BUD002A - BUDGET REQUESTS

RUNDATE: 06/30/2017 TODAY'S DATE: 08/18/2017

FOR FISCAL YEARS: 07/01/2015 - 06/30/18

	YTD ACTUALS 06/30/2016	BOARD APPROVED 06/30/2017	WORKING BUDGET 06/30/2017	YTD ACTUALS 06/30/2017	DEPT REQUESTED 06/30/2018	CAO RECOMM 06/30/2018	BOARD APPROVED 06/30/2018
BUDGET UNIT: 022300 LAW LIBRARY							
FUND: 0001 GENERAL FUND							
REVENUES:							
4220 - LAW LIBRARY FINES	\$7,171	\$8,000	\$8,000	\$4,409	\$8,000	\$6,000	\$0
FINES & FORFEITURES	\$7,171	\$8,000	\$8,000	\$4,409	\$8,000	\$6,000	\$0
4998 - OPERATING TRANSFERS IN	\$286	\$0	\$0	\$0	\$0	\$0	\$0
OTHER FINANCING SOURCES	\$286	\$0	\$0	\$0	\$0	\$0	\$0
TOTAL REVENUES:	<u>\$7,458</u>	<u>\$8,000</u>	<u>\$8,000</u>	<u>\$4,409</u>	<u>\$8,000</u>	<u>\$6,000</u>	<u>\$0</u>
EXPENSES:							
5311 - GENERAL OPERATING EXPENSE	\$9,639	\$27,397	\$27,397	\$9,708	\$27,397	\$27,397	\$0
SERVICES & SUPPLIES	\$9,639	\$27,397	\$27,397	\$9,708	\$27,397	\$27,397	\$0
TOTAL EXPENSES:	<u>\$9,639</u>	<u>\$27,397</u>	<u>\$27,397</u>	<u>\$9,708</u>	<u>\$27,397</u>	<u>\$27,397</u>	<u>\$0</u>
BUDGET UNIT: 022300 LAW LIBRARY	(\$2,180)	(\$19,397)	(\$19,397)	(\$5,299)	(\$19,397)	(\$21,397)	\$0

MEDICAL MALPRACTICE TRUST

500904

DEPARTMENTAL FUNCTIONS

This budget reflects the cost for the County's Medical Malpractice Program. The costs include premiums, professional services and claims.

MAJOR ACCOMPLISHMENTS IN FISCAL YEAR 2016-2017

- Worked with the Quality Assurance Committee to develop the Jail Medical Grievance Procedure.
- Worked with the jail nurse, supervising jail nurse, and Medical Director in responding to grievances.
- Worked with outside legal vendor provided through the EIA Program on compliance and liability issues.
- Addressed potential liability issues at the jail.

GOALS FOR FISCAL YEAR 2017-2018

- Continue to assist County medical staff in the inmate medical grievance procedure.
- Continue to arrange Quality Assurance Committee meetings and develop current policies.
- Continue to work with outside legal vendor on compliance and liability issues and training.
- Continue to work with jail staff, medical staff and outside vendor on jail and medical liability issues.

DEPARTMENTAL BUDGET REQUEST FOR FISCAL YEAR 2017-2018

The Department's Fiscal Year 2017-2018 Requested Budget represents an overall increase of \$2,176 in expenditures, and an increase of \$729 in revenues, when compared to the Fiscal Year 2016-2017 Board Approved Budget. As a result, the Requested Net County Cost is increased by \$1,447.

There is sufficient fund balance to cover the balance.

Personnel Costs did not change compared to the Fiscal Year 2016-2017 Board Approved Budget.

Revenues

4301 (INTEREST FROM TREASURY) decreased by \$150: Not budgeting interest this year; **4822** (INTRA COUNTY INSURANCE ADMIN) increased by \$879: Increase to maintain appropriate reserves.

Personnel

The Department's Requested Budget represents no change in the number of fulltime equivalent (FTE) positions that are supported by this budget.

There are no personnel in this budget.

Services & Supplies

5158 (INSURANCE PREMIUM) increased by \$1,000: Increase in premium; **5265** (PROFESSIONAL & SPECIAL SERVICE) increased by \$1,176: Increase in administrative costs.

Support & Care of Persons

(There are no changes in this object category from the previous fiscal year.)

Fixed Assets

(There are no changes in this object category from the previous fiscal year.)

FISCAL YEAR 2017-2018 REDUCTION IMPACTS TO BASE BUDGET

N/A

FISCAL YEAR 2017-2018 STATE/FEDERAL FUNDING SUMMARY

N/A

FISCAL YEAR 2017-2018 REGULATORY COMPLIANCE SUMMARY

N/A

MAJOR POLICY CONSIDERATIONS BEING REQUESTED

N/A

COUNTY OF INYO

BUD002A - BUDGET REQUESTS

RUNDATE: 06/30/2017 TODAY'S DATE: 08/18/2017

FOR FISCAL YEARS: 07/01/2015 - 06/30/18

	YTD ACTUALS 06/30/2016	BOARD APPROVED 06/30/2017	WORKING BUDGET 06/30/2017	YTD ACTUALS 06/30/2017	DEPT REQUESTED 06/30/2018	CAO RECOMM 06/30/2018	BOARD APPROVED 06/30/2018
BUDGET UNIT: 500904 MEDICAL MALPRACTICE TRUST							
FUND: 5702 MEDICAL MALPRACTICE TRUST							
REVENUES:							
4301 - INTEREST FROM TREASURY	\$81	\$150	\$150	\$164	\$0	\$0	\$0
REV USE OF MONEY & PROPERTY	\$81	\$150	\$150	\$164	\$0	\$0	\$0
4822 - INTRA COUNTY INSURANCE ADMIN	\$64,732	\$68,791	\$68,791	\$68,791	\$69,670	\$69,670	\$0
CHARGES FOR CURRENT SERVICES	\$64,732	\$68,791	\$68,791	\$68,791	\$69,670	\$69,670	\$0
TOTAL REVENUES:	\$64,813	\$68,941	\$68,941	\$68,955	\$69,670	\$69,670	\$0
EXPENSES:							
5156 - INSURANCE CLAIMS	\$0	\$10,000	\$10,000	\$0	\$10,000	\$10,000	\$0
5158 - INSURANCE PREMIUM	\$14,532	\$17,000	\$17,000	\$15,342	\$18,000	\$18,000	\$0
5265 - PROFESSIONAL & SPECIAL SERVICE	\$44,154	\$44,744	\$44,744	\$44,744	\$45,920	\$45,920	\$0
5311 - GENERAL OPERATING EXPENSE	\$4,470	\$4,750	\$4,750	\$4,470	\$4,750	\$4,750	\$0
5331 - TRAVEL EXPENSE	\$0	\$500	\$500	\$0	\$500	\$500	\$0
SERVICES & SUPPLIES	\$63,157	\$76,994	\$76,994	\$64,556	\$79,170	\$79,170	\$0
5333 - MOTOR POOL	\$154	\$500	\$500	\$214	\$500	\$500	\$0
INTERNAL CHARGES	\$154	\$500	\$500	\$214	\$500	\$500	\$0
TOTAL EXPENSES:	\$63,311	\$77,494	\$77,494	\$64,771	\$79,670	\$79,670	\$0
BUDGET UNIT: 500904 MEDICAL MALPRACTICE TRUST	\$1,502	(\$8,553)	(\$8,553)	\$4,183	(\$10,000)	(\$10,000)	\$0

MOTOR POOL OPERATING 200100

DEPARTMENTAL FUNCTIONS

Motor Pool is an internal service department which purchases, equips, assigns and maintains the County's fleet of approximately 220 vehicles.

MAJOR ACCOMPLISHMENTS IN FISCAL YEAR 2016-2017

- Completely liquidated fleet of surplus vehicles.
- Facilitated donation of 2 vehicles to local fire departments.
- Replaced 38 vehicles including 9 patrol cars.

GOALS FOR FISCAL YEAR 2017-2018

- Continue to systematically retire aging vehicles by replacing a minimum of 13 regular and 7 patrol.
- Revise and update system for capturing charges from departments.

DEPARTMENTAL BUDGET REQUEST FOR FISCAL YEAR 2017-2018

The Department's Fiscal Year 2017-2018 Requested Budget represents an overall decrease of \$242,704 in expenditures, and a decrease of \$620,818 in revenues, when compared to the Fiscal Year 2016-2017 Board Approved Budget. As a result, the Requested Net County Cost is increased by \$378,114.

Personnel Costs increased by \$3,050 compared to the Fiscal Year 2016-2017 Board Approved Budget, due to step increases and additional PERS costs.

Revenues

4818 (MOTOR POOL CHARGES) increased by \$102,000: Increase in the number of leased vehicles; **4998** (OPERATING TRANSFERS IN) decreased by \$673,318: Purchase of fewer police vehicles; **4911** (SALES OF FIXED ASSETS) decreased by \$49,500: Fewer surplus vehicles to be sold, having liquidated backlog.

Personnel

The Department's Requested Budget represents no change in the number of fulltime equivalent (FTE) positions that are supported by this budget.

No change requested.

Services & Supplies

5171 (MAINTENANCE OF EQUIPMENT) decreased by \$22,000: Fewer county owned vehicles to maintain; **5178** (MOTOR POOL FUEL) decreased by \$113,200: Error in prior year estimate; **5232** (OFFICE & OTHER EQUIP < \$5,000) increased by \$36: Additional cost for items;

5265 (PROFESSIONAL & SPECIAL SERVICE) increased by \$11,430: Recognizing auction fees and installing seat covers; **5281** (RENTS & LEASES-EQUIPMENT) increased by \$105,000: Additional leased vehicles; **5311** (GENERAL OPERATING EXPENSE) increased by \$1,325: Restocking vehicle decals and increase in property taxes.

Support & Care of Persons

(There are no changes in this object category from the previous fiscal year.)

Fixed Assets

5655 (VEHICLES) decreased by \$265,000: Purchasing fewer vehicles this year.

FISCAL YEAR 2017-2018 REDUCTION IMPACTS TO BASE BUDGET

Not applicable to an internal service fund.

FISCAL YEAR 2017-2018 STATE/FEDERAL FUNDING SUMMARY

Not applicable.

FISCAL YEAR 2017-2018 REGULATORY COMPLIANCE SUMMARY

None

MAJOR POLICY CONSIDERATIONS BEING REQUESTED

None

COUNTY OF INYO

BUD002A - BUDGET REQUESTS

RUNDATE: 06/30/2017 TODAY'S DATE: 08/18/2017

FOR FISCAL YEARS: 07/01/2015 - 06/30/18

	YTD ACTUALS 06/30/2016	BOARD APPROVED 06/30/2017	WORKING BUDGET 06/30/2017	YTD ACTUALS 06/30/2017	DEPT REQUESTED 06/30/2018	CAO RECOMM 06/30/2018	BOARD APPROVED 06/30/2018
BUDGET UNIT: 200100 MOTOR POOL OPERATING							
FUND: 2001 MOTOR POOL - OPERATING							
REVENUES:							
4301 - INTEREST FROM TREASURY	\$4,041	\$2,000	\$2,000	\$4,821	\$2,000	\$2,000	\$0
REV USE OF MONEY & PROPERTY	\$4,041	\$2,000	\$2,000	\$4,821	\$2,000	\$2,000	\$0
4747 - INSURANCE PAYMENTS	\$45,959	\$0	\$0	\$0	\$0	\$0	\$0
4818 - MOTOR POOL CHARGES	\$850,818	\$948,000	\$948,000	\$1,125,869	\$1,050,000	\$1,050,000	\$0
4824 - INTER GOVERNMENT CHARGES	\$8,159	\$0	\$0	\$0	\$0	\$0	\$0
CHARGES FOR CURRENT SERVICES	\$904,937	\$948,000	\$948,000	\$1,125,869	\$1,050,000	\$1,050,000	\$0
4998 - OPERATING TRANSFERS IN	\$122,609	\$988,318	\$991,318	\$562,905	\$315,000	\$587,247	\$0
OTHER FINANCING SOURCES	\$122,609	\$988,318	\$991,318	\$562,905	\$315,000	\$587,247	\$0
4911 - SALES OF FIXED ASSETS	\$25,032	\$75,000	\$81,300	\$76,081	\$25,500	\$25,500	\$0
4959 - MISCELLANEOUS REVENUE	\$0	\$0	\$279	\$279	\$0	\$0	\$0
4961 - REIMBURSED EXPENSES	\$1,980	\$0	\$675	\$725	\$0	\$0	\$0
OTHER REVENUE	\$27,013	\$75,000	\$82,254	\$77,085	\$25,500	\$25,500	\$0
TOTAL REVENUES:	\$1,058,600	\$2,013,318	\$2,023,572	\$1,770,681	\$1,392,500	\$1,664,747	\$0
EXPENSES:							
5001 - SALARIED EMPLOYEES	\$82,494	\$85,686	\$85,675	\$85,804	\$87,630	\$87,921	\$0
5003 - OVERTIME	\$4,980	\$5,000	\$5,000	\$1,028	\$6,860	\$6,860	\$0
5012 - PART TIME EMPLOYEES	\$10,297	\$23,432	\$23,432	\$23,495	\$24,858	\$24,858	\$0
5021 - RETIREMENT & SOCIAL SECURITY	\$7,284	\$9,089	\$9,089	\$8,282	\$9,130	\$9,164	\$0
5022 - PERS RETIREMENT	\$20,909	\$22,899	\$22,899	\$22,809	\$12,712	\$12,751	\$0
5024 - RETIREMENT-UNFUNDED LIAB	\$0	\$0	\$0	\$0	\$10,987	\$10,987	\$0
5025 - RETIREE HEALTH BENEFITS	\$19,279	\$21,681	\$21,681	\$20,983	\$22,014	\$22,014	\$0
5031 - MEDICAL INSURANCE	\$18,712	\$20,515	\$20,515	\$19,276	\$18,791	\$18,791	\$0
5032 - DISABILITY INSURANCE	\$811	\$1,164	\$1,164	\$959	\$1,173	\$1,173	\$0
5042 - SICK LEAVE BUY OUT	\$1,189	\$1,639	\$1,650	\$1,649	\$0	\$0	\$0
5045 - COMPENSATED ABSENCE EXPENSE	\$894	\$0	\$0	\$0	\$0	\$0	\$0
5099 - SALARY ADJUSTMENT	\$40,315	\$0	\$0	\$0	\$0	\$0	\$0
SALARIES & BENEFITS	\$207,170	\$191,105	\$191,105	\$184,288	\$194,155	\$194,519	\$0

COUNTY OF INYO

BUD002A - BUDGET REQUESTS

RUNDATE: 06/30/2017 TODAY'S DATE: 08/18/2017

FOR FISCAL YEARS: 07/01/2015 - 06/30/18

	YTD ACTUALS 06/30/2016	BOARD APPROVED 06/30/2017	WORKING BUDGET 06/30/2017	YTD ACTUALS 06/30/2017	DEPT REQUESTED 06/30/2018	CAO RECOMM 06/30/2018	BOARD APPROVED 06/30/2018
5171 - MAINTENANCE OF EQUIPMENT	\$126,323	\$167,000	\$180,375	\$127,124	\$145,000	\$145,000	\$0
5173 - MAINTENANCE OF EQUIPMENT-MATER	\$18,453	\$25,000	\$32,065	\$19,159	\$25,000	\$25,000	\$0
5178 - MOTOR POOL FUEL	\$338,339	\$472,000	\$469,900	\$323,106	\$358,800	\$358,800	\$0
5199 - MAINT OF STRUCTURES-MATERIALS	\$0	\$0	\$738	\$738	\$0	\$0	\$0
5232 - OFFICE & OTHER EQUIP < \$5,000	\$171,210	\$8,964	\$58,949	\$56,684	\$9,000	\$9,000	\$0
5263 - ADVERTISING	\$695	\$1,300	\$1,300	\$1,145	\$1,300	\$1,300	\$0
5265 - PROFESSIONAL & SPECIAL SERVICE	\$8,954	\$10,400	\$17,500	\$17,297	\$21,830	\$21,830	\$0
5281 - RENTS & LEASES-EQUIPMENT	\$150,828	\$375,000	\$407,331	\$356,214	\$480,000	\$480,000	\$0
5291 - OFFICE, SPACE & SITE RENTAL	\$1,000	\$500	\$500	\$500	\$500	\$500	\$0
5311 - GENERAL OPERATING EXPENSE	\$4,440	\$3,520	\$3,520	\$4,424	\$4,845	\$4,845	\$0
5331 - TRAVEL EXPENSE	\$0	\$500	\$500	\$0	\$500	\$500	\$0
5351 - UTILITIES	\$996	\$1,320	\$1,320	\$882	\$1,320	\$1,320	\$0
SERVICES & SUPPLIES	\$821,243	\$1,065,504	\$1,173,998	\$907,278	\$1,048,095	\$1,048,095	\$0
5123 - TECH REFRESH EXPENSE	\$0	\$1,157	\$1,157	\$1,157	\$3,694	\$3,694	\$0
5124 - EXTERNAL CHARGES	\$414	\$500	\$2,000	\$1,276	\$2,000	\$2,000	\$0
5128 - INTERNAL SHREDDING CHARGES	\$138	\$124	\$124	\$124	\$130	\$130	\$0
5129 - INTERNAL COPY CHARGES (NON-IS)	\$237	\$242	\$242	\$366	\$276	\$276	\$0
5152 - WORKERS COMPENSATION	\$7,551	\$6,125	\$6,125	\$6,125	\$1,852	\$1,852	\$0
5155 - PUBLIC LIABILITY INSURANCE	\$767	\$1,034	\$1,034	\$1,033	\$1,358	\$1,358	\$0
5315 - COUNTY COST PLAN	\$38,919	\$0	\$0	\$0	\$38,927	\$38,927	\$0
5333 - MOTOR POOL	\$10,079	\$12,000	\$12,000	\$10,183	\$9,600	\$9,600	\$0
INTERNAL CHARGES	\$58,106	\$21,182	\$22,682	\$20,265	\$57,837	\$57,837	\$0
5655 - VEHICLES	\$0	\$580,000	\$988,317	\$562,905	\$315,000	\$315,000	\$0
FIXED ASSETS	\$0	\$580,000	\$988,317	\$562,905	\$315,000	\$315,000	\$0
5799 - DEPRECIATION	\$427,915	\$0	\$0	\$0	\$0	\$0	\$0
DEPRECIATION	\$427,915	\$0	\$0	\$0	\$0	\$0	\$0
5901 - CONTINGENCIES	\$0	\$50,000	\$50,000	\$0	\$50,000	\$0	\$0
RESERVES	\$0	\$50,000	\$50,000	\$0	\$50,000	\$0	\$0
TOTAL EXPENSES:	\$1,514,436	\$1,907,791	\$2,426,102	\$1,674,738	\$1,665,087	\$1,615,451	\$0
BUDGET UNIT: 200100 MOTOR POOL OPERATING	(\$455,835)	\$105,527	(\$402,530)	\$95,943	(\$272,587)	\$49,296	\$0

MOTOR POOL REPLACEMENT 200200

DEPARTMENTAL FUNCTIONS

The Departmental function of the Motor Pool Replacement budget unit is to account for charges from County Departments for vehicle use in order to assure that funds are available for the timely replacement of vehicles. Mileage and repair records are tracked and, when warranted, funds are transferred into the motor pool operating budget unit to allow for the purchase of replacement vehicles.

MAJOR ACCOMPLISHMENTS IN FISCAL YEAR 2016-2017

- Provided funding to replace 9 patrol vehicles.

GOALS FOR FISCAL YEAR 2017-2018

- Continue to maintain a solvent funding source to assure that departments' vehicle needs are met in conjunction with leased vehicle program.
- Replace 7 patrol vehicles in the Sheriff's Department.

DEPARTMENTAL BUDGET REQUEST FOR FISCAL YEAR 2017-2018

The Department's Fiscal Year 2017-2018 Requested Budget represents an overall decrease of \$673,318 in expenditures, and a decrease of \$45,800 in revenues, when compared to the Fiscal Year 2016-2017 Board Approved Budget. As a result, the Requested Net County Cost is decreased by \$627,518.

Personnel Costs did not change compared to the Fiscal Year 2016-2017 Board Approved Budget.

Revenues

4301 (INTEREST FROM TREASURY) increased by \$2,200: Interest rates; **4818** (MOTOR POOL CHARGES) decreased by \$48,000: Fewer replacement funds due to increase in leased vehicles.

Personnel

The Department's Requested Budget represents no change in the number of fulltime equivalent (FTE) positions that are supported by this budget.

No personnel assigned to this budget unit.

Services & Supplies

(There are no changes in this object category from the previous fiscal year.)

Support & Care of Persons

(There are no changes in this object category from the previous fiscal year.)

Fixed Assets

(There are no changes in this object category from the previous fiscal year.)

FISCAL YEAR 2017-2018 REDUCTION IMPACTS TO BASE BUDGET

None

FISCAL YEAR 2017-2018 STATE/FEDERAL FUNDING SUMMARY

None

FISCAL YEAR 2017-2018 REGULATORY COMPLIANCE SUMMARY

None

MAJOR POLICY CONSIDERATIONS BEING REQUESTED

None

COUNTY OF INYO

BUD002A - BUDGET REQUESTS

RUNDATE: 06/30/2017 TODAY'S DATE: 08/18/2017

FOR FISCAL YEARS: 07/01/2015 - 06/30/18

	YTD ACTUALS 06/30/2016	BOARD APPROVED 06/30/2017	WORKING BUDGET 06/30/2017	YTD ACTUALS 06/30/2017	DEPT REQUESTED 06/30/2018	CAO RECOMM 06/30/2018	BOARD APPROVED 06/30/2018
BUDGET UNIT: 200200 MOTOR POOL REPLACEMENT							
FUND: 2002 MOTOR POOL - REPLACEMENT							
REVENUES:							
4301 - INTEREST FROM TREASURY	\$5,042	\$2,800	\$2,800	\$9,658	\$5,000	\$5,000	\$0
REV USE OF MONEY & PROPERTY	\$5,042	\$2,800	\$2,800	\$9,658	\$5,000	\$5,000	\$0
4818 - MOTOR POOL CHARGES	\$355,315	\$405,000	\$405,000	\$405,655	\$357,000	\$357,000	\$0
CHARGES FOR CURRENT SERVICES	\$355,315	\$405,000	\$405,000	\$405,655	\$357,000	\$357,000	\$0
TOTAL REVENUES:	<u>\$360,357</u>	<u>\$407,800</u>	<u>\$407,800</u>	<u>\$415,313</u>	<u>\$362,000</u>	<u>\$362,000</u>	<u>\$0</u>
EXPENSES:							
5801 - OPERATING TRANSFERS OUT	\$122,609	\$988,318	\$991,318	\$562,905	\$315,000	\$587,247	\$0
OTHER FINANCING USES	\$122,609	\$988,318	\$991,318	\$562,905	\$315,000	\$587,247	\$0
TOTAL EXPENSES:	<u>\$122,609</u>	<u>\$988,318</u>	<u>\$991,318</u>	<u>\$562,905</u>	<u>\$315,000</u>	<u>\$587,247</u>	<u>\$0</u>
BUDGET UNIT: 200200 MOTOR POOL REPLACEMENT	\$237,748	(\$580,518)	(\$583,518)	(\$147,592)	\$47,000	(\$225,247)	\$0

MUSEUM - GENERAL

077000

DEPARTMENTAL FUNCTIONS

The Eastern California Museum was founded in 1928, and has been operated by the County of Inyo since 1968. The mission of the Museum is to collect, preserve and interpret objects and information related to the cultural and natural history of Inyo County. The Museum collection is held in public trust, and staff is responsible for keeping complete and accurate records on all artifacts in the collection. A computerized database with over 24,000 records is used to manage the collection. About 9,000 of the Museum's 28,000 historic photos are digitized. The Museum also maintains the historic Commanders House and Edwards House in Independence, the Mary DeDecker Native Plant Garden, the Historic Equipment Yard and Little Pine Village, the fully restored Slim Princess locomotive, and an assortment of historic buildings and exhibit buildings on the Museum Grounds. Artifacts and information are interpreted for the public through the Museum's exhibits, tours and educational programs. Tour groups include school tours made up of classes from local elementary, middle school and high schools, and classes and clubs from community colleges and universities. In addition, numerous adult groups seeking a cultural and historical component to their visit to the Owens Valley tour the Museum.

MAJOR ACCOMPLISHMENTS IN FISCAL YEAR 2016-2017

- Helped the nonprofit Carson and Colorado Railway group oversee construction of a \$150,000 locomotive building - The Larry Peckham Engine House - on the Museum grounds. The funding was secured from the Carson and Colorado group, a Museum Trust account and the Friends of the Eastern California Museum. The building will be completed in July 2017, and the Slim Princess locomotive will reside in the new building.
- Revamped the Manzanar Exhibit to include a striking mural (measuring 12 feet wide by 6 feet tall) of a well-known folk tale of two battling Samurai warriors. The mural was painted in Manzanar by an internee. It was fully restored with another large mural and eight other paintings through an \$85,000 grant secured by the Manzanar National Historic Site.
- Worked with the Friends of the Eastern California Museum to obtain approximately \$8,000 in funding for advertising, exhibits, events, promotions and other Museum expenses.
- Provided \$10,000 from a Museum Trust account to Laws Historical Site to help fund construction of a Wagon Barn to house the replica 20-Mule Team Wagons.
- Enjoyed another strong year of visitation, with about 9,000 visitors from the Owens Valley, California and the World. Visitation has remained consistent for the past decade. Visitors donated about \$9,000, with an additional \$500 in visitor donations for the Manzanar Trust. The Museum Bookstore generated slightly more than \$17,000 in revenue, which includes about \$1,000 in research and photo reproduction fees.

GOALS FOR FISCAL YEAR 2017-2018

- Work with the Carson & Colorado group to promote the new location of the iconic Slim Princess as a museum attraction, which will include events, programs, speakers and special "railroad days" where the steam engine will be running.
- Collaborate with the California State University Japanese American Digitization Project to secure grant funding (between \$5,000 and \$8,000) to be used to hire a part time worker to scan the Museum's collection of about 1,200 Manzanar-related photos, and then share those photos on the Project's website.

- Create and install a new exhibit, tentative title: Recreation Along El Camino Sierra, which will highlight the Eastern Sierra's historic recreational and outdoor offerings, ranging from pack trips to fishing to hiking and camping.
- Work with the Friends of the Eastern California Museum to stabilize the wooden buildings on the Museum grounds, replace several roofs on the historic buildings used as storage, and install a new roof on the Commander's House (see Policy Considerations, below).
- Continue to provide a welcoming, informative and educational experience to the Museum's visitors and work to increase visitation by hosting book signings, guest speakers, field trips and other events and programs.

DEPARTMENTAL BUDGET REQUEST FOR FISCAL YEAR 2017-2018

The Department's Fiscal Year 2017-2018 Requested Budget represents an overall increase of \$11,175 in expenditures, and an increase of \$940 in revenues, when compared to the Fiscal Year 2016-2017 Board Approved Budget. As a result, the Requested Net County Cost is increased by \$10,235.

The cost increase is due to increased personnel costs.

Personnel Costs increased by \$10,516 compared to the Fiscal Year 2016-2017 Board Approved Budget, due to one full-time employee earning a longevity raise (2 percent) and increased PERS costs.

Revenues

4813 (SHIPPING & HANDLING) decreased by \$30: This reflects actual revenue in 2016-17; **4925** (SALES OF BOOKS & PAMPHLETS) increased by \$1,000: This is based on actual revenue in 2016-17; **4997** (CASH OVER OR SHORT) decreased by \$30: Based on prior year actuals.

Personnel

The Department's Requested Budget represents no change in the number of fulltime equivalent (FTE) positions that are supported by this budget.

No staffing changes are represented in this budget.

Services & Supplies

5199 (MAINT OF STRUCTURES-MATERIALS) increased by \$500: Additional cost for the security system; **5232** (OFFICE & OTHER EQUIP < \$5,000) decreased by \$500: Request is for only one laser printer; **5265** (PROFESSIONAL & SPECIAL SERVICE) decreased by \$10: Slight decrease based on prior years expenses.

Support & Care of Persons

(There are no changes in this object category from the previous fiscal year.)

Fixed Assets

(There are no changes in this object category from the previous fiscal year.)

FISCAL YEAR 2017-2018 REDUCTION IMPACTS TO BASE BUDGET

Revenues were increased slightly to cover slight increases in expenses. The increase in personnel costs could not be absorbed by cutting expenses in other categories.

FISCAL YEAR 2017-2018 STATE/FEDERAL FUNDING SUMMARY

N/A

FISCAL YEAR 2017-2018 REGULATORY COMPLIANCE SUMMARY

N/A

MAJOR POLICY CONSIDERATIONS BEING REQUESTED

The Museum will be requesting Board of Supervisors' approval to access various Trust Accounts -- Museum Trust and Museum Revolving Trust -- to fund much-needed maintenance and repairs to a number of buildings on the Museum grounds. The maintenance will include painting and stabilization and repairs will include new roofs on at least three buildings used to store Museum artifacts, including the Commander's House. Estimates will be secured for the proposed work before accessing the Trust accounts. The Museum will also explore some cost-sharing for this work with the Friends of the Eastern California Museum. This work will be expensive but is critical to the ability to maintain the structural integrity of the buildings and create adequate storage for valuable Museum artifacts. The costs for these projects are not included in this budget request.

The Museum and Library will be proposing some changes in the Shared Positions in each institution, but these changes may or may not result in increased costs, and cannot be implemented during the budget process.

COUNTY OF INYO

BUD002A - BUDGET REQUESTS

RUNDATE: 06/30/2017 TODAY'S DATE: 08/18/2017

FOR FISCAL YEARS: 07/01/2015 - 06/30/18

	YTD ACTUALS 06/30/2016	BOARD APPROVED 06/30/2017	WORKING BUDGET 06/30/2017	YTD ACTUALS 06/30/2017	DEPT REQUESTED 06/30/2018	CAO RECOMM 06/30/2018	BOARD APPROVED 06/30/2018
BUDGET UNIT: 077000 MUSEUM - GENERAL							
FUND: 0001 GENERAL FUND							
REVENUES:							
4813 - SHIPPING & HANDLING	\$45	\$70	\$70	\$61	\$40	\$40	\$0
CHARGES FOR CURRENT SERVICES	\$45	\$70	\$70	\$61	\$40	\$40	\$0
4925 - SALES OF BOOKS & PAMPHLETS	\$13,814	\$16,000	\$16,000	\$17,254	\$17,000	\$17,000	\$0
4951 - DONATIONS	\$8,379	\$8,500	\$8,500	\$8,914	\$8,500	\$8,500	\$0
4997 - CASH OVER OR SHORT	\$14	\$35	\$35	\$0	\$5	\$5	\$0
OTHER REVENUE	\$22,208	\$24,535	\$24,535	\$26,168	\$25,505	\$25,505	\$0
TOTAL REVENUES:	\$22,254	\$24,605	\$24,605	\$26,229	\$25,545	\$25,545	\$0
EXPENSES:							
5001 - SALARIED EMPLOYEES	\$109,778	\$115,437	\$115,289	\$113,963	\$118,153	\$118,511	\$0
5003 - OVERTIME	\$44	\$0	\$296	\$295	\$0	\$0	\$0
5012 - PART TIME EMPLOYEES	\$19,357	\$19,607	\$19,606	\$18,790	\$19,223	\$19,223	\$0
5021 - RETIREMENT & SOCIAL SECURITY	\$9,799	\$10,528	\$10,528	\$10,213	\$10,510	\$10,537	\$0
5022 - PERS RETIREMENT	\$27,779	\$30,795	\$30,795	\$30,310	\$19,715	\$19,776	\$0
5024 - RETIREMENT-UNFUNDED LIAB	\$0	\$0	\$0	\$0	\$18,311	\$18,311	\$0
5031 - MEDICAL INSURANCE	\$16,107	\$14,240	\$14,240	\$15,617	\$17,737	\$17,737	\$0
5032 - DISABILITY INSURANCE	\$1,040	\$1,315	\$1,315	\$1,173	\$1,373	\$1,377	\$0
5042 - SICK LEAVE BUY OUT	\$1,492	\$2,584	\$2,437	\$1,492	\$0	\$0	\$0
5043 - OTHER BENEFITS	\$120	\$0	\$0	\$0	\$0	\$0	\$0
SALARIES & BENEFITS	\$185,520	\$194,506	\$194,506	\$191,857	\$205,022	\$205,472	\$0
5199 - MAINT OF STRUCTURES-MATERIALS	\$0	\$1,500	\$1,500	\$597	\$2,000	\$2,000	\$0
5232 - OFFICE & OTHER EQUIP < \$5,000	\$217	\$1,000	\$1,000	\$828	\$500	\$500	\$0
5263 - ADVERTISING	\$3,954	\$3,000	\$3,000	\$2,914	\$3,000	\$3,000	\$0
5265 - PROFESSIONAL & SPECIAL SERVICE	\$21	\$1,210	\$1,210	\$1,090	\$1,200	\$1,200	\$0
5291 - OFFICE, SPACE & SITE RENTAL	\$1,000	\$1,000	\$1,013	\$1,012	\$1,000	\$1,000	\$0
5311 - GENERAL OPERATING EXPENSE	\$3,323	\$3,000	\$2,987	\$2,736	\$3,000	\$4,000	\$0
5351 - UTILITIES	\$9,169	\$11,000	\$11,000	\$10,171	\$11,000	\$11,000	\$0
SERVICES & SUPPLIES	\$17,686	\$21,710	\$21,710	\$19,349	\$21,700	\$22,700	\$0
5123 - TECH REFRESH EXPENSE	\$2,340	\$2,830	\$2,830	\$2,830	\$3,026	\$3,026	\$0

COUNTY OF INYO

BUD002A - BUDGET REQUESTS

RUNDATE: 06/30/2017 TODAY'S DATE: 08/18/2017

FOR FISCAL YEARS: 07/01/2015 - 06/30/18

	YTD ACTUALS 06/30/2016	BOARD APPROVED 06/30/2017	WORKING BUDGET 06/30/2017	YTD ACTUALS 06/30/2017	DEPT REQUESTED 06/30/2018	CAO RECOMM 06/30/2018	BOARD APPROVED 06/30/2018
5128 - INTERNAL SHREDDING CHARGES	\$106	\$95	\$95	\$95	\$100	\$100	\$0
5129 - INTERNAL COPY CHARGES (NON-IS)	\$471	\$513	\$513	\$402	\$396	\$396	\$0
5152 - WORKERS COMPENSATION	\$2,117	\$1,860	\$1,860	\$1,860	\$2,248	\$2,248	\$0
5155 - PUBLIC LIABILITY INSURANCE	\$1,386	\$1,452	\$1,452	\$1,452	\$1,649	\$1,649	\$0
INTERNAL CHARGES	\$6,420	\$6,750	\$6,750	\$6,639	\$7,419	\$7,419	\$0
TOTAL EXPENSES:	\$209,627	\$222,966	\$222,966	\$217,847	\$234,141	\$235,591	\$0
BUDGET UNIT: 077000 MUSEUM - GENERAL	(\$187,373)	(\$198,361)	(\$198,361)	(\$191,617)	(\$208,596)	(\$210,046)	\$0

NATURAL RESOURCE DEVELOPMENT

010204

DEPARTMENTAL FUNCTIONS

This budget was created in Fiscal Year 2009-2010 to fund costs associated with the County's commitment to ensuring both the appropriate and responsible development of its natural resources. At present, the efforts funded through this budget focus primarily on issues related to Federal management of publicly-owned lands, and renewable energy facility siting issues - particularly solar energy facilities - and transmission infrastructure within the county.

MAJOR ACCOMPLISHMENTS IN FISCAL YEAR 2016-2017

- Continued to support the County's involvement in a myriad of Federal and State land use planning issues including the Desert Renewable Energy Conservation Plan, Renewable Energy Transmission Initiative 2.0, and Forest Plan Update.
- Continued to advocate for Alabama Hills National Scenic Area designation.
- Assisted in completing a Request for Proposals for regional agriculture economic impact study.
- Used economic data generated from previous projects funded through this budget for economic development work.

GOALS FOR FISCAL YEAR 2017-2018

- Support Board of Supervisors in consideration of pursuit of comprehensive lands bill for Inyo County.
- Support Ag Commissioner in reviewing and implementing recommendations of regional agriculture economic impact study.
- Assist as necessary in the County's involvement in Federal and State land use planning issues including the Alabama Hills National Scenic Area, DRECP, RETI 2.0, transmission corridors, and Forest Plan Update.

DEPARTMENTAL BUDGET REQUEST FOR FISCAL YEAR 2017-2018

The Department's Fiscal Year 2017-2018 Requested Budget represents an overall increase of \$0 in expenditures, and an increase of \$0 in revenues, when compared to the Fiscal Year 2016-2017 Board Approved Budget. As a result, the Requested Net County Cost is increased by \$0.

Personnel Costs did not change compared to the Fiscal Year 2016-2017 Board Approved Budget.

Revenues

(There are no changes in this object category from the previous fiscal year.)

Personnel

The Department's Requested Budget represents no change in the number of fulltime equivalent (FTE) positions that are supported by this budget.

There are no personnel costs in this budget.

Services & Supplies

(There are no changes in this object category from the previous fiscal year.)

Support & Care of Persons

(There are no changes in this object category from the previous fiscal year.)

Fixed Assets

(There are no changes in this object category from the previous fiscal year.)

FISCAL YEAR 2017-2018 REDUCTION IMPACTS TO BASE BUDGET

Reducing the budget would likely have the effect of reducing the County's ability to proactively address resource preservation and use issues.

FISCAL YEAR 2017-2018 STATE/FEDERAL FUNDING SUMMARY

N/A

FISCAL YEAR 2017-2018 REGULATORY COMPLIANCE SUMMARY

N/A

MAJOR POLICY CONSIDERATIONS BEING REQUESTED

There are no policy considerations being requested.

COUNTY OF INYO

BUD002A - BUDGET REQUESTS

RUNDATE: 06/30/2017 TODAY'S DATE: 08/18/2017

FOR FISCAL YEARS: 07/01/2015 - 06/30/18

	YTD ACTUALS 06/30/2016	BOARD APPROVED 06/30/2017	WORKING BUDGET 06/30/2017	YTD ACTUALS 06/30/2017	DEPT REQUESTED 06/30/2018	CAO RECOMM 06/30/2018	BOARD APPROVED 06/30/2018
BUDGET UNIT: 010204 NATURAL RESOURCE DEVELOPMENT							
FUND: 0040 NATURAL RESOURCE DEVELOPMENT							
REVENUES:							
4998 - OPERATING TRANSFERS IN	\$4,435	\$0	\$0	\$0	\$0	\$0	\$0
OTHER FINANCING SOURCES	\$4,435	\$0	\$0	\$0	\$0	\$0	\$0
TOTAL REVENUES:	<u>\$4,435</u>	<u>\$0</u>	<u>\$0</u>	<u>\$0</u>	<u>\$0</u>	<u>\$0</u>	<u>\$0</u>
EXPENSES:							
5265 - PROFESSIONAL & SPECIAL SERVICE	\$2,183	\$10,000	\$60,715	\$2,914	\$10,000	\$10,000	\$0
5311 - GENERAL OPERATING EXPENSE	\$2,500	\$2,500	\$2,500	\$2,500	\$2,500	\$2,500	\$0
5331 - TRAVEL EXPENSE	\$0	\$5,000	\$5,000	\$0	\$5,000	\$5,000	\$0
SERVICES & SUPPLIES	\$4,683	\$17,500	\$68,215	\$5,414	\$17,500	\$17,500	\$0
TOTAL EXPENSES:	<u>\$4,683</u>	<u>\$17,500</u>	<u>\$68,215</u>	<u>\$5,414</u>	<u>\$17,500</u>	<u>\$17,500</u>	<u>\$0</u>
BUDGET UNIT: 010204 NATURAL RESOURCE DEVELOPMENT	(\$248)	(\$17,500)	(\$68,215)	(\$5,414)	(\$17,500)	(\$17,500)	\$0

PARKS & RECREATION - BUDGET

076998

DEPARTMENTAL FUNCTIONS

The Parks and Recreation Department operates a regional and neighborhood park system serving both visitors to the County as well as local residents. Recreational facilities include lakes, campgrounds, picnic areas, playgrounds and ballfields. In order to assure the availability of these facilities, several improvement projects are scheduled and coordinated throughout the year. The department provides reservation service for the use of County parks, including the collection of fees and deposits. Parks and Recreation is also responsible for protecting and enhancing the primary resources of the campgrounds, flowing waters, ponds and riparian habitat.

MAJOR ACCOMPLISHMENTS IN FISCAL YEAR 2016-2017

- Implemented Reserve America reservation system.
- Upgraded all campground maps and signage.

GOALS FOR FISCAL YEAR 2017-2018

- Further improvements at Diaz Lake.
- Through grant funding, bring new boat launching capabilities to locations to assist disabled users.
- Protect improvements from high water flows.

DEPARTMENTAL BUDGET REQUEST FOR FISCAL YEAR 2017-2018

The Department's Fiscal Year 2017-2018 Requested Budget represents an overall increase of \$80,623 in expenditures, and a decrease of \$139,643 in revenues, when compared to the Fiscal Year 2016-2017 Board Approved Budget. As a result, the Requested Net County Cost is increased by \$220,266.

Personnel Costs decreased by \$6,970 compared to the Fiscal Year 2016-2017 Board Approved Budget, due to the position for the operation of the sewage treatment facility in Tecopa no longer being funded through the Parks budget.

Revenues

4352 (MILLPOND CONCESSIONS) increased by \$1,200: Based on prior year actuals; **4563** (CONTRIBUTION FROM DWP) increased by \$6,087: due to two percent annual increase; **4781** (PLEASANT VALLEY - CAMP) decreased by \$2,000: Decrease in camping due to inclement weather and increased water flows; **4783** (SCHOBBER LANE - CAMP) increased by \$7,000: Based on prior year revenues; **4785** (BAKER CREEK - CAMP) increased by \$3,000: based on prior year actuals; **4786** (TINNEMAHA - CAMP) increased by \$1,000: based on prior year actuals; **4789** (PORTAGI JOE - CAMP) increased by \$2,500: based on prior year actuals; **4790** (DIAZ LAKE - CAMP) increased by \$4,000: based on prior year actuals; **4791** (TECOPA HOT SPRINGS - CAMP) increased by \$5,000: first concessionaire payment due; **4792** (DAY USE FEES) decreased by \$800: based on prior year actuals; **4819** (SERVICES & FEES) increased by \$1,000: based on prior year actuals; **4998** (OPERATING TRANSFERS IN) decreased by \$164,630: to be determined; **4936** (MISCELLANEOUS SALES) decreased by \$3,000: based on prior year actuals.

Personnel

The Department's Requested Budget represents no change in the number of fulltime equivalent (FTE) positions that are supported by this budget.

There are no changes being requested in this budget.

Services & Supplies

5112 (PERSONAL & SAFETY EQUIPMENT) increased by \$50: Anticipate additional purchases this year; **5122** (CELL PHONES) increased by \$2,005: due to iPads being implemented and used for Reserve America reservations; **5182** (MAINTENANCE OF GROUNDS) increased by \$2,000: anticipated increase in maintenance needs; **5199** (MAINT OF STRUCTURES-MATERIALS) decreased by \$1,000: anticipated decrease in needed materials; **5232** (OFFICE & OTHER EQUIP < \$5,000) decreased by \$1,380: anticipated decrease in equipment needs; **5265** (PROFESSIONAL & SPECIAL SERVICE) increased by \$17,233: increase in fish planting costs and water testing for the Taboose well; **5291** (OFFICE, SPACE & SITE RENTAL) increased by \$4,877: due to new LADWP lease which increased rent; **5311** (GENERAL OPERATING EXPENSE) increased by \$6,500: increase in day to day operations; **5331** (TRAVEL EXPENSE) decreased by \$500: due to decreased travel needs; **5351** (UTILITIES) increased by \$5,852: anticipate increase in electric costs.

Support & Care of Persons

(There are no changes in this object category from the previous fiscal year.)

Fixed Assets

5640 (STRUCTURES & IMPROVEMENTS) increased by \$10,000: Possible disc golf course improvements at Millpond; **5650** (EQUIPMENT) increased by \$7,000: to purchase a straw blower and two equipment trailers.

FISCAL YEAR 2017-2018 REDUCTION IMPACTS TO BASE BUDGET

By participating in Reserve America it is anticipated that revenues will increase reducing reliance on the General Fund.

FISCAL YEAR 2017-2018 STATE/FEDERAL FUNDING SUMMARY

The department receives funding from CalRecycle to purchase trash containers allowing for the segregation of recyclables.

FISCAL YEAR 2017-2018 REGULATORY COMPLIANCE SUMMARY

None

MAJOR POLICY CONSIDERATIONS BEING REQUESTED

None

COUNTY OF INYO

BUD002A - BUDGET REQUESTS

RUNDATE: 06/30/2017 TODAY'S DATE: 08/18/2017

FOR FISCAL YEARS: 07/01/2015 - 06/30/18

	YTD ACTUALS 06/30/2016	BOARD APPROVED 06/30/2017	WORKING BUDGET 06/30/2017	YTD ACTUALS 06/30/2017	DEPT REQUESTED 06/30/2018	CAO RECOMM 06/30/2018	BOARD APPROVED 06/30/2018
BUDGET UNIT: 076999 PARKS & RECREATION							
FUND: 0001 GENERAL FUND							
REVENUES:							
4352 - MILLPOND CONCESSIONS	\$8,575	\$8,800	\$8,800	\$12,854	\$10,000	\$10,000	\$0
RENTS & LEASES	\$8,575	\$8,800	\$8,800	\$12,854	\$10,000	\$10,000	\$0
4312 - LEASES	\$1,959	\$1,968	\$1,968	\$1,949	\$1,968	\$1,968	\$0
REV USE OF MONEY & PROPERTY	\$1,959	\$1,968	\$1,968	\$1,949	\$1,968	\$1,968	\$0
4475 - OFF HIGHWAY VEHICLE	\$0	\$675	\$675	\$653	\$675	\$675	\$0
4498 - STATE GRANTS	\$10,000	\$10,000	\$10,000	\$10,000	\$10,000	\$10,000	\$0
4563 - CONTRIBUTION FROM DWP	\$152,513	\$152,513	\$152,513	\$155,563	\$158,600	\$159,763	\$0
AID FROM OTHER GOVT AGENCIES	\$162,513	\$163,188	\$163,188	\$166,216	\$169,275	\$170,438	\$0
4781 - PLEASANT VALLEY - CAMP	\$72,197	\$69,000	\$69,000	\$67,000	\$67,000	\$67,000	\$0
4783 - SCHOBBER LANE - CAMP	\$57,526	\$57,000	\$57,000	\$63,960	\$64,000	\$64,000	\$0
4784 - BIG PINE TRIANGLE - CAMP	\$3,000	\$3,000	\$3,000	\$3,000	\$3,000	\$3,000	\$0
4785 - BAKER CREEK - CAMP	\$21,986	\$22,000	\$22,000	\$30,910	\$25,000	\$25,000	\$0
4786 - TINNEMAHA - CAMP	\$16,567	\$15,000	\$15,000	\$18,713	\$16,000	\$16,000	\$0
4787 - TABOOSE - CAMP	\$34,319	\$31,000	\$31,000	\$34,548	\$31,000	\$31,000	\$0
4788 - INDEPENDENCE CREEK - CAMP	\$9,048	\$9,000	\$9,000	\$10,686	\$9,000	\$9,000	\$0
4789 - PORTAGI JOE - CAMP	\$11,181	\$10,500	\$11,000	\$13,406	\$13,000	\$13,000	\$0
4790 - DIAZ LAKE - CAMP	\$84,326	\$71,000	\$72,500	\$84,958	\$75,000	\$75,000	\$0
4791 - TECOPA HOT SPRINGS - CAMP	\$0	\$0	\$0	\$0	\$5,000	\$5,000	\$0
4792 - DAY USE FEES	\$3,450	\$2,800	\$2,800	\$1,800	\$2,000	\$2,000	\$0
4819 - SERVICES & FEES	\$632	\$500	\$500	\$2,062	\$1,500	\$1,500	\$0
CHARGES FOR CURRENT SERVICES	\$314,234	\$290,800	\$292,800	\$331,043	\$311,500	\$311,500	\$0
4998 - OPERATING TRANSFERS IN	\$219,483	\$164,630	\$164,630	\$40,828	\$0	\$178,750	\$0
OTHER FINANCING SOURCES	\$219,483	\$164,630	\$164,630	\$40,828	\$0	\$178,750	\$0
4936 - MISCELLANEOUS SALES	\$575	\$4,000	\$2,000	\$780	\$1,000	\$1,000	\$0
OTHER REVENUE	\$575	\$4,000	\$2,000	\$780	\$1,000	\$1,000	\$0
TOTAL REVENUES:	\$707,342	\$633,386	\$633,386	\$553,672	\$493,743	\$673,656	\$0
EXPENSES:							

COUNTY OF INYO

BUD002A - BUDGET REQUESTS

RUNDATE: 06/30/2017 TODAY'S DATE: 08/18/2017

FOR FISCAL YEARS: 07/01/2015 - 06/30/18

	YTD ACTUALS 06/30/2016	BOARD APPROVED 06/30/2017	WORKING BUDGET 06/30/2017	YTD ACTUALS 06/30/2017	DEPT REQUESTED 06/30/2018	CAO RECOMM 06/30/2018	BOARD APPROVED 06/30/2018
5001 - SALARIED EMPLOYEES	\$166,633	\$166,653	\$166,653	\$157,006	\$160,483	\$160,630	\$0
5003 - OVERTIME	\$9,614	\$8,117	\$8,117	\$4,368	\$6,860	\$6,860	\$0
5005 - HOLIDAY OVERTIME	\$0	\$0	\$0	\$1,050	\$0	\$0	\$0
5012 - PART TIME EMPLOYEES	\$65,730	\$102,170	\$102,170	\$70,082	\$92,708	\$92,708	\$0
5021 - RETIREMENT & SOCIAL SECURITY	\$18,086	\$21,417	\$21,417	\$17,318	\$20,040	\$20,052	\$0
5022 - PERS RETIREMENT	\$42,129	\$44,444	\$44,444	\$42,060	\$25,788	\$25,808	\$0
5024 - RETIREMENT-UNFUNDED LIAB	\$0	\$0	\$0	\$0	\$26,093	\$26,093	\$0
5031 - MEDICAL INSURANCE	\$36,904	\$47,458	\$47,458	\$38,087	\$52,610	\$52,610	\$0
5032 - DISABILITY INSURANCE	\$1,440	\$2,787	\$2,787	\$1,396	\$2,609	\$2,609	\$0
5042 - SICK LEAVE BUY OUT	\$1,995	\$3,032	\$3,032	\$2,812	\$1,916	\$1,916	\$0
SALARIES & BENEFITS	\$342,535	\$396,078	\$396,078	\$334,183	\$389,107	\$389,286	\$0
5112 - PERSONAL & SAFETY EQUIPMENT	\$1,168	\$1,520	\$1,520	\$1,232	\$1,570	\$1,570	\$0
5122 - CELL PHONES	\$57	\$300	\$1,200	\$744	\$2,305	\$2,305	\$0
5171 - MAINTENANCE OF EQUIPMENT	\$434	\$1,000	\$1,000	\$138	\$1,000	\$1,000	\$0
5173 - MAINTENANCE OF EQUIPMENT-MATER	\$2,968	\$5,000	\$5,000	\$6,934	\$5,000	\$5,000	\$0
5182 - MAINTENANCE OF GROUNDS	\$24,234	\$36,000	\$49,899	\$43,469	\$38,000	\$38,000	\$0
5199 - MAINT OF STRUCTURES-MATERIALS	\$21,023	\$25,000	\$15,000	\$6,252	\$24,000	\$24,000	\$0
5232 - OFFICE & OTHER EQUIP < \$5,000	\$11,624	\$24,630	\$28,513	\$25,581	\$23,250	\$27,250	\$0
5263 - ADVERTISING	\$312	\$500	\$500	\$125	\$500	\$500	\$0
5265 - PROFESSIONAL & SPECIAL SERVICE	\$91,474	\$75,032	\$78,867	\$72,905	\$92,265	\$89,105	\$0
5281 - RENTS & LEASES-EQUIPMENT	\$500	\$500	\$500	\$0	\$500	\$500	\$0
5291 - OFFICE, SPACE & SITE RENTAL	\$25,418	\$27,069	\$27,942	\$26,642	\$31,946	\$31,946	\$0
5301 - SMALL TOOLS & INSTRUMENTS	\$2,302	\$2,500	\$2,500	\$1,762	\$2,500	\$2,500	\$0
5311 - GENERAL OPERATING EXPENSE	\$73,900	\$71,470	\$83,000	\$88,951	\$77,970	\$72,970	\$0
5331 - TRAVEL EXPENSE	\$397	\$1,000	\$1,000	\$0	\$500	\$500	\$0
5351 - UTILITIES	\$51,858	\$55,000	\$55,000	\$43,834	\$60,852	\$60,852	\$0
SERVICES & SUPPLIES	\$307,677	\$326,521	\$351,441	\$318,574	\$362,158	\$357,998	\$0
5121 - INTERNAL CHARGES	\$64	\$0	\$0	\$0	\$0	\$0	\$0
5123 - TECH REFRESH EXPENSE	\$0	\$1,132	\$1,132	\$1,132	\$1,211	\$1,211	\$0
5128 - INTERNAL SHREDDING CHARGES	\$138	\$124	\$124	\$124	\$130	\$130	\$0
5129 - INTERNAL COPY CHARGES (NON-IS)	\$334	\$400	\$400	\$423	\$357	\$357	\$0
5152 - WORKERS COMPENSATION	\$38,873	\$57,536	\$57,536	\$57,536	\$86,258	\$86,258	\$0
5155 - PUBLIC LIABILITY INSURANCE	\$2,337	\$2,357	\$2,357	\$2,356	\$2,649	\$2,649	\$0
5333 - MOTOR POOL	\$42,853	\$50,950	\$60,000	\$60,345	\$56,850	\$60,000	\$0

COUNTY OF INYO

BUD002A - BUDGET REQUESTS

RUNDATE: 06/30/2017 TODAY'S DATE: 08/18/2017

FOR FISCAL YEARS: 07/01/2015 - 06/30/18

	YTD ACTUALS 06/30/2016	BOARD APPROVED 06/30/2017	WORKING BUDGET 06/30/2017	YTD ACTUALS 06/30/2017	DEPT REQUESTED 06/30/2018	CAO RECOMM 06/30/2018	BOARD APPROVED 06/30/2018
INTERNAL CHARGES	\$84,600	\$112,499	\$121,549	\$121,918	\$147,455	\$150,605	\$0
5539 - OTHER AGENCY CONTRIBUTIONS	\$0	\$35,000	\$35,000	\$0	\$35,000	\$35,000	\$0
OTHER CHARGES	\$0	\$35,000	\$35,000	\$0	\$35,000	\$35,000	\$0
5620 - INFRASTRUCTURE	\$73,230	\$0	\$612	\$612	\$0	\$0	\$0
5640 - STRUCTURES & IMPROVEMENTS	\$0	\$0	\$0	\$0	\$10,000	\$10,000	\$0
5650 - EQUIPMENT	\$7,997	\$13,000	\$7,570	\$6,173	\$20,000	\$16,000	\$0
5655 - VEHICLES	\$38,169	\$0	\$0	\$0	\$0	\$0	\$0
5700 - CONSTRUCTION IN PROGRESS	\$0	\$30,000	\$9,439	\$4,988	\$30,000	\$30,000	\$0
FIXED ASSETS	\$119,397	\$43,000	\$17,621	\$11,774	\$60,000	\$56,000	\$0
TOTAL EXPENSES:	\$854,210	\$913,098	\$921,689	\$786,449	\$993,720	\$988,889	\$0
BUDGET UNIT: 076999 PARKS & RECREATION	(\$146,868)	(\$279,712)	(\$288,303)	(\$232,777)	(\$499,977)	(\$315,233)	\$0

PERSONNEL

010800

DEPARTMENTAL FUNCTIONS

The department coordinates the recruitment, testing and selection processes used to fill vacancies, or new positions created by the Board of Supervisors. The department also provides orientation and on-going services to all employees in the areas of benefits and personnel rules. The department maintains personnel files for all employees: endures integrity of position classification/salary schedule; conducts personnel investigations; advises departments on personnel disciplinary issues and serves as a liaison between employees and management.

MAJOR ACCOMPLISHMENTS IN FISCAL YEAR 2016-2017

- Completed MOU contract negotiations with Elected Officials Assistants Association
- Completed MOU contract negotiations with Correctional Officers Association
- Completed MOU contract negotiations with Deputy Sheriff's Association
- Completion and Compliance with the Affordable Care Act

GOALS FOR FISCAL YEAR 2017-2018

- Prepare the equity update for Board of Supervisors consideration
- Complete contract negotiations with Inyo County Employees Association
- Successfully complete recruitments for 3 vacant Department Heads
- Continue recruitments to fill other vacancies

DEPARTMENTAL BUDGET REQUEST FOR FISCAL YEAR 2017-2018

The Department's Fiscal Year 2017-2018 Requested Budget represents an overall increase of \$178,196 in expenditures, and a decrease of \$5,500 in revenues, when compared to the Fiscal Year 2016-2017 Board Approved Budget. As a result, the Requested Net County Cost is increased by \$183,696.

Personnel costs and additional \$10,000 to fund the tuition reimbursement program

Personnel Costs increased by \$100,796 compared to the Fiscal Year 2016-2017 Board Approved Budget, due to budgeting for the vacant Personnel Analyst.

Revenues

4998 (OPERATING TRANSFERS IN) decreased by \$5,500: Budget team inputs operating transfers.

Personnel

The Department's Requested Budget represents no change in the number of fulltime equivalent (FTE) positions that are supported by this budget.

The department is budgeting to fill the vacant Personnel Analyst position.

Services & Supplies

5265 (PROFESSIONAL & SPECIAL SERVICE) increased by \$75,000: Department will be putting together an RFP for a consultant to do a Compensation Review countywide; **5311** (GENERAL OPERATING EXPENSE) increased by \$400: Increase in printer cartridges.

Support & Care of Persons

(There are no changes in this object category from the previous fiscal year.)

Fixed Assets

(There are no changes in this object category from the previous fiscal year.)

FISCAL YEAR 2017-2018 REDUCTION IMPACTS TO BASE BUDGET

N/A

FISCAL YEAR 2017-2018 STATE/FEDERAL FUNDING SUMMARY

N/A

FISCAL YEAR 2017-2018 REGULATORY COMPLIANCE SUMMARY

N/A

MAJOR POLICY CONSIDERATIONS BEING REQUESTED

N/A

COUNTY OF INYO

BUD002A - BUDGET REQUESTS

RUNDATE: 06/30/2017 TODAY'S DATE: 08/18/2017

FOR FISCAL YEARS: 07/01/2015 - 06/30/18

	YTD ACTUALS 06/30/2016	BOARD APPROVED 06/30/2017	WORKING BUDGET 06/30/2017	YTD ACTUALS 06/30/2017	DEPT REQUESTED 06/30/2018	CAO RECOMM 06/30/2018	BOARD APPROVED 06/30/2018
BUDGET UNIT: 010800 PERSONNEL							
FUND: 0001 GENERAL FUND							
REVENUES:							
4827 - TRIAL COURT CHARGES	\$18,000	\$18,000	\$18,000	\$18,000	\$18,000	\$18,000	\$0
CHARGES FOR CURRENT SERVICES	\$18,000	\$18,000	\$18,000	\$18,000	\$18,000	\$18,000	\$0
4998 - OPERATING TRANSFERS IN	\$3,150	\$5,500	\$5,500	\$5,500	\$0	\$7,203	\$0
OTHER FINANCING SOURCES	\$3,150	\$5,500	\$5,500	\$5,500	\$0	\$7,203	\$0
4959 - MISCELLANEOUS REVENUE	\$0	\$0	\$0	\$1,892	\$0	\$0	\$0
4961 - REIMBURSED EXPENSES	\$0	\$0	\$0	\$141	\$0	\$0	\$0
OTHER REVENUE	\$0	\$0	\$0	\$2,033	\$0	\$0	\$0
TOTAL REVENUES:	\$21,150	\$23,500	\$23,500	\$25,533	\$18,000	\$25,203	\$0
EXPENSES:							
5001 - SALARIED EMPLOYEES	\$209,965	\$213,404	\$213,404	\$212,493	\$268,017	\$244,280	\$0
5003 - OVERTIME	\$0	\$1,567	\$1,567	\$0	\$1,599	\$1,599	\$0
5021 - RETIREMENT & SOCIAL SECURITY	\$17,085	\$17,589	\$17,589	\$17,227	\$21,452	\$19,636	\$0
5022 - PERS RETIREMENT	\$53,345	\$57,099	\$57,099	\$56,718	\$40,856	\$38,864	\$0
5024 - RETIREMENT-UNFUNDED LIAB	\$0	\$0	\$0	\$0	\$32,044	\$32,044	\$0
5031 - MEDICAL INSURANCE	\$14,553	\$15,668	\$15,668	\$15,112	\$35,789	\$26,651	\$0
5032 - DISABILITY INSURANCE	\$1,794	\$2,178	\$2,178	\$1,899	\$2,697	\$2,459	\$0
5034 - EDUCATION REIMBURSEMENT	\$0	\$0	\$0	\$0	\$10,000	\$10,000	\$0
5042 - SICK LEAVE BUY OUT	\$4,047	\$4,111	\$4,111	\$4,110	\$0	\$0	\$0
5043 - OTHER BENEFITS	\$30,882	\$10,842	\$10,842	\$10,841	\$10,800	\$10,800	\$0
SALARIES & BENEFITS	\$331,675	\$322,458	\$322,458	\$318,403	\$423,254	\$386,333	\$0
5232 - OFFICE & OTHER EQUIP < \$5,000	\$6,716	\$10,000	\$10,000	\$9,802	\$10,000	\$10,000	\$0
5263 - ADVERTISING	\$11,141	\$15,000	\$15,000	\$17,266	\$15,000	\$15,000	\$0
5265 - PROFESSIONAL & SPECIAL SERVICE	\$185,812	\$290,500	\$334,973	\$178,540	\$365,500	\$375,500	\$0
5291 - OFFICE, SPACE & SITE RENTAL	\$0	\$500	\$500	\$0	\$500	\$500	\$0
5311 - GENERAL OPERATING EXPENSE	\$7,872	\$8,000	\$8,000	\$6,399	\$8,400	\$28,400	\$0
5331 - TRAVEL EXPENSE	\$1,393	\$7,500	\$7,500	\$2,994	\$7,500	\$7,500	\$0
5351 - UTILITIES	\$1,111	\$1,200	\$1,200	\$1,178	\$1,200	\$1,200	\$0

COUNTY OF INYO

BUD002A - BUDGET REQUESTS

RUNDATE: 06/30/2017 TODAY'S DATE: 08/18/2017

FOR FISCAL YEARS: 07/01/2015 - 06/30/18

	YTD ACTUALS 06/30/2016	BOARD APPROVED 06/30/2017	WORKING BUDGET 06/30/2017	YTD ACTUALS 06/30/2017	DEPT REQUESTED 06/30/2018	CAO RECOMM 06/30/2018	BOARD APPROVED 06/30/2018
SERVICES & SUPPLIES	\$214,048	\$332,700	\$377,173	\$216,180	\$408,100	\$438,100	\$0
5121 - INTERNAL CHARGES	\$1,055	\$0	\$0	\$0	\$0	\$0	\$0
5123 - TECH REFRESH EXPENSE	\$0	\$0	\$0	\$0	\$1,336	\$1,336	\$0
5124 - EXTERNAL CHARGES	\$6,301	\$6,226	\$6,226	\$6,151	\$7,200	\$7,200	\$0
5128 - INTERNAL SHREDDING CHARGES	\$263	\$238	\$367	\$367	\$380	\$380	\$0
5129 - INTERNAL COPY CHARGES (NON-IS)	\$4,564	\$4,860	\$4,860	\$4,527	\$3,825	\$3,825	\$0
5152 - WORKERS COMPENSATION	\$3,407	\$3,047	\$3,047	\$3,047	\$3,582	\$3,582	\$0
5155 - PUBLIC LIABILITY INSURANCE	\$2,246	\$2,379	\$2,379	\$2,379	\$2,627	\$2,627	\$0
5333 - MOTOR POOL	\$0	\$1,200	\$1,071	\$47	\$1,000	\$1,000	\$0
INTERNAL CHARGES	\$17,838	\$17,950	\$17,950	\$16,519	\$19,950	\$19,950	\$0
5901 - CONTINGENCIES	\$0	\$304,717	\$304,717	\$0	\$304,717	\$304,717	\$0
RESERVES	\$0	\$304,717	\$304,717	\$0	\$304,717	\$304,717	\$0
TOTAL EXPENSES:	\$563,562	\$977,825	\$1,022,298	\$551,104	\$1,156,021	\$1,149,100	\$0
BUDGET UNIT: 010800 PERSONNEL	(\$542,411)	(\$954,325)	(\$998,798)	(\$525,570)	(\$1,138,021)	(\$1,123,897)	\$0

2014 PRE-DIASTER MITIGATION GR 610193

DEPARTMENTAL FUNCTIONS

This budget is for the disbursement of the balance of the 2014 Federal Emergency Management Agency (FEMA) Pre-Disaster Mitigation Grant funds. These grant funds are being used to develop a Local Hazard Mitigation Plan (LHMP) for the County of Inyo. The total amount of the grant received was \$150,010. FEMA will contribute 75% (\$112,507) of the grant funds. The County of Inyo is obligated to contribute the remaining 25% (\$37,503) which will be a soft match. The Planning, Public Works and County Administration-Emergency Services departments will be providing the staff support for this project and their time will go towards the soft match obligation.

MAJOR ACCOMPLISHMENTS IN FISCAL YEAR 2016-2017

- The Inyo County draft LHMP was presented to the Inyo County Board of Supervisors for review at its July 12, 2016 meeting and to the Bishop City Council at its July 11, 2016 meeting.
- July 11, 2016, opened a 30-day public comment period on the Inyo County LHMP draft. The project consultant reviewed all public comments and any suggested changes and additions were reviewed and appropriately addressed.
- In September of 2016, the project consultant, the County Planning/Public Works project coordinator, and the Administration-Emergency Services support staff met with four of the five local Tribes and their Board of Supervisors' district representative on a one-on-one basis to discuss the LHMP and offer the opportunity for the local Tribes to ask questions and/or provide input.
- Due to the extensive and lengthy CalOES/FEMA plan review process, on September 30, 2016, the Inyo County Administrator-Director of Emergency Services submitted a letter to CalOES requesting an extension of the performance period of the grant. On November 29, 2016, CalOES accepted the County's request and agreed to a 1-year extension of the grant performance period, to December 2, 2017.
- The Inyo County FINAL draft Local Hazard Mitigation Plan was submitted to CalOES to begin the State level review process on June 28, 2017.

GOALS FOR FISCAL YEAR 2017-2018

- The LHMP project coordinator from the Planning/Public Works departments retired in June of 2017. This prompted the re-assignment of project coordinator duties to the Administration-Emergency Services support staff.
- Administration-Emergency Services staff will work with the consultant and CalOES/FEMA to address any edits, changes, or additions that are found to be necessary to produce a CalOES/FEMA-approved LHMP.
- The CalOES/FEMA-approved LHMP will be presented to the Inyo County Board of Supervisors and the Bishop City Council for their respective approval and adoption of the plan.
- Upon adoption of the plan, the County will clarify and confirm responsibilities among other agencies with Memorandums of Understanding to define the duties, responsibilities, and commitments of other parties; the MOUs should include a vision or goal statement and organizational structure to illustrate effort and responsibility.

- Periodic evaluation of the plan should be done by the planning committee, public surveys or meetings, data-gathering and analysis, and coordinating with partnering agencies to receive their feedback and document progress of actions taken to avoid losses and survey quantitative estimates. The LHMP should be periodically reviewed to determine if any changes in law, authority or community/State resources and availability of financial/technical tools may affect future construction or mitigation. These findings will determine if the plan should be revised to incorporate any new developments/changes into the mitigation plan.

DEPARTMENTAL BUDGET REQUEST FOR FISCAL YEAR 2017-2018

The Department's Fiscal Year 2017-2018 Requested Budget represents an overall decrease of \$819 in expenditures, and a decrease of \$48,606 in revenues, when compared to the Fiscal Year 2016-2017 Board Approved Budget. As a result, the Requested Net County Cost is increased by \$47,787.

There is sufficient fund balance to cover the expenditures in this budget.

Personnel Costs did not change compared to the Fiscal Year 2016-2017 Board Approved Budget.

Revenues

4555 (FEDERAL GRANTS) decreased by \$48,606: \$12,061 represents the balance of the Federal Emergency Management Agency (FEMA) grant funds.

Personnel

The Department's Requested Budget represents no change in the number of fulltime equivalent (FTE) positions that are supported by this budget.

There are no personnel costs in this budget. Staff support is provided through the Planning, Public Works and County Administration-Emergency Services departments.

Services & Supplies

5263 (ADVERTISING) decreased by \$272: Some advertising may still be necessary when distributing the final LHMP document; **5265** (PROFESSIONAL & SPECIAL SERVICE) decreased by \$500: \$6,000 represents anticipated costs associated with printing of the plan; **5311** (GENERAL OPERATING EXPENSE) increased by \$1,453: \$5,461 represents general operating costs associated with the distribution of the plan.

Support & Care of Persons

(There are no changes in this object category from the previous fiscal year.)

Fixed Assets

(There are no changes in this object category from the previous fiscal year.)

FISCAL YEAR 2017-2018 REDUCTION IMPACTS TO BASE BUDGET

Not applicable.

FISCAL YEAR 2017-2018 STATE/FEDERAL FUNDING SUMMARY

The FEMA Pre-Disaster Mitigation Grant is comprised of FEMA funds that are administered through the California Governor's Office of Emergency Services (CalOES). The grant performance period was extended to December 2, 2017. This is a one-time grant with no likelihood of the amount being increased or amended. Additional funds may be necessary to complete the project, although this is not anticipated at this time.

FISCAL YEAR 2017-2018 REGULATORY COMPLIANCE SUMMARY

Not applicable.

MAJOR POLICY CONSIDERATIONS BEING REQUESTED

This is a one-time grant with no likelihood of the amount being increased or amended. Additional funds may be necessary to complete the project, although not currently anticipated at this time. The County is required to provide a 25% match which may be met with in-kind services, but could require a hard (cash) match if departments are unable to demonstrate soft match adequately.

COUNTY OF INYO

BUD002A - BUDGET REQUESTS

RUNDATE: 06/30/2017 TODAY'S DATE: 08/18/2017

FOR FISCAL YEARS: 07/01/2015 - 06/30/18

	YTD ACTUALS 06/30/2016	BOARD APPROVED 06/30/2017	WORKING BUDGET 06/30/2017	YTD ACTUALS 06/30/2017	DEPT REQUESTED 06/30/2018	CAO RECOMM 06/30/2018	BOARD APPROVED 06/30/2018
BUDGET UNIT: 610193 2014 PRE-DIASTER MITIGATION GR							
FUND: 6004 2014 PRE-DIASTER MITIGATION							
REVENUES:							
4555 - FEDERAL GRANTS	\$0	\$60,667	\$60,667	\$54,367	\$12,061	\$12,061	\$0
AID FROM OTHER GOVT AGENCIES	\$0	\$60,667	\$60,667	\$54,367	\$12,061	\$12,061	\$0
TOTAL REVENUES:	<u>\$0</u>	<u>\$60,667</u>	<u>\$60,667</u>	<u>\$54,367</u>	<u>\$12,061</u>	<u>\$12,061</u>	<u>\$0</u>
EXPENSES:							
5263 - ADVERTISING	\$1,127	\$872	\$872	\$247	\$600	\$600	\$0
5265 - PROFESSIONAL & SPECIAL SERVICE	\$50,712	\$6,500	\$54,287	\$26,288	\$6,000	\$6,000	\$0
5311 - GENERAL OPERATING EXPENSE	\$0	\$4,008	\$4,008	\$571	\$5,461	\$5,461	\$0
SERVICES & SUPPLIES	\$51,839	\$11,380	\$59,167	\$27,107	\$12,061	\$12,061	\$0
5129 - INTERNAL COPY CHARGES (NON-IS)	\$0	\$1,000	\$1,000	\$0	\$0	\$0	\$0
5333 - MOTOR POOL	\$0	\$500	\$500	\$0	\$0	\$0	\$0
INTERNAL CHARGES	\$0	\$1,500	\$1,500	\$0	\$0	\$0	\$0
TOTAL EXPENSES:	<u>\$51,839</u>	<u>\$12,880</u>	<u>\$60,667</u>	<u>\$27,107</u>	<u>\$12,061</u>	<u>\$12,061</u>	<u>\$0</u>
BUDGET UNIT: 610193 2014 PRE-DIASTER MITIGATION GR	(\$51,839)	\$47,787	\$0	\$27,259	\$0	\$0	\$0

PROPERTY TAX UPGRADE 011804

DEPARTMENTAL FUNCTIONS

This budget covers the implementation and operation of Inyo County's enterprise property tax management system called Aumentum.

MAJOR ACCOMPLISHMENTS IN FISCAL YEAR 2016-2017

- Contract was re-negotiated, again, allowing the project to proceed
- Conversion software and process completed

GOALS FOR FISCAL YEAR 2017-2018

- Complete implementation of the system

DEPARTMENTAL BUDGET REQUEST FOR FISCAL YEAR 2017-2018

The Department's Fiscal Year 2017-2018 Requested Budget represents an overall decrease of \$165,800 in expenditures, and an increase of \$0 in revenues, when compared to the Fiscal Year 2016-2017 Board Approved Budget. As a result, the Requested Net County Cost is decreased by \$165,800.

The primary reason for the decrease is that due to contract re-negotiation, no debt service payment is required this fiscal year.

Personnel Costs did not change compared to the Fiscal Year 2016-2017 Board Approved Budget.

Revenues

(There are no changes in this object category from the previous fiscal year.)

Personnel

The Department's Requested Budget represents no change in the number of fulltime equivalent (FTE) positions that are supported by this budget.

No full-time equivalent positions are supported by this budget.

Services & Supplies

5265 (PROFESSIONAL & SPECIAL SERVICE) decreased by \$102,822: Less travel and per diem costs estimated in this fiscal year; **5311** (GENERAL OPERATING EXPENSE) decreased by \$97: No costs in this object code are anticipated this fiscal year.

Support & Care of Persons

(There are no changes in this object category from the previous fiscal year.)

Fixed Assets

5700 (CONSTRUCTION IN PROGRESS) decreased by \$62,881: Based on contract re-negotiation, no debt service costs are anticipated this fiscal year.

FISCAL YEAR 2017-2018 REDUCTION IMPACTS TO BASE BUDGET

There are no significant impacts anticipated in this budget in meeting the FY 2016-2017 budget parameter guidelines.

FISCAL YEAR 2017-2018 STATE/FEDERAL FUNDING SUMMARY

N/A

FISCAL YEAR 2017-2018 REGULATORY COMPLIANCE SUMMARY

N/A

MAJOR POLICY CONSIDERATIONS BEING REQUESTED

N/A

COUNTY OF INYO

BUD002A - BUDGET REQUESTS

RUNDATE: 06/30/2017 TODAY'S DATE: 08/18/2017

FOR FISCAL YEARS: 07/01/2015 - 06/30/18

	YTD ACTUALS 06/30/2016	BOARD APPROVED 06/30/2017	WORKING BUDGET 06/30/2017	YTD ACTUALS 06/30/2017	DEPT REQUESTED 06/30/2018	CAO RECOMM 06/30/2018	BOARD APPROVED 06/30/2018
BUDGET UNIT: 011804 PROPERTY TAX UPGRADE							
FUND: 6999 COMPUTER SYSTEM FUND							
REVENUES:							
TOTAL REVENUES:	\$0	\$0	\$0	\$0	\$0	\$0	\$0
EXPENSES:							
5265 - PROFESSIONAL & SPECIAL SERVICE	\$21,670	\$152,822	\$185,564	\$16,494	\$50,000	\$50,000	\$0
5311 - GENERAL OPERATING EXPENSE	\$0	\$97	\$97	\$0	\$0	\$0	\$0
SERVICES & SUPPLIES	\$21,670	\$152,919	\$185,661	\$16,494	\$50,000	\$50,000	\$0
5700 - CONSTRUCTION IN PROGRESS	\$0	\$62,881	\$63,201	\$0	\$0	\$0	\$0
FIXED ASSETS	\$0	\$62,881	\$63,201	\$0	\$0	\$0	\$0
TOTAL EXPENSES:	\$21,670	\$215,800	\$248,862	\$16,494	\$50,000	\$50,000	\$0
BUDGET UNIT: 011804 PROPERTY TAX UPGRADE	(\$21,670)	(\$215,800)	(\$248,862)	(\$16,494)	(\$50,000)	(\$50,000)	\$0

PUBLIC DEFENDER

022600

DEPARTMENTAL FUNCTIONS

This budget is used to fund the County's costs for providing Public Defender (Indigent Defense) services. State law requires the County of Inyo to provide public defense services, and the County complies with this mandate by contracting with attorneys to provide the legal services required by law. Public defender costs include the costs of agreements with attorneys with whom the County contracts for public defender services, as well as the cost for out-of-contract attorney appointments made by the Superior Court, over which the County has no control. Other costs include Court-ordered witness fees, Court-ordered expert witness fees, Court-ordered doctor fees (including psychological evaluations), Court-ordered private investigation fees, drug testing fees, and miscellaneous expenses as ordered by the Courts.

MAJOR ACCOMPLISHMENTS IN FISCAL YEAR 2016-2017

- Re-negotiated contracts with all current Public Defenders to extend terms and reduce fees if juvenile dependency services are removed from scopes of work.

GOALS FOR FISCAL YEAR 2017-2018

- Continue the provision of mandated legal defense services.
- Resolve or terminate the County's provision of juvenile dependency legal services on behalf of the Superior Court if the Court's funding shortfall for agreed to reimbursements - approximately \$78,000 - cannot be satisfactorily resolved.

DEPARTMENTAL BUDGET REQUEST FOR FISCAL YEAR 2017-2018

The Department's Fiscal Year 2017-2018 Requested Budget represents an overall increase of \$23,921 in expenditures, and a decrease of \$64,700 in revenues, when compared to the Fiscal Year 2016-2017 Board Approved Budget. As a result, the Requested Net County Cost is increased by \$88,621.

Personnel Costs did not change compared to the Fiscal Year 2016-2017 Board Approved Budget.

Revenues

4485 (STATE - PUBLIC SAFETY SERVICES) decreased by \$10,000: decrease based on current year actual revenue received; **4632** (PUBLIC DEFENDER FEES) increased by \$500: increase based on prior year actual revenue received; **4827** (TRIAL COURT CHARGES) decreased by \$55,000: new allocation provided by the Courts for Dependency hearings; **4922** (SALES OF COPIES) decreased by \$200: decrease based on the past five years of actual revenue.

Personnel

The Department's Requested Budget represents no change in the number of fulltime equivalent (FTE) positions that are supported by this budget.

The administrative costs associated with the provision of Public Defender services are primarily absorbed by the CAO-General budget, with assistance from County Counsel and Auditor-Controller budgets.

Services & Supplies

5263 (ADVERTISING) decreased by \$500: decrease based on prior years actual expenditures; **5265** (PROFESSIONAL & SPECIAL SERVICE) increased by \$24,971: increases due to negotiated contracts in place this fiscal year; **5291** (OFFICE, SPACE & SITE RENTAL) decreased by \$500: decrease based on prior year actual costs.

Support & Care of Persons

(There are no changes in this object category from the previous fiscal year.)

Fixed Assets

(There are no changes in this object category from the previous fiscal year.)

FISCAL YEAR 2017-2018 REDUCTION IMPACTS TO BASE BUDGET

The County of Inyo is mandated to provide public defense services.

FISCAL YEAR 2017-2018 STATE/FEDERAL FUNDING SUMMARY

Not Applicable

FISCAL YEAR 2017-2018 REGULATORY COMPLIANCE SUMMARY

Not Applicable

MAJOR POLICY CONSIDERATIONS BEING REQUESTED

Your Board may be presented with options for developing and implementing a program to recoup some of the County's public defender expenses by aggressively pursuing reimbursement from persons utilizing public defender services.

Your Board previously authorized the County Administrator to terminate a provision in the MOU between the County and Court with regard to juvenile dependency legal services.

COUNTY OF INYO

BUD002A - BUDGET REQUESTS

RUNDATE: 06/30/2017 TODAY'S DATE: 08/18/2017

FOR FISCAL YEARS: 07/01/2015 - 06/30/18

	YTD ACTUALS 06/30/2016	BOARD APPROVED 06/30/2017	WORKING BUDGET 06/30/2017	YTD ACTUALS 06/30/2017	DEPT REQUESTED 06/30/2018	CAO RECOMM 06/30/2018	BOARD APPROVED 06/30/2018
BUDGET UNIT: 022600 PUBLIC DEFENDER							
FUND: 0001 GENERAL FUND							
REVENUES:							
4485 - STATE - PUBLIC SAFETY SERVICES	\$134,897	\$135,000	\$135,000	\$141,198	\$125,000	\$125,000	\$0
AID FROM OTHER GOVT AGENCIES	\$134,897	\$135,000	\$135,000	\$141,198	\$125,000	\$125,000	\$0
4632 - PUBLIC DEFENDER FEES	\$5,540	\$5,000	\$5,000	\$7,229	\$5,500	\$5,500	\$0
4827 - TRIAL COURT CHARGES	\$76,990	\$100,000	\$100,000	\$100,000	\$45,000	\$45,000	\$0
CHARGES FOR CURRENT SERVICES	\$82,530	\$105,000	\$105,000	\$107,229	\$50,500	\$50,500	\$0
4922 - SALES OF COPIES	\$0	\$200	\$200	\$0	\$0	\$0	\$0
OTHER REVENUE	\$0	\$200	\$200	\$0	\$0	\$0	\$0
TOTAL REVENUES:	\$217,428	\$240,200	\$240,200	\$248,427	\$175,500	\$175,500	\$0
EXPENSES:							
5263 - ADVERTISING	\$0	\$1,000	\$1,000	\$0	\$500	\$500	\$0
5265 - PROFESSIONAL & SPECIAL SERVICE	\$811,368	\$800,129	\$800,129	\$734,402	\$825,100	\$825,100	\$0
5291 - OFFICE, SPACE & SITE RENTAL	\$2,024	\$3,500	\$3,500	\$2,208	\$3,000	\$3,000	\$0
SERVICES & SUPPLIES	\$813,392	\$804,629	\$804,629	\$736,610	\$828,600	\$828,600	\$0
5129 - INTERNAL COPY CHARGES (NON-IS)	\$9	\$350	\$350	\$26	\$300	\$300	\$0
INTERNAL CHARGES	\$9	\$350	\$350	\$26	\$300	\$300	\$0
TOTAL EXPENSES:	\$813,402	\$804,979	\$804,979	\$736,637	\$828,900	\$828,900	\$0
BUDGET UNIT: 022600 PUBLIC DEFENDER	(\$595,974)	(\$564,779)	(\$564,779)	(\$488,209)	(\$653,400)	(\$653,400)	\$0

PURCHASING REVOLVING 200300

DEPARTMENTAL FUNCTIONS

This budget is used to consolidate the purchase of office supplies and paper for County departments. It is a revolving fund for purchasing.

MAJOR ACCOMPLISHMENTS IN FISCAL YEAR 2016-2017

- Continued to achieve the most favorable prices for the purchases of essential general office supplies

GOALS FOR FISCAL YEAR 2017-2018

- Continue to achieve the most favorable prices available for the purchases of general office supplies

DEPARTMENTAL BUDGET REQUEST FOR FISCAL YEAR 2017-2018

The Department's Fiscal Year 2017-2018 Requested Budget represents an overall increase of \$25,000 in expenditures, and an increase of \$25,000 in revenues, when compared to the Fiscal Year 2016-2017 Board Approved Budget. As a result, the Requested Net County Cost is increased by \$0.

The last time that this budget was increased was back in 2012. Since then, prices have been increased and an increase was actually granted during the Third Quarter Financial Review in the prior Fiscal Year.

Personnel Costs did not change compared to the Fiscal Year 2016-2017 Board Approved Budget.

Revenues

4825 (OTHER CURRENT CHARGES) increased by \$25,000: increase is warranted due to increased costs for office supplies and higher demands of County departments.

Personnel

The Department's Requested Budget represents no change in the number of fulltime equivalent (FTE) positions that are supported by this budget.

There are no personnel costs associated with this budget. The costs associated with the administration of this budget are absorbed in the CAO - General budget.

Services & Supplies

5311 (GENERAL OPERATING EXPENSE) increased by \$25,000: increase is warranted due to increased costs for office supplies and higher demands of County departments.

Support & Care of Persons

(There are no changes in this object category from the previous fiscal year.)

Fixed Assets

(There are no changes in this object category from the previous fiscal year.)

FISCAL YEAR 2017-2018 REDUCTION IMPACTS TO BASE BUDGET

Not Applicable

FISCAL YEAR 2017-2018 STATE/FEDERAL FUNDING SUMMARY

Not Applicable

FISCAL YEAR 2017-2018 REGULATORY COMPLIANCE SUMMARY

Not Applicable

MAJOR POLICY CONSIDERATIONS BEING REQUESTED

Not Applicable

COUNTY OF INYO

BUD002A - BUDGET REQUESTS

RUNDATE: 06/30/2017 TODAY'S DATE: 08/18/2017

FOR FISCAL YEARS: 07/01/2015 - 06/30/18

	YTD ACTUALS 06/30/2016	BOARD APPROVED 06/30/2017	WORKING BUDGET 06/30/2017	YTD ACTUALS 06/30/2017	DEPT REQUESTED 06/30/2018	CAO RECOMM 06/30/2018	BOARD APPROVED 06/30/2018
BUDGET UNIT: 200300 PURCHASING REVOLVING							
FUND: 2000 PURCHASING REVOLVING							
REVENUES:							
4825 - OTHER CURRENT CHARGES	\$144,891	\$150,000	\$175,000	\$154,550	\$175,000	\$175,000	\$0
CHARGES FOR CURRENT SERVICES	\$144,891	\$150,000	\$175,000	\$154,550	\$175,000	\$175,000	\$0
4961 - REIMBURSED EXPENSES	\$1,890	\$0	\$0	\$2,904	\$0	\$0	\$0
OTHER REVENUE	\$1,890	\$0	\$0	\$2,904	\$0	\$0	\$0
TOTAL REVENUES:	<u>\$146,782</u>	<u>\$150,000</u>	<u>\$175,000</u>	<u>\$157,455</u>	<u>\$175,000</u>	<u>\$175,000</u>	<u>\$0</u>
EXPENSES:							
5311 - GENERAL OPERATING EXPENSE	\$139,172	\$150,000	\$175,163	\$153,336	\$175,000	\$175,000	\$0
SERVICES & SUPPLIES	\$139,172	\$150,000	\$175,163	\$153,336	\$175,000	\$175,000	\$0
TOTAL EXPENSES:	<u>\$139,172</u>	<u>\$150,000</u>	<u>\$175,163</u>	<u>\$153,336</u>	<u>\$175,000</u>	<u>\$175,000</u>	<u>\$0</u>
BUDGET UNIT: 200300 PURCHASING REVOLVING	\$7,610	\$0	(\$163)	\$4,119	\$0	\$0	\$0

RECYCLING & WASTE MGMT

045700

DEPARTMENTAL FUNCTIONS

The County's solid waste disposal facilities and transfer stations are operated and maintained through Recycling and Waste Management (RWM). This unit finances the management of three landfills and eight transfer stations. It also provides for the continuing maintenance of three inactive landfills. Additionally, RWM staff provides oversight of State mandated waste diversion and recycling programs. The unit is managed by Administrative Services, a division of the County Administrator's Office, and is staffed by 11 full-time employees.

Currently operating landfills are located in the communities of Bishop, Independence, and Lone Pine. Transfer stations are located in Big Pine, Olancha, Keeler, Darwin, Homewood Canyon, Furnace Creek, Tecopa and Shoshone. The inactive landfills are located in Keeler, Tecopa and Shoshone and maintained according to state and federal guidelines.

MAJOR ACCOMPLISHMENTS IN FISCAL YEAR 2016-2017

- Developed a weight based system for trash at the Bishop landfill.
- Replaced heavy equipment at Bishop to assure compliance with air quality standards for diesel equipment.
- Expanded the mattress and carpet recycling at the Bishop, Independence and Lone Pine landfills.

GOALS FOR FISCAL YEAR 2017-2018

- Fully implement franchise agreements with local haulers.
- Implement weight based system for charging at the Bishop landfill.
- Continue to expand recycling and diversion opportunities for County residents and businesses.
- Partner with the Fort Independence Indian community to provide further recycling opportunities.
- Establish a rate structure to allow for the Enterprise Fund to operate without General Fund subsidies.

DEPARTMENTAL BUDGET REQUEST FOR FISCAL YEAR 2017-2018

The Department's Fiscal Year 2017-2018 Requested Budget represents an overall increase of \$55,647 in expenditures, and an increase of \$367,060 in revenues, when compared to the Fiscal Year 2016-2017 Board Approved Budget. As a result, the Requested Net County Cost is decreased by \$311,413.

The budget reflects the newly established weight based system for collecting tipping fees at the Bishop landfill and a subsequent adjustment in volume based fees at the other landfills. It is the goal to set fees at the proper level to capture the cost of operating the County landfills.

Personnel Costs increased by \$6,005 compared to the Fiscal Year 2016-2017 Board Approved Budget, due to increased benefit costs in this fiscal year.

Revenues

4085 (TRANSACTION & USE TAX) increased by \$50,000: Anticipated strong showing in this revenue category based on current year figures; **4185** (COMMERCIAL TRASH COLLECT PRMT) increased by \$85,000: Reflects new rate structure; **4499** (STATE OTHER) decreased by \$15,000: Funding in this category is awarded biannually. No grant is anticipated this year; **4728** (SOLID WASTE FEES) increased by \$450,000: Reflects new rate structure; **4735** (SW FEES - BISHOP - SUNLAND) increased by \$11,000: Reflects new rate structure; **4736** (SW FEES - BIG PINE TRANSFER) increased by \$1,000: Based on actual volumes; **4738** (SW FEES - LONE PINE) decreased by \$6,500: Based on actual volumes; **4751** (SEPTAGE POND FEES) increased by \$1,000: Based on increased demand; **4819** (SERVICES & FEES) decreased by \$9,500: CEW CRT payments per unit have decreased; **4828** (INTERNAL SHREDDING REVENUE) increased by \$60: Based on current contract; **4998** (OPERATING TRANSFERS IN) decreased by \$200,000: Decreased reliance based on new rate structure.

Personnel

The Department's Requested Budget represents a decrease in the number of fulltime equivalent (FTE) positions that are supported by this budget.

The position for the operation of the sewage treatment facility in Tecopa is no longer funded through the Waste Management budget.

Services & Supplies

5112 (PERSONAL & SAFETY EQUIPMENT) increased by \$600: Anticipate additional safety equipment with new employees; **5122** (CELL PHONES) decreased by \$312: Fewer phones issued this year; **5158** (INSURANCE PREMIUM) increased by \$500: Based on experience; **5171** (MAINTENANCE OF EQUIPMENT) increased by \$500: More aggressive maintenance program initiated; **5173** (MAINTENANCE OF EQUIPMENT-MATER) increased by \$20,000: More aggressive maintenance program initiated; **5175** (MAINTENANCE - FUEL & LUBRICANT) increased by \$7,000: Anticipated increase in fuel costs; **5177** (MAINTENANCE OF COMPUTER SYSTEM) increased by \$25,000: New software is requested to automate scales after converting to weight based charges; **5232** (OFFICE & OTHER EQUIP < \$5,000) increased by \$2,500: Prior year included expense for one time purchase; **5265** (PROFESSIONAL & SPECIAL SERVICE) decreased by \$160,891: Prior year included major expense for concrete crushing; **5281** (RENTS & LEASES-EQUIPMENT) increased by \$590: Increase in need of welding supplies; **5291** (OFFICE, SPACE & SITE RENTAL) decreased by \$410: Decrease in rent; **5301** (SMALL TOOLS & INSTRUMENTS) increased by \$250: Due to prior year actual costs; **5311** (GENERAL OPERATING EXPENSE) increased by \$29,600: Increase in day to day operations; **5322** (NON OPERATING) increased by \$25,000: Increase in funds required for future landfill closings.

Support & Care of Persons

(There are no changes in this object category from the previous fiscal year.)

Fixed Assets

5620 (INFRASTRUCTURE) increased by \$65,000: Requesting funds to construct a new shop in Bishop; **5650** (EQUIPMENT) increased by \$40,000: The requested budget includes a loader and a dump truck to replace worn out equipment.

FISCAL YEAR 2017-2018 REDUCTION IMPACTS TO BASE BUDGET

The Recycling and Waste Budget reflects proactive changes in the funding mechanism to allow for reduced reliance on a General Fund contribution.

FISCAL YEAR 2017-2018 STATE/FEDERAL FUNDING SUMMARY

Recycling and Waste Management has received several grants through the state, however this year that funding is limited. In the past, CalRecycle has awarded \$9,900 through the RCRC/ESJPA to perform two (2) separate tire amnesty days. That funding has not yet been approved for this fiscal year. The State Used Oil Grant program awarded \$15,000 to help the County provide free waste oil disposal and recycling at each of the manned facilities in Inyo County, this funding appears to be steady and consistent.

FISCAL YEAR 2017-2018 REGULATORY COMPLIANCE SUMMARY

Recycling and Waste Management currently reports to five (5) separate regulatory agencies. The five agencies are; CalRecycle, Lahonton Regional Water Quality Board, Great Basin Air Pollution Control Board, the Board of Equalization and the Local Enforcement Agency.

- o CalRecycle tracks how much waste the County buries in the landfill, tracks diversion, issues solid waste facility permits and implements state and federal laws regarding disposal of solid waste.
- o Board of Equalization collects the California Integrated Waste Management Fee of \$1.40 for every ton of waste buried in County Landfills; this cost is expected to be \$32,000 in FY 2017-2018.
- o The Lahonton Regional Water Quality Board regulates the ground water effects from the landfills. The RWM program is required to pay \$78,000 to the Lahonton Regional Water Quality Board this year.
- o California Air Resources Board regulates diesel air emissions for both on-road and off-road vehicles. RWM pays \$1,000 to the California Air Resources Board each year.
- o Great Basin Air Pollution Control District regulates the dust, diesel and other emissions that come from the landfills. The RWM program is anticipated to pay \$1,400 to the Great Basin Air Pollution Control District this year.
- o The Local Enforcement Agency performs monthly inspections of the landfills and transfer stations and reports their findings to CalRecycle. RWM pays \$17,005 in annual inspection fees to the Inyo County Environmental Health office to provide Local Enforcement Agency inspections.

MAJOR POLICY CONSIDERATIONS BEING REQUESTED

During the upcoming fiscal year your Board will receive proposals to enhance recycling efforts primarily related to commercial entities in the Bishop area. Costs will be dependent upon the nature of the proposals.

COUNTY OF INYO

BUD002A - BUDGET REQUESTS

RUNDATE: 06/30/2017 TODAY'S DATE: 08/18/2017

FOR FISCAL YEARS: 07/01/2015 - 06/30/18

	YTD ACTUALS 06/30/2016	BOARD APPROVED 06/30/2017	WORKING BUDGET 06/30/2017	YTD ACTUALS 06/30/2017	DEPT REQUESTED 06/30/2018	CAO RECOMM 06/30/2018	BOARD APPROVED 06/30/2018
BUDGET UNIT: 045700 RECYCLING & WASTE MGMT							
FUND: 0020 RECYCLING & WASTE MGMT							
REVENUES:							
4085 - TRANSACTION & USE TAX	\$1,308,042	\$1,300,000	\$1,300,000	\$1,493,294	\$1,350,000	\$1,350,000	\$0
TAXES - SALES	\$1,308,042	\$1,300,000	\$1,300,000	\$1,493,294	\$1,350,000	\$1,350,000	\$0
4185 - COMMERCIAL TRASH COLLECT PRMT	\$327,920	\$315,000	\$315,000	\$303,658	\$400,000	\$400,000	\$0
LICENSES & PERMITS	\$327,920	\$315,000	\$315,000	\$303,658	\$400,000	\$400,000	\$0
4301 - INTEREST FROM TREASURY	\$6,191	\$4,500	\$4,500	\$9,776	\$4,500	\$7,500	\$0
4311 - RENTS	\$6,395	\$4,380	\$4,380	\$4,381	\$4,380	\$4,380	\$0
REV USE OF MONEY & PROPERTY	\$12,586	\$8,880	\$8,880	\$14,157	\$8,880	\$11,880	\$0
4499 - STATE OTHER	\$15,000	\$15,000	\$15,000	\$17,758	\$0	\$15,000	\$0
AID FROM OTHER GOVT AGENCIES	\$15,000	\$15,000	\$15,000	\$17,758	\$0	\$15,000	\$0
4728 - SOLID WASTE FEES	\$586,494	\$550,000	\$625,000	\$684,269	\$1,000,000	\$1,000,000	\$0
4735 - SW FEES - BISHOP - SUNLAND	\$105,533	\$99,000	\$120,000	\$121,406	\$110,000	\$110,000	\$0
4736 - SW FEES - BIG PINE TRANSFER	\$8,879	\$8,000	\$8,000	\$10,387	\$9,000	\$10,000	\$0
4737 - SW FEES - INDEPENDENCE	\$12,502	\$12,000	\$12,000	\$12,024	\$12,000	\$12,000	\$0
4738 - SW FEES - LONE PINE	\$30,269	\$29,000	\$25,000	\$23,271	\$22,500	\$27,000	\$0
4751 - SEPTAGE POND FEES	\$33,540	\$29,000	\$29,000	\$44,275	\$30,000	\$30,000	\$0
4819 - SERVICES & FEES	\$23,833	\$18,000	\$10,500	\$15,991	\$8,500	\$13,000	\$0
4828 - INTERNAL SHREDDING REVENUE	\$12,874	\$13,390	\$13,390	\$12,873	\$13,450	\$13,450	\$0
CHARGES FOR CURRENT SERVICES	\$813,924	\$758,390	\$842,890	\$924,496	\$1,205,450	\$1,215,450	\$0
4998 - OPERATING TRANSFERS IN	\$351,529	\$200,000	\$200,000	\$200,000	\$0	\$200,000	\$0
OTHER FINANCING SOURCES	\$351,529	\$200,000	\$200,000	\$200,000	\$0	\$200,000	\$0
4999 - PRIOR YEARS REIMBURSEMENTS	\$3,136	\$0	\$742	\$742	\$0	\$0	\$0
OTHER REVENUE	\$3,136	\$0	\$742	\$742	\$0	\$0	\$0
TOTAL REVENUES:	\$2,832,139	\$2,597,270	\$2,682,512	\$2,954,106	\$2,964,330	\$3,192,330	\$0
EXPENSES:							
5001 - SALARIED EMPLOYEES	\$528,520	\$611,716	\$602,172	\$543,308	\$594,444	\$595,432	\$0
5003 - OVERTIME	\$13,398	\$7,080	\$10,398	\$10,781	\$9,544	\$9,544	\$0

COUNTY OF INYO

BUD002A - BUDGET REQUESTS

RUNDATE: 06/30/2017 TODAY'S DATE: 08/18/2017

FOR FISCAL YEARS: 07/01/2015 - 06/30/18

	YTD ACTUALS 06/30/2016	BOARD APPROVED 06/30/2017	WORKING BUDGET 06/30/2017	YTD ACTUALS 06/30/2017	DEPT REQUESTED 06/30/2018	CAO RECOMM 06/30/2018	BOARD APPROVED 06/30/2018
5005 - HOLIDAY OVERTIME	\$2,719	\$2,732	\$2,732	\$2,511	\$3,123	\$3,123	\$0
5012 - PART TIME EMPLOYEES	\$7,148	\$0	\$0	\$0	\$0	\$0	\$0
5021 - RETIREMENT & SOCIAL SECURITY	\$42,926	\$49,143	\$49,143	\$43,183	\$48,102	\$48,178	\$0
5022 - PERS RETIREMENT	\$130,935	\$152,778	\$152,778	\$131,731	\$76,114	\$76,243	\$0
5024 - RETIREMENT-UNFUNDED LIAB	\$0	\$0	\$0	\$0	\$109,408	\$109,408	\$0
5025 - RETIREE HEALTH BENEFITS	\$71,781	\$94,144	\$94,144	\$85,673	\$95,472	\$95,472	\$0
5031 - MEDICAL INSURANCE	\$106,827	\$136,235	\$136,235	\$101,669	\$123,134	\$121,937	\$0
5032 - DISABILITY INSURANCE	\$4,633	\$6,198	\$6,198	\$4,900	\$6,070	\$6,074	\$0
5042 - SICK LEAVE BUY OUT	\$2,750	\$6,606	\$3,288	\$3,287	\$7,282	\$7,282	\$0
5043 - OTHER BENEFITS	\$27,003	\$14,456	\$24,000	\$23,900	\$14,400	\$14,400	\$0
SALARIES & BENEFITS	\$938,643	\$1,081,088	\$1,081,088	\$950,948	\$1,087,093	\$1,087,093	\$0
5112 - PERSONAL & SAFETY EQUIPMENT	\$752	\$1,200	\$1,800	\$1,940	\$1,800	\$1,800	\$0
5122 - CELL PHONES	\$681	\$780	\$780	\$518	\$468	\$468	\$0
5154 - UNEMPLOYMENT INSURANCE	\$0	\$0	\$3,000	\$1,761	\$0	\$0	\$0
5158 - INSURANCE PREMIUM	\$33,491	\$33,500	\$33,500	\$33,491	\$34,000	\$34,000	\$0
5171 - MAINTENANCE OF EQUIPMENT	\$6,257	\$10,000	\$7,000	\$6,115	\$10,500	\$10,500	\$0
5173 - MAINTENANCE OF EQUIPMENT-MATER	\$60,985	\$61,000	\$98,470	\$93,098	\$81,000	\$70,000	\$0
5175 - MAINTENANCE - FUEL & LUBRICANT	\$64,289	\$75,000	\$75,000	\$82,026	\$82,000	\$77,000	\$0
5177 - MAINTENANCE OF COMPUTER SYSTEM	\$0	\$0	\$0	\$0	\$25,000	\$25,000	\$0
5182 - MAINTENANCE OF GROUNDS	\$28	\$500	\$500	\$0	\$500	\$0	\$0
5199 - MAINT OF STRUCTURES-MATERIALS	\$135	\$500	\$500	\$175	\$500	\$300	\$0
5232 - OFFICE & OTHER EQUIP < \$5,000	\$3,201	\$15,000	\$15,000	\$5,962	\$17,500	\$17,500	\$0
5260 - HEALTH - EMPLOYEE PHYSICALS	\$450	\$600	\$1,100	\$1,047	\$600	\$600	\$0
5263 - ADVERTISING	\$1,108	\$5,000	\$5,000	\$2,373	\$5,000	\$2,500	\$0
5265 - PROFESSIONAL & SPECIAL SERVICE	\$817,737	\$934,744	\$1,009,947	\$646,286	\$773,853	\$783,853	\$0
5281 - RENTS & LEASES-EQUIPMENT	\$342	\$360	\$550	\$1,599	\$950	\$950	\$0
5291 - OFFICE, SPACE & SITE RENTAL	\$6,910	\$7,410	\$7,410	\$6,910	\$7,000	\$7,000	\$0
5301 - SMALL TOOLS & INSTRUMENTS	\$3,600	\$3,500	\$3,500	\$2,211	\$3,750	\$3,750	\$0
5311 - GENERAL OPERATING EXPENSE	\$119,955	\$135,000	\$150,000	\$154,385	\$164,600	\$164,600	\$0
5322 - NON OPERATING	\$100,177	\$105,000	\$105,000	\$112,723	\$130,000	\$130,000	\$0
5331 - TRAVEL EXPENSE	\$1,202	\$3,500	\$1,300	\$0	\$3,500	\$3,500	\$0
5351 - UTILITIES	\$10,617	\$15,280	\$15,280	\$9,731	\$15,280	\$15,280	\$0
SERVICES & SUPPLIES	\$1,231,923	\$1,407,874	\$1,534,637	\$1,162,357	\$1,357,801	\$1,348,601	\$0
5123 - TECH REFRESH EXPENSE	\$774	\$1,182	\$1,182	\$1,182	\$668	\$668	\$0

COUNTY OF INYO

BUD002A - BUDGET REQUESTS

RUNDATE: 06/30/2017 TODAY'S DATE: 08/18/2017

FOR FISCAL YEARS: 07/01/2015 - 06/30/18

	YTD ACTUALS 06/30/2016	BOARD APPROVED 06/30/2017	WORKING BUDGET 06/30/2017	YTD ACTUALS 06/30/2017	DEPT REQUESTED 06/30/2018	CAO RECOMM 06/30/2018	BOARD APPROVED 06/30/2018
5124 - EXTERNAL CHARGES	\$27,312	\$24,836	\$32,000	\$24,429	\$25,209	\$25,209	\$0
5128 - INTERNAL SHREDDING CHARGES	\$140	\$126	\$126	\$126	\$130	\$130	\$0
5129 - INTERNAL COPY CHARGES (NON-IS)	\$1,483	\$1,729	\$1,729	\$1,471	\$1,086	\$1,086	\$0
5152 - WORKERS COMPENSATION	\$25,088	\$24,169	\$24,169	\$24,169	\$33,379	\$33,379	\$0
5155 - PUBLIC LIABILITY INSURANCE	\$58,731	\$73,007	\$73,007	\$73,006	\$79,414	\$79,414	\$0
5315 - COUNTY COST PLAN	\$85,034	\$123,944	\$123,944	\$123,944	\$98,579	\$98,579	\$0
5333 - MOTOR POOL	\$7,774	\$7,000	\$11,000	\$12,618	\$15,600	\$15,600	\$0
INTERNAL CHARGES	\$206,338	\$255,993	\$267,157	\$260,948	\$254,065	\$254,065	\$0
5561 - PRINCIPAL ON NOTES PAYABLE	\$147,091	\$128,433	\$128,433	\$38,282	\$125,208	\$125,208	\$0
DEBT SERVICE PRINCIPAL	\$147,091	\$128,433	\$128,433	\$38,282	\$125,208	\$125,208	\$0
5553 - INTEREST ON NOTES	\$24,479	\$21,497	\$21,497	\$131	\$21,365	\$21,365	\$0
DEBT SERVICE INTEREST	\$24,479	\$21,497	\$21,497	\$131	\$21,365	\$21,365	\$0
5600 - LAND	\$0	\$0	\$0	\$0	\$0	\$522,000	\$0
5620 - INFRASTRUCTURE	\$0	\$15,000	\$15,000	\$0	\$80,000	\$80,000	\$0
5650 - EQUIPMENT	\$0	\$420,000	\$408,000	\$407,295	\$460,000	\$476,000	\$0
FIXED ASSETS	\$0	\$435,000	\$423,000	\$407,295	\$540,000	\$1,078,000	\$0
TOTAL EXPENSES:	\$2,548,477	\$3,329,885	\$3,455,812	\$2,819,962	\$3,385,532	\$3,914,332	\$0
BUDGET UNIT: 045700 RECYCLING & WASTE MGMT	\$283,662	(\$732,615)	(\$773,300)	\$134,144	(\$421,202)	(\$722,002)	\$0

RISK MANAGEMENT

010900

DEPARTMENTAL FUNCTIONS

Risk Management administers the Liability, Workers' Compensation, Medical Malpractice and Property Insurance budgets and programs. As the ADA Coordinator, the Risk Manager is responsible for the interactive process, reasonable accommodation, and the ADA Grievance Procedure. The Risk Manager sits on the Quality Assurance Committee that reviews and develops policies in the jail for medical care protocols, and works with medical staff in administration of the Jail Inmate Medical Grievance Procedure. The Risk Manager is the County Representative for the CSAC Excess Insurance Authority Board of Directors and sits on the Underwriting Committee. The Risk Manager works with outside legal counsel on defense of liability and workers' compensation litigation. Risk Management also oversees implementation of the Injury and Illness Prevention and Bloodborne Pathogens programs.

MAJOR ACCOMPLISHMENTS IN FISCAL YEAR 2016-2017

- Assisted in development of the Threat Assessment Policy with the Threat Assessment Team. The team conducted site security assessments of County facilities and also developed training for County employees.
- Investigated, rejected, and settled liability and workers' compensation claims and assisted outside legal counsel with litigation.
- As a member of the Quality Assurance Committee, assisted in development of the Jail Inmate Medical Grievance Procedure.
- Continued to sit on the Board of Directors and Underwriting Committee of the Excess Insurance Authority.
- Worked with Departments and outside legal counsel to manage liability exposures to the County.

GOALS FOR FISCAL YEAR 2017-2018

- Continue to manage liability and workers' compensation exposures to the County.
- Continue to review, update, and develop policies.
- Continue to sit on the Underwriting Committee and Board of Directors for the CSAC Excess Insurance Authority.
- Continue to work with County Counsel and outside legal counsel.
- Continue to work on emergency management.

DEPARTMENTAL BUDGET REQUEST FOR FISCAL YEAR 2017-2018

The Department's Fiscal Year 2017-2018 Requested Budget represents an overall increase of \$5,232 in expenditures, and an increase of \$5,232 in revenues, when compared to the Fiscal Year 2016-2017 Board Approved Budget. As a result, the Requested Net County Cost is increased by \$0.

Personnel Costs decreased by \$1,217 compared to the Fiscal Year 2016-2017 Board Approved Budget, due to a decrease in PERS retirement.

Revenues

4822 (INTRA COUNTY INSURANCE ADMIN) increased by \$5,232: Increase in intra-insurance administration.

Personnel

The Department's Requested Budget represents no change in the number of fulltime equivalent (FTE) positions that are supported by this budget.

There are no changes in personnel this year.

Services & Supplies

5291 (OFFICE, SPACE & SITE RENTAL) increased by \$200: Storage unit rent increase; **5311** (GENERAL OPERATING EXPENSE) increased by \$1,278: Increased cost for printing.

Support & Care of Persons

(There are no changes in this object category from the previous fiscal year.)

Fixed Assets

(There are no changes in this object category from the previous fiscal year.)

FISCAL YEAR 2017-2018 REDUCTION IMPACTS TO BASE BUDGET

N/A

FISCAL YEAR 2017-2018 STATE/FEDERAL FUNDING SUMMARY

N/A

FISCAL YEAR 2017-2018 REGULATORY COMPLIANCE SUMMARY

N/A

MAJOR POLICY CONSIDERATIONS BEING REQUESTED

N/A

COUNTY OF INYO

BUD002A - BUDGET REQUESTS

RUNDATE: 06/30/2017 TODAY'S DATE: 08/18/2017

FOR FISCAL YEARS: 07/01/2015 - 06/30/18

	YTD ACTUALS 06/30/2016	BOARD APPROVED 06/30/2017	WORKING BUDGET 06/30/2017	YTD ACTUALS 06/30/2017	DEPT REQUESTED 06/30/2018	CAO RECOMM 06/30/2018	BOARD APPROVED 06/30/2018
BUDGET UNIT: 010900 RISK MANAGEMENT							
FUND: 0001 GENERAL FUND							
REVENUES:							
4822 - INTRA COUNTY INSURANCE ADMIN	\$237,206	\$224,370	\$224,370	\$232,406	\$229,602	\$229,602	\$0
CHARGES FOR CURRENT SERVICES	\$237,206	\$224,370	\$224,370	\$232,406	\$229,602	\$229,602	\$0
TOTAL REVENUES:	\$237,206	\$224,370	\$224,370	\$232,406	\$229,602	\$229,602	\$0
EXPENSES:							
5001 - SALARIED EMPLOYEES	\$142,405	\$141,872	\$141,872	\$142,209	\$143,595	\$144,391	\$0
5021 - RETIREMENT & SOCIAL SECURITY	\$11,075	\$11,338	\$11,338	\$11,201	\$11,260	\$11,321	\$0
5022 - PERS RETIREMENT	\$36,187	\$37,983	\$37,983	\$37,965	\$24,082	\$24,216	\$0
5024 - RETIREMENT-UNFUNDED LIAB	\$0	\$0	\$0	\$0	\$13,733	\$13,733	\$0
5031 - MEDICAL INSURANCE	\$13,457	\$15,056	\$15,056	\$14,266	\$15,082	\$14,083	\$0
5032 - DISABILITY INSURANCE	\$1,207	\$1,424	\$1,424	\$1,273	\$1,436	\$1,444	\$0
5042 - SICK LEAVE BUY OUT	\$670	\$2,718	\$2,718	\$2,717	\$0	\$0	\$0
5043 - OTHER BENEFITS	\$3,627	\$3,614	\$3,614	\$3,614	\$3,600	\$3,600	\$0
SALARIES & BENEFITS	\$208,631	\$214,005	\$214,005	\$213,248	\$212,788	\$212,788	\$0
5122 - CELL PHONES	\$417	\$600	\$600	\$361	\$600	\$600	\$0
5232 - OFFICE & OTHER EQUIP < \$5,000	\$82	\$500	\$500	\$0	\$500	\$500	\$0
5265 - PROFESSIONAL & SPECIAL SERVICE	\$0	\$500	\$500	\$79	\$500	\$500	\$0
5291 - OFFICE, SPACE & SITE RENTAL	\$960	\$1,100	\$960	\$960	\$1,300	\$1,300	\$0
5311 - GENERAL OPERATING EXPENSE	\$978	\$1,148	\$1,288	\$1,219	\$2,426	\$2,426	\$0
5331 - TRAVEL EXPENSE	\$0	\$522	\$522	\$0	\$522	\$522	\$0
5351 - UTILITIES	\$623	\$900	\$900	\$643	\$900	\$900	\$0
SERVICES & SUPPLIES	\$3,061	\$5,270	\$5,270	\$3,263	\$6,748	\$6,748	\$0
5123 - TECH REFRESH EXPENSE	\$0	\$0	\$0	\$0	\$3,944	\$3,944	\$0
5128 - INTERNAL SHREDDING CHARGES	\$138	\$124	\$124	\$124	\$130	\$130	\$0
5129 - INTERNAL COPY CHARGES (NON-IS)	\$273	\$326	\$326	\$275	\$135	\$135	\$0
5152 - WORKERS COMPENSATION	\$2,280	\$2,047	\$2,047	\$2,047	\$2,398	\$2,398	\$0
5155 - PUBLIC LIABILITY INSURANCE	\$1,503	\$1,598	\$1,598	\$1,597	\$1,759	\$1,759	\$0
5333 - MOTOR POOL	\$586	\$1,000	\$1,000	\$798	\$1,700	\$1,700	\$0
INTERNAL CHARGES	\$4,780	\$5,095	\$5,095	\$4,843	\$10,066	\$10,066	\$0

COUNTY OF INYO

BUD002A - BUDGET REQUESTS

RUNDATE: 06/30/2017 TODAY'S DATE: 08/18/2017

FOR FISCAL YEARS: 07/01/2015 - 06/30/18

	YTD ACTUALS 06/30/2016	BOARD APPROVED 06/30/2017	WORKING BUDGET 06/30/2017	YTD ACTUALS 06/30/2017	DEPT REQUESTED 06/30/2018	CAO RECOMM 06/30/2018	BOARD APPROVED 06/30/2018
TOTAL EXPENSES:	\$216,473	\$224,370	\$224,370	\$221,355	\$229,602	\$229,602	\$0
BUDGET UNIT: 010900 RISK MANAGEMENT	\$20,732	\$0	\$0	\$11,050	\$0	\$0	\$0

TECOPA LAGOON PHASE 2

643111

DEPARTMENTAL FUNCTIONS

This budget unit was established to provide for the repair of the Tecopa Park Sewage Lagoon. This construction project was funded from the Resources Bond Act Per Capita State Grant Program (Proposition 40) in the amount of \$1,040,245. Although the project has been completed, this budget unit (and funding that has not been disbursed) is being kept active pending the resolution of the outstanding contractor issues.

MAJOR ACCOMPLISHMENTS IN FISCAL YEAR 2016-2017

- Continued monitoring of site.

GOALS FOR FISCAL YEAR 2017-2018

- Resolve outstanding issues with contractor and evaluate any additional repairs that may be necessary.

DEPARTMENTAL BUDGET REQUEST FOR FISCAL YEAR 2017-2018

The Department's Fiscal Year 2017-2018 Requested Budget represents an overall increase of \$0 in expenditures, and an increase of \$0 in revenues, when compared to the Fiscal Year 2016-2017 Board Approved Budget. As a result, the Requested Net County Cost is increased by \$0.

Personnel Costs did not change compared to the Fiscal Year 2016-2017 Board Approved Budget.

Revenues

(There are no changes in this object category from the previous fiscal year.)

Personnel

The Department's Requested Budget represents no change in the number of fulltime equivalent (FTE) positions that are supported by this budget.

No positions are allocated to this budget unit.

Services & Supplies

(There are no changes in this object category from the previous fiscal year.)

Support & Care of Persons

(There are no changes in this object category from the previous fiscal year.)

Fixed Assets

(There are no changes in this object category from the previous fiscal year.)

FISCAL YEAR 2017-2018 REDUCTION IMPACTS TO BASE BUDGET

None

FISCAL YEAR 2017-2018 STATE/FEDERAL FUNDING SUMMARY

None

FISCAL YEAR 2017-2018 REGULATORY COMPLIANCE SUMMARY

None

MAJOR POLICY CONSIDERATIONS BEING REQUESTED

None

COUNTY OF INYO

BUD002A - BUDGET REQUESTS

RUNDATE: 06/30/2017 TODAY'S DATE: 08/18/2017

FOR FISCAL YEARS: 07/01/2015 - 06/30/18

	YTD ACTUALS 06/30/2016	BOARD APPROVED 06/30/2017	WORKING BUDGET 06/30/2017	YTD ACTUALS 06/30/2017	DEPT REQUESTED 06/30/2018	CAO RECOMM 06/30/2018	BOARD APPROVED 06/30/2018
BUDGET UNIT: 643111 TECOPA LAGOON PHASE 2							
FUND: 6760 TECOPA LAGOON PROJECT							
REVENUES:							
TOTAL REVENUES:	\$0	\$0	\$0	\$0	\$0	\$0	\$0
EXPENSES:							
5265 - PROFESSIONAL & SPECIAL SERVICE	\$1,686	\$78,975	\$78,975	\$0	\$78,975	\$20,000	\$0
5331 - TRAVEL EXPENSE	\$0	\$0	\$0	\$0	\$0	\$2,000	\$0
SERVICES & SUPPLIES	\$1,686	\$78,975	\$78,975	\$0	\$78,975	\$22,000	\$0
5630 - LAND IMPROVEMENTS	\$0	\$0	\$196,698	\$0	\$0	\$0	\$0
5700 - CONSTRUCTION IN PROGRESS	\$0	\$0	\$0	\$0	\$0	\$253,673	\$0
FIXED ASSETS	\$0	\$0	\$196,698	\$0	\$0	\$253,673	\$0
TOTAL EXPENSES:	\$1,686	\$78,975	\$275,673	\$0	\$78,975	\$275,673	\$0
BUDGET UNIT: 643111 TECOPA LAGOON PHASE 2	(\$1,686)	(\$78,975)	(\$275,673)	\$0	(\$78,975)	(\$275,673)	\$0

WORKERS COMPENSATION TRUST

500902

DEPARTMENTAL FUNCTIONS

Administered by Risk Management, this budget reflects costs for the County's Workers' Compensation program. Costs include insurance premiums and professional services. The Risk Manager is responsible for coordinating benefits for injured employees with the Third Party Administrator. In disputed Claims, the Risk Manager works with outside legal counsel in defense of the County. In addition the Risk Manager sits on the Underwriting Committee of the CSAC Excess Insurance Authority that oversees the Excess Workers' Compensation program for member agencies.

MAJOR ACCOMPLISHMENTS IN FISCAL YEAR 2016-2017

- Assisted injured employees to understand and access workers' compensation benefits.
- Conducted the interactive process to get injured employees back to modified duty and then full duty.
- As a member of the Threat Assessment Team, developed the Threat Assessment Policy and training, and conducted site security assessments. Developed and assigned safety training for employees.
- Coordinated with Third Party Administrator and outside attorney on accepted and litigated Claims.
- Conducted investigations of workplace injuries.

GOALS FOR FISCAL YEAR 2017-2018

- Manage claims in a cost effective manner.
- Assist Department Heads and Management in developing appropriate training for employees.
- Modify and develop policies to assist in preventing workplace injuries.
- Work with outside attorney and Third Party Administrator on litigated claims.

DEPARTMENTAL BUDGET REQUEST FOR FISCAL YEAR 2017-2018

The Department's Fiscal Year 2017-2018 Requested Budget represents an overall increase of \$173,173 in expenditures, and an increase of \$173,173 in revenues, when compared to the Fiscal Year 2016-2017 Board Approved Budget. As a result, the Requested Net County Cost is increased by \$0.

N/A

Personnel Costs did not change compared to the Fiscal Year 2016-2017 Board Approved Budget.

Revenues

4676 (RESTITUTION) decreased by \$800: Not recognizing restitution this year; **4822** (INTRA COUNTY INSURANCE ADMIN) increased by \$173,973: Higer premium costs.

Personnel

The Department's Requested Budget represents no change in the number of fulltime equivalent (FTE) positions that are supported by this budget.

N/A

Services & Supplies

5158 (INSURANCE PREMIUM) increased by \$172,000: Higher premiums; **5265** (PROFESSIONAL & SPECIAL SERVICE) increased by \$2,206: Increase in Risk Management Administration; **5311** (GENERAL OPERATING EXPENSE) decreased by \$1,033: Potential restitution payment for fraud case.

Support & Care of Persons

(There are no changes in this object category from the previous fiscal year.)

Fixed Assets

(There are no changes in this object category from the previous fiscal year.)

FISCAL YEAR 2017-2018 REDUCTION IMPACTS TO BASE BUDGET

N/A

FISCAL YEAR 2017-2018 STATE/FEDERAL FUNDING SUMMARY

N/A

FISCAL YEAR 2017-2018 REGULATORY COMPLIANCE SUMMARY

N/A

MAJOR POLICY CONSIDERATIONS BEING REQUESTED

N/A

COUNTY OF INYO

BUD002A - BUDGET REQUESTS

RUNDATE: 06/30/2017 TODAY'S DATE: 08/18/2017

FOR FISCAL YEARS: 07/01/2015 - 06/30/18

	YTD ACTUALS 06/30/2016	BOARD APPROVED 06/30/2017	WORKING BUDGET 06/30/2017	YTD ACTUALS 06/30/2017	DEPT REQUESTED 06/30/2018	CAO RECOMM 06/30/2018	BOARD APPROVED 06/30/2018
BUDGET UNIT: 500902 WORKERS COMPENSATION TRUST							
FUND: 5700 WORKERS COMPENSATION TRUST							
REVENUES:							
4676 - RESTITUTION	\$390	\$800	\$800	\$360	\$0	\$0	\$0
4822 - INTRA COUNTY INSURANCE ADMIN	\$993,206	\$917,945	\$917,945	\$881,428	\$1,091,918	\$1,091,918	\$0
CHARGES FOR CURRENT SERVICES	\$993,596	\$918,745	\$918,745	\$881,788	\$1,091,918	\$1,091,918	\$0
TOTAL REVENUES:	<u>\$993,596</u>	<u>\$918,745</u>	<u>\$918,745</u>	<u>\$881,788</u>	<u>\$1,091,918</u>	<u>\$1,091,918</u>	<u>\$0</u>
EXPENSES:							
5158 - INSURANCE PREMIUM	\$845,226	\$820,000	\$820,000	\$811,957	\$992,000	\$992,000	\$0
5265 - PROFESSIONAL & SPECIAL SERVICE	\$82,791	\$88,895	\$88,895	\$84,856	\$91,101	\$91,101	\$0
5311 - GENERAL OPERATING EXPENSE	\$4,860	\$6,600	\$6,600	\$4,830	\$5,567	\$5,567	\$0
5331 - TRAVEL EXPENSE	\$890	\$1,500	\$1,500	\$605	\$1,500	\$1,500	\$0
SERVICES & SUPPLIES	\$933,767	\$916,995	\$916,995	\$902,249	\$1,090,168	\$1,090,168	\$0
5333 - MOTOR POOL	\$865	\$1,750	\$1,750	\$761	\$1,750	\$1,750	\$0
INTERNAL CHARGES	\$865	\$1,750	\$1,750	\$761	\$1,750	\$1,750	\$0
TOTAL EXPENSES:	<u>\$934,633</u>	<u>\$918,745</u>	<u>\$918,745</u>	<u>\$903,010</u>	<u>\$1,091,918</u>	<u>\$1,091,918</u>	<u>\$0</u>
BUDGET UNIT: 500902 WORKERS COMPENSATION TRUST	\$58,962	\$0	\$0	(\$21,221)	\$0	\$0	\$0

ADVERTISING COUNTY RESOURCES

011400

DEPARTMENTAL FUNCTIONS

In recognition of the contribution that tourism makes to the local economy, and the valuable role that the County's natural, cultural, and social resources play in the quality of a visitor's experience (as well as the quality of residents' lives), this budget funds programs that support the local tourism industry, including:

The Community Project Sponsorship Program. This program allows the County to co-sponsor, with a financial contribution, specific events or projects undertaken by non-profit organizations in Inyo County communities. Changes approved by the Board of Supervisors to the Community Project Sponsorship Program last year have resulted in CPSP Program funds being allocated line-item grants to perennial projects awarded grant funds every year, the creation of a fishing promotion component, and distribution of funds via a once-a-year competitive grant cycle.

The Inyo County Film Commissioner. The Film Commissioner actively markets the County as a destination for commercial filming and still photography and serves as a liaison for location scouts and production crews.

Tourism Marketing. The County places \$35,000 worth of advertising in various publications and also runs Online/Internet ad campaigns targeting specific regions and types of visitors. Both types of advertising actively market Inyo County as a tourist destination to potential visitors from California, the West, the nation, and the world.

Public Relations. The County's public relations program facilitates increased coverage in all forms of media (print, broadcast, online, and social media) of the county's unique, interesting, and alluring attractions.

Regional Collaboration. This budget provides funding for collaborative regional projects, and ensures that small amounts of money are available when opportunities arise to increase cooperation and leverage marketing efforts through partners.

The Inter-Agency Visitors Center in Lone Pine. The visitors center provides information about Inyo County and surrounding public lands in the Eastern Sierra and Death Valley to about 90,000 visitors a year.

The County's exhibit at the California State Fair. The CalExpo exhibit is staffed for the entire fair and provides information and insights about the County attractions and resources to thousands of potential visitors.

The County's Support of the California High School Rodeo Finals. The CHSRA State Finals in Bishop brings more than 300 of the state's top rodeo athletes and their families to the Tri-County Fairgrounds for five days of competition. This event provides a direct, positive economic impact for Bishop and the rest of the county.

MAJOR ACCOMPLISHMENTS IN FISCAL YEAR 2016-2017

- Used input from the non-profit community and the public to revamp the Community Project Sponsorship Program (funded at \$95,000) by creating non-competitive grant awards for four local fishing derbies and seven long-standing events or programs. Those 11 events or programs received funds without going through a competitive process in which grants were scored and rated by a volunteer panel. In addition, the remaining funds were set aside for a round of competitive grants from Inyo County non-profit organizations. A significant change for this competitive round of grants was allowing grant funding to be spent in a calendar

year instead of the county's Fiscal Year. That prompted submissions and grant awards from several non-profit groups whose events had not in the past coincided with the CPSP Grant Funding Cycle.

- Placed approximately \$35,000 worth of advertisements in regional, state and national publications, including California Visitors Guide, Outside Magazine, Rock and Ice, California Sportsman, Sunset, and Yosemite Journal. All print ads also had a digital or online component. The Inyo County Facebook page continued to accumulate "likes" and "shares" and now has 1,761 people "following" the page, which is regularly updated.
- Kicked off a new advertising campaign built on El Camino Sierra, the historic name for what became U.S. 395. The State Legislature passed a resolution touting the splendor and historic significance of El Camino Sierra. The campaign included providing logos and other artwork for local businesses and groups so they could also generate promotional material, thus creating a "grassroots" campaign that works from "the bottom up"; created banners for each town in the Owens Valley along the historic Camino; implemented a local advertising campaign using radio and print that educated businesses and residents about El Camino Sierra; created an El Camino Sierra Facebook page to provide a social media presence for the campaign; placed numerous ads in local and regional publications using the El Camino Sierra theme; worked with the County Road Department to create and install modern signage on U.S. 395 identifying the route as El Camino Sierra. The Road Department will be creating signs that replicate the historic El Camino Sierra signs. The "new" historic signs will be installed at various pull-outs and other locations along U.S. 395. Caltrans has been involved in choosing safe and appropriate sign locations for the enjoyment of the motoring public.
- Enlisted local photographers and businesses to send photos and "color reports" to Poimiroo and Partners' California Fall Colors website. Inyo County also has a "sponsors" ad on the home page of the site. The site has become extremely popular with visitors and the California media (Los Angeles Times, San Francisco Chronicle, Sacramento Bee, various online blogs, and social media sites) as an up-to-date source for fall color locations, deals, and trips.
- Completed contracts with the Inyo County Film Commissioner, the Interagency Visitor Center, the Tri-County Fairgrounds/California High School Rodeo, and with private contractors for the County's CalExpo Exhibit.

GOALS FOR FISCAL YEAR 2017-2018

- Continue to create attractive, effective print and online advertisements using the El Camino Sierra theme, while linking the promotional efforts to the new signage along U.S. 395. Continue to work with local businesses and residents to generate momentum for this "grassroots" marketing effort. Add an El Camino Sierra "landing page" on the County's marketing webpage, theothersideofcalifornia.com, and begin using the various El Camino URLs and web links in the County's marketing efforts. Continue to refine the mix of print and digital ad campaigns (within the \$35,000 budgeted for Advertising) to create a consistent marketing message seen by targeted groups of potential visitors. Continue to enhance and expand theotherside webpage beyond the addition of the El Camino page, and continue to utilize the county's marketing Facebook page to provide regular social media updates and information to the county's "friends."
- Facilitate communication, coordination, and contracts and payments for local non-profit groups eligible for the three types of Community Project Sponsorship Program Grants: Fishing Derbies; Non-Competitive Grants; and Competitive Grants, the latter involving informing local non-profits of the availability of grant funds, helping non-profits complete CPSP applications, convening a Grant Review Panel to score the grants, and managing contracts and payments for successful grant applicants.
- Facilitate submissions by local photographers and businesses to the California Fall Colors website, and provide Inyo County content for the site. Respond to all media inquiries about Inyo County and provide information to the Visit California website and PR programs.

- Complete various contracts to organizations and individuals the Board approves for fiscal support from the ACR budget.
- Coordinate with the Bishop Chamber of Commerce Marketing Committee to ensure the Chamber's expanded marketing campaign does not overlap with or duplicate the County's marketing efforts.

DEPARTMENTAL BUDGET REQUEST FOR FISCAL YEAR 2017-2018

The Department's Fiscal Year 2017-2018 Requested Budget represents an overall increase of \$5,000 in expenditures, and an increase of \$0 in revenues, when compared to the Fiscal Year 2016-2017 Board Approved Budget. As a result, the Requested Net County Cost is increased by \$5,000.

Personnel Costs did not change compared to the Fiscal Year 2016-2017 Board Approved Budget.

Revenues

(There are no changes in this object category from the previous fiscal year.)

Personnel

The Department's Requested Budget represents no change in the number of fulltime equivalent (FTE) positions that are supported by this budget.

Support for this Program is provided through various staff in the County Administrator's office with assistance from the Auditor-Controller and County Counsel.

Services & Supplies

5263 (ADVERTISING) increased by \$5,000: increase for a pilot enhanced social media campaign to facilitate global communications.

Support & Care of Persons

(There are no changes in this object category from the previous fiscal year.)

Fixed Assets

(There are no changes in this object category from the previous fiscal year.)

FISCAL YEAR 2017-2018 REDUCTION IMPACTS TO BASE BUDGET

N/A

FISCAL YEAR 2017-2018 STATE/FEDERAL FUNDING SUMMARY

N/A

FISCAL YEAR 2017-2018 REGULATORY COMPLIANCE SUMMARY

N/A

MAJOR POLICY CONSIDERATIONS BEING REQUESTED

Consider expansion of the El Camino Sierra campaign.

If they can be identified, additional funding would benefit:

- o The Community Project Sponsorship Program.

- o The marketing allocation (currently \$35,000) to, first, make up for the erosion of buying power due to the increased cost of all advertising media and, second, provide for a more robust and consistent advertising effort, which will be critical to successful implementation of the El Camino Sierra advertising effort.

- o The Public Relations component of the Advertising County Resources budget. These funds allow a quick response to Public Relations opportunities (such as the wonderful Death Valley Super Bloom), and provide another avenue for the County to collaborate with various promotional partners which helps expand the reach and effectiveness of regional marketing efforts.

COUNTY OF INYO

BUD002A - BUDGET REQUESTS

RUNDATE: 06/30/2017 TODAY'S DATE: 08/18/2017

FOR FISCAL YEARS: 07/01/2015 - 06/30/18

	YTD ACTUALS 06/30/2016	BOARD APPROVED 06/30/2017	WORKING BUDGET 06/30/2017	YTD ACTUALS 06/30/2017	DEPT REQUESTED 06/30/2018	CAO RECOMM 06/30/2018	BOARD APPROVED 06/30/2018
BUDGET UNIT: 011400 ADVERTISING COUNTY RESOURCES							
FUND: 0001 GENERAL FUND							
REVENUES:							
TOTAL REVENUES:	\$0	\$0	\$0	\$0	\$0	\$0	\$0
EXPENSES:							
5263 - ADVERTISING	\$40,265	\$35,000	\$37,114	\$41,013	\$40,000	\$40,000	\$0
5265 - PROFESSIONAL & SPECIAL SERVICE	\$93,145	\$18,000	\$31,350	\$24,188	\$18,000	\$18,000	\$0
5311 - GENERAL OPERATING EXPENSE	\$1,913	\$1,500	\$1,500	\$614	\$1,500	\$1,500	\$0
5331 - TRAVEL EXPENSE	\$483	\$2,000	\$500	\$0	\$2,000	\$2,000	\$0
SERVICES & SUPPLIES	\$135,808	\$56,500	\$70,464	\$65,816	\$61,500	\$61,500	\$0
5121 - INTERNAL CHARGES	\$11	\$4,000	\$1,000	\$0	\$4,000	\$4,000	\$0
INTERNAL CHARGES	\$11	\$4,000	\$1,000	\$0	\$4,000	\$4,000	\$0
5511 - ANNUAL NEW CPSP GRANT AWARD	\$0	\$20,984	\$20,984	\$9,000	\$20,984	\$20,984	\$0
5513 - BLAKE JONES TROUT DERBY	\$0	\$7,500	\$7,500	\$5,625	\$7,500	\$7,500	\$0
5517 - INDY FATHERS DAY DERBY	\$0	\$7,500	\$7,500	\$5,625	\$7,500	\$7,500	\$0
5519 - VISITOR CENTER CONTRIBUTION	\$15,000	\$15,000	\$15,000	\$15,000	\$15,000	\$15,000	\$0
5524 - BIG PINE DREBY	\$0	\$7,500	\$7,500	\$5,625	\$7,500	\$7,500	\$0
5527 - CAL EXPO EXHIBIT	\$9,681	\$13,000	\$13,000	\$12,997	\$13,000	\$13,000	\$0
5528 - TRI COUNTY FAIR/RODEO	\$15,000	\$15,000	\$15,000	\$15,000	\$15,000	\$15,000	\$0
5535 - INYO COUNTY FILM COMMISSION	\$27,725	\$38,100	\$38,100	\$33,461	\$38,100	\$38,100	\$0
5582 - LONE PINE EARLY OPENER DERBY	\$0	\$7,500	\$7,500	\$5,625	\$7,500	\$7,500	\$0
5583 - OPENER PRESS REC/RAINBOW DAYS	\$0	\$2,500	\$2,500	\$1,250	\$2,500	\$2,500	\$0
5584 - COORDINATED PROMOTION	\$0	\$2,500	\$386	\$0	\$2,500	\$2,500	\$0
5585 - VISTITOR GUIDE	\$0	\$8,878	\$8,878	\$4,439	\$8,878	\$8,878	\$0
5586 - CAL HIGH SCHOOL RODEO FINALS	\$0	\$8,522	\$8,522	\$4,261	\$8,522	\$8,522	\$0
5587 - WILD WEST MARATHON	\$0	\$6,066	\$6,066	\$3,033	\$6,066	\$6,066	\$0
5588 - LAWS BENEFIT CONCERT	\$0	\$2,522	\$2,522	\$1,261	\$2,522	\$2,522	\$0
5589 - DEATH VALLEY VISTORS GUIDE	\$0	\$6,314	\$6,314	\$0	\$6,314	\$6,314	\$0
5590 - IMAGES OF INYO PHOTO CONTEST	\$0	\$6,714	\$6,714	\$3,357	\$6,714	\$6,714	\$0
5591 - LAWS-20 MULE TEAM EXHIBIT	\$0	\$0	\$10,000	\$10,000	\$0	\$0	\$0
OTHER CHARGES	\$67,407	\$176,100	\$183,986	\$135,559	\$176,100	\$176,100	\$0

COUNTY OF INYO

BUD002A - BUDGET REQUESTS

RUNDATE: 06/30/2017 TODAY'S DATE: 08/18/2017

FOR FISCAL YEARS: 07/01/2015 - 06/30/18

	YTD ACTUALS 06/30/2016	BOARD APPROVED 06/30/2017	WORKING BUDGET 06/30/2017	YTD ACTUALS 06/30/2017	DEPT REQUESTED 06/30/2018	CAO RECOMM 06/30/2018	BOARD APPROVED 06/30/2018
TOTAL EXPENSES:	\$203,227	\$236,600	\$255,450	\$201,375	\$241,600	\$241,600	\$0
BUDGET UNIT: 011400 ADVERTISING COUNTY RESOURCES	(\$203,227)	(\$236,600)	(\$255,450)	(\$201,375)	(\$241,600)	(\$241,600)	\$0

GRANTS IN SUPPORT

011402

DEPARTMENTAL FUNCTIONS

This budget provides funding for the County of Inyo's Grants-in-Support (GIS) Program. Under the direction of the Board of Supervisors, the GIS Program recognizes that social, cultural, recreational, and performing arts organizations, as well as area services agencies, make significant contributions to the overall quality of life in Inyo County, and seeks to provide funding to assist in supporting their missions.

The GIS Program resides in the County's General Fund. However, in 2006-2007 and 2007-2008 fiscal years the County received Indian Gaming Special Distribution Fund monies. This source of non-General Fund program support became unavailable beginning in Fiscal Year 2008-2009. As a result, if your Board approves GIS Program funding for Fiscal Year 2017-2018, it will once again be funded entirely from the County's General Fund.

MAJOR ACCOMPLISHMENTS IN FISCAL YEAR 2016-2017

- Prepared and administered GIS contracts with the County's long-term GIS partners.
- Made \$140,000 in one-time block grants to Inyo County schools for after-school programs after support and financial contributions for the Inyo County Superintendent of Schools' After-School Program dwindled.
- Continued to work with the Treasurer-Tax Collector to institute a process to verify grant applicants are current on property tax payments prior to entering into contracts.

GOALS FOR FISCAL YEAR 2017-2018

- Continue to try to identify a level of funding, commensurate with the County's fiscal means, to continue supporting the County's long-term GIS partners.
- Maintain funding at the same levels provided in the Board-Approved Fiscal Year 2016-2017 Budget minus the one-time school block grant funding: Community Connection for Child Care - \$9,500; Inyo Arts Council - \$37,173; Laws Railroad Museum - \$24,516; Wild Iris - \$14,121; California Indian Legal Services - \$7,600; Eastern Sierra Avalanche Society - \$4,750; and Mt. Whitney Fish Hatchery - \$9,500.

DEPARTMENTAL BUDGET REQUEST FOR FISCAL YEAR 2017-2018

The Department's Fiscal Year 2017-2018 Requested Budget represents an overall decrease of \$140,000 in expenditures, and an increase of \$0 in revenues, when compared to the Fiscal Year 2016-2017 Board Approved Budget. As a result, the Requested Net County Cost is decreased by \$140,000.

The contract for Inyo County Superintendent of Schools was for one year only.

Personnel Costs did not change compared to the Fiscal Year 2016-2017 Board Approved Budget.

Revenues

(There are no changes in this object category from the previous fiscal year.)

Personnel

The Department's Requested Budget represents no change in the number of fulltime equivalent (FTE) positions that are supported by this budget.

There are no personnel costs in this budget. Administration of the GIS contracts is provided by staff funded in the CAO - General budget.

Services & Supplies

(There are no changes in this object category from the previous fiscal year.)

Support & Care of Persons

(There are no changes in this object category from the previous fiscal year.)

Fixed Assets

(There are no changes in this object category from the previous fiscal year.)

FISCAL YEAR 2017-2018 REDUCTION IMPACTS TO BASE BUDGET

The GIS Program is not a mandated program.

FISCAL YEAR 2017-2018 STATE/FEDERAL FUNDING SUMMARY

Not Applicable

FISCAL YEAR 2017-2018 REGULATORY COMPLIANCE SUMMARY

Not Applicable

MAJOR POLICY CONSIDERATIONS BEING REQUESTED

In Fiscal Year 2016-2017 the GIS Program provided financial support to seven (7) organizations and agencies providing significant social, cultural, recreational, and performing arts contributions to the overall quality of life in Inyo County. In Fiscal Year 2011-2012, the County did not fund any new applications, and chose instead to concentrate its limited available funds for the GIS Program on those seven (7) agencies providing quasi-governmental services with which the County has an ongoing relationship. This approach became the County's current policy during the Fiscal Year 2012-2013 Budget Hearings, in which the Board directed to dispense with the grant application process, and provide line-item awards to each of the entities with which the County has an established and ongoing GIS funding relationship, in a pro-rata amount that each organization received in the previous years.

In Fiscal Year 2016-2017 your Board also provided funding for a one-time contract with the Inyo County Superintendent of Schools to provide additional programs in schools throughout Inyo County. The contract and matching funds promised by the ICSOS never materialized and, instead, your Board of Supervisors provided the funds directly to each school district in the County as a one-time block grant.

Appropriation of these General Fund monies is completely discretionary.

COUNTY OF INYO

BUD002A - BUDGET REQUESTS

RUNDATE: 06/30/2017 TODAY'S DATE: 08/18/2017

FOR FISCAL YEARS: 07/01/2015 - 06/30/18

	YTD ACTUALS 06/30/2016	BOARD APPROVED 06/30/2017	WORKING BUDGET 06/30/2017	YTD ACTUALS 06/30/2017	DEPT REQUESTED 06/30/2018	CAO RECOMM 06/30/2018	BOARD APPROVED 06/30/2018
BUDGET UNIT: 011402 GRANTS IN SUPPORT							
FUND: 0001 GENERAL FUND							
REVENUES:							
TOTAL REVENUES:	\$0	\$0	\$0	\$0	\$0	\$0	\$0
EXPENSES:							
5512 - ICSOS-CONTRACT	\$0	\$140,000	\$140,000	\$140,000	\$0	\$0	\$0
5516 - COMM CONN FOR CHILD CARE	\$8,576	\$9,500	\$9,500	\$8,230	\$9,500	\$9,500	\$0
5520 - INYO ARTS COUNCIL CONTRIBUTION	\$37,173	\$37,173	\$37,173	\$37,173	\$37,173	\$37,173	\$0
5521 - LAWS RR MUSEUM CONTRIBUTION	\$24,516	\$24,516	\$24,516	\$24,516	\$24,516	\$24,516	\$0
5523 - WILD IRIS CONTRIBUTION	\$14,088	\$14,121	\$14,154	\$12,853	\$14,121	\$14,121	\$0
5531 - CALIFORNIA INDIAN LEGAL SERVIC	\$7,600	\$7,600	\$7,600	\$7,600	\$7,600	\$7,600	\$0
5533 - EAST SIERRA AVALANCHE SOCIETY	\$4,750	\$4,750	\$4,750	\$4,750	\$4,750	\$4,750	\$0
5537 - MT. WHITNEY FISH HATCHERY	\$9,500	\$9,500	\$9,500	\$9,500	\$9,500	\$9,500	\$0
OTHER CHARGES	\$106,204	\$247,160	\$247,193	\$244,623	\$107,160	\$107,160	\$0
TOTAL EXPENSES:	\$106,204	\$247,160	\$247,193	\$244,623	\$107,160	\$107,160	\$0
BUDGET UNIT: 011402 GRANTS IN SUPPORT	(\$106,204)	(\$247,160)	(\$247,193)	(\$244,623)	(\$107,160)	(\$107,160)	\$0