



INTRODUCTION & SUMMARY
OF THE
FISCAL YEAR 2018-2019
RECOMMENDED BUDGET

Submitted to the
INYO COUNTY BOARD OF SUPERVISORS

From
Kevin D. Carunchio
County Administrator

August 9, 2018
For the Budget Hearings beginning September 4, 2018

TABLE OF CONTENTS

INTRODUCTION	3
SUMMARY	7
AT A GLANCE	9
ARRIVING AT THE RECOMMENDED BUDGET	14
Fund Balance	18
Operating Transfers from Key Funds & Trusts	25
EMPLOYEE COSTS & PERSONNEL ACTIONS	32
Employee Costs	32
Position Adjustments	34
Changes in Authorized Staffing	37
Salary Savings	59
FISCAL OVERVIEW	61
General Fund Revenue	61
Non-General Fund Revenue	67
CAO Recommended Budget Overview	67
Recommended Budget: General Fund	68
Recommended Budget: Non-General Fund	70
RECOMMENDED CHANGES TO DEPARTMENT REQUESTED BUDGETS.....	71
Non-General Fund Budgets	71
General Fund Budgets	78
RESERVES, OPEB TRUST, AND CONTINGENCIES	90
Reserves	90
OPEB Trust	91
Contingencies	92
ASSUMPTIONS, KNOWN CHANGES, AND OUTSTANDING ISSUES	93
Assumptions	93
Known Changes	95
Outstanding Issues	97
OUTSTANDING OPPORTUNITIES.....	102
CONCLUSION	104
ACKNOWLEDGEMENTS.....	105
SUMMARY OF RECOMMENDATIONS.....	105

INTRODUCTION

Any official, board, commission or person who is or which is the administrative head of any department, who is dissatisfied with any decision of the county administrator that affects such office, department, board, commission, district or person, may appeal to the board of supervisors after submitting a written statement to the county administrator of his intention to do so and the general reasons therefor. The decision of the board shall be final. (Ord. 57 § 6, 1957)

Inyo County Code

by Inyo County Board of Supervisors
Chapter 2.08 County Administrator
Section 2.08.060 Decision appeal

*There's an evenin' haze settlin' over the town
Starlight by the edge of the creek
The buyin' power of the proletariat's gone down
Money's gettin' shallow and weak
The place I love best is a sweet memory
It's a new path that we trod
They say low wages are a reality
If we want to compete abroad*

*My cruel weapons have been put on the shelf
Come sit down on my knee
You are dearer to me than myself
As you yourself can see
I'm listenin' to the steel rails hum
Got both eyes tight shut
Just sitting here trying to keep the hunger from
Creeping its way into my gut*

*Meet me at the bottom, don't lag behind
Bring me my boots and shoes
You can hang back or fight your best on the front line
Sing a little bit of these workingman's blues*

Workingman's Blues #2

by Bob Dylan
Modern Times (August 29, 2006)

In the Acknowledgements section of last year's Recommended Budget, I admitted that I do not particularly enjoy preparing the County Budget. In fact, for the past couple years, I have often wondered, *How many more budgets do I have in me?* With that question now answered, selecting sources for the lyrics to introduce this year's, my last, CAO Recommended Budget still lingered. *Hurricane* (Desire, 1976)? *Up To Me* (Biograph, 1985)? *Talkin' Bear Mountain Picnic Massacre Blues* (The Bootleg Series, Vol. 1-3: Rare & Unreleased 1961-1991, 1991)? *Changing of the Guards* (Street Legal, 1978)? Pretty much anything from The Bootleg Series Vol. 8: Tell Tale Signs, Rare & Unreleased 1989-2006 (2008)? In the end, however, I think the outtakes cited above cover sufficient ground.

Timing is everything. Although I have prepared and published, with much help, this Fiscal Year 2018-2019 CAO Recommended Budget, I will no longer serve as the Inyo County Administrator when it is considered during Budget Hearings on September 4, 2018. By then, the Acting CAO will have had time to become familiar with the ins and outs of this budget, and can and should be expected to recommend any modifications he believes appropriate or desirable. Of course, at the end of the day, and as always, it is the Inyo County Board of Supervisors' sole purview and authority to approve what is or is not included in this or any other County Budget.

And, when this year's Budget Hearings do get underway, Denelle Carrington and the Auditor-Controller, Amy Shepherd, will still be here. They know the numbers, and share the thinking behind them, and will remain tremendous resources for this County, the Board of Supervisors, and the County Administrator. Their contributions to this budget, and past years' budgets cannot be overstated, and they have my lasting appreciation and admiration. Thank you.

The Fiscal Year 2018-2019 Recommended Budget is also as good as it is – and I think it is pretty good – due to the efforts put forth by your department heads and their staff in preparing reasonable and usually conscientious budget requests, both now and in the recent past. And, your Board of Supervisors deserves recognition for its steadfast commitment to maintaining the ethos of Service Redesign, and having the courage and patience to keep looking at how the County provides services and how the County funds services. As a result of the hard work and challenging decisions that you have put into the fiscal management of this County for many years, the Fiscal Year 2018-2019 Recommended Budget identifies funds to allow the Board of

Supervisors to consider well-earned propositions and much-needed projects that, if adopted, will help the County find (but far from assure it) firm financial footing into the future.

This year's budget is beginning to bear the fruit of your Board of Supervisors' decision to pursue Juvenile Services Redesign initiatives in 2016, and its decision to adopt a weight-based fee structure at the Bishop-Sunland Landfill in 2017. The latter decision resulted in eliminating the need to make General Fund Operating Transfers to the Recycling and Waste Management budget for the first time in 12 years. The budget also benefits from pleasantly surprising upticks in key revenue streams, including Secured Property Tax, Court Fines and Property Tax in lieu of Vehicle License Fees. As a result, the Recommended Budget identifies funding for the County to consider doing some neat stuff.

The Fiscal Year 2018-2019 CAO Recommended Budget establishes a new Employee Compensation Smoothing Fund containing \$509,859. These funds are intended to be available to pay the General Fund costs associated with the two-year and 18-month contract extensions recently offered to the Deputy Sheriffs Association (DSA) and Inyo County Employees Association (ICEA) when those costs materialize in the Fiscal Year 2019-2020 and 2020-2021 County budgets. Those contract extension offers include a 2% across-the-board salary increase effective July 1, 2019, and another 2% across-the-board salary increase on July 1, 2020, at a total General Fund cost of \$509,859. The Employee Compensation Smoothing Fund sits outside the General Fund (to preserve money for use in future years' budgets) but is funded with General Fund monies and other discretionary sources such as the Medical Insurance Stabilization Fund, Medicare Payback Trust and the Sales & Use Tax Contingency budget.

If the proposed contract extensions are not approved by the DSA or ICEA, it is recommended that your Board still establish the Fund, but use the money to help pay for other future staff compensation costs, including considering implementing the results of the Employee Classification Plan review, which must be completed between October 2018 and October 2020. In addition to salary increases, other obvious uses for these funds include paying unfunded pension liability costs, employee health insurance cost increases, and making higher Other Post Employment Benefit (OPEB) Trust contributions.

The Recommended Budget also supports adding 8 new positions to the following General Fund budgets: Agriculture, Assessor, Auditor-

Controller, Information Services, Parks & Recreation, Probation, Sheriff, and Treasurer-Tax Collector; and 7 new positions to the following non-General Fund budgets: Cannabis Regulation, Water, and Health & Human Services programs. Additionally, for reasons discussed herein, the Recommended Budget proposes new job classifications, with higher salaries, for 11 existing employees in advance of the Employee Classification Plan review process. A portion of the cost of these new positions and reclassifications are funded through elimination of vacant positions identified in the Department Requested budgets (see Attachment E). This year's budget relies on only \$180,881 in salary savings.

The Recommended Budget also identifies \$7.8 million for the "Additional Basic Rent" payment, or *down payment*, for the Consolidated Office Building Project, should your Board of Supervisors elect to approve the lease for this build-to-suit, lease-to-own project later this year. The new Consolidated Office Building budget unit is funded through Operating Transfers from a combination of one-time monies from categorical funds and one-time discretionary funds in proportion to the preliminary space allocation assigned to the funding-department or program area.

Funding is also earmarked to purchase property in Lone Pine, and make improvements to establish a County-owned building for Health and Human Services and Probation programs.

Over \$539,255 is identified for deferred maintenance projects, including funding a new irrigation system for the Laws Museum. Parks funding is also bolstered to support some of the highest priority needs and initiatives that will be identified in the *State of the Parks* report that will be presented to your Board of Supervisors in the next month.

This budget continues to support technology-based initiatives, including recommending \$350,000 in funding for a replacement of the County's antiquated telephone system; upgrading or replacing critical software, including the Property Tax Management System; redesign of the County website; moving forward with the 21st Century Obsidian Project; and, improving wireless voice and data coverage in the Owens Valley.

The Recommended Budget also provides funding to perform an Environmental Assessment of establishing commercial air service at the Bishop Airport, as well as several focused and strategic economic

development initiatives. This includes partial funding to establish a technology-oriented *makerspace* with the City of Bishop, possibly partnering with the Sierra Business Council or another entity to provide business mentoring/management services on-site.

Neat-o, indeed.

But budgets are always cautionary tales and, while this CAO Recommended Budget may look like a *picnic*, it may be wise to heed the cautionary tale told in *Talkin' Bear Mountain Picnic Massacre Blues*. For now, however, here's to overcoming those Workingman's Blues. *You can hang back or fight your best on the front line.*

SUMMARY

As presented, the Fiscal Year 2018-2019 Recommended Budget is *balanced*, as required by law. The Recommended Budget totals \$100,393,501 in expenditures and \$96,579,653 in revenues. The General Fund portion of the CAO Recommended Budget is \$60,510,529 in expenditures and \$56,651,053 in revenues, and is predicated on having \$3,859,476 in General Fund Balance available from Fiscal Year 2017-2018.

This estimate of available General Fund Balance is a placeholder used to guide the development of the CAO Recommended Budget. The Auditor-Controller will certify the actual amount of Fiscal Year 2017-2018 Fund Balance available for use in the Fiscal Year 2018-2019 Budget when your Board of Supervisors opens Budget Hearings on September 4, 2018. At that time, it may be necessary to make reductions, or desirable to consider additions to the Recommended Budget depending on the actual, certified General Fund Balance that is available.

The amount of General Fund Balance being used to close the gap between revenues and expenses in this year's Recommended Budget is the same as the amount of General Fund Balance ultimately used to balance last year's Recommended Budget, but is \$403,314 less than the Board Approved Budget.

The Fiscal Year 2018-2019 Department Requested Budget, which is also presented here, and based on budget requests submitted by departments, seeks \$96,328,547 in expenditures against

\$87,920,227 in projected revenues. The General Fund component of this year’s Department Requested Budget seeks \$60,320,413 in expenditures, and projects \$55,825,614 in revenues. The Department Requested Budget results in a \$4,494,799 General Fund deficit; \$635,323 more than the \$3,859,476 General Fund Balance relied upon to close the gap between revenue and expenses in the CAO Recommended Budget. (Table 1.)

	Department Requested Budget			CAO Recommended Budget		
	Expense	Revenue	Shortfall	Expense	Revenue	Shortfall
General Fund	\$ 60,320,413	\$55,825,614	\$(4,494,799)	\$ 60,510,529	\$56,651,053	\$(3,859,476)
All Funds	\$ 96,328,547	\$87,920,227	\$(8,408,320)	\$ 100,393,501	\$96,579,653	\$(3,813,848)

Table 1.

This year, the CAO Recommended Budget is again distinguished by actually proposing higher General Fund expenditures than the Department Requested Budget. This is due to the *net effect* of:

- Taking \$180,881 in General Fund salary savings;
- Making approximately \$149,457 in non-personnel cuts to department funding requests;
- Adding relatively large expenses to those already included in the Department Requested Budget, such as: \$65,000 in possible expenses associated with geothermal property tax assessments and appeals; \$172,738 in personnel expenses into to the Assessor’s budget; and adding, upon request of the Public Administrator/Guardian, a new software program in the amount of \$21,100;
- Recognizing \$722,154 in Operating Transfers In to the General Fund (less the PILT Operating Transfer of \$1,842,476); and,
- Reducing Operating Transfers Out of the General Fund thanks, in part, to increased revenues associated with weight-based rates at the Bishop-Sunland landfill; lower Cost Plan charges in the Eastern Sierra Area on Aging budget which typically have to be funded with additional General Fund monies; and, completing critical purchases of a new elections voting system in last year’s budget. This year, the Recommended Budget requires only \$329,922 in General Fund Operating Transfer Out, compared to \$1,126,030 in last year’s budget.

So, while the CAO Recommended General Fund Budget increases expenses compared to the Department Requested General Fund Budget, it also increases revenues and, overall, results in reducing the gap between General Fund revenues and expenditures in the Department Requested Budget by \$635,323 to arrive at \$3,859,476 which is the amount of estimated Fund Balance.

AT A GLANCE

The Fiscal Year 2018-2019 Recommended General Fund Budget is balanced by:

- Assuming General Fund Balance for the Fiscal Year ending June 30, 2018, will be certified at or above \$3,859,476.
- Making a total of \$149,457 in reductions to non-personnel costs in the Department Requested Budget compared to the \$347,765 in non-personnel cuts made in last year's CAO Recommended Budget. This is exclusive of the money the CAO Recommended Budget adds to the Department Requested Budget for personnel adjustments and anticipated needs not included in departmental budget requests, or other costs identified by departments late in the budget process.
- Relying on \$180,881 in General Fund Salary Savings, taken exclusively from budgets in the County Administrator's office, compared to the \$112,629 in Salary Savings used to balance the Fiscal Year 2017-2018 Board Approved Budget.
- Utilizing \$722,154 in Operating Transfers In to the General Fund - \$127,795 less than the \$849,949 in Operating Transfers revenue needed to balance last year's budget.

As noted above, this year's Budget relies on the same amount of Fund Balance used to balance the Fiscal Year 2017-2018 Recommended Budget, but \$403,314 less than the Board Approved budget. Last year, your Board of Supervisors appropriated the additional \$403,314 in unbudgeted Fund Balance during Budget Hearings by appropriating it equally as "one-time" revenue for the OPEB Trust, Economic Stabilization Fund, Computer System Fund, and General Reserve Fund.

This year, the CAO Recommended Budget includes funding for a \$100,000 OPEB contribution, and identifies \$41,017 for General Fund Contingencies. As always, the reliance on Fund Balance in this year's CAO Recommended Budget should always be a cause for concern because there is no assurance that the same amount of Fund Balance, or any Fund Balance, will be available to balance the next year's budget. Simply put, the County requires approximately the same amount of Fund Balance used to balance the prior year's budget in order to balance the current year's budget unless the revenue and expense matrix changes significantly.

As described in the Introduction section of this budget, the Fiscal Year 2018-2019 CAO Recommended Budget:

- ✓ Establishes a \$509,859 Employee Compensation Smoothing Fund to identify money for use in future years' budgets to pay for the cost of increased wages associated with two-year contract extensions recently offered to the DSA and ICEA. Both contract offers call for across-the-board salary increases of 2% on July 1, 2019, and July 1, 2020, the total cost of which is currently estimated at \$1,160,904.

If the contract offers are not approved, or voted upon (the County requested this occur by August 31, 2018), it is recommended the Employee Compensation Smoothing Fund appropriation be used for other employee-related expenses in future years' budgets, including: funding the cost of equity adjustments; paying for increased pension costs and unfunded pension liability costs; addressing health insurance cost increases; or, making increased OPEB Trust contributions for retiree healthcare expenses.

- ✓ Adds fifteen (15) new positions requested by departments to the County's Authorized Staffing, and makes eleven (11) position adjustments that, in effect, add higher-level positions to the Authorized Staffing and/or increase program functionality based on departmental justifications.
- ✓ Provides funding for an initial lease payment of \$7.8 million for the Consolidated Office Building Project, if your Board of Supervisors decides to proceed with the project. The higher down payment amount will accelerate the County's realization of cost-savings from the project to fewer than seven (7) years.

- ✓ Funds the purchase and retrofit of a building in Lone Pine to house County Health and Human Services and Probation programs and staff.
- ✓ Makes \$539,255 available for a variety of deferred maintenance projects including a new Boiler Re-Piping, Shower Tile Sealing and Lighting system for the Jail, and a new irrigation system for the Laws Museum.
- ✓ Increases funding for maintenance and improvements at County parks in advance support of the *State of the Parks* report and plan, including identifying money for converting a portion of Lone Pine's Spainhower Park to a dog park and removing the fencing and building a small stage around the new train boxcar at Dehy Park in Independence. This is in addition to adding another full-time Parks Specialist position to the Parks budget.
- ✓ Identifies \$350,000 to replace the County's phone system.
- ✓ Applies a credit to fund the sixth year of debt-service on the County's Property Tax Management System project, and supports other resources necessary to complete the County's obligations for product delivery.
- ✓ Provides \$180,000 in funding to continue making upgrades to the County's financial system software (IFAS).
- ✓ Funds the preparation of an Environmental Assessment for the Bishop Airport, the next step in establishing commercial air serve.
- ✓ Provides partial funding to possibly develop a technology-oriented makerspace in partnership with the City of Bishop, with staffing being provided by a non-governmental organization or local tribe.
- ✓ Continues funding to move to the next phase of several economic development projects initiated last year, including: a cell tower mapping analysis to establish better wireless voice and data network coverage in the Owens Valley; identifying and marketing the county to new industrial sectors; and, generating leads for attracting and locating new businesses in the county and City of Bishop.

As presented, the Fiscal Year 2018-2019 CAO Recommended Budget also:

- ✓ Funds an additional \$1,106,982 in employee pension costs.
- ✓ Makes a \$100,000 contribution to the County's OPEB Trust for retiree healthcare costs.
- ✓ Provides funding for all wage and benefit costs associated with new labor agreements agreed to or proposed before July 1, 2018.
- ✓ Provides \$10,000 in funding for a new Employee Tuition Reimbursement Program.
- ✓ Maintains last year's funding levels for ongoing programs in the Grants-In-Support budget and the Advertising County Resources budget, including the revamped Community Project Sponsorship Program.
- ✓ Identifies \$41,017 for General Fund Contingencies.
- ✓ Eliminates ten (10) vacant positions from the Authorized Staffing. (Remember, in the past 9 years, the County has only laid-off 5 positions – all due to elimination of State funding – and all of those laid-off were offered other jobs in the County.)
- ✓ Again includes one-time funding to purchase three (3) County landfill properties owned by the City of Los Angeles Department of Water and Power.
- ✓ Allocates \$378,758 from the General Fund to support senior citizen programs in Inyo and Mono counties.

This includes \$323,258 for Inyo County's IC-GOLD Program, which is funded exclusively from the General Fund to supplement senior services provided through the Eastern Sierra Area Agency on Aging. Additionally, the General Fund is providing the \$55,500 in required matching funds to access State and Federal funding for the ESAAA Program in Inyo and Mono counties.

- ✓ Funds a new contract for Federal Advocacy Services to secure federal funds for a host of critical infrastructure needs and economic development efforts such as furthering the 21st

Century Obsidian Project, acquiring the Historic Mount Whitney Fish Hatchery from the State of California, and establishing commercial air service at the Bishop Airport.

- ✓ Purchases six (6) new patrol vehicles for the Sheriff's Office from the Motor Pool budget.
- ✓ Continues to reserve \$25,000 for matching funds in support of a State grant award to build a disabled-access dock at Diaz Lake.

While this Budget has many highlights, as always, it is important to also recognize that this budget does not fulfill all of the department budget requests. And, although the Recommended Budget is able to meet rising labor costs, provide funding for some new positions, and maintain or enhance the County's core programs and services while funding ongoing and new initiatives, it still leaves many County needs unmet, and others only partially met. For example, there is no money designated for General Reserves or the Economic Stabilization Fund.

There remains a very real need to continue to monitor trends reported in previous years' budgets that have a very real potential to significantly affect the County Budget in the future. Some of these include:

- **Town Water System solvency.** As reported in last year's Mid-Year and Third Quarter Budget reports, the County has spent all of the available fund balances in all three of the Town Water System budgets to continue funding the emergency operation of the Independence Town Water System. Both the Department Requested and Recommended Budget for the Lone Pine, Independence and Laws town water systems are predicated on ratepayers approving changes in town water system fees. If these rate changes are rejected, your Board of Supervisors will face difficult decisions regarding how the town water systems can and should be operated.
- **Pension costs and unfunded pension liabilities.** Pension costs continue to increase for reasons discussed in budgets and workshops with your Board of Supervisors for the past two years.
- **Retiree healthcare costs.** The County's "pay-as-you-go" cost is projected to decrease from \$2,634,045 in last year's Board

Approved Budget to \$2,596,474 this year. The Recommended Budget proposes adding \$100,000 to the OPEB Trust, which had a balance of \$6,702,527 as of June 30, 2018. While the OPEB Trust balance is sizeable, the County's Unfunded Accrued Liability (UAL) is even greater, with the last actuarial analysis indicating the County's UAL is \$41,187,947.

- **Use of non-General Fund fund balances.** Non-General Fund budgets need to be monitored to ensure that fund balances are not being used to fund ongoing expenses at a rate higher than the funds accrue money.
- **Operating Transfers from key trusts to the General Fund.** In this year's Recommended Budget, Operating Transfers to the General Fund from key trusts are \$127,795 lower than last year. However, the trend reported in previous budgets of money leaving some of these trusts – Criminal Justice Facilities Trust and Geothermal Royalties Trust – faster than it is accrued is continuing.
- **Geothermal Royalties.** The County's Budget heavily relies on the ability to use geothermal royalties to offset eligible General Fund costs. The County's receipt of geothermal royalties has decreased precipitously. To date, the County has only received \$44,976 in geothermal royalties payments for Fiscal Year 2017-2018. Accordingly, this year's budget reduces its reliance on geothermal royalties funding, albeit not proportional to the decreased funding, from \$422,650 in last year's budget to \$323,360 this year.

ARRIVING AT THE RECOMMENDED BUDGET

As presented, this budget document presents and identifies the differences between the Department Requested Budget and CAO Recommended Budget for the Fiscal Year 2018-2019. It also describes the steps taken to ultimately submit a balanced budget for consideration by your Board of Supervisors.

It is a rare budget that can fund everything every department desires. The wants and needs of departments invariably exceed what the County can afford, or the Budget Officer is comfortable recommending, and this can sometimes lead to hurt feelings and

conflicts. Somebody, however, has to make a decision, and that “body” is your Board of Supervisors, informed by the Department Requested Budget and the CAO Recommended Budget.

The expenses in this year’s Department Requested General Fund Budget exceed projected revenues in the Department Requested Budget by \$4,494,799. This is \$635,323 more than the amount of General Fund Balance the CAO Recommended Budget anticipates will be available to balance the budget when the Auditor-Controller certifies Fund Balance at the commencement of Budget Hearings. And, as is not uncommon, the Department Requested General Fund Budget does not include all of the costs the County needs to consider funding this year.

This year, the CAO Recommended General Fund Budget contains \$190,116 more in expenses than the Department Requested Budget. However, this is because, in addition to decreasing some departmental funding requests, the CAO Recommended Budget also had to add some significant expenses not included in the Department Requested General Fund Budget. These include: \$21,100 for a new software program in Public Administrator / Guardian; \$172,738 in additional salaries in the Assessor budget; and \$5,000 for a Search and Rescue dinner in the Board of Supervisors’ budget.

As noted above, adding additional expense to the Department Requested Budget is not unusual. This year, the net effect of increasing some departmental costs more than other departmental costs were reduced, coupled with the impact of Operating Transfers going in and out of the General Fund, has resulted in making the CAO Recommended General Fund Budget more than the Department Requested Budget – it is just that none of these increases align with department funding requests.

As a result of the changes made by the CAO Recommended Budget, the overall gap between revenues and expenses in the General Fund Budget has been reduced from \$4,494,799 to \$3,859,476. Again, this is the result of multiple actions involving adding revenues – primarily through Operating Transfers to the General Fund – and removing (as well as adding) expenses and a very limited use of salary savings. In fact, balancing the Recommended Budget could not have been accomplished, or at least as readily accomplished, without the use of \$722,154 in Operating Transfers In to the General Fund (which results in using more money from some of these trusts than the trusts receive each year).

It is not unusual to have a difference in the amount of the deficit between Department Requested and CAO Recommended budgets, and is often the result of the Department Requested Budget not accounting for Operating Transfers in and out of the General Fund. The difference in the size of the deficit between this year's Department Requested General Fund Budget (\$4,494,799) and the CAO Recommended Budget (\$3,859,476) is \$635,323, which is almost slightly more than the amount of last year when the difference was \$546,182.

Similar to last year, the gap between this year's Department Requested Budget and the CAO Recommended Budget could easily have been much greater. Once again, many departments have worked hard to maintain the cost savings achieved through Service Redesign initiatives that have been a part of every budget process since Fiscal Year 2014-2015. The initiatives of the past three years' budgets have come on top of many successive years of budget belt-tightening by many County departments. This year's CAO Recommended Budget again seeks to recognize those efforts by supporting or recommending limited increases to Authorized Staffing, including trading out lower-level positions for higher-level positions capable of performing a wider range of more complex work.

In every year's budget process, there is a certain amount of inherent give-and-take. The CAO Recommended Budget again seeks to spread available funding around, balancing the budget among a myriad of oftentimes competing needs that almost always exceed fiscal resources. The Recommended Budget cautiously adds some staff capacity, which represents increases in ongoing costs that will affect future years' budgets; it provides funding for one-time costs such as infrastructure investment and specific economic development initiatives; it identifies money to fund a number of technology needs; and, it responds to increases in the cost of doing business, such as higher rents and energy costs. Again, this task of balancing the budget and meeting a variety of needs was made easier by most departments making an effort to maintain expenditures around last year's levels, and graciously accepting the Budget Team's reductions to some funding requests in the CAO Recommended Budget.

The CAO Recommended Budget reduces non-personnel costs in General Fund budgets by a total of \$149,457 (gross not net), not including salary savings. This stands in contrast to last year when the CAO Recommended Budget reduced non-personnel costs in General Fund budgets by \$347,765.

While adjustments to department budget requests are an integral part of the steps taken to arrive at a balanced Recommended Budget, the resulting savings are, as demonstrated above, relatively modest. And although necessary judgement calls, cuts to department funding requests by themselves do not result in achieving a balanced budget. Each year, the CAO Recommended Budget must rely on a combination of multiple actions – not just cutting department budget requests – that reduce or defer costs and, in some instances, identify alternative sources of revenue.

As has become standard in Inyo County Budget Messages, this section provides an overview of those actions for readers not familiar with Inyo County's budget process. (Ardent readers of past Inyo County Budgets, budget wonks, and know-it-alls already familiar with these mechanics may choose to skip ahead to the *Geothermal Royalties* discussion beginning on page 26.)

Components of the CAO Recommended Budget which are not typically part of the Department Requested Budget include:

Fund Balance. Fund Balance is the amount of money remaining in a fund at the end of the fiscal year. Typically, Fund Balance refers to the money remaining in the County's General Fund at the end of the prior fiscal year. The County must rely on this money to bridge most of the gap between projected revenues and expenses in the Department Requested and, ultimately, the CAO Recommended Budget. However, non-General Fund budgets, which by definition sit in their own fund, can also have fund balances and these, too, must often be used to span budget shortfalls in their respective budgets.

Operating Transfers from Key Funds & Trusts. The Recommended Budget continues to benefit from the strategic use of Operating Transfers from key trusts to the General Fund and, sometimes, to non-General Fund budgets. These key trusts include: the Geothermal Royalties Fund; the Criminal Justice Facilities Trust; the AB 443 (Rural Sheriffs) Trust; and, the COPS Trust. The use of these non-General Fund monies continues to be a critical means of increasing revenue in the General Fund to pay for specific projects and services – which meet the respective criteria to be eligible for funding from these trusts – that would otherwise have to be funded from General Fund revenues or deleted from this budget. These funding sources are also sometimes used to fund specific activities in non-General Fund budgets that would otherwise require Operating Transfers from the General Fund.

Salary Savings. Positions in the Authorized Staffing which are vacant after the beginning of the fiscal year sometimes have salary and benefits expense removed, in monthly increments, in the CAO Recommended Budget (or, sometimes, by the department in the Department Requested Budget) as a means of temporarily reducing budget expense for the current fiscal year. Usually, this is done judiciously, taking only as much salary savings as might accrue until the position is filled. Attachment B shows the salary savings being used from vacant positions in the CAO Recommended Budget. This is different from salary savings accrued during the year through attrition, which contributes to end-of-year Fund Balance as discussed below.

This section goes on to describe these components of the budget-balancing process in greater detail. The discussion of salary savings being applied to balance this year's CAO Recommended Budget occurs in the subsequent Personnel Actions section. And, in addition to these standard approaches to balancing the Budget, this year's Recommended Budget continues to benefit from increases in some General Revenues. These increases in certain revenue streams, and decreases in others such as Hotel Transient Occupancy Tax projections, are discussed farther below in the Fiscal Overview section. To the extent increases in some revenue streams materialized over the course of last fiscal year, the increases have benefitted the projected General Fund Balance for the year ending June 30, 2018, which is essential for balancing this year's budget.

Fund Balance

The Auditor-Controller will certify the actual Fiscal Year 2017-2018 General Fund Balance in September at the start of Budget Hearings. Pending the Auditor-Controller's certification of Fund Balance, the CAO Recommended Budget has relied on a placeholder figure, assuming the available General Fund Balance will be \$3,859,476. This is the same amount of available Fund Balance used to balance the Fiscal Year 2016-2017 Board Approved Budget and last year's CAO Recommended Budget.

As part of your Board of Supervisors' adoption of the Board Approved Budget for Fiscal Year 2018-2019, the CAO Recommended Budget assumes that the Auditor-Controller will certify the General Fund Balance for the Fiscal Year ending June 30, 2018 as being at least \$3,859,476. This is the amount of Fund Balance needed to fill the

shortfall between projected income and projected expenses in the Fiscal Year 2018-2019 CAO Recommended General Fund Budget, including providing \$41,017 for General Fund Contingencies.

If the Auditor-Controller certifies Fund Balance in excess of \$3,859,476, the additional money could be used to address some of the under-funded or unfunded needs identified in this budget, such as making a contribution to General Reserves or the Economic Stabilization Fund, or increasing the contributions to General Fund Contingencies, the Computer Fund, and/or Accumulated Capital Outlay Fund.

However, if last year's Fund Balance is certified lower than \$3,859,476, it will be necessary to make cuts to the CAO Recommended Budget.

As frequent readers of Inyo County budgets already know, it is not unusual for the County to rely on using the prior year's General Fund Balance to help balance the current year's budget. And, the existence of a prior year's General Fund Balance, and using it to balance the budget, is not necessarily a cause for concern.

The existence of General Fund Balance is an indicator that, overall, the County is living within the limits of its spending plan for that year (e.g., under-spending appropriations and/or overachieving revenues). If General Fund Balance did not exist at the end of a fiscal year, it would mean that departments matched their budget projections exactly (which is very unlikely). And, if a negative General Fund Balance exists, it indicates that, as a whole, departments either over-spent appropriations, under-achieved revenues, or both – so, on its own, the existence of Fund Balance is a good thing.

The County always relies on its prior year's General Fund Balance to balance the budget, and the Board Approved General Fund Budget in any given year is usually balanced to the amount of the available Fund Balance. Table 2. shows the amount of General Fund Balance used to balance the budget the last six (6) years. As indicated, during this time, the year-ending General Fund Balance has fluctuated between \$3,529,789 and \$4,262,790.

Annual Fund Balance History						
FY 2012-2013	FY 2013-2014	FY 2014-2015	FY 2015-2016	FY 2016-2017	FY 2017-2018	FY 2018-2019
\$3,816,895	\$3,976,086	\$ 3,529,789	\$3,654,123	\$ 3,859,476	\$ 4,262,790	???

Table 2.

To the extent that the actual, certified Fund Balance exceeds what was used to balance the CAO Recommended Budget, it is recommended, and your Board usually directs that the amount of this un-budgeted Fund Balance be diverted to reserve accounts or one-time expenses, as opposed to being used to increase funding for ongoing costs.

As discussed in last year’s budget, and emphasized again here, the County cannot rely on General Fund Balance increasing every year to cover increases in ongoing costs (such as salaries and benefits, rents and leases, other operating expenses like energy costs, etc.) which often grow faster than revenues.

While many components, including accounts receivable, prior years’ encumbrances, and claims on cash, factor into the Fund Balance calculation, a simplified analysis shows the County’s General Fund Balance can usually be primarily attributed to three things: (1) salary savings that accrue after the Budget is approved; (2) lower-than-anticipated expenditures in non-personnel expenses; and (3) achieving or exceeding budgeted revenues, particularly in the General Revenues & Expenditures budget (as opposed to individual department budgets).

Salary Savings as a Component of Fund Balance

As noted above and discussed in more detail in the Personnel section below, use of anticipated (or, *budgeted*) savings in Salaries and Benefits costs, associated with currently vacant staff positions, is routinely employed as part of the budget process to reduce the size of the shortfall that exists between the Department Requested and CAO Recommended budgets. This year, however, the CAO Recommended Budget relies on \$180,881 in anticipated salary savings to balance the budget almost twice the amount used last year but not as much as years prior.

Because of the conservative approach taken when budgeting salary savings, there will almost always be additional salary savings that materialize in the budget after it is adopted, for two reasons.

First, positions usually take longer to fill than the amount of time used to calculate salary savings. For example, a position budgeted as providing three months of salary savings may not be filled for four or five months, for a variety of reasons, and thereby generate additional savings. Unless this savings is re-appropriated elsewhere in the department's budget during the fiscal year – a practice discouraged by the County Administrator and Auditor-Controller (since salary savings are associated with ongoing expense) – it will show up as part of the Fund Balance calculation at the end of the year.

The second and more dominant reason for salary savings always being generated throughout the year after the budget is approved is that vacancies also always arise later in the year. Some degree of employee turnover is a workforce reality in almost any organization. These vacancies, and the salary savings that come with each one, simply cannot be anticipated at the time the budget is prepared. While it is reasonable to anticipate that there will always be additional “unanticipated” or, perhaps more accurately, “unbudgeted,” salary savings that accrue due to employee turnover throughout the year, it is not easy to anticipate what the amount of these savings might be, or in which department they might be realized. It is, therefore, neither practical nor prudent to, as is sometimes suggested, guess which departments might experience vacancies after the budget is adopted, and then try to accordingly adjust their budgeted Salaries and Benefits costs in advance.

Again, because of these phenomena, there will always be some unbudgeted salary savings in the County Budget that will contribute to Fund Balance at the end of the year – unless the savings are allowed to be spent elsewhere in a department's budget, or are negated by the department not fully achieving revenue projections in its budget.

While the practices and realities described above explain how we arrive with salary savings at the end of a budget year, they do not necessarily explain why the dollar amount is so high. Not counting salary savings from Health and Human Services positions, unanticipated General Fund salary savings typically accounts for \$2 million to \$2.5 million in year-end Fund Balance. In general, when contemplating the amount of money associated with salary savings, and all the variables at work, it is perhaps most useful to consider that the amount of money generated by salary savings is a direct reflection of the fact that personnel costs currently account for 67% (or, \$41,143,463) of the County's Recommended General Fund Budget.

It may be worth reiterating that the decision by your Board of Supervisors last year, during the Mid-Year Financial Review, to continue the Authorized Position Review Process can have the effect of slowing the County hiring process - sometimes a little, sometimes a lot. Without the Authorized Position Review Process, it is possible that the amount of additional salary savings contributing to Fund Balance may have been less.

Under-Expenditures as a Component of Fund Balance

In addition to savings from position vacancies that arise during the year, under-expenditures in non-personnel categories of expenses also contribute to Fund Balance.

Based on past analyses, there is rarely a single budget, or a group of budgets, that routinely budget far more than they actually spend (which would be to the detriment of tighter, “more realistic” budgets). Rather, under-expenditures can generally be segregated into two categories. The first category is singular, high-priced expenditures – such as a capital improvement project, a consulting contract, or a large, one-time purchase – that, for any number of reasons, do not materialize in the year in which they are budgeted. Under-expenditures in this first category are likely to show up again as expenses in the following year’s budget.

The second category of under-expenditures is comprised of budgets with small savings in budgeted expenses spread across many object codes that, when taken together, add up to significant savings. It is this second category of under-expenditure (small savings adding up to big dollars) that is usually more prevalent, and usually accounts for greater savings.

With very few exceptions, year in and year out, most departments manage their budgets effectively, and save money. The savings may not be a lot – a couple hundred dollars here, and a thousand dollars someplace else – but, considering that the Fiscal Year 2017-2018 Board Approved Budget included 139 budget units, even a savings of a thousand or couple thousand dollars (in a budget of a few hundred thousand or even a million dollars) can quickly add up to a large amount of money when the County budget is considered as a whole. These “small but mighty” efforts always need to be encouraged, acknowledged, and appreciated.

Unlike salary savings, in most years it is far less certain that the County can count on a lot of little savings adding up to big savings at the end of the year. And, when it is necessary to reduce or at least freeze the amount being spent for services and supplies, budget-tightening reduces the likelihood for under-expenditures at the end of the year for Fund Balance. This is simply because freezing or reducing appropriations when costs continue to increase results in less “wiggle room” for departments to save money. As noted above, this year the Recommended Budget makes \$149,457 in non-personnel cuts to the Department Requested General Fund budget (\$198,308 less than last year).

Revenue Realization as a Component of Fund Balance

Realizing budgeted revenues is a critical factor in determining year-end Fund Balance that cannot be overemphasized. **For every dollar of revenue that is budgeted, but not achieved, year-end Fund Balance is decreased by a dollar regardless of any other factors affecting Fund Balance.** Although the accrual period will not close until August 31, 2018, it appears that in Fiscal Year 2017-2018, actual General Fund revenues – excluding Health and Human Services revenues – were approximately \$1.7 million more than the Board Approved Budget and the Working Budget.

While this is a sign that departments are doing a good job achieving budgeted revenues, it is more indicative that some General Revenues – like the hotel bed tax and sales tax – continue to exceed intentionally-conservative projections in the General Revenues & Expenditures budget. If hotel bed tax and sales tax revenue in excess of Board Approved Budget projections are discounted, the preceding analysis shows that revenue projections would have only been exceeded by \$500,000, respectively, with a corresponding reduction in the Fund Balance available to balance this year’s budget.

This demonstrates that, while departments continue, by and large, to do a commendable job in achieving budgeted revenue, the overall revenue realization figures benefit from the fact that under-realized revenues in some budgets are offset, or masked, by higher than anticipated revenues in other budgets, such as the General Revenues & Expenditures budget which is necessarily and intentionally conservative. Taking a reasonably conservative approach to revenue projections conveys several benefits, including: providing a buffer against economic downturns beyond the County’s control; compensating for revenues underachieved in other General Fund

budgets; and, any surplus being “money in the bank” in terms of contributing – sometimes significantly – to the year-end Fund Balance.

Without this “extra” unbudgeted revenue stemming from conservative projections in the General Revenues & Expenditures budget, the revenue budgeted by departments (excluding HHS revenue) in the Fiscal Year 2017-2018 Board Approved Budget would be underachieved by \$740,048.

In other words, the General Fund Balance available to use in this year’s budget could have been higher if all revenue projections in the Fiscal Year 2017-2018 Working Budget had been fully achieved, and much higher if revenue projections were met in addition to the receipt of additional, unbudgeted General Fund revenue.

This analysis, which is similar to analyses in previous years’ budgets, continues to raise an important issue. A primary purpose of the County’s Mid-Year and Third Quarter Financial Review processes is to revise budget projections as necessary. When a department reports that it will not, or it becomes apparent that a department might not, achieve budgeted revenues, the Working Budget should be amended to reflect the decrease in revenues AND, pursuant to the County’s Budget Control & Responsibility Policy, expenditures need to be decreased accordingly. Failure to do both has the effect of doubling the impact the loss of revenue has on the bottom line.

Therefore, as always, a key factor to maintaining the integrity of the Fiscal Year 2018-2019 Budget, and not eroding the year-end Fund Balance available for the Fiscal Year 2019-2020 Budget, is that departments must meet their budgeted revenue projections, and decrease their expenditures by a corresponding amount, when they cannot meet revenue projections.

Revenue projections have typically been budgeted conservatively to guard against *blue sky* spending, and often provide “extra” revenue at the end of the year that masks underachieved revenues elsewhere in the Budget. Calls to be more aggressive in making revenue projections must continuously be tempered by the realization that any short-term budget convenience can quickly be outpaced by lower year-end Fund Balances and much more immediate and dire consequences associated with departments not meeting revenue projections.

Operating Transfers from Key Funds & Trusts.

In addition to Fund Balance, the CAO Recommended Budget always relies on the use of Operating Transfers from the Geothermal Royalties Fund, Criminal Justice Facilities Trust, AB 443 Trust, and some minor trusts to offset General Fund expenses.

This year's reliance on Operating Transfers to the General Fund is similar to last year. Operating Transfers In to the General Fund have increased by \$1,714,681, from \$849,949 in last year's Budget to \$2,564,630 this year. However, this year, these Operating Transfers include \$1,842,476 in Federal Payment In Lieu of Taxes (PILT) funding received in June, 2018. This reflects the PILT Policy adopted by your Board of Supervisors as part of the Fiscal Year 2017-2018 Mid-Year Financial Review whereby Federal PILT payments are deposited in the PILT Trust Fund, outside of the General Fund, and only budgeted as General Fund revenue as an Operating Transfer into the General Fund after the funds of been received. Excluding the Operating Transfer from the PILT Trust Fund, the amount of Operating Transfers into the General Fund used to balance this year's budget is \$722,154 - \$127,795 less than last year's Operating Transfers into the General Fund.

Although Operating Transfers are lower than last year (once PILT payments are subtracted) there remains cause for concern, expressed in prior years' budgets, that Operating Transfers from some trusts continue to exceed the prior year's receipts. This results in diminishing fund balances for the trusts, making current levels of Operating Transfers from the trusts unsustainable. For example:

- **Geothermal Royalties Budget.** The CAO Recommended Budget relies on \$323,360 in geothermal royalties funds, almost all of which benefit the General Fund. However, last year, the County only received \$44,976 in royalty payments.
- **Criminal Justice Facilities Trust.** In Fiscal Year 2017-2018, the County received \$73,122 in Criminal Justice Facilities payments associated with Court fines. Similar to recent years' budgets, the Recommended Budget is relying on \$290,322 in Criminal Justice Facilities monies, and of this, \$69,322 is for ongoing maintenance expenses.

While these trends should be a cause for concern, the concern is somewhat tempered by the realization that sometimes not all of the

budgeted Operating Transfers occur in a year. This is usually because the projects for which the money is designated are delayed, or do not materialize.

And, to end on a positive note, exclusive of reserving funding for the Sheriff's share of the Consolidated Office Building initial payment, only \$348,218 is being budgeted from the County's AB 443 (Rural Sheriffs) Trust. In Fiscal Year 2017-2018, the County received \$500,000 in AB 443 funds. So, the AB 443 Trust is healthy and continues to grow.

Geothermal Royalties Fund

The use of Geothermal Royalties Fund money to offset certain eligible expenses in General Fund budgets (and in non-General Fund budgets that would otherwise require General Fund Operating Transfers) replaces funding that would otherwise need to be paid from the General Fund.

Pursuant to County policy, Geothermal Royalties Operating Transfers are only made from revenue already received in the Geothermal Royalties Fund, and do not rely on geothermal royalty revenue that is expected but has yet to be received this fiscal year. In Fiscal Year 2017-2018, the Geothermal Royalties Fund received \$44,976 in new royalty payments, all of which (and then some) are being appropriated in this year's budget. Table 3. shows the use of Geothermal Royalties Operating Transfers for the past six (6) years.

The Fiscal Year 2018-2019 CAO Recommended Budget includes a total of \$323,360 in Geothermal Royalties Fund Operating Transfers. These are used to offset eligible projects in the General Fund Budget.

Geothermal Operating Transfer History					
FY 2013-2014	FY 2014-2015	FY 2015-2016	FY 2016-2017	FY 2017-2018	FY 2018-2019
\$550,816	\$485,067	\$393,639	\$542,958	\$422,650	\$323,360

Table 3.

In past years, Geothermal Royalties monies were routinely used to offset costs linked to the Coso Geothermal power plant. Geothermal Royalties Operating Transfers were made every year to the Assessor budget to fund a portion of the annual mining and geothermal assessment contract with Harold Bertholf and Associates. And, in

years when the Coso Geothermal power plant appealed its property tax assessment, Geothermal Royalties Operating Transfers were made to the Assessor and CAO budgets for consultants to respond to any assessment appeals. However, in April 2016, the Assessor terminated his contract with Harold Bertholf and Associates for annual mining and geothermal assessment work, choosing to perform this work in-house. The Bertholf contract associated with geothermal assessment work was typically valued at almost \$70,000, and funded from the Geothermal Royalties Trust. In bringing the work in-house, the Assessor estimates that office staff will spend about 110 hours on the Coso Geothermal power plant assessment, and the value of this staff time – about \$12,000– is still being funded with an Operating Transfers from the Geothermal Royalties Trust. However, because the history with this taxpayer make it plausible that the Coso Geothermal power plant may appeal its property tax assessment, this year’s CAO Recommended Budget is again using Geothermal Royalties funds to provide contingency funding for consultants to represent the Assessor/County in the appeals process, and preemptively adds the cost of the Bertholf contract back into the Assessor budget, with an offsetting Geothermal Royalty Operating Transfer, to assist in next year’s property appraisal process even though not presently requested by the Assessor.

The projects and other costs being funded with Operating Transfers from the Geothermal Royalties Fund are identified in Table 4.

RECOMMENDED OPERATING TRANSFERS FROM GEOTHERMAL ROYALTIES FUND		
Budget Receiving Transfer - Description	General Fund	Non General Fund
Assessor - Geothermal Staff Work	\$12,000	
Assessor - Geothermal Consultant	\$65,000	
Deferred Maintenance - Laws Irrigation System		\$35,000
Parks and Recreation - Equipment/Park Improvements	\$158,500	
Water Department - OVGA Contribution		\$52,860
SUB-TOTALS	\$235,500	\$87,860
TOTAL GEOTHERMAL OPERATING TRANSFER	\$323,360	
(Last Year's Geothermal Operating Transfers	\$422,650)	

Table 4.

If not for the availability of the Geothermal Royalties money, the General Fund might have been required to fund all of these costs – something that might not be possible without reductions to other areas recommended for funding in this budget.

The amount of Geothermal Royalties Operating Transfers used to balance this year’s budget leaves \$329,922 in the Geothermal Royalties Fund without anticipating the receipt of additional royalty payments this year. However, this remaining Fund Balance would be lower if not for the fact that not all of the Geothermal Royalties Operating Transfers included in last year’s Budget materialized, thereby bolstering the amount of Geothermal Royalties Fund Balance available for this year’s budget.

The wisdom of budgeting only geothermal royalty funds accrued in the Geothermal Royalties Fund – and not budgeting projected geothermal royalty revenues expected to be received in the current year – has served the County very well. In recent years geothermal royalty payments to the County have become less stable. Table 5. shows the amount of geothermal royalty payments the County has received in each of the last six (6) fiscal years.

Geothermal Royalties Received					
FY 2012-2013	FY 2013-2014	FY 2014-2015	FY 2015-2016	FY 2016-2017	FY 2017-2018
\$358,806	\$355,851	\$341,755	\$248,490	\$210,956	\$44,976

Table 5.

As indicated in Table 5., last year the County received nearly \$296,779 less in Geothermal Royalties payments than the amount of annual payments three years ago. This is most likely due to lower production by the Coso Geothermal power plant which, in turn, affects the plant’s payment of royalties to the Bureau of Land Management. However, in addition to being directly affected by the amount of production at the Coso Geothermal power plant, this critical revenue source has been subject to reoccurring advances at the Federal and State levels to reduce royalties’ payments to “geothermal counties” across the West.

Criminal Justice Facilities Trust

The Inyo County Board of Supervisors created the Criminal Justice Facilities Trust, by resolution, in 1982 for the purpose of acquiring, rehabilitating, constructing, financing, and leasing suitable criminal justice facilities, including all facilities necessary or incidental to the operation of such criminal justice facilities. The Criminal Justice

Facilities Trust should not be confused with the Courthouse Construction Trust that existed to provide funding for the acquisition, rehabilitation, construction, and financing of court facilities. As part of the implementation of the Trial Court Facilities Act of 2002, the Courthouse Construction Trust was transferred to the State and now falls under the control of the Judicial Council of California.

The Criminal Justice Facilities Trust currently holds approximately \$652,645, including \$73,122 in new revenue received in Fiscal Year 2017-2018. Table 6. shows the revenue history for this trust.

Criminal Justice Facilities Trust Funds Received					
FY 2012-2013	FY 2013-2014	FY 2014-2015	FY 2015-2016	FY 2016-2017	FY 2017-2018
\$60,749	\$59,560	\$63,851	\$56,907	\$64,843	\$73,122

Table 6.

In recent budgets, this trust provided the primary means of funding the new Sheriff’s Substation in Lone Pine. And, if the proposed Consolidated Office Building Project moves forward, Criminal Justice Facilities monies could be identified as another source of funding to help pay for a portion of the cost of the Sheriff, District Attorney, and/or Probation offices in the facility.

This year’s budget relies on using \$290,322 in Operating Transfers from the County’s Criminal Justice Facilities Trust to the General Fund and the Deferred Maintenance budget to balance the Fiscal Year 2018-2019 County Budget. This is \$153,316 more than the \$137,006 in Criminal Justice Facilities Trust Operating Transfers necessary to balance the Fiscal Year 2017-2018 County Budget. Last year’s budget used Criminal Justice Facilities Trust money to fund two eligible deferred maintenance projects. This year, the budget relies on Criminal Justice Facilities Trust money to fund \$221,000 in deferred maintenance projects. Table 7. shows the uses of this year’s recommended Criminal Justice Facilities Trust Operating Transfers.

RECOMMENDED OPERATING TRANSFERS FROM CRIMINAL JUSTICE FACILITIES TRUST	
Budget Receiving Transfer - Description	General Fund
Building & Maintenance - Jail & Juv Inst Maintenance	\$17,000
Deferred Maintenance - Jail Boiler Re-Piping	\$160,000
Deferred Maintenance - Jail Shower Re-tiling	\$36,000
Deferred Maintenance - Jail Lighting	\$25,000
Jail - General - Security System	\$23,570
Jail - CAD/RMS - Security Maintenance	\$21,510
Juvenile Institutions - Security System	\$7,242
TOTAL	\$290,322

Table 7.

The Recommended Budget proposes using \$153,316 more in Criminal Justice Facilities Trust Operating Transfers compared to last year's Budget, and there is more money leaving the trust than coming in. While the Fund Balance remains relatively robust, as noted above, the Criminal Justice Facilities Trust only received \$73,122 in new revenue in Fiscal Year 2017-2018. This contrasts with the \$290,322 in Operating Transfers being budgeted from the trust, of which \$69,322 is for ongoing expenses.

AB 443 Trust

The Fiscal Year 2018-2019 CAO Recommended Budget includes the use of \$1,068,818 from the AB 443 Trust. The Sheriff again supports the recommendation for a \$300,000 Operating Transfer from the AB 443 (Rural Sheriffs) Trust to offset departmental costs. This Operating Transfer will only be made to the extent it is needed to ensure the Net County Cost for the Sheriff's budgets does not increase during the fiscal year.

Furthermore, this year's Recommended Budget proposes moving \$720,600 from the AB 443 Trust to the Consolidated Office Building budget. This is a one-time expenditure, and represents the Sheriff's contribution relative to the space in the new building allocated for the Sheriff's substation. The Consolidated Office Building budget is being established to reserve the funding that will be necessary to make the \$7.8 million initial "Additional Basic Rent" lease payment once the project is constructed.

Also, as originally agreed upon in the Fiscal Year 2007-2008 Budget, both the Requested and Recommended budgets provide for continuing the use of AB 443 funds to fund the five (5) additional Correctional Officer positions added to the Sheriff's Authorized Staffing in 2007. Adding these five (5) additional positions to the Authorized Staffing provided greater operational flexibility, and placed more deputies on the street. The Sheriff has elected to leave two (2) of these positions vacant, so AB 443 funds are only being used to pay for the cost of three (3) Correctional Officer positions at \$290,754.

In total, the Recommended Budget recognizes \$1,359,572 in AB 443 funds - \$720,600 being a one-time expense and \$300,000 being contingencies unlikely to be used. The Fund Balance in the AB 443 Trust currently sits at \$3,106,598, and the County collects \$500,000 in AB 443 funds annually, with receipt of these funds constitutionally-protected.

In past years, the County has been conservative in its use of AB 443 funding because, like other State public safety subventions, the reliability of this funding was very volatile and subject to political whimsy in Sacramento. However, now that this critical funding is part of 2011 Criminal Justice Realignment funding, it is much more stable.

Fortunately, the Sheriff and Board of Supervisors have worked in concert to conserve and not become overly reliant on these funds, and the Recommended Budget still leaves a balance of \$1,747,026 in the County's AB 443 Trust. And, another \$500,000 is expected to be received in the trust this year. While the fund balance in the AB 443 Trust does not ease concerns about ongoing and escalating costs, this money could become an essential bridge in maintaining appropriate levels of law enforcement services if the need to significantly reduce future County budgets materializes. Furthermore, these funds are available to fund other public safety related initiatives, such as costs from the Consolidated Office Building Project, if it moves forward, that could be assigned to the Sheriff's Office.

COPS Trust

The Fiscal Year 2018-2019 Budget recognizes \$124,408 in COPS funding for equipment and supplies in the Sheriff's requested budgets. Similar to last year, the entire Citizens Option for Public Safety allocation is being budgeted, whereas in the past the Sheriff's budgets only recognized a portion of the available funding, and appropriated

the rest during the year. There is currently \$328,698 in the COPS Trust, and the trust will receive monthly allocations throughout the year. This change in budgeting results in only COPS funding that has been received to-date being appropriated, similar to how geothermal royalty monies are budgeted.

EMPLOYEE COSTS & PERSONNEL ACTIONS

Employee Costs

The cost of employee salaries and benefits represent 52% of the Fiscal Year 2018-2019 Recommended Budget. Of \$100,393,501 in proposed expenses, \$52,479,753 is being spent on employee compensation. In the Recommended General Fund Budget, which does not usually include large capital outlays, such as road projects, among its expenses, employee costs are 67%, or \$40,680,719 of the \$60,510,529 Recommended General Fund Budget. These figures remain the same as last fiscal year.

A survey of California counties showed that, in 2016, Inyo County ranked 12th among the State's 58 counties in terms of percent of revenue (52.8%) spent on wages and retirement and health benefits. This year, employee wages, retirement and health insurance costs represent 60.2% of Inyo County's projected revenues.

The Fiscal Year 2018-2019 CAO Recommended Budget reflects changes in employee costs – wage increases as well as reductions in the Sick Leave Buy-Back Program – associated with new labor agreements reached last year with the Inyo County Employees Association, Deputy Sheriff's Association, Elected Officials Assistants Association, and County Correctional Officers Association, and also approved for the Non-Represented Employees and Management Employees groups. The Recommended Budget also provides for wage increases identified in the new labor contracts recently agreed to with the Law Enforcement Administrators Association and Inyo County Probation Peace Officers Association.

In addition to providing for higher employee compensation costs associated with new labor contracts, the Fiscal Year 2018-2019 Recommended Budget also funds the cost of \$1,106,982 in higher pension costs. This increase is all related to the Unfunded Liability Costs that the California Public Employees Retirement System

(CalPERS) charges the County in addition to any increases in *normal* pension costs associated with higher wages stemming from the new labor contracts.

On top of the wage and pension cost increases detailed above, employee costs in the Recommended Budget are based on a projected 5% increase in health insurance costs. And, although not included in employee Salary and Benefits object category of the Recommended Budget, it is important to remember that the County's retiree healthcare costs – discussed in greater detail on page 91 – have decreased by \$37,571. However, over the last four years the average increase in cost for retiree health has been \$268,833. If medical insurance rates become volatile or the County experiences a higher than normal rate of retirement, costs are likely to increase at a significant rate.

As highlighted at the beginning of this Introduction & Summary of the Recommended Budget, the County recently offered the Inyo County Employees Association and Deputy Sheriff's Association 18-month and two-year contract extensions, respectively; both containing 2% across-the-board wage increases on July 1, 2019, and 2% across-the-board wage increases on July 1, 2020. The total cost of these wage increases, not including any associated increases in other benefit costs, is currently estimated at \$1,160,904, of which \$509,859 would be from the General Fund. The deadline for the bargaining units to vote to accept these contract extensions is August 31, 2018.

To fund these possible future year pay increases, should the labor groups vote to accept the contract extensions, this year's budget has the luxury of being able to establish a \$509,859 Employee Compensation Smoothing Fund. The Employee Compensation Smoothing Fund has been assembled from a combination of one-time revenues leftover in various funds, such as the Medical Insurance Stabilization Fund, Medicare Payback Trust, and the Sales & Use Tax Contingency budget. If the contract extensions are not voted on, or if they are rejected, it is recommended that your Board still approve the Employee Compensation Smoothing Fund as a savings account to offset future year cost increases for other employee benefits such as those described above. This could include using the money to participate in a Pension Rate Stabilization Program, similar to the one presented by representatives from PARS during their OPEB Program review before your Board of Supervisors earlier this year.

Providing funding for rising employee wage and benefit costs remains a priority in the County budget. In fact, the County budget is typically built around employee costs. Each year, the budget process commences with departments being provided with the projected costs of their current, or status quo, Authorized Staffing levels. Departments are free to propose changes to their Authorized Staffing, and asked to develop their Department Requested budgets starting with staffing costs.

This year's CAO Recommended Budget also supports all department requests to add, or reorganize and reclassify staff in their Authorized Staffing, but, not always to the level sought by the department. Those department requests, and the rationale for supporting or not supporting the requested change in the department's Authorized Staffing in the Recommended Budget, are detailed below. This section also discussed the changes to the Authorized Staffing included in the CAO Recommended Budget which were not requested in the Department Requested Budget.

Position Adjustments

As a result of changes negotiated in collective bargaining agreements five years ago, most position adjustments that used to be regulated by and approved through the budget process are now, instead, either performance-based, or subject to independent processes that allow your Board of Supervisors to consider these changes outside the budget process. For example, most employee classification and associated compensation issues are expected to be reviewed and considered as part of the Employee Classification Plan review process the County has agreed to conduct every five to seven years. (The next Employee Classification Plan process needs to be completed between October 2018 and October 2020.)

As a result of these changes to the Personnel Rules, this budget does not contemplate position adjustments such as career ladders (e.g., movements going from a "I" to a "II," or from a "II" to "III") or equity adjustments.

Career ladder movements are now based on merit, and departments are responsible for budgeting for career ladders for those employees who may be eligible for a career ladder adjustment – based on performance – during the coming Fiscal Year. (This is another example of the budget being built around employee costs.) The CAO

Recommended Budget does not reduce cost increases associated with career ladder movements for which specific positions will be eligible in the coming year.

And, except in specific circumstances, making equity adjustments, or changing the compensation for positions in the Employee Classification Plan, is expected to occur through the periodic Employee Classification Plan review process. In part, these policies were intended to eliminate the potential for the budget process to create inequalities between employees in different departments. This occurred at times in pre-2014 budgets as the result of a department head being particularly effective in advocating for career ladders, equity adjustments, or reclassifications that he or she requested for employees in his or her department at the expense of other employees doing similar jobs at similar classifications, the result being to warp the Employee Classification Plan. Correcting these distortions, and making equity adjustments where appropriate, was a primary purpose of the Classification and Compensation Study the County implemented in Fiscal Year 2013-2014 along with changes in the Personnel Rules intended to better maintain the integrity of the Classification Plan. The changes in the Personnel Rules, effected through negotiated changes to MOUs with bargaining units (and referred to as "Attachment E" in those agreements), include a process and criteria to allow classification issues to be considered on a case-by-case basis, including as part of the reorganization of departments. Because they can be brought forward by a department head, for consideration by your Board at any time, reclassification requests are not as frequently considered as part of the budget process.

Although reclassification and compensation matters are not required or expected to be addressed through the budget process, several departments have incorporated the reclassification of some positions, and the associated costs, in their Department Requested budgets. The intent and preference to regulate reclassification requests to the Employee Classification Review process notwithstanding, this year's Recommended Budget does support moving several employees into new, higher job classifications. These recommendations are usually in support of, or modified support of, a department-requested reorganization, or an opportunity to otherwise enhance departmental or County efficiencies. Such reclassifications are being recommended on a case-by-case basis, for specifically the reasons described below.

The Fiscal Year 2018-2019 CAO Recommended Budget includes funding to begin the next Employee Classification Plan review this

year (year five of the five to seven year window for doing so). To reclassify a position outside of the Classification Plan review process, the County Personnel Rules require:

In order for a position to be considered for reclassification outside of the classification review period described in section 4.1, the department head must demonstrate in writing and, if provided, on a form prescribed by the Personnel Director:

1. *The need for the reclassification is urgent, and cannot wait for the next countywide classification plan review; **and,***
2. *The need for the reclassification is the result of a change in County Code, policy or program, approved by the Board of Supervisors, and the department head clearly informed the County Administrator and Board of Supervisors that the proposed change in County Code, policy or program, if adopted, would result in the need for the reclassification and the associated costs; OR, the need for the reclassification is the result of changes in State or Federal law or regulation, AND additional and commensurate State or Federal funding necessary to fund the reclassification is available and secure; **and,***
3. *To implement the changes in the County Code, policies, or programs, or State or Federal laws and regulations will require higher levels of skills or higher levels of responsibility clearly distinguishable from those associated with the position for which reclassification is sought; **and,***
4. *The incumbent in the position has the capacity to successfully perform the newly required skills and responsibilities.*

To the extent that the reclassifications requested and recommended in this budget are presented reorganizations of department staffing structures, and therefore – if approved by your Board of Supervisors – represent changes in County policy or programs, the associated personnel adjustments can be accomplished through the reclassification process. However, in approving changes to Authorized Staffing associated with reorganization requests, your Board of Supervisors could also direct the new, higher-level positions be filled through a competitive recruitment. This, however, is not recommended since, in many cases, depending on how the specific reorganization proposal is structured, it could result in a lay-off if the employee filling the position being changed is not selected for the new position. This is unnecessary to the extent that the employees occupying the positions subject to the reorganizations are deemed to

have the capacity to successfully perform the required skills and responsibilities of the higher-level position.

Additionally, since reclassification requests are not tied solely to the budget process, differing views about these reclassification requests or how they are recommended in this budget can always be considered by your Board of Supervisors at a later time. In accordance with the Personnel Rules, the reclassification process is independent of the budget process and, as circumstances change, can be considered by your Board of Supervisors at any time providing the department head and CAO can demonstrate the reclassification criteria have been met.

Changes in Authorized Staffing

The County of Inyo Manpower Report (Attachment C) identifies, by department, Authorized Staffing levels (full-time and B-Par employees) as of July 1, 2018. (Note: The Manpower Report identifies Authorized Staffing at the department level, but not yet at the budget unit level.) Because the Health and Human Services department has numerous employees spread across multiple budgets, a table showing the department's authorized full-time and BPAR staff, and how they are allocated among various programs, is also provided (Attachment D) to guide your Board of Supervisors in its review of the County's 23 Health and Human Services budgets.

This budget recommends changes to the Authorized Staffing for several departments and offices, including deleting positions and supporting some new position requests. Some of these, which are noted, constitute reclassifications since the new, higher-level positions are not anticipated to be filled through a competitive recruitment process unless directed by your Board of Supervisors. These changes in Authorized Staffing are summarized on Table 8., and discussed below.

Summary of Recommended Changes To Authorized Staffing (Additional Details provided in Attachment E)		
Department	Add	Delete
Ag Commissioner	Cannabis Inspector I (Range 60)	
	Cannabis Inspector II (Range 65)	
Assessor	Office Technician I (Range 55)	
		BPAR Office Technician (Range 55)
	Auditor/Appraiser I (Range 70)	
		Appraiser I (Range 68)
	Auditor/Appraiser III (Range 78) OR Senior Auditor/Appraiser (Range 82) ONLY IF ASSISTANT DELETED	
		Assistant Assessor (Range 78) ONLY IF RECRUITMENT FAILS
	Senior Assessor Position (Range 88)	
	GIS Analyst II (Range 72)	
		Cadastral Technician II (Range 66)
Auditor-Controller	Office Technician III (Range 63)	
BOS/CAO	Assistant to the County Administrator/Assistant Clerk of the Board of Supervisors (Range 74)	
		Assistant Clerk of the Board (Range 68)
	Deputy Clerk of the Board of Supervisors/Deputy Assistant to the County Administrator (Range 68)	
		Assistant to the County Administrator (Range 74)
Environmental Health	Deputy Director Environmental Health (Range 88)	
		REHS III (Range 79)
HHS	Social Worker IV/Psychotherapist (Range 81)	
		(2) Rehabilitation Specialists (Range 60)
	Social Worker IV/Psychotherapist (Range 81)	
		Behavioral Health Nurse (Range 80)
		Social Worker IV (Range 74)
	Administrative Analyst II (Range 70)	
		(2) Office Technician II (Range 59)
	Registered Nurse/Public Health Nurse (Range 80)	
	BPAR Registered Dietician (Range 74)	
Prevention Program Manager (Range 74)		
		WIC Program Manager (Range 74)
Information Services	GIS Analyst II (Range 72)	
Library	APAR Librarian I (Range 54) Furnace Creek	
		APAR Librarian Specialist I (Range 48) Furnace Creek
	APAR Librarian I (Range 54) Tecopa	
		APAR Librarian Specialist I (Range 48) Tecopa
Motor Pool /Parks/ Recycling Waste Management	Office Technician I (Range 55)	
		BPAR Office Clerk II (Range 50)
Parks & Recreation	Parks Specialist (Range 56)	
Probation	Administrative Analyst I (Range 68)	
		Administrative Legal Secretary (Range 70)
	BPAR Office Technician I (Range 55)	
		Office Technician III (Range 63)
Public Administrator / Public Guardian	Public Guardian Specialist (Range 57)	
		BPAR Public Guardian Specialist (Range 57)
Sheriff	Shelter Assistant (Range 42)	
	Veteran's Services Officer (Range 78)	
		Veteran's Services Representative (Range 67)
	Public Information Officer (Range 78) Shared 50/50 with Sheriff and CAO	
		Administrative Analyst III (Range 72)
Treasurer-Tax Collector	Office Technician III (Range 63)	
Water	Deputy Director of Water (Range 88)	

Table 8.

Agricultural Commissioner. The Recommended Budget supports adding two (2) Commercial Cannabis Inspector positions to the department's Authorized Staffing: a Cannabis Inspector I (Range 60) and a Cannabis Inspector II (Range 65). The total, 12-month combined cost of these positions is \$146,993. If approved, and prior to the positions being filled, your Board of Supervisors needs to approve the

associated job descriptions, and a schedule for annual license fees sufficient to fund the cost of these positions as discussed below.

Inspections of commercial cannabis operations require two personnel be on-site whenever an inspection occurs. This “buddy system” is intended to maintain the integrity of the inspections, and help ensure the protection of County personnel. The County Commercial Cannabis Permitting Office (C3PO) requires a minimum of two (2) inspectors regardless of whether the C3PO issues 10 commercial cannabis business licenses or 110 licenses. The cost of these inspectors can, and should be, fully recovered through the annual inspection fee that will be assessed on commercial cannabis business license recipients.

However, to keep the annual license fee under \$10,000 (staff’s “targeted” maximum inspection fee), it is recommended that 50% of both inspectors’ salary and benefits costs be allocated 50/50 between to the new Cannabis Regulation – General Operating budget and the Agricultural Commissioner budget. When assigned to, and funded from the Agricultural Commissioner budget, the Inspectors will perform duties associated with Agricultural Commissioner, Director of Weights and Measures, and Pesticide Use Enforcement functions relative to services provided to both Inyo and Mono counties. This allocation of personnel between budgets is expected to occur until the number of commercial cannabis business licenses issued by the County reaches approximately 55 licenses, at which time the number of licenses will be able to generate license fee revenue sufficient to fully recover program costs – including adding a Sheriff’s Cannabis Investigator position (Range 71SC) – without having the annual fee exceed \$10,000 per license.

As alluded to above, although the C3PO inspection program also justifies increasing the Authorized Staffing for the Sheriff’s office by adding a Cannabis Investigator position (Range 71SC), the Recommended Budget does not support adding this position, at this time, due to the number of commercial cannabis business license applications under review. Doing so would increase the annual license fee to over \$10,000 per year. Again, when the number of commercial cannabis business licenses issued by the County reaches around 55 licenses, staff can recommend that your Board of Supervisors consider adding the Cannabis Investigator position to the Sheriff’s Authorized Staffing without exceeding the targeted maximum annual inspection fee (\$10,000). Until this occurs, the Sheriff’s office will be asked to participate in cannabis inspections on an *as needed* and *as available*

basis, with the business necessitating involvement of Sheriff's personnel being charged for the actual cost of that participation.

It is also recommended that your Board of Supervisors maintain a policy whereby the cost of administering the C3PO, including inspecting commercial cannabis businesses, is funded entirely by the businesses being regulated. Without this full-cost recovery policy, General Fund revenue currently used for providing other County programs and services might need to be diverted from these existing programs and services to fund the cost of regulating the cannabis industry. However, at least initially, such a policy results in the cost of license fees being inversely related to the number of cannabis business licenses that are issued; so, the lower the number of commercial cannabis business licenses being issued, the higher annual license fee will be for each license. In an effort to balance these competing issues until the number of commercial cannabis business licenses issued results in achieving economies of scale, for the purposes of budgeting for and staffing the C3PO, staff is working with a maximum annual license fee target of \$10,000. The \$10,000 annual fee results in a break-even point for fully staffing and funding the C3PO (including a Sheriff's Cannabis Investigator) when about 55 licenses are issued. After 55 licenses are issued, and as the number of licenses issued grows beyond 55 (up to the current limit of 110), the annual license fee assessed to each licensee will decrease from \$10,000 per year in proportion to the number of licenses issued.

It is envisioned that annual license fees will be assessed on a fiscal year basis, and prorated based on the month within the fiscal year the license is issued. Additionally, the annual license fee revenue will be accounted for in a separate trust. This allows for precise cost accounting to ensure the fee being charged corresponds to the actual cost of maintaining and operating the C3PO. This also allows the County to more easily "true-up" inspection fees. For example, it may be necessary to rebate a portion of license fees among licensees paying the fee at the beginning of the fiscal year in which the number of licenses issued exceeds 55 since, as the numbers of licenses issued above 55 increases during the year, the cost of the annual license fee for that year will decrease. However, until the number of licenses issued exceeds 55 – unless your Board of Supervisors wants to consider increasing license fees to more than \$10,000 a year to ensure cost recovery of the minimum sunk costs (e.g., two Inspectors and one Investigator) – it may be necessary to fund some program costs from the General Fund, hopefully by aligning that subsidy with other County needs. An example of doing so is the recommendation made at

the beginning of the narrative to initially fund half of the two Cannabis Inspectors' time from the Agricultural Commissioner budget where there exists sufficient work to perform Agricultural Commissioner, Director of Weights and Measures, and Pesticide Use Enforcement services that are required to be provided in Inyo and Mono counties to justify this General Fund expenditure.

Assessor. The Department Requested Budget submitted by Assessor's Office on May 18, 2018 and reviewed with the Assessor on June 15, 2018, sought no change to the office's Authorized Staffing. However, in follow-up to conversations occurring during and outside the departmental budget meetings, the Assessor requested, on August 1, 2018, that his office's Department Requested Budget be modified to include the following changes in the office's Authorized Staffing:

- Change BPAR Office Technician I position to a full-time Office Technician I position (cost: additional \$40,135 per year); and,
- Change one Appraiser I position (Range 68) to an Auditor/Appraiser I position (Range 70) (cost: additional \$3,194 per year).

Both positions are currently filled, and both requested changes to the office's Authorized Staffing are supported in the Recommended Budget, and discussed immediately below. If approved, the reorganization will result in reclassifying the incumbents in the current positions, unless your Board of Supervisors directs that the new positions be filled through a competitive recruitment in which case the incumbents would have to be laid-off if not selected for the new positions.

BPAR Office Technician I to full-time Office Technician I. Although the office's Administrative Analyst has indicated that the office is sufficiently staffed for performing clerical administrative functions, some of these clerical duties are being performed by the office's Cadastral Technician. The Assessor has separately indicated that the Cadastral Technician's job responsibilities are not utilized full-time by his office, and that he is amenable to sharing the position, and that he would like to see the position reclassified to more fully engage the incumbent's skills and interests in service to the County. Accordingly, there will be a need for more clerical support for the office if: (1) a new GIS Analyst II position is approved, as is recommended, in the Information Services budget discussed below; and, (2) if the staff currently performing the Cadastral Technician

duties in the Assessor's office accepts this higher classification; and, (3) the Assessor maintains his willingness to utilize, or share, the new GIS Analyst II position and does not seek to fill the resulting vacancy in the Cadastral Technician position.

Appraiser I to an Auditor/Appraiser I. At the request of the Assessor, the Fiscal Year 2017-2018 CAO Recommended Budget included creating a new Auditor/Appraiser job classification series consisting of Auditor/Appraiser I (Range 70), Auditor/Appraiser II (Range 72) and, Senior Auditor/Appraiser (Range 78); and, changing the office's Authorized Staffing by: (a) deleting an Auditor/Appraiser position (Range 78) – created as part of the Fiscal Year 2016-2017 Budget - and replacing it with an Auditor/Appraiser II and (b) adding an additional Auditor/Appraiser I position. (Your Board also approved creating an Assistant Assessor – Auditor/Appraiser position [Range: contract], but did not add it to the Office's Authorized Staffing.)

Subsequently, on November 21, 2017, again at the request of the Assessor, your Board approved changing the office's Authorized Staffing; this time to delete one of the new Auditor/Appraiser positions created by approval of the Fiscal Year 2017-2018 Budget, and add a Real Property Appraiser (previously deleted, at the request of the Assessor, as part of the Fiscal Year 2017-2018 Budget).

The Auditor/Appraiser job classification series was requested and recommended because it provides the office with staff possessing a higher and broader set of skills. The Assessor has indicated that one of the incumbents filling the Appraiser I position is poised to meet the minimum qualifications for an Auditor/Appraiser I position. The Recommended Budget supports this request since it is consistent with the Authorized Staffing recommended and approved for the office in last year's budget, and comports with the spirit and intent of the Personnel Rules (Article IV Section 4.4 of Attachment E to the ICEA MOU) which contemplate allowing certain positions (although not the Real Property Appraiser, specifically) to be reclassified when the incumbent in a lower-classified position obtains the experience or certificates or licenses required to be classified in a similar but higher-level position.

If approved, prior to this change in Authorized Staffing taking effect, the incumbent in the Appraiser I position must demonstrate attainment of the minimum qualifications for the Auditor/Appraiser I position.

The Assessor's office is currently recruiting for an Assistant Assessor position (Range 78), which is already included in the office's Authorized Staffing, and that will be vacated by the incumbent's retirement in September. However, as presented to your Board of Supervisors on July 10, 2018, if the current recruitment fails to identify a qualified candidate for the Assistant Assessor position, and your Board approves the Senior Assistant Assessor position describe below, the Recommended Budget supports modifying the office's Authorized Staffing to:

- a) Allow filling the existing Assistant Assessor position (Range 78); OR,
- b) Adding an Auditor/Appraiser III position (Range 78) and deleting the Assistant Assessor position; OR,
- c) Adding a Senior Auditor/Appraiser position (and changing the salary range from a Range 78 to a Range 82) and deleting the Assistant Assessor position.

During the creation of the Auditor/Appraiser job classification series as part of the Fiscal Year 2017-2018 Budget, the Assessor stated that the current job description for the Assistant Assessor position performed duties and responsibilities that are on par with those he envisioned as required for the Auditor-Appraiser III position. The recommendations set forth above allow the office to continue recruiting for an Assistant Assessor position (Range 78) but also allow the office to recruit for an Auditor/Appraiser III position (Range 78) similar in pay and job requirements as the Assistant Assessor, or seek to recruit a higher-level Senior Auditor/Appraiser position (Range 82). For budgeting purposes, the Recommended Budget provides funding for salary and benefits associated with the Range 82 position.

If approved, prior to this change in Authorized Staffing taking effect – to provide either an Assistant Assessor or Auditor/Appraiser III or a Senior Auditor/Appraiser – job descriptions for the Auditor/Appraiser III and Senior Auditor/Appraiser will need to be created and then presented to your Board of Supervisors for approval.

Regardless of whether the vacancy resulting from the pending retirement of the current Assistant Assessor is filled by an Assistant Assessor (Range 78) or Auditor/Appraiser III (Range 78) or a Senior Auditor/Appraiser (Range 82), the Recommended Budget also includes adding a Senior Assessor position (Range 88) to the office's Authorized Staffing. This is similar to the recommendation made to your Board of Supervisors on July 10, 2018, except that the title of the recommended

position has been changed from Deputy Assessor (Range 88) to Senior Assistant Assessor (Range 88).

Recognizing the retirement of former Inyo County Assessor Tom Lanshaw in January 2015 would mark the loss of over 38 years of institutional knowledge in the Assessor's Office, the County engaged Terry "Gooch" Ross to conduct an independent assessment of the Assessor's Office in late 2014, and to develop recommendations to support the then-newly-elected Assessor as he transitioned into leading the office. Ms. Ross' work with the Assessor and his office continued through 2015 and, on August 18, 2015, Ms. Ross made a presentation to your Board of Supervisors to share some of her findings and recommendations for strengthening the Assessor's Office in advance of your Board of Supervisors considering the Fiscal Year 2015-2016 Budget. Ms. Ross' first finding, and the core of her recommendations, was to obtain a Chief Assessor for the office, at least for two years, while the new Assessor learned the intricacies of his Office.

Adding the Senior Assistant Assessor position (Range 88) to the office's Authorized Staffing is consistent with the recommendations made to the Assessor, CAO and your Board in 2015. Doing so will add experience and expertise to the office, and ensure that there is an "Assistant-level" position (eligible for membership in the Elected Officials Assistants Association) even if the current Assistant Assessor position is replaced with an Auditor/Appraiser III or Senior Auditor/Appraiser as discussed above.

If this change in Authorized Staffing is approved by your Board of Supervisors, a job description that clearly distinguishes the job skills and responsibilities for the Senior Assistant Assessor position from those currently contained in the Assistant Assessor job description, or in the Auditor/Appraiser III job description, must be developed and presented to your Board for approval. Also, similar to the Assistant Assessor position currently being recruited, pursuant to County Code Section 2.80.055(S.), the Senior Assistant Assessor position is expected to be exempt from the County Merit System and will be employed under an at-will employment contract between the County and the person filling the position. The contract must be approved by your Board of Supervisors.

Finally, as discussed above and in the Information Services section below, the Recommended Budget adds a new GIS Analyst II position (Range 72) to the Authorized Staffing for Information Services

and, if approved, expects the incumbent in the Cadastral Technician position (Range 62-66) assigned to the Assessor's Authorized Staffing to be reclassified to the new position. The primary responsibility of the new GIS Analyst II position will be to support Assessor's office functions. However, the Recommended Budget provides staffing for both the Cadastral Technician position and the new GIS Analyst II position to allow the Assessor to reconsider his need for the Cadastral Technician position or his willingness to share the GIS Analyst II position. If the Cadastral Technician position is subsequently determined to no longer be needed by the Assessor, it can be deleted from the office's Authorized Staffing in next year's budget.

The additional total cost of the changes to the Authorized Staffing for the Assessor's office included in this Recommended Budget is \$113,144.

Auditor-Controller. As part of the Department Requested Budget, the Auditor-Controller is requesting that her office's Authorized Staffing be increased by adding one full-time Office Technician III (Range 63). The total cost of this request is \$79,244.

Similar to the rationale included in the Treasurer-Tax Collector's budget narrative in support for her request (below), the Auditor-Controller also cites, as part of her office's need for the position, the increased workload associated with a large increase of roll changes from the Assessor's office in recent years. The Auditor-Controller also notes that, as part of Fiscal Year 2014-2015 Budget, her office's Authorized Staffing was reduced.

Hopefully, the additional high-level staffing that is recommended to be added to the Authorized Staffing for the Assessor's office will have the positive effect of reducing the number of roll changes impacting the Auditor-Controller and Treasurer-Tax Collector offices. However, it is also recognized the office is working with fewer staff than five years ago, and that the workload in the office may increase in conjunction with the proposed County purchasing card program. For these reasons, and similar to the Treasurer-Tax Collector section below, the Recommended Budget proposes adding a third Office Technician III position (Range 63) to the office's Authorized Staffing effective January 1, 2019.

Board of Supervisors/County Administrator. The Authorized Staffing for the Board of Supervisors and County Administrator's office includes an Assistant Clerk of the Board position (Range 68) that is currently filled, and an Assistant to the County Administrator position (Range 74) that is currently vacant. The Recommend Budget proposes reorganizing the office functions to better reflect how work is actually assigned and carried out between these two positions in support of both your Board of Supervisors and the County Administrator, and to recognize that both jobs currently include higher and lower-level job responsibilities that can be better distinguished and assigned.

The Recommended Budget proposes changing the combined Authorized Staffing for these offices by creating an Assistant to the County Administrator/Assistant Clerk of the Board Supervisors position (Range 74) and a Deputy Clerk of the Board of Supervisors/Deputy Assistant to the County Administrator position (Range 68) and deleting both the Assistant Clerk of the Board position (Range 68) the Assistant to the County Administrator position (Range 74). It is recommended that the incumbent in the Assistant Clerk of the Board position be assigned to the new Assistant to the County Administrator/Assistant Clerk of the Board Supervisors position (unless your Board directs that both new positions be filled through competitive recruitment) and supervise the Deputy Clerk of the Board of Supervisors/Deputy Assistant to the County Administrator position once it is recruited.

If this change in Authorized Staffing is approved, prior to taking effect, the job descriptions for both positions will need to be developed and presented to your Board of Supervisors for approval. The higher-level job responsibilities currently associated with both the Assistant Clerk of the Board position (Range 68) and the Assistant to the County Administrator position (Range 74), including supervision, will be assigned to the new Assistant to the County Administrator/Assistant Clerk of the Board Supervisors position (Range 74).

This change in Authorized Staffing does not change the Net County Cost for either the Board of Supervisors budget or the County Administrator budget and, due to the level at which positions are likely to be filled, will most likely result in a small cost savings to both budgets. The proposed reorganization will reflect that, in reality, the Assistant Clerk of the Board position and the Assistant to the County Administrator support one another's job responsibilities and are currently required to know and "back-up" each other's jobs. The reorganization will also better identify and distinguish and assign the

higher and lower-level job responsibilities currently embedded in both positions, and assign them accordingly to the Deputy or Assistant-level position. Finally, the reorganization will also serve to create a succession plan for both of these critical functions.

As noted above, the Assistant Clerk of the Board position is currently filled. If the change in Authorized Staffing is approved, the reorganization will result in reclassifying the incumbent in the Assistant Clerk of the Board position to the new, higher-level Assistant to the County Administrator/Assistant Clerk of the Board of Supervisors position, unless your Board of Supervisors directs that both new positions be filled through a competitive recruitment in which case the incumbent would have to be laid-off if not selected for one of the new positions.

CAO. As discussed in greater detail in the Sheriff's section below, the Recommended Budget reflects changing the office's Authorized Staffing to include 50% of the Public Information Officer position (Range 78) being recommended for addition to the Sheriff's Authorized Staffing. This change in Authorized Staffing increases personnel costs in the County Administrator budget by \$40,012.

Environmental Health. Consistent with prior direction, the department is requesting to change its Authorized Staffing by deleting a Registered Environmental Health Specialist III and adding a Deputy Director position (Range 88) that will be filled by the employee now occupying the REHS III position. The cost of this change is \$19,923 a year.

The Recommended Budget includes funding for the requested change in Authorized Staffing. This reorganization supports succession planning in the department. Since the REHS III position recommended for deletion is currently filled, if the change in Authorized Staffing is approved, the reorganization will result in reclassifying the incumbent as the Deputy Director, unless your Board of Supervisors directs that the Deputy Director position be filled through a competitive recruitment, in which case the incumbent in the REHS III position would have to be laid-off if not selected for the new Deputy Director position.

Prior to this position being filled, a job description for the position needs to be created and presented to your Board for approval.

Pursuant to County Code Section 2.80.055(Q.), the Deputy Director position is expected to be exempt from the County Merit System and will be employed under an at-will employment contract between the County and the person filling the position. The contract must be approved by your Board of Supervisors.

Health and Human Services - Community Mental Health. The Recommended Budget supports the department's request to change its Authorized Staffing by:

- Adding one Social Worker IV/Psychotherapist position (Range 81) (cost: additional \$120,744 per year);
- Deleting two Rehabilitation Specialist positions (Range 60) (cost: savings of \$156,932 per year);
- Deleting one Behavioral Health Nurse position (Range 80) (cost: savings of \$114,735 per year); and,
- Adding another Social Worker IV/Psychotherapist position (Range 81) (cost: additional \$127,359 per year)

The overall savings associated with these changes is \$23,564.

Deleting two Rehabilitation Specialists and adding a Social Worker IV/Psychotherapist. The new Social Worker IV/Psychotherapist position will be able to provide therapeutic level services to children, youth, and parents in support of the Continuum of Care Reform, in contrast to the Rehabilitation Specialists which are not able to provide the clinical level services – including assessment, treatment planning, and family therapy (both home-based and clinic-based) – that meet the billable standards and provide the level of support required.

Deleting one Behavioral Health Nurse position and adding a Social Worker IV/Psychotherapist. Following the departure of a nurse, the department evaluated its staffing structure and concluded that its program needs could be better met by filling the vacancy with Social Worker IV/Psychotherapist position.

Health and Human Services - FIRST. The Recommended Budget supports the department's request to change its Authorized Staffing by deleting one Social Worker IV position (Range 74) in the FIRST Program. This position has remained vacant for several years

and, if approved, deleting the position will result in \$103,144 in savings.

Health and Human Services - Fiscal. The Recommended Budget supports the department's request to change its Authorized Staffing by:

- Deleting two Office Technician positions (Range 59) (cost: savings of \$148,089 per year); and,
- Adding one Administrative Analyst II position (Range 70) (cost: additional \$97,434 per year);

The Office Technician positions are vacant and the overall savings associated with these changes is \$50,665 in the Fiscal division.

The department has indicated that the requested change to its Authorized Staffing will provide the staff needed to devote time to track realignment trends and changes, increase efficiency in quarterly claiming, and develop department-wide budget tracking and monitoring tools.

Health and Human Services - Health. The Recommended Budget supports the department's request to change its Authorized Staffing by adding a Registered Nurse/Public Health Nurse position (Range 80) in the Health division. The total cost of this new position is \$118,378 per year.

The department has written that adding this full-time nurse to its Authorized Staffing will allow the Public Health division to better leverage CHDP, CCS, Immunizations, CARES and HIV surveillance funding, and also provide additional on-call nursing coverage for the Inyo County Jail.

Health and Human Services – Women, Infants and Children. The Recommended Budget supports the department's request to change its Authorized Staffing by adding one BPAR Registered Dietician to fulfill the WIC program requirements, noting the new position will also be able to provide obesity prevention services to the Child Health and Disability Program as well as increased services in the Eastern Sierra Area Agency on Aging program. The total increased costs for the BPAR position is \$59,170 a year.

The Recommended Budget also supports the department's request to change the title of the WIC Program Manager position (Range 74) to a Prevention Program Manager (Range 74). This represents a change in how the position is currently identified in the department's Authorized Staffing, and will result in no change in costs. The change in title will, however, allow the department to allocate the position to different Health and Human Services budgets, including providing oversight of other prevention programs.

Information Services. The Recommended Budget proposes increasing the Authorized Staffing assigned to the Information Services budget by adding one full-time GIS Analyst II position (Range 72). This recommendation evolved from discussions with the Assessor and, subsequently with his Cadastral Technician, described in the Assessor section above, and was then furthered by the announcement that the staff performing GIS duties for the Water department announced her retirement.

The retirement of the Water department's GIS staff, and the Water Director's indication that his department no longer needs a full-time position dedicated to these functions, creates an opportunity to consolidate this GIS position in Information Services. Consistent with the County Technology Initiative Policy, all positions related to performing information services functions should be allocated to the Authorized Staffing for the Information Services division. This does not preclude Information Services staff from being assigned to support a specific department or office. For example, one of Information Services' Senior Network Analyst positions is assigned exclusively to (and funded by) the Health and Human Services department.

If the GIS Analyst II position is added to the Authorized Staffing, as is recommended, its primary responsibility would be to support the Assessor office to the extent the Assessor needs and wants these services. The Assessor budget would not be charged for these services since both the Assessor budget and Information Services budget are General Fund budgets. The position's secondary responsibility would be to support Water department needs and, for budgeting purposes, the Recommended Budget relies on the Water department funding 40% of the cost of the position (the equivalent of two days per week). If the GIS Analyst II position is unavailable to support Water department needs due to the need to support the Assessor's office, the County's GIS Analyst IV position would be available to work with the Water department.

As noted above, creation of the GIS Analyst II in the Authorized Staffing for Information Services is not predicated on the deletion of the Cadastral Technician in the Authorized Staffing for the Assessor office. The Cadastral Technician will remain in the office's Authorized Strength until the Assessor (or your Board of Supervisors) determines it is no longer needed. However, creation of the GIS Analyst II position (Range 72) is expected to be filled by the incumbent in the Cadastral Technician position (Range 66) unless your Board of Supervisors directs that the new position be filled through a competitive recruitment.

Library. The Recommended Budget supports a request to change the Authorized Staffing for the Library by:

- Deleting an APAR Librarian Specialist I position (Range 48) assigned to the Furnace Creek branch;
- Adding an APAR Librarian I position (Range 54) for the Furnace Creek branch.
- Deleting an APAR Librarian Specialist I position (Range 48) assigned to the Tecopa branch; and,
- Adding an APAR Librarian I position (Range 54) for the Tecopa branch.

The total cost of these changes is \$5,248 a year, and the reorganization is warranted to provide continuity in the classifications of staff assigned to library branches throughout the County.

Both of the APAR Librarian Specialist positions are currently filled. If approved, the reorganization will result in reclassifying the incumbents in the current positions to the higher-level APAR Librarian positions, unless your Board of Supervisors directs that the new positions be filled through a competitive recruitment in which case the incumbents would have to be laid-off if not selected for the new positions.

Motor Pool. The Recommended Budget supports a request to change the Authorized Staffing assigned to the Motor Pool, Parks, and Recycling and Waste Management divisions by deleting a BPAR Office Clerk II position (Range 50) and adding a full-time Office Technician I position (Range 55). This new, higher-level position would be allocated to the Motor Pool, Parks, and Recycling and Waste Management budgets.

The total additional cost for this change in Authorized Staffing is \$25,485 a year. The reorganization is warranted due to the sheer volume of transactions occurring in the Motor Pool, Parks, and Recycling and Waste Management, and the need to improve flexibility in the use of clerical administrative staff. All of the cost can be absorbed in non-General Fund budgets. The BPAR Office Clerk II position is currently filled. If approved, the reorganization will result in reclassifying the incumbent in the current position to the higher-level Office Technician I position, unless your Board of Supervisors directs that the new position be filled through a competitive recruitment in which case the incumbent would have to be laid-off if not selected for the new position.

Parks and Recreation. The Recommended Budget supports a request to increase the Authorized Staffing assigned to the Parks budget by adding one full-time Parks Specialist position (Range 56). The total cost associated with this change in Authorized Staffing is \$65,873 a year. As your Board of Supervisors will hear during the forthcoming presentation of the *State of the Parks* report and plan, this position is essential to simply ease the strain of keeping up with current operation and maintenance of County parks and campgrounds. The position will also ensure that operations and maintenance activities are less affected by planned or unplanned staff vacancies, and provide at least some of the staff resources needed to begin to address the backlog of deferred maintenance work and some of the new projects that will be identified in the *State of the Parks* report.

Probation. The Recommended Budget supports the department's request to change its Authorized Staffing by:

- Deleting the Administrative Legal Secretary position (Range 70) (cost: savings of \$90,387 a year);
- Adding one Administrative Analyst I position (Range 68) (cost: additional \$86,763 a year);
- Delete one Office Technician III position (Range 63) (cost: savings of \$83,467 a year); and,
- Adding one BPAR Office Technician I position (Range 55) (cost: additional \$34,662 a year)

The overall cost/savings associated with these changes is \$52,429.

The department is requesting this reorganization to achieve stated operational efficiencies and overall cost savings. While not technically a reclassification, it should be noted that as requested the department's reorganization is predicated on using a closed, departmental recruitment to fill the new Administrative Analyst position from among one of the department's two existing Office Technician III positions, and then deleting the successful candidate's current position. If your Board elects to have the new Administrative Analyst position, instead, be filled through a competitive recruitment, it could result in needing to lay-off one of the full-time Office Technician III positions (and offer to reinstate the employee as a BPAR Office Technician I) if one of the existing staff is not selected for the job.

Public Administrator-Public Guardian. As part of the Department Requested Budget, the Public Administrator-Public Guardian requested that her office's Authorized Staffing be increased by deleting the BPAR PAPG Specialist position (Range 57) and adding a full-time PAPG Specialist position (Range 57). The total cost of the requested change in the office's Authorized Staffing is an additional \$38,296 a year.

In requesting this change to the office's Authorized Staffing, the Public Administrator-Public Guardian wrote that, "if a full time position is granted, the office of PAPG can function at an efficient level to ensure higher fees are taken in without compromising the duties required by California Probate Law." However, during the departmental budget meeting on June 29, 2018, the Public Administrator-Public Guardian indicated that these same efficiencies could be achieved if the Recommended Budget supported purchasing a public administrator-public guardian case management software system for an estimated one-time cost of \$21,000, plus \$6,000 in annual fees.

The Recommended Budget supports funding for both the purchase of the software system, through coordination with the Information Services Director, as well as the requested change in the Authorized Staffing for the office. While the nature of the office's caseload precludes any guarantee of the amount of fees that can be collected in any given year, by funding both the new software system and increasing the Authorized Staffing in the Recommended Budget, the office will be afforded the best opportunity to collect all of the fees to which it is entitled and, in doing so, will, hopefully, offset some of

the increased costs associated with at least some of the \$44,296 in new, ongoing expenses.

The BPAR PAPG Specialist position is currently filled. If the change in Authorized Staffing for the office is approved, it will result in reclassifying the incumbent in the current position, unless your Board of Supervisors directs that the new full-time PAPG Specialist position be filled through a competitive recruitment, in which case the incumbent would have to be laid-off if not selected for the new position.

Sheriff. As part of the Department Requested Budget, the Sheriff is requesting that his office's Authorized Staffing be changed by:

- Adding one full-time Shelter Assistant position (Range 42) (cost: an additional \$53,595 a year);
- Adding a Veteran's Service Officer position (Range 78) (cost: an additional \$87,488 a year);
- Deleting the Veteran's Service Representative position (Range 67) (Cost: savings of \$81,010 a year); and,
- Reclassifying the PIO Officer [sic] from an Administrative Analyst III position to a Management Analyst position (Range 80) (cost: an additional \$19,708 a year).

The total additional cost of the change in the office's Authorized Staffing is \$79,781.

Shelter Assistant. The Recommended Budget supports adding a Shelter Assistant to the office's Authorized Staffing in an effort to reduce overtime being worked by the two APAR Shelter Attendants.

Deleting Veteran's Service Representative and adding Veteran's Service Officer. County Code Section 2.30.050 requires the Veteran's Service Officer to be veteran, be a permanent full-time employee of the Sheriff's Department, and hold a P.O.S.T. Advance Certificate. The Veteran's Service Officer must be appointed by the Board of Supervisors from qualifying (e.g., sworn) personnel nominated by the Sheriff. The person appointed receives a 7.5% stipend. Sheriff Hollowell is presently the Veteran's Services Officer as appointed by the Board of Supervisors.

The Sheriff is requesting the Veteran's Service Office be reorganized by creating of a new Veteran's Service Officer position (Range 78), that is fully funded instead of being paid a 7.5% stipend.

And, the Sheriff is requesting that the current incumbent in the Veteran's Service Representative position (Range 67) be appointed as the Veteran's Service Officer in recognition of the work she already does. If approved, this reorganization will result in a \$16,145 savings compared to Fiscal year 2017-2018 costs.

The Recommended Budget supports the request to change the office's Authorized Staffing by deleting the Veteran's Service Representative position, and adding a Veteran's Service Officer position. Since the Veteran's Service Representative position recommended for deletion is currently filled, if the change in Authorized Staffing is approved, the reorganization will result in reclassifying the incumbent to be the Veteran's Service Officer, unless your Board of Supervisors directs that the Veteran's Service Officer position be filled through a competitive recruitment, in which case the incumbent in the Veteran's Service Representative position would have to be laid-off if not selected for the new Veteran's Service Officer position.

If your Board of Supervisors approves the creation of this position, before it can be filled, your Board of Supervisors must first amend the County Code to delete the requirements pertaining to the Veteran's Service Officer holding a valid P.O.S.T. Advance Certificate, and delete the 7.5% stipend provisions. A job description needs to be developed and presented to your Board of Supervisors for approval (unless the County Code is to be referenced as the job description for the Veteran's Service Officer). Pursuant to County Code Section 2.80.055, the new Veteran's Service Officer is expected to be exempt from the County Merit System and will be employed under an at-will employment contract between the County and the person filling the position. The contract must be approved by your Board of Supervisors, and should be administered by the Sheriff.

Reclassifying the PIO Officer [sic] from an Administrative Analyst III to a Management Analyst. The Administrative Analyst position was added to the Authorized Staffing in the Sheriff's office as part of the Fiscal Year 2007-2008 Budget as described on pages 9 and 10 of that year's Budget Message:

Sheriff

- *As discussed above, the Recommended Budget endorses adding a new Administrative Analyst position in the Sheriff-General budget, and changing the authorized strength to convert a Deputy to Sergeant position in the Sheriff-Safety budget. Together, these new positions will support the administration of the Emergency Services Program, the Work Release Alternative Program, and coordinating training needs within the department. As recommended, both positions are contingent on:*
 - *Using the Criminal Justice Facilities Trust money to fund the Sheriff's Lone Pine Sub-Station and using \$78,984 in AB 443 money to fund the cost of the new positions in FY 2007-08.*
 - *Your Board approving the Work Release Alternative Program*
 - *The Sheriff's Office assuming responsibility for administering the Office of Emergency Services.*
 - *The positions being filled for not more than 9-months in FY 2007-08*
 - *AB 443 funding not being eliminated in the State Budget*

Since being added to the office's Authorized Staffing, the Administrative Analyst position has evolved to serve as the office's Public Information Officer, an assignment to which the incumbent has demonstrated commitment and skill. Subsequently, as part of the Fiscal Year 2016-2017 Budget, an Emergency Services Manager was created in the County Administrator's office, and that position has since been filled and is performing most of the work envisioned as being assigned to the Sheriff's Administrative Analyst when the Analyst position was created in 2007.

The Recommended Budget cannot support this reclassification request for several reasons, including that the Management Analyst job classification series is only available to the Auditor-Controller and County Administrator offices, and the Health and Human Services and Public Works departments. However, the Recommended Budget recognizes that, at the very least, the Administrative Analyst's (aka Public Information Officer's) job description should reflect her actual job responsibilities. This could be accomplished by re-writing the job description to include Public Information Officer duties.

However, recognizing the skill and commitment the Administrative Analyst has exhibited in performing her Public Information Officer duties, her effectiveness on behalf of the Sheriff's office, and the potential to enhance the County's community relations and social media presence and better utilize its new website for public

outreach, the Recommended Budget proposes creating a new Public Information Officer position (Range 78). Because the job duties will include representing the entire County, it is recommended the position be allocated 50/50 to the Authorized Staffing for both the Sheriff's office and County Administrator's office.

If your Board of Supervisors approves the creation of this position, before it can be filled, a job description must be created and presented to your Board of Supervisors for approval. Similar to the Emergency Services Manager position (Range 78) and the proposed Veteran's Service Office position (Range 78), pursuant to County Code Section 2.80.055, the Public Information Officer position (Range 78) is expected to be exempt from the County Merit System and will be employed under an at-will employment contract between the County and the person filling the position. The contract must be approved by your Board of Supervisors, and should be administered jointly by the County Administrator in consultation with the Sheriff.

Treasurer-Tax Collector. As part of the Department Requested Budget, the Treasurer-Tax Collector is requesting that her office's Authorized Staffing be increased by adding one full-time Administrative Analyst III position (Range 72). The total cost of this request is \$104,417 a year.

Last year, as part of her Fiscal Year 2017-2018 Department Requested Budget, the Treasurer-Tax Collector sought to reorganize her office, and increase its Authorized Staffing by reinstating the Assistant Treasurer-Tax Collector position (Range 78) and deleting an Administrative Analyst position (Range 70) which had replaced the Assistant position (at the request of the Treasurer-Tax Collector) in the Fiscal Year 2015-2016 Budget. The cost of this change in Authorized Staffing was estimated at \$17,370 per year. The Treasurer-Tax Collector also requested adding an Office Clerk III to the Authorized Staffing for her office at a cost of \$58,634. The Fiscal Year 2017-2018 Recommended Budget supported the request to reinstate and fund the Assistant Treasurer-Tax Collector position (Range 78) and delete the Administrative Analyst position (Range 70), but the Recommended Budget did not support adding the Office Clerk III to the Authorized Staffing. Overall, the Fiscal Year 2017-2018 Budget resulted in adding higher-level staff, requiring greater skills and having more responsibility, to the Treasurer-Tax Collector office.

In the budget narrative supporting her Fiscal Year 2108-2019 Department Requested budget, the Treasurer-Tax Collector writes that her office

“has been delegated the authority to conduct audits on both Transient Occupancy Tax operators and Cannabis Tax Licensees. In addition, the workload has increased due to the substantial increase of roll changes [from the Assessor’s office] that have been occurring over the past three years. Roll changes cause my office to process the impacted account at least twice if not more, effectively doubling the workload. The treasury continues to increase in both size and efforts. We recently added the OVGA as a depositer in 2018 and the list continues to grow. The staff size of this Department has remained the same since the 1980’s. We have been working at capacity for quite some time now and are requesting assistance and support in the form of additional staff.”

The Recommended Budget recognizes that the office’s workload may have increased, but hopes that the additional high-level staffing that is recommended to be added to the Authorized Staffing for the Assessor office will have the positive effect of reducing the number of roll changes cited by the Treasurer-Tax Collector. It is also hoped that the higher-level Assistant Treasurer-Tax Collector added to the office’s Authorized Staffing in last year’s budget will be able to work with the Treasurer-Tax Collector to manage any higher-level work associated with the increased office activity described in the Treasurer-Tax Collector’s budget narrative.

Nonetheless, the Recommended Budget proposes adding a third Office Technician III position (Range 63) to the office’s Authorized Staffing effective January 1, 2019. The Recommended Budget does not support adding the Administrative Analyst position to the office’s Authorized Staffing. The cost of the Office Technician position for six months is \$39,278. Adding another Office Technician to the two Office Technicians already included in the office’s Authorized Staffing, instead of the Office Clerk requested in last year’s budget, will provide the office greater flexibility in managing its staff.

Waiting until January 2019 to fill the Office Technician position, assuming it is approved, will provide the next County Administrator and your Board of Supervisors an opportunity to evaluate the number of short-term vacation rental approvals and commercial cannabis business licenses that have been issued by the County, and the resulting increase in workload for the Treasure-Tax Collector office,

and ensure that associated the costs, including the new Office Technician position, are fully recovered in the office’s fee schedules.

Water. Consistent with prior direction, the CAO Recommended Budget adds a Deputy Director position to the Water department’s Authorized Staffing. The total cost associated with this addition to the department’s Authorized Staffing is \$118,434 for 10 months.

Similar to the addition of a Deputy Director for the Environmental Health department, the addition of a Deputy Director position in the Authorized Staffing for the Water department supports succession planning in the department.

Prior to this position being filled, your Board must approve the job description. Pursuant to County Code Section 2.80.055(Q.), the Deputy Director position is expected to be exempt from the County Merit System and will be employed under an at-will employment contract between the County and the person filling the position. The contract must be approved by your Board of Supervisors.

Salary Savings

As indicated in the following table, compared to several years ago, balancing the Fiscal Year 2018-2019 CAO Recommended Budget does not rely heavily on the use of salary savings. However, this year’s budget does use more than the salary savings used to balance last year’s budget. This recent trend of using less salary savings (compared to fiscal years 2013-2014 or 2015-2016) is a reflection of the fact that the County continues to enjoy strong recruitments for most vacant positions, meaning that there are fewer General Fund vacancies from which to propose the one-time use of salary savings during the budget preparation process.

Table 9. provides the trend of General Fund salary savings used to balance the Budget over the past six (6) years.

Budgeted Salary Savings History					
FY 2013-2014	FY 2014-2015	FY 2015-2016	FY 2016-2017	FY 2017-2018	FY 2018-2019
\$940,085	\$531,462	\$476,202	\$215,748	\$112,629	\$180,881

Table 9.

Another reason this year's CAO Recommended Budget again shies away from using salary savings to present a balanced budget is that using too much salary savings seems to be creating a false sense of budget security. The use of salary savings – which actually represent ongoing costs in future budgets (unless the positions are going to be eliminated) – has been portrayed in the past as being used for “one-time” expenses. However, as non-personnel costs continue to rise, it becomes increasingly difficult to distinguish between one-time use of salary savings for one-time, non-personnel costs, and the one-time use of ongoing salary and benefit costs to cover other ongoing expenses.

Similarly, the use of salary savings to help balance the budget is assumed to be preferable to eliminating filled positions in tight budget years. However, in terms of planning for long-term fiscal stability, taking salary savings from whichever position(s) happen to be vacant tends to discourage any strategic analysis of which positions are the most critical to meeting the service priorities established by your Board of Supervisors, and which positions could be eliminated.

For example the “second” Deputy CAO position has been left vacant for almost 11 years and has served as a source of considerable salary savings (this year, it is accounting for \$99,732 or 55% of the \$180,881 in salary savings being used to balance the budget). This is a position that should be considered for deletion from the Authorized Staffing, however, that decision is more appropriately left to the next CAO and your Board of Supervisors. This year's budget is predicated on using nine months' salary savings from the Deputy CAO position.

This year's CAO Recommended Budget is able to identify \$180,881 in salary savings to balance the budget. All of the salary savings being recommended for use in the CAO Recommended Budget are generated by vacancies in General Fund positions (excluding Health and Human Services positions) and are conservative in the associated “fill dates.”

The Position Vacancy/Salary Savings Table (Attachment B) identifies salary savings by department and staff position, and shows how many months of salary savings were calculated to realize the anticipated salary savings.

The Position Vacancy/Salary Savings Table does not include salary savings associated with new positions, recommended to be

added to the Authorized Staffing in this year's CAO Recommended Budget but not funded for the entire year.

As mentioned above, in the Fund Balance discussion beginning on page 18, the calculation of CAO Recommended salary savings is usually intentionally conservative. And, for a variety of reasons, the future use of salary savings may – by either necessity or strategy – continue to be less of a tool for balancing budgets in future years.

FISCAL OVERVIEW

General Fund Revenue

The Fiscal Year 2018-2019 Recommended General Fund Budget projects revenue increasing by \$2,189,854, or 3.81%; from \$54,461,199 in last year's Board Approved General Fund Budget to \$56,651,053 in this year's CAO Recommended General Fund Budget, which includes \$2,564,630 in operating transfers into the General Fund.

This year, these Operating Transfers include Federal PILT funding, \$1,842,476, received in June, 2018. (This reflects the PILT Policy adopted by your Board of Supervisors as part of the Fiscal Year 2017-2018 Mid-Year Financial Review whereby Federal Payment In Lieu of Taxes [PILT] payments are deposited in the PILT Trust Fund, outside of the General Fund, and only budgeted as General Fund revenue as an Operating Transfer into the General Fund after the funds of been received.) Excluding the Operating Transfer from the PILT Trust Fund, the amount of Operating Transfers into the General Fund used to balance this year's budget is \$722,154.

This year's budget benefits from continued growth in key revenue streams. Although these positive revenue trajectories are very useful in balancing this year's Recommended Budget, there are concerns, discussed below, about the long-term sustainability of some of the projections. In other words, next year's budget might not replicate the almost 4% growth in General Fund revenues benefitting this year's budget.

Similar to last year, the majority of this year's General Fund revenue growth can be traced to key revenue sources, and Health and Human Services funding. The Recommended Budget cautiously

recognizes the continued growth of these key General Fund revenues as is reflected in this year's revenue projections.

This year's Recommended Budget identifies General Fund revenue increases of \$2,189,854; more than half of which is attributed to steady increases in these key sources:

- Court Fines: up \$160,000;
- SB 90 Claim Reimbursement: up \$100,000;
- Property Taxes: up \$406,862;
- LADWP Contributions: up \$239,960;
- Property Tax in Lieu of VLF: up \$75,000; and,
- Sales Tax: up \$70,500.

The other half of the \$2,189,854 increase in projected General Fund revenue is comprised primarily of increases to Health and Human Services funding, which is restricted to cover designated program costs.

However, in addition to the restricted use of Health and Human Services revenue which cannot easily be used for other General Fund expenses, there are other reasons to not count on all of the growth in this year's General Fund revenue as a "sure thing" next year. This year's projections include \$227,034 in what should be viewed as one-time revenue in the Treasurer-Tax Collector budget. This revenue is attributable to the Treasurer-Tax Collector projecting \$155,000 in revenue from a property tax sale, and the remaining \$72,034 in revenue is associated with a change in the accounting methodology for cost recovery from the Treasury Pool.

Furthermore, both the \$160,000 increase in Court Fines revenue, and the \$100,000 increase in SB 90 Claim revenue, represent a true-up after several years of steady but uncertain growth. While it is hoped that these gains will be maintained in future years' budgets, similar jumps in growth should not be counted on in next year's budget.

As a result of the factors just discussed, it is very unlikely that revenue growth in next year's budget will be as high as this year. In terms of dollars, growth is likely to be closer to \$1,600,000 – \$500,000 less than this year – which would be more in keeping with the revenue growth projections anticipated in Fiscal Year 2017-2018 CAO Recommended Budget. This is why this year's Recommended Budget allocates much of this "one-time" revenue growth to one-time uses such

as the Employee Compensation Smoothing Fund and the Deferred Maintenance budget.

Property tax revenue received by the County from the City of Los Angeles Department of Water and Power (LADWP) is another key source of revenue for the General Fund. The Los Angeles property tax payment accounts for about 48% of the County's secured property tax roll, and is calculated using the Constitutionally-prescribed Phillips Formula. Based on State calculations, this year the LADWP tax payment is increasing by 6.20%. This means that LADWP's tax payments account for approximately \$323,438 of the \$395,462 increase in secured property tax revenue.

Excluding the increase in the value of LADWP property from the secured property tax roll shows the rest of the secured roll growing by 2.72% in comparison to last year's 3.63% growth rate. Since the CPI increase allowed for by Proposition 13 is 1.53%, it appears that part of this year's encouraging growth is due to several significant changes in assessed value of a few properties.

Overall, the County's share of this year's secured property tax revenue is projected to increase by 3.73%, or \$395,462. The growth in the County's share of the secured property tax roll is \$86,565 more than the amount of last year's increase.

In comparison to secured property tax revenue, this year's unsecured property tax revenue remains unpredictable. The unsecured property tax roll is showing an overall increase of 12.91%, or \$160,820 compared to Fiscal Year 2017-2018. However, this additional revenue is not being budgeted in the Fiscal Year 2018-2019 CAO Recommended Budget due to the volatility associated with the unsecured property tax rolls the past couple years. Last year, the County had to refund \$1,096,379 due to negative supplemental changes submitted by the Assessor. So, consistent with other unpredictable revenue trends, the Budget Team takes a conservative approach in an effort to protect the County's bottom line.

So, in addition to concerns about possible changes in the unsecured roll, there is also the ever-present possibility that Coso Geothermal power plant may appeal its tax assessment. As mentioned in previous budget messages, the Coso Geothermal power plant continues to represent a significant portion of the unsecured property tax roll, accounting for 89% of the total unsecured tax roll. Large industrial properties can experience swings in value due to the

complexity of their assessments. However, in counties with more diversified unsecured property tax rolls, growth in other unsecured properties usually offsets some or most of these changes. In Inyo County, the unsecured property tax roll is not diverse and the properties comprising the remaining 11% of the unsecured tax roll are not showing increases in assessed value.

This year, Federal Payment In Lieu of Taxes funding increased by \$37,810. While PILT funding has been relatively stable in recent years, it relies on annual Congressional appropriations and, therefore, the County's continued receipt of this critical funding is therefore always uncertain.

It remains important to acknowledge that, although these General Revenues are critically important to the County General Fund, many of the factors that influence them – such as assessed valuation and acts of Congress – are beyond the control of this Budget and your Board of Supervisors. There is little that can be proactively accomplished to guard against negative potentialities manifesting in the property tax revenue receipts or PILT payments. As a result, this year's Recommended Budget continues to be relatively cautious and conservative in its revenue projections.

The Recommended Budget typically forecasts projected Hotel Transient Occupancy Tax revenue well below the prior year's actuals. The actual revenue falls to Fund Balance where it serves as a buffer and mitigates against revenue shortfalls in other parts of the General Fund Budget, with the remainder comprising a sizeable portion of each year's Fund Balance. This conservative approach also guards against the influence of weather, exchange rates, fuel costs, and other factors beyond the County's control on visitation and associated bed tax receipts.

Last year, the Fiscal Year 2017-2018 Recommended Budget anticipated a possible \$800,000 reduction in TOT revenue due to renovations at the Furnace Creek Resort resulting in rooms being unavailable for guests. To address this projected shortfall, the Recommended Budget reduced TOT revenue projections by \$300,000 compared to the prior year's budget (2016-2017) and assumed the remaining \$500,000 would be absorbed in the "cushion" between budgeted revenue and actual revenue – typically around \$600,000.

Actual TOT revenue for Fiscal Year 2017-2018 is estimated to be \$672,000 more than budgeted projections, however, this is \$584,858

less than actual revenue received in Fiscal Year 2016-2017, and \$372,143 less than the \$957,001 “gap” or “cushion” between budgeted and actual TOT revenue received in Fiscal Year 2016-2017. In other words, whereas last year’s budget was predicated on an \$800,000 reduction in TOT revenue, the actual reduction in TOT revenue appears closer to \$672,000 - a “good” difference of \$128,000. Last year’s modified-conservative approach to budgeting TOT revenue achieved the desired effect: TOT revenue projections were met for Fiscal Year 2017-2018, and actual TOT revenue still resulted in a “cushion” that will contribute to this year’s Fund Balance. A pleasant surprise indeed.

One of the reasons that the cushion between budgeted and actual revenues is as good as it is – and this year’s budget certainly benefits from having that extra TOT revenue contributing to Fund Balance, something that was far from certain last year – is that the construction activities at Furnace Creek fell behind schedule. While that turned out to be good news for last year’s TOT revenue, because rooms were still available to be let to guests, it means that construction is continuing into this fiscal year. Although expected to be completed by October 2018, the Recommended Budget is taking a conservative approach and budgeting the same lower TOT revenue projections included in last year’s budget. These are sufficient to present a balanced budget and will provide some insurance in the event that construction continues into the holidays.

As in years past, beyond the impacts of the Furnace Creek Resort’s reduced occupancy, the County’s TOT revenue will be linked to economic stability or instability in Europe and the strength of the euro, as well as weather conditions. Due to these factors, it is recommended that your Board of Supervisors continue to allow any revenue in excess of projections to remain unbudgeted as a way of bolstering Fund Balance and countering the impacts of shortfalls in other revenue projections.

As part of the Long Term Water Agreement, the County receives a General Fund contribution from LADWP every year for general financial assistance. This annual payment to the General Fund is also subject to the Constitutionally-prescribed Phillips Formula, and is increased each year by that rate. While not often mentioned in budget narratives, it is worth noting that this year the LADWP contribution increased by \$239,960.

In summary, the majority of projected increases in General Revenue in the CAO Recommended Budget are comprised of Property

Tax revenue (\$406,862), SB90 Claims revenue (\$100,000), Fines & Forfeitures (aka Court Fees) revenue (\$160,000), LADWP Contributions revenue (\$239,960), and net of increases and decreases in other revenue codes. Of these, only the LADWP contributions can really be counted on in future years' budgets.

The following graph, *General Fund Revenues by Category*, Figure 1., illustrates the sources of General Fund revenues in the Fiscal Year 2018-2019 Recommended Budget.

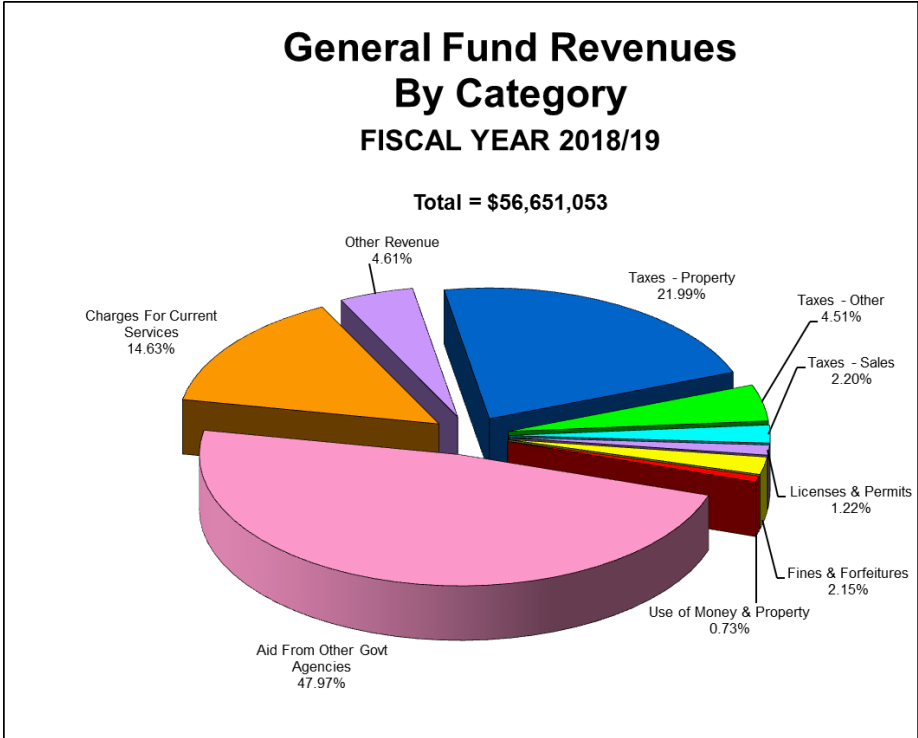


Figure 1.

Looking beyond the General Fund, overall, the Fiscal Year 2018-2019 CAO Recommended Budget projects revenue increasing by \$8,443,617, or 9.6%, from \$88,136,036 in last year's Board Approved Budget to \$96,579,653 this Fiscal Year. The primary reason for this overall increase in revenue is associated with revenue being identified to fund the initial \$7,800,000 payment for the Consolidated Office Building lease should your Board of Supervisors decide to proceed with the project.

Non-General Fund Revenue

The Fiscal Year 2018-2019 Recommended Non-General Fund Budget projects revenue increasing by \$6,257,763, from \$33,674,087 in last year's Board Approved Budget to \$39,928,600 this Recommended Budget.

Most of the increase in non-General Fund revenue can be attributed to identifying and budgeting the funds that will be used for the "Additional Basic Rent" payment, or down payment, for the Consolidated Office Building Project, should your Board of Supervisors elect to approve the lease for this build-to-suit, lease-to-own project later this year. The new Consolidated Office Building budget unit is funded through Operating Transfers from a combination of one-time monies from categorical funds and one-time discretionary funds in proportion to the preliminary space allocation assigned to the funding-department or program area. The Recommended Budget reserves the funds for the Consolidated Office Building project, but does not budget their expenditure since this payment is only due once the building is constructed which is at least 18 months away if your Board of Supervisors indeed approves the lease later this year.

Excluding funds reserved for the Consolidated Office Building, non-General Fund revenue in the Recommended Budget is actually decreased by \$1,542,237 compared to last year's Board Approved Non-General Fund Budget. Half of this decrease in revenue is attributable to the completion of grant-funded airport projects. In addition, last year's budget included a \$206,000 Operating Transfer into the Accumulated Capital Outlay budget, and reflected receipt of a one-time \$250,000 payment from LADWP for mosquito abatement operations undertaken in response to last year's historic runoff and water spreading. So, the decrease in non-General Fund revenue is not necessarily reason for concern; it reflects the normal course of revenue coming and going as projects arise and are completed.

CAO Recommended Budget Overview

The total Fiscal Year 2018-2019 CAO Recommended Budget is \$100,393,501 in expenditures which represents a \$5,772,306, or 6.1%, increase from the Fiscal Year 2017-2018 Board Approved Budget of \$94,621,195 expenditures.

Overall, many of the assumptions associated with this year's revenue projections and expenses are similar to previous years' budgets and discussed later in this report on page 90.

The following graph, *Total County Expenditures*, Figure 2., below, demonstrates the categorical division of the budget, as recommended.

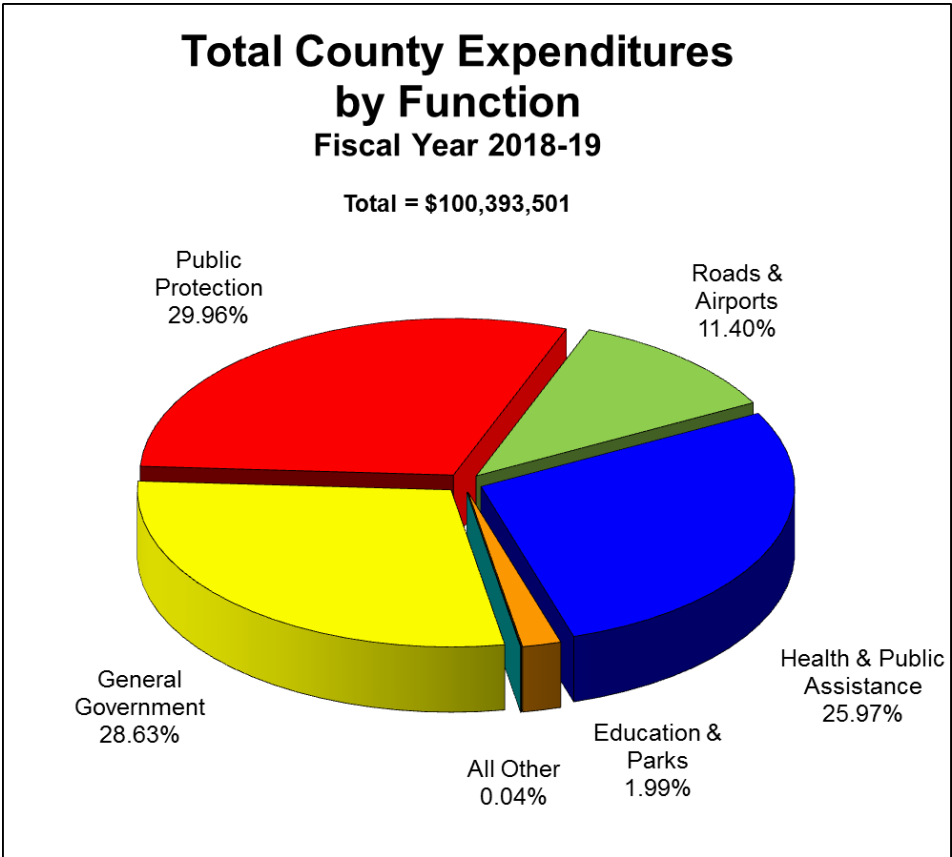


Figure 2.

Recommended Budget: General Fund

The Fiscal Year 2018-2019 Recommended General Fund Budget totals \$60,510,529 in expenditures and \$56,651,053 in revenues. General Fund expenditures represent an increase of \$1,786,540 or 3.04% over the Fiscal Year 2017-2018 Board Approved General Fund Budget of \$58,723,989.

The Auditor-Controller is expected to certify the Fund Balance in the General Fund for the year ending June 30, 2018, at the commencement of Budget Hearings. For purposes of preparing the

Recommended Budget, General Fund Balance is being estimated as \$3,859,476, and this amount is used to balance the Fiscal Year 2018-2019 Recommended General Fund Budget.

The following graph, *General Fund Expenditures by Function*, Figure 3. demonstrates the categorical division of the General Fund Budget, as recommended.

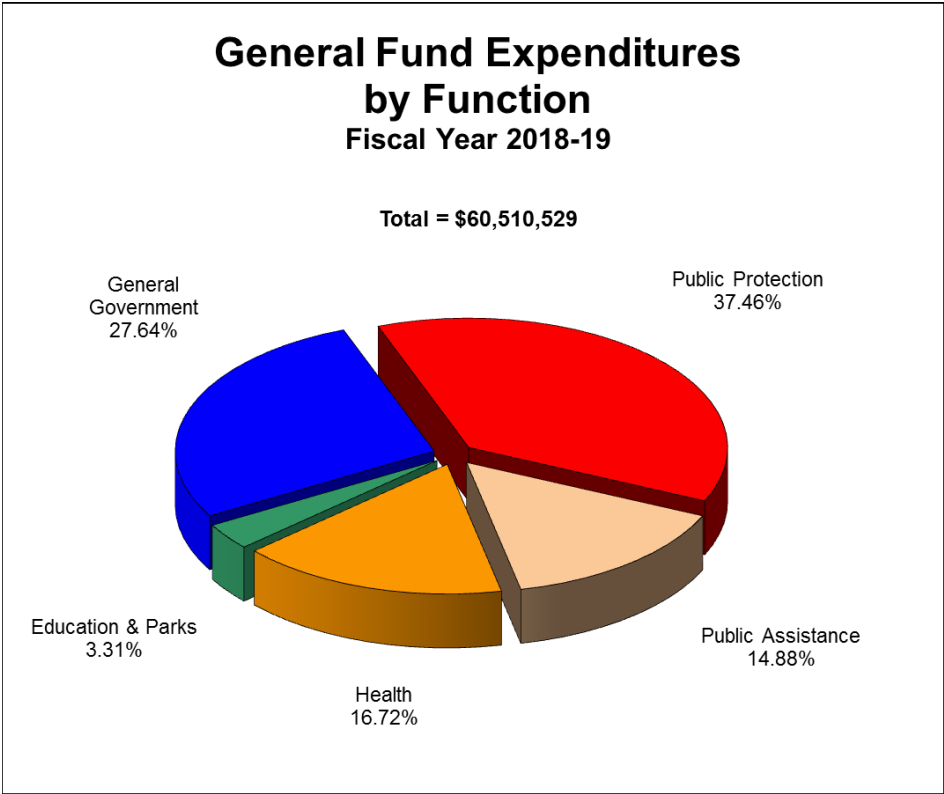


Figure 3.

The sheer number of Operating Transfers that have been made in and out of the General Fund in recent years makes it very difficult to compare changes in revenues and expenditures from one fiscal year to the next.

This year, once again, increases in expenditures are being offset primarily by increases in certain revenues rather than decreases in discretionary expense. However, the reality is that Inyo County can hardly count on increases in revenues to offset ever-increasing costs, nor can it continue to rely on reductions in discretionary expenses to maintain fiscal solvency when costs beyond the control of departments continue to rise.

Changes in General Fund expense categories between the Fiscal Year 2017-2018 Budget and costs in the Fiscal Year 2018-2019 Recommended General Fund Budget are shown in Table 10.

CHANGE IN GENERAL FUND EXPENDITURES BY CATEGORY OF EXPENSE				
Expense Category	FY 2017-18 Board Approved	FY 2018-19 CAO Recommended	Difference	Percent Change
Salaries & Benefits	39,157,643	41,143,463	\$1,985,820	5.07%
Services & Supplies	8,756,484	9,693,588	\$937,104	10.70%
Internal Charges	4,945,323	4,823,645	(\$121,678)	-2.46%
Other Charges	3,806,741	3,881,416	\$74,675	1.96%
Debt Service Principal	66,235	66,899	\$664	1.00%
Debt Service Interest	7,866	7,202	(\$664)	-8.44%
Fixed Assets	62,500	94,000	\$31,500	50.40%
Other Financing Uses	1,251,645	364,582	(\$887,063)	-70.87%
Reserves	669,552	435,734	(\$233,818)	-34.92%
TOTAL	\$58,723,989	\$60,510,529	\$1,786,540	3.04%

Table 10.

Recommended Budget: Non-General Fund

The Fiscal Year 2018-2019 Recommended Non-General Fund Budget totals \$39,882,972 in expenditures and \$39,928,600 in revenues. The surplus in non-General Fund budgets is \$45,628; last year’s gap was \$2,222,369. Including recommended Operating Transfers and funding for the Consolidated Office Building, there is sufficient Fund Balance in these budgets to cover the gap between revenues and expenditures, when the Consolidated Office Building is excluded. As discussed above, and similar to last year, fund balances – not increasing revenue – are (with the notable exception of Road budgets) being relied upon to fund expenses that remain high in some non-General Fund budgets.

Table 11. shows the Operating Transfers being recommended for non-General Fund budgets.

RECOMMENDED GENERAL FUND OPERATING TRANSFERS	
Transfer To	Amount
Deferred Maintenance	\$100,000
Senior Program (ESAAA)	\$55,500
Employee Comp Smoothing Fund	\$174,422
TOTAL	\$329,922
(Last Year's General Fund Operating Transfers Out	\$603,751)

Table 11.

RECOMMENDED CHANGES TO DEPARTMENT REQUESTED BUDGETS

In addition to the differences already discussed, the CAO Recommended Budget differs from the Department Requested Budget as follows. This section of the Recommended Budget will also be used to identify key issues in certain budgets that have not already been discussed.

Non-General Fund Budgets

Accumulated Capital Outlay

The Recommended Budget increases expenditures in Structures and Improvements by \$300,000 for the purchase and improvement of a building in Lone Pine. This County-owned building will be used to deliver Health and Human Services and Probation services and programs. It is expected that these funds will be reimbursed from Health and Human Services and Probation trusts once the property is purchased, improvements designed, and space allocated between the two departments.

The Recommended Budget also makes an Operating Transfers Out to the new Consolidated Office Building budget in the amount of \$2,500,000. This represents the prorated cost of the recommended \$7.8 Million “Additional Basic Rent” payment apportioned to the non-HHS General Fund departments and programs that will have office space in the building and for which use of categorical monies have not been identified. These allocations are based on the preliminary space plan. Once the space plan is finalized, this amount will be adjusted based on the final area assigned to non-HHS General Fund programs for which no categorical funding can be identified.

Consolidated Office Building

The Recommended Budget creates this new budget unit to reserve funding for the recommended \$7.8 million “Additional Basic Rent” payment for the Consolidated Office Building should your Board of Supervisors vote to proceed with the project. The budget is being funded from a combination of categorical and discretionary funds, in proportion to area assigned in the preliminary space plan, to the department or departments associated with the funding source. For

example, Health and Human Services is currently allocated 47.29% of the space in the proposed building, so its realignment funds will be used to pay 47.29% of the \$7.8 million down payment, or \$3,688,008.

Once the space plan is finalized, the costs will be re-apportioned to reflect any changes in allocated space, and categorical monies will be used whenever possible. For now, the Consolidated Office Building budget is funded by the following Operating Transfers In from: the Accumulated Capital Outlay Budget (\$2,500,000); Health and Human Services Realignment Trusts (\$3,688,008); Sheriff AB443 Trust (\$720,600); and, Criminal Justice Realignment Trust (\$891,392).

Use of Criminal Justice Realignment Funds is expected to increase once space for the Area Resource Center (an adult day reporting center) is finalized for the project. Currently, this Fund is only being used to fund the 11.43% of the project assigned to the Probation department. However, in addition to funding some of the Health and Human Services department's space allocation associated with the Area Resource Center, these funds could also be used to pay for some of the District Attorney's space which is currently accounted from the Operating Transfer from the Accumulated Capital Outlay budget.

The Sheriff is currently assigned 9.24% of the space in the building, and this is being funded the \$720,600 Operating Transfer from the County's AB 443 Trust.

Finally, once space allocations are finalized, other categorical monies, such as Child Support Services monies or Criminal Justice Facility Trust funds, can be used to further offset the expenditure of discretionary funds where appropriate.

As noted above, the Recommended Budget reserves the funds for the Consolidated Office Building project, but does not budget any expenditures. The Additional Basic Rent payment is only due once the building is constructed, and that is at least 18 months away from the time your Board of Supervisors approves the lease for the project. The lease is expected to be presented to the Board of Supervisors for consideration in September.

Deferred Maintenance – Public Works

The Recommended Budget provides a \$100,000 Operating Transfers In from the General Fund to support a variety of deferred maintenance projects recommended by the Public Works department and identified in Table 12.

In addition, the Recommended Budget also provides funding for deferred maintenance projects from the following sources, including:

- \$35,000 Operating Transfer In from the Geothermal Royalties Fund replacing the irrigation system at Law Museum; and,
- \$27,000 Operating Transfer In from the Mental Health budget for new flooring at the Progress House facility in Bishop, and new electrical circuits at the Wellness Center Facility; and,
- \$221,000 Operating Transfer In from the Criminal Justice Facilities Trust for the re-piping of the Jail Boiler, re-sealing of the tiles in the Jail showers, and retrofitting of the Jail lights; and,
- \$50,000 Operating Transfer In from the Computer Fund for an additional air conditioning unit and generator to be used as back-up cooling for the Information Services equipment; and
- \$25,000 Operating Transfer In from the Animal Shelter Donation Trust to fund a new roof for the old Animal Shelter; and,
- \$8,000 Operating Transfers In from the Probation Officer Trust to fund the replacement of one HVAC unit at the Juvenile Institution; and
- \$73,255 of fund balance in the Deferred Maintenance Budget will be used to fund exterior paint for the Bishop Library, finalization of the exterior stucco project at the Bishop Senior Center, evaporative coolers for various County facilities, and purchase and installation of equipment to enhance security of the Elections equipment.

Table 12. identifies the deferred maintenance projects recommended by the Public Works department and included in the

CAO Recommended Budget with projected cost estimates and associated funding source.

Recommended Deferred Maintenance		
Public Works Recommended Deferred Maintenance Projects - Funding Request		
Jail Boiler Re-piping	\$160,000	Criminal Justice Funds
Jail Shower Tile Sealing	\$36,000	Criminal Justice Funds
Jail Lighting Project	\$25,000	Criminal Justice Funds
Central Library Flooring/Termites	\$15,000	General Fund
Statham Hall Bathrooms - ADA	\$40,000	General Fund
Lone Pine Library Ramp - ADA	\$10,000	General Fund
Animal Shelter Roof	\$25,000	Shelter Donation Trust
Bishop Library Exterior Paint	\$55,000	Deferred Maint. Fund Balance
Progress House Carpet	\$21,000	Mental Health Funds
Bishop Senior Center Paint	\$7,455	Deferred Maint. Fund Balance
Annex HVAC Design	\$30,000	General Fund
Back up Cooling for IS	\$50,000	Computer Fund
Wellness Center Electrical	\$6,000	Mental Health Funds
Evaporative Cooler	\$800	Deferred Maint. Fund Balance
HVAC Unit at Juvenile Hall	\$8,000	Probation Trust
Election Equipment Security	\$10,000	Deferred Maint. Fund Balance
Laws Irrigation System	\$35,000	Geothermal Funds
Advertising for projects	\$5,000	General Fund

Table 12.

In addition to the new deferred maintenance projects identified above, funds budgeted in previous years' budgets for deferred maintenance projects that have not been completed have been encumbered, and are already appropriated and available for completing those projects.

Employee Compensation Smoothing Fund

The Fiscal Year 2018-2019 CAO Recommended Budget establishes a new Employee Compensation Smoothing Fund containing \$509,859. The County has tendered offers to extend labor agreements with the Deputy Sheriffs Association (DSA) and Inyo County Employees Association (ICEA), by two years and 18 months, respectively. Both offers call for a 2% across-the-board salary increase effective July 1, 2019, and another 2% across-the-board salary increase on July 1, 2020, at a total General Fund cost of \$509,859 (excluding Health and Human Services).

As noted in the Fiscal Overview section above, the anticipated, one-time, and unlikely jumps in General Fund revenue growth that benefit this year's budget are unlikely to be sustained in future years' budgets. So, by utilizing funds remaining and no longer needed in certain trusts identified below, and some of the one-time revenues identified in this year's budget, the Fiscal Year 2018-2019 CAO Recommended Budget proposes establishing a new Employee Compensation Smoothing Fund to identify the funds to pay for the cost of these contract offers, based on current cost estimates, in future years' budgets.

The Employee Compensation Smoothing Fund sits outside the General Fund (to preserve money for use in future years' budgets) but is funded with General Fund monies and other discretionary sources, including:

- \$174,422 Operating Transfers Out from General Revenues and Expenditures; and,
- \$68,806 Operating Transfers Out from the Medicare Payback Trust; and,
- \$119,175 Operating Transfers Out from the Medical Stabilization Fund; and,
- \$147,456 Operating Transfers Out from the Sales & Tax Contingency.

If the proposed contract extensions are not approved by the DSA or ICEA, it is recommended that your Board still establish the Fund, but use the money to help pay for other future staff compensation costs, including considering implementing the results of the Employee Classification Plan review, which must be completed between October 2018 and October 2020. In addition to salary increases, other obvious uses for these funds include paying unfunded pension liability costs, employee health insurance cost increases, and making higher Other Post Employment Benefit (OPEB) Trust contributions.

ESAAA

The Recommended Budget provides an Operating Transfers In from the General Fund of \$55,500 for the required match to receive Eastern Sierra Area Agency on Aging funding from State and Federal agencies. Of note, and a positive one at that, this is the first year that an "overmatch" amount is not needed from the IC-GOLD budget.

Motor Pool Operating

The Recommended Budget provides for a \$680,709 Operating Transfer In from the Motor Pool Replacement budget, discussed below. Of that total, \$318,709 is to pay for the purchase of vehicles budgeted in the Fiscal Year 2017-2018 Motor Pool Operating budget not physically received until this fiscal year. Since these funds were not expended last fiscal year, they remained in the Motor Pool Replacement budget and are available for use this year. The additional \$80,000 is to purchase and equip a new vehicle that will be assigned to the Search and Rescue program.

The Recommended Budget increases the Vehicles object code by \$80,000 for the purchase and equipping of a Search and Rescue vehicle.

Motor Pool Replacement

The Recommended Budget increases the Operating Transfer Out by \$398,709 to pay for the purchase of vehicles budgeted in the Fiscal Year 2017-2018 Motor Pool Operating budget that were not physically received until this fiscal year, and to purchase and up-fit the SAR vehicle discussed above.

Phone System Replacement

The Recommended Budget creates this new budget unit in order to fund the purchase of a new County phone system. The Recommended Budget adds \$350,000 in the Construction in Progress object code to accomplish this goal.

Recycling and Waste Management

As noted above, this is the first time in 12 years that the General Fund has not been required to make an Operating Transfer to the Recycling and Waste Management budget (unless you count the \$1,425,000 in Transaction and Use Tax assigned to this budget even though it is a general tax and could be used for General Fund purposes). The newfound solvency in the Recycling and Waste Management program is due to the decision of your Board of Supervisors to implement a weight-based fee structure at the Bishop-

Sunland Landfill which, thanks to the new scale also supported by your Board of Supervisors, ensures both self-haulers and commercial haulers pay the same rate per ton. The timing could not be better. This year marks the first year of the City of Los Angeles Department of Water and **Power**'s extraordinary 251.96% rent increase demanded for the continued operation of this essential public facility.

In light of the benefits associated with the new scale in Bishop – consistent and accurate and fair charges for all users, better data to demonstrate compliance with recycling laws, etc., etc. – the Recommended Budget adds \$68,552 to the Infrastructure object code to install a similar scale at the Lone Pine Landfill, assuming the City of Los Angeles Department of Water and **Power** will grant the County permission to install it.

The Recommended Budget also increases expenditures in the Professional Services object code by \$10,000 to fund a recycling and reuse school curriculum pilot program featuring Gladys the County's Recyclescope!

The Recommended Budget contemplated adding funds to purchase a compactor for the Lone Pine Landfill at a cost of \$482,000, but has instead modified the budget to increase the Principal on Notes Payable object code by \$105,306 to finance the acquisition. This will require review by the County Financial Advisory Committee, which could recommend seeking a Treasury loan instead of dealer financing. The reason for not purchasing the compactor outright was influenced by caution regarding the possibility that the budget might incur unforeseen costs associated with the eminent domain proceedings against City of Los Angeles Department of Water and **Power** or, possibly, for enhanced gas collection systems. Accordingly, the Recommended Budget also increases the Contingencies object code by \$376,694.

Finally, the Recommended Budget again supports the inclusion of \$522,000 sought in the Department Requested Budget to purchase the three landfill properties in Bishop, Independence and Lone Pine from the City of Los Angeles Department of Water and **Power**.

Liberte'!

Salt Cedar Project

The Recommended Budget increases the Contribution From DWP revenue code by \$11,432 to accurately reflect the amount that will be received for the program this fiscal year.

Water

The Recommended Budget increases Salaries and Benefits by \$118,405 to fund the new Deputy Director position, discussed above in the Personnel section, for 10 months.

General Fund Budgets

Animal Control

The Recommended Budget decreases the Overtime object code by \$2,194, the Standby object code by \$1,733 and the Holiday Overtime object code by \$640 to more accurately reflect the actual expenditures in this budget for the past several years.

The Recommended Budget also reduces the General Operating object code by \$12,356, bringing the amount closer to actual expenditures for the past five years. Additionally, the Utilities object code is reduced by \$1,075, once again to accurately reflect the prior year's actual expenditures.

The Recommended Budget also decreases Motor Pool costs by \$7,595 in alignment with last year's Board Approved amount.

Assessor

The Recommended Budget includes a \$12,000 Operating Transfer In from the Geothermal Royalties budget. This is based on the actual amount of Assessor's time spent on performing in-house appraisals of the Coso Geothermal power plant in the previous fiscal year.

The Recommended Budget also increases the Operating Transfer In from the Geothermal Royalties budget by another \$65,000, and then adds \$65,000 to the Assessor budget's Contingencies object code. This will make funding available, with a 4/5ths vote of your Board of Supervisors, should the Assessor decide to resume contracting with Harold W. Bertholf, Inc. or a similar consultant for Coso Geothermal appraisal services. The Assessor terminated his contract with Harold W. Bertholf, Inc. in Fiscal Year 2015-2016, indicating he believes the appraisals could be better and less expensively performed by department staff. It is the Assessor's sole prerogative as to how his office will perform these seemingly complex appraisals. However, given the recent declines in the assessed value of the Coso Geothermal power plant, it is prudent for the Recommended Budget to appropriate funding for this task, should the Assessor decide to seek such consulting services.

The Recommended Budget increases the Miscellaneous Revenue object code by \$1,700 to reflect increases in this revenue code over the past five years. The Travel Expense object code is reduced by \$5,406, which still leaves \$10,000 for the fiscal year so that the new staff are able to attend required trainings.

Finally the Salary and Benefits object codes have been increased by a total of \$113,144 in support of the positions being recommended and described above in the Employee Costs & Personnel Actions section.

Building and Safety

The Recommended Budget decreases the Overtime object code by \$1,000 based on the past several years' actual expenditures. Additionally, the Travel Expense object code is reduced by \$540 to bring the amount in line with the prior year's Board Approved amount.

Board of Supervisors

The Recommended Budget adds \$5,000 to the Other Agency Contributions object code to allow your Board of Supervisors to sponsor the Annual Search and Rescue Dinner (but not purchase alcohol).

The Recommended Budget also adds \$114,996 to the Salaries and Benefits object category to reserve funding in the event your Board

of Supervisors is inclined to look at changing Board of Supervisors compensation later this year. While that is never an easy or well-timed conversation to have (although, having the money available in the budget might serve to assuage some of the ensuing concerns), it is warranted. Records show the Board has not had a salary increase, outside of Cost of Living Adjustments, in at least 25 years.

Approving this funding in the budget does not bind or otherwise commit your Board of Supervisors to reviewing its compensation. That public process, should your Board decide to undertake it, is prescribed by State statute and the County Counsel can guide your Board and the County Administrator through the requirements and intricacies and options. Similarly, the amount added to this budget to allow your Board of Supervisors to consider reviewing its compensation without worrying about funding, does not constitute a recommendation or endorsement of what compensation adjustment should be made; it is simply a placeholder for a future public discussion.

Finally, the Recommended Budget adds \$25,000 to the Contingencies object code to allow your Board of Supervisors, in conjunction with other members of the Joint Powers Agreement for Eastern Sierra Council of Governments, to consider contributing \$25,000 for the ESCOG to hire its own, dedicated staff.

The Financial Provisions section of the Amended Joint Powers Agreement for establishing ESCOG (1998) state:

2.05. FINANCIAL PROVISIONS.

Each regular member shall contribute to the administrative support of the COG. Administrative support is understood as those costs, expenditures and obligations which maintain one (1) agency on a daily operating basis. Administrative support shall be provided on an in-kind basis and each agency's contributions to in-kind administrative time and support shall be accounted for. It is intended that each regular member agency will provide 25% of the administrative support of the COG. All financial provisions other than administrative shall be on an individual project basis. The COG shall adopt a fiscal year to commence on July 1 of each year and terminate on June 30 of the following year. The Treasurer of the Town of Mammoth Lakes is designated depository of this Agency (G.C. 6505.5). Nothing contained in this Joint Powers Agreement shall bind any member to a financial commitment on behalf of the COG.

Until two or three years ago, the ESCOG met quarterly and administrative support was rotated annually among staff from each of the four member agencies. Inyo County staff estimates its time expenditure for staffing the ESCOG when it convened four quarterly meetings a year was 12 to 15 hours per meeting, or 60 hours per year.

In recent years, the ESCOG Board of Directors has increased the numbers of meetings it has every year, undertaken additional meetings requiring staff support as a result of its sponsorship of the Inyo Mono Broadband Consortium, and pursued other initiatives requiring staff support from one or more member agencies. All of these actions have had the effect of directly increasing the administrative support required for the ESCOG, however, this has occurred without the ESCOG directly identifying these additional costs to, or seeking approval for additional costs from, the governing boards of the four member agencies.

Because administrative support is expected to be in-kind, and because staff responsible for providing the administrative support is rotated among members every year, the financial provisions of the JPA have become out-of-whack. Some members, particularly the City of Bishop, appear to be providing much more in-kind administrative support than other members (say Inyo County, for example) have provided in the past, or should be expected to provide in the future without approval from your Board of Supervisors and the other governing bodies. Based on the 12 to 15 hours of staff time spent per meeting mentioned above, the current frequency with which ESCOG and Inyo Mono County Broadband Consortium-related meetings are being held could see staff time easily exceeding 120 hours a year.

In addition to creating inequalities in the contribution of in-kind administrative support required by the Joint Powers Agreement, the manner in which ESCOG has recently evolved has made any kind of “accounting” to ensure each member is contributing equally to the administrative support problematic if not impossible.

For these reasons, it is recommended your Board of Supervisors consider:

- 1) In agreement with the other members, making a financial contribution to ESCOG to fund and hire its own, independent staff; or,
- 2) In agreement with the other members, consider returning the ESCOG to a regional body that meets quarterly and, outside of

this – through the members – identifies equal funding and staff resources on an individual project basis as contemplated in the Joint Powers Agreement; and, common to either of these alternatives,

- 3) Adopt a policy where the ESCOG does not pursue any project, program, or policy initiative unless the project, program, or policy is first brought before the ESCOG with a detailed analysis and recommendation sponsored by one of the members through an affirmative vote of that member's board or council, and then the ESCOG votes to refer it to a vote so each of its members.

CAO – General

The Recommended Budget reduces Salary and Benefit costs by \$15,602 to represent 2 months of salary savings for the vacant Assistant to the CAO position. The Recommended Budget also adds \$40,012 to fund 50% of the time for the recommended PIO position described in the Employee Costs & Personnel Actions section.

Contingencies

As proposed, the Recommended Budget leaves \$41,017 in the General Fund Contingencies budget. The Fiscal Year 2017-2018 CAO Recommended Budget proposed \$17,117 in Contingencies, and your Board of Supervisors increased the amount to \$129,835 in the Board Approved Budget by using unbudgeted Fund Balance determined to be available for this purpose during last year's Budget Hearings.

In Fiscal Year 2017-2018, it was necessary to use a total of \$139,718 from General Fund Contingencies during the fiscal year. This was possible because, after your Board adopted the Board Approved Budget, General Fund monies associated with encumbered contracts are moved to the Contingencies budget if a department subsequently unencumbers the contract.

Your Board of Supervisors will have an opportunity to consider increasing the amount of General Fund Contingencies in this year's Budget, using a process similar to last year's, if the amount of General Fund Balance certified by the Auditor-Controller during the beginning of Budget Hearings is more than the \$3,859,476 in Fund Balance being relied on to balance the CAO Recommended Budget. Alternately, your

Board of Supervisors could increase Contingencies by decreasing appropriations in other General Fund budget units.

County Clerk – General

In consultation with the Clerk-Recorder, the Recommended Budget increases Real Property Transfer Tax revenue by \$10,000 and Recording Fees revenue by \$1,000 to more accurately reflect the amount of revenue the office received from these sources last year.

County Library

The Recommended Budget adds \$2,000 to the Holiday Overtime object code and decreases the Overtime object code by \$4,345 based on the prior year's actual expenditures.

The Recommended Budget decreases the Office & Other Equipment < \$5,000 object code by \$2,155, effectively removing the expense for computers since these are included in the Tech Refresh program. The General Operating object code is reduced by \$1,327 to bring it in line with last year's Board Approved amount.

District Attorney – General

The Recommended Budget reduces the Overtime object code by \$2,500; the Travel Expense object code by \$6,075; and the Utilities object code by \$5,872 to better approximate the amount used in previous years' Board Approved Budgets. Additionally, Salary and Benefit costs have been reduced by an additional \$8,116 to represent 3 months of salary savings from the vacant BPAR Legal Secretary position.

Elections

The Recommended Budget increases Office & Other Equip < \$5,000 by \$8,000 for the purchase of additional equipment that is required for the new Elections Voting system that was recently acquired.

General Revenues and Expenditures

The Recommended Budget provides an Operating Transfer Out from the General Revenues & Expenditures budget as described in the discussion of the budgets receiving the Operating Transfers In on Table 11.

Information Services

The Recommended Budget increases expenses in the Maintenance of Computer Systems expenditure code by \$7,775 in order to purchase one additional PAMS license for the additional staff that is being recommended in the Assessors' office. Also, the Utilities expenditure code is being reduced by \$11,280 based on the previous year's actual expenditure amounts.

Jail – CAD/RMS

The Recommended Budget provides an Operating Transfer In of \$21,510 from the Criminal Justice Facilities Trust to pay for the cost of the RIMS Maintenance Contract in lieu of using General Fund monies or AB 443 funds for this purpose. Seven years ago, monies in the 911 Trust were available for this contract, but those funds have been expended. The 911 Trust will be monitored for its ability to resume funding these costs in the future.

Additionally, the Recommended Budget supports a second Operating Transfer In from the Warrant Trust in the amount of \$1,785 to provide connectivity between CAD/RMS and the Superior Court's new criminal justice case management system.

Jail – General

The Recommended Budget makes a \$23,570 Operating Transfer In from the Criminal Justice Facilities Trust to fund the Siemen's maintenance contract for Jail operations.

The Recommended Budget increases revenues in the State – Public Safety Services revenue code by \$20,000 based on the actual revenue received this year. Additionally, the AB443 – Sheriff revenue

object code is increased by \$19,264 to correctly reflect the agreed upon amount to fund three Correctional Officer positions.

Salary and Benefit costs have been reduced by \$20,282 to represent three months of salary savings from one vacant Correctional Officer position.

Based also on last year's costs as well as stated department needs, the Recommended Budget decreases the Personal & Safety Equipment object code by \$9,920, the Maintenance of Equipment object code by \$500, the Professional Services object code by \$1,267, the Rents & Leases-Equipment object code by \$500, and the General Operating object code by \$1,926.

The Recommended Budget also decreases the department requested Travel Expenses – Required object code by \$32,802 and increases the Travel Expenses object code by \$19,812, for a total reduction between the two object codes of \$12,990. The Travel Expense – Required object code is no longer being utilized, and the total overall reduction brings the amount back to the funding provided in last year's Board Approved Budget.

Jail – Safety Personnel

The Recommended Budget reduces the Overtime object code by \$30,969 to match the amount included in prior years' Board Approved budgets. Additionally, the Standby object code is reduced by \$4,517 and the 4850 Time – Workers Comp object code is reduced by \$2,500 based on the actual expenditures from the previous fiscal year.

Jail – STC

The Recommended Budget reduces the Travel Expense – Required object code by \$53,564, and increases the Travel Expense object code by \$46,851 for a total reduction between the two object codes of \$6,713. The Travel Expense – Required object code is no longer in use, and the reduction aligns the budget with the amount included in last year's Board Approved Budget.

Jail – Security Project

The Recommended Budget supports (and appreciates) the Sheriff's request for an Operating Transfer In from the AB 443 Trust to fund \$48,218 in annual Jail security system and equipment upgrade costs.

Juvenile Institutions

The Recommended Budget makes a \$7,242 Operating Transfer In from the Criminal Justice Facilities Trust to pay for the cost of the maintenance contract for the Juvenile Hall fire suppression system.

The Recommended Budget also reduces Salary and Benefit costs by \$17,406 to represent three months of salary savings from one vacant Rehabilitation Specialist position.

Kitchen Services

The Recommended Budget decreases the Holiday Overtime object code by \$1,603, the Personal and Safety Equipment object code by \$2,800, and the Maintenance of Equipment object code by \$1,500 based on the prior year's actual expenditures.

Law Library

The Recommended Budget increases Law Library fines by \$1,000 to more accurately represent the actual revenue received in the previous fiscal year.

Maintenance – Building & Grounds

The Recommended Budget makes a \$17,000 Operating Transfer In from the Criminal Justice Facilities Trust: \$10,000 for eligible facility expenses at the Jail; and, \$7,000 for eligible facility expenses at the Juvenile Hall.

The Recommended Budget decreases the General Operating object code by \$2,200 based on expenditures the past five years.

Out-of-County Juvenile Hall

Overall, the Probation department reduced its requested Out of County Juvenile Hall budget by \$5,056, in Motor Pool charges. This results in the Department Requested Budget being \$239,525, compared to the \$244,581 included in last year's Board Approved Budget. As of June 30, 2018, last year's out-of-county placements only required using \$182,585 from this budget.

The Requested Budget is based on the following assumptions:

- Four (4) staff members on call each day to ensure availability for needed transports or required holds.
- 144 total roundtrips for transporting detained youth to/from the El Dorado County placement facility. In Fiscal Year 2017-2018 there were a total of 67 round trips to facilities.
- Daily facility placement costs based on the equivalent of three (3) juveniles placed in a facility for a full year. In Fiscal Year 2017-2018, 300 full days were utilized at placements.
- No mid-week 72-hour holds.

Parks

The Recommended Budget makes a \$158,500 Operating Transfer In from the Geothermal Royalties budget to support eligible parks projects and reduce General Fund expense. In small part, these funds should be used for converting a portion of Lone Pine's Spainhower Park to a dog park, and removing the fencing and building a small stage around the new train boxcar at Dehy Park in Independence.

Probation

The Recommended Budget increases revenue in the State – Public Safety Services revenue code by \$5,000 to more accurately reflect the actual amount of revenue received over the past several years.

The Recommended Budget reduces Salary and Benefit costs by \$13,396 to represent two months of salary savings from the vacant Administrative Legal Secretary position.

The Recommended Budget decreases expense in the Personal & Safety Equipment object code by \$2,000 to more accurately reflect amounts spent in the past five years.

Public Administrator-Public Guardian

The Recommended Budget makes a \$21,100 Operating Transfer In from the Computer Fund to facilitate the purchase of an accounting software system for guardianships and conservatorships that is designed for the special issues of Public Administrator-Public Guardian. The software includes features that will generate financial reports and time study reports to maximize fees that are based on time spent on each case, court accounting, taxes, MediCare, Medi-Cal management, Social Security accountings, phone logs, etc.

The Recommended Budget increases Professional Services by \$3,600 and Equipment by \$17,500 for the actual purchase and set-up of the new accounting software.

Sheriff – General

Similar to the last several years, with the Sheriff's concurrence, the Recommended Budget recognizes the possible use of AB 443 funds to offset department expenses that might otherwise not be funded in the Recommended Budget. The Recommended Budget provides for a \$300,000 Operating Transfers In from the AB 443 Trust. As in past years, this funding will only be transferred into the budget as necessary to meet revenue projections in relation to actual expenditures (e.g., maintain Net County Cost).

The Recommended Budget increases revenues in the State – Public Safety Services revenue code by \$30,000 based on the actual revenue received this year. The Recommended Budget also accelerates recognition of \$24,408 in COPS funding from the COPS Trust.

The Recommended Budget decreases requested Overtime expense by \$10,044 and Holiday Overtime expense by \$595 based on actual expenses last fiscal year.

The Maintenance of Equipment object code in the Department Requested Budget includes \$25,000 for radio maintenance costs associated with a contract with the State of California for “as needed” repairs to radio communications sites. Similar to the past two years, the Recommended Budget reduces this amount by \$15,000 but acknowledges that additional funds may need to be appropriated later in the year if actual radio maintenance costs charged to this contract exceed \$10,000 this Fiscal Year. Additionally, the Recommended Budget further reduces this object code by an additional \$2,330 based on last year’s actual expenses. These changes notwithstanding, the \$20,000 recommended for Maintenance of Equipment expense is still \$11,133 higher than last year’s actual expenses.

Additionally, the Recommended Budget reduces expenses in Maintenance of Equipment – Materials by \$600 based on actual expenses for the past five years.

The Professional Services object code is being reduced by \$8,000, as this was budgeted by the department for designing a new web page. This is unnecessary as Information Services is moving forward with a County-wide website redesign, which will include the Sheriff’s office.

Based on last year’s actuals, the Recommended Budget is reducing the Utilities object code by \$8,660, and the General Operating Expense object code by \$31,430.

Finally, although the Recommended Budget reduces costs in the Travel Expense – Required object code by \$84,638; this funding is simply being moved to the Travel Expense object code since the Travel Expense – Required object code is no longer in use.

Sheriff – Safety Personnel

The Recommended Budget decreases the Overtime object code by \$25,792 to match the amount included in prior years’ Board Approved budgets. Additionally the 4850 Time – Workers Comp object code is reduced by \$5,000 based on the prior year’s actual expenditures.

Veterans Service Officer

The Recommended Budget increases Aid From Mono County by \$6,095 to accurately reflect the 1/3 amount of budgeted expenditures that will be charged to Mono County.

The Recommended Budget decreases the General Operating Expense object code by \$1,080, the Travel Expense object code by \$15,930, and increases the Motor Pool object code by \$4,686 based on actual expenditures from the past five years, and to match the amounts included in the prior years' Board Approved budgets.

RESERVES, OPEB TRUST, AND CONTINGENCIES

Reserves

As discussed above, and similar to many previous CAO Recommended Budgets, this CAO Recommended Budget **does not** allocate any contributions to the General Reserve Fund or Economic Stabilization Fund. Indeed, the ability of County budgets to add to reserve funds, and maintain already-stretched day-to-day County operations has been a slow and very incremental process over the past 20 years. As a result, the only growth the County's two reserve funds are projected to experience this year is interest income that accrues in each fund. Table 13. shows the contributions the County has been able to make to its General Reserve Fund and Economic Stabilization Fund over the past 6 years.

Economic Stabilization Fund and General Reserve Fund Contributions History						
Fund Names	FY 2012-2013	FY 2013-2014	FY 2014-2015	FY 2015-2016	FY 2016-2017	FY 2017-2018
Economic Stabilization	\$9,529	\$29,420	-\$991,878	\$15,849	\$26,504	\$99,877
General Reserve	\$4,756	\$4,018	\$1,105,974	\$15,967	\$26,702	\$100,077

Table 13.

The General Reserve Fund Balance is \$3,294,646, about 5.4% of this year's projected General Fund expenditures. The County General Reserve Policy, adopted in the 1990s, states,

The County should maintain an annual General Reserve Fund level of at least 3% of total current fiscal year General Fund expenditures in order to be able to adequately address

unexpected emergency revenue shortfalls and/or expenditures requirements.

However, as part of the bond rating that Moody's assigned to Inyo County for its 1999 Refunding of Certificates of Participation, the rating firm noted,

Establishment of a formal reserve policy provides modest credit benefits, even though the minimum general fund reserve of 3% of current general fund levels is somewhat weak. County officials expect to maintain actual reserve levels at a minimum of 15% in the near future.

Well, it's 19 years later and the County's General Reserve is only a third of the way to meeting the reserve levels committed to almost two decades ago. Of course, subsequent to Moody's 1999 rating, and following the CRASH of 2008, most rating agencies began advising local government that they need to maintain reserves between 35% and 50% of their annual General Fund expenditures.

OPEB Trust

The CAO Recommended Budget does propose a \$100,000 contribution to the County's OPEB Trust for future retiree health costs. Typically, it is necessary to wait to consider making OPEB Trust contributions until the Auditor-Controller certifies year-end Fund Balance and, if higher than projected in the CAO Recommended Budget, your Board of Supervisors has the opportunity to fund additional needs from any unbudgeted General Fund Balance.

This year, the Recommended Budget includes \$2,596,474 to fund the County's "pay-as-you-go" charges for current retiree health care costs – slightly below the amount included in last year's Board Approved Budget. Since it is not necessary to budget additional pay-as-you-go in this year's budget, it seems prudent to use the money the County would normally have to pay toward increasing pay-as-you-go retiree healthcare costs (based on recent trends) toward future retiree healthcare costs. Table 14. shows the County's pay-as-you-go retiree healthcare costs for the past six (6) years.

Actual Annual Retiree Health Benefits "Pay-As-You-Go" History					
FY 2012-2013	FY 2013-2014	FY 2014-2015	FY 2015-2016	FY 2016-2017	FY 2017-2018
\$1,147,072	\$1,344,261	\$ 1,624,096	\$2,007,306	\$ 2,308,523	\$ 2,491,593
Increase (%)	17.2%	20.8%	23.6%	15.0%	7.9%

Table 14.

Your Board of Supervisors is reminded that the County's current UAL for the retiree healthcare benefit is estimated at \$41,187,943. The OPEB Trust, established in Fiscal Year 2009-2010, represents the County's efforts to begin proactively paying down this unfunded liability, similar to actions your Board of Supervisors was forced to take relative to CalPERS unfunded liability charges earlier this year.

The OPEB Trust has a balance of \$6,702,527 as of June 30, 2018.

Contingencies

General Fund Contingencies are \$41,017, which is higher than the \$17,117 amount included in last year's Recommended Budget. As discussed above, last year the Board Approved Budget ultimately totaled \$129,835 in Contingencies and Contingencies grew to \$269,553 during the year. The County required the use of \$139,718 from General Fund Contingencies during Fiscal Year 2017-2018.

Ideally, the Budget should provide allocations for all of these uses and needs: Reserves; OPEB Trust; Future Debt Service; and, Contingencies. Depending on the Fund Balance certified by the Auditor-Controller at the commencement of Budget Hearings, and/or how Budget Hearing deliberations progress, your Board of Supervisors may choose to increase contributions to one or more of these purposes as part of its adoption of the Final Budget. And, depending on the ultimate cost of some of the initiatives funded in this Budget, it may be possible to increase contributions to one or more of these uses through budget amendments later in the fiscal year.

ASSUMPTIONS, KNOWN CHANGES, AND OUTSTANDING ISSUES

Assumptions

In addition to relying on the accuracy of revenue projections and expense needs in the Department Requested Budget, the CAO Recommended Budget is based on certain assumptions – usually hoping that negative things do not materialize during the fiscal year – and not without inherent risks.

Some of the assumptions relied on in balancing the Fiscal Year 2018-2019 Budget include:

- The Auditor-Controller will certify Fiscal Year 2017-2018 General Fund Balance, as of June 30, 2018, at or above \$3,859,476.
- Ratepayers will not vote to oppose changes in the rate schedules for the three County-operated town water systems. The new rates are necessary to ensure continued operation and solvency of these water systems.
- There will be no significant reductions to or elimination of Federal funding streams. (Funds for Health and Human Services programs continue to appear particularly at risk.)
- Actual Hotel Transient Occupancy Tax revenue received this Fiscal Year will continue to exceed budget projections which remain the same as included in last year's Board Approved Budget, and Furnace Creek construction activities will conclude before the end of 2018 with all resort rooms being available to let to guests.
- The cost of detaining juvenile offenders in out-of-county facilities will not exceed \$239,525, based on the cost of the assumptions identified on page 87.
- No waivers of costs that may be requested by special districts.
- Your Board of Supervisors approving a full-cost recovery rate schedule for the administration and regulation of commercial cannabis activities.

- The Recommended Budget does not attempt to project or rely on new revenue from the implementation of Measure I, which established a County commercial cannabis tax. As noted below it is recommended that your Board of Supervisors adopt a policy regarding commercial cannabis tax revenue whereby, for the next five years (with the policy sun-setting after that), all commercial cannabis tax proceeds be deposited in a separate trust and only budgeted for one-time expenses until the long-term viability of this new industry (and associated tax receipts) can be evaluated.
- No new fees, other than Town Water System charges. This Budget does not anticipate or rely on increases to fees that may be proposed by departments but have not yet been approved by your Board.
- Markets will remain strong and Treasury interest earnings will continue to increase.
- Implementation of the Community Corrections Partnership Plan will: (1) conform to the County's AB 109 principles adopted in previous years' budgets and recommended again here (page 99); and, (2) through the budget authority vested solely in the Board of Supervisors, be required to live within its means – which are limited to State funding allocations – and not rely on contributions from other County funding sources. (Ideally, the CCP Plan should propose programs that reallocate, and better use existing County resources with a premium on using non-General Fund resources.)
- The State not unveiling new realignment schemes that make counties responsible for providing additional, under-funded services.
- State funding to counties will not be reduced, or adversely affected, by demands of other branches of government on the Legislature to increase their funding at the expense of counties.
- The cost of new County programs and services (like regulation of commercial cannabis enterprises) being self-funding through appropriate fees, and existing County programs and services maintaining or improving current cost-recovery ratios (not losing ground).

- Receiving no new geothermal royalty payments.
- No additional costs, beyond the \$271,000 budgeted for Tecopa Sewage Lagoon modifications, or new regulatory requirements affecting the Tecopa operation.
- No litigation decisions, including payments of attorneys' fees, adverse to Inyo County.
- State Airport Improvement Program (AIP) Matching Grants funds being available to offset a portion of the County's match requirements for FAA grants included in this budget.
- No loss of grant funding for existing projects.
- Continuing to pay a disproportionate amount of undesignated court fee revenue to the State.
- Receiving no Indian Gaming Special Distribution Fund grant revenue.
- Departments will meet or exceed their revenue projections, and manage their expenditures within the appropriation limits established by your Board.
- Department heads will carefully monitor their Board Approved budgets, and State and Federal budget actions – including realignment proposals – and promptly inform your Board and the County Administrator of reductions, or anticipated reductions, in revenues and propose implementing corresponding reductions in expenditures.

Known Changes

As noted in the Introduction, this CAO Recommended Budget is being prepared by one County Administrator and will be presented during Budget Hearings by a different one. The new County Administrator may and should be expected to recommend modifications to this budget that he believes appropriate or desirable.

Otherwise, the actual amount of Fund Balance that will ultimately be certified by the Auditor-Controller is the only known possible change that will need to be addressed by your Board of

Supervisors prior to voting to approve the Fiscal Year 2018-2019 County Budget.

If further changes are identified after publication of this Fiscal Year 2018-2019 CAO Recommended Budget, they may be the subject of an addendum to the Budget, or “walked on” during Budget Hearings or during your Board of Supervisors’ adoption of the Final Budget.

Fund Balance

The Fund Balance available to balance this year’s Budget will most likely change at the commencement of Budget Hearings when the Auditor-Controller certifies General Fund Balance for the Fiscal Year ending June 30, 2018. The reliance on Fund Balance to balance the County Budget requires that a “placeholder” estimate for Fund Balance be used in preparing the CAO Recommended Budget, and then adjustments be made to the CAO Recommended Budget depending on whether certified Fund Balance is higher or lower than the placeholder amount. This year, the Recommended Budget was prepared using a “Fund Balance placeholder” of \$3,859,476. This is the same amount of Fund Balance used to balance last year’s Recommended Budget, and the amount of certified Fund Balance ultimately relied on to balance the Fiscal Year 2016-2017 Board Approved Budget.

If certified Fund Balance is below the \$3,859,476 relied upon to prepare this CAO Recommended Budget, your Board of Supervisors will need to make a corresponding reduction in expenses, or increases in revenue, to adopt a balanced budget.

If the Fund Balance certified by the Auditor-Controller exceeds \$3,859,476, your Board of Supervisors will want to consider appropriating the additional funds to one or more of the following needs:

- Other priorities of your Board of Supervisors, identified during budget hearings for which funding is not identified in the CAO Recommended Budget.*
- General Fund Contingencies
- Computer System Fund
- Accumulated Capital Outlay (e.g., reserve former debt-service payments for future capital projects)
- Economic Stabilization Fund
- General Reserve Fund

*As is the case in every CAO Recommended Budget, it is strongly recommended that your Board of Supervisors treat Fund Balance, and especially additional or un-budgeted Fund Balance, as one-time revenue and use it to fund one-time costs. One reason to refrain from using any additional General Fund Balance that may materialize for funding ongoing costs, or de facto ongoing costs in the County budget, is that Fund Balance is more like one-time funding in that it is not consistent and cannot always be counted on to increase.

If the Auditor-Controller certifies additional Fund Balance above \$3,859,476, it is recommended that your Board consider employing measures similar to those it employed in appropriating the “extra” or unbudgeted Fund Balance in last year’s Board Approved Budget and allocate the difference equally to:

- 1) Economic Stabilization Fund
- 2) General Reserve Fund
- 3) Accumulated Capital Outlay (e.g., reserve former debt-service payments for future capital projects)
- 4) OPEB Trust
- 5) Computer System Fund
- 6) General Fund Contingencies

Outstanding Issues

Funding for the continued operation of the three Town Water Systems, discussed below, is the most immediate outstanding issue confronting this year’s budget. Other issues, discussed at length in previous year’s budgets and in last year’s Mid-Year and Third Quarter financial reports, are identified below and could have significant impacts on this year’s or, more likely future years’ budget.

Town Water Systems Solvency

As noted above, **both the Department Requested and Recommended Budget for the Lone Pine, Independence and Laws town water systems are predicated on ratepayers approving changes in town water system fees.** If these rate changes are rejected, your Board of Supervisors will face difficult decisions regarding how the town water systems can and should be operated.

The Mid-Year Financial Report, approved by your Board of Supervisors on February 27, 2018, increased expenses in the Independence – Water System budget by \$90,251 to fund ongoing emergency operation of the Independence Town Water System. This was accomplished by using almost all available fund balances in all three of the town water system budgets.

At the time, your Board of Supervisors was alerted:

These budget actions only provide funding for the emergency operation of the Independence Town Water System through the end of the fiscal year, and fully depletes the fund balances in the Independence – Town Water System, Independence Water Upgrade, and Lone Pine Water Upgrade budgets.

As part of the Third Quarter Financial Review approved by your Board of Supervisors on May 8, 2018, it was necessary to fund another \$85,551 to cover the cost of additional Road Department and other billings associated with the County's initial response to the failure of Independence water system's transmission main. Since the water systems budgets had been fully depleted in February to fund the emergency operation of the Independence Town Water System, it was necessary to pay for these new additional costs with an Operating Transfer In from the Water Systems Trust. This utilized most of the remaining funds the Board of Supervisors transferred to Water Systems Trust, from the Water Projects Trust in 2012 to fund the potential need to pay Los Angeles Department of Water and Power up to \$211,885 for water use that LADWP claims exceeded the annual Town Water System allotments provided for in the Long Term Water Agreement.

The Town Water System Trust has \$57,741 in available Fund Balance. In comparison, this year's budget identifies \$123,616 as the amount of new funding necessary to ensure the continued operation of the three town water systems. This funding – \$73,306 in Independence, \$44,443 in Lone Pine, and \$5,867 in Laws – is currently identified in the budget as coming from a new fee schedule that will be subject to ratepayer referendum.

Motor Pool Charges

During preparation of this budget, the Budget Team recognized that the Motor Pool rates provided to the departments to prepare their

Department Requested budgets were inaccurate. The rates still did not adequately reflect the “put or pay provisions” that are part of the County’s lease agreement with Enterprise executed in 2016. The County is charged a flat lease rate for each Enterprise vehicle regardless of how many miles the vehicle is driven. The Enterprise lease rate assumes that each vehicle will be driven a minimum of 1,250 miles per month. The current Motor Pool charges do not provide for recovery of these lease costs if the vehicle is not driven 1,250 miles per month. Obviously, the per mile cost of the leases decreases for every mile the vehicle is drive more than the minimum 1,250 miles per month.

Motor Pool has updated its mileage rates to account for this lease structure and will be billing departments accordingly. Any adjustments that are need in the departments’ Motor Pool object code as a result will be made at Mid-Year.

Other Outstanding Issues

- **Road Funds**, while presently stable, are in jeopardy due to the initiative to repeal SB 1 on the November ballot.
- **In-Home Supportive Services costs** continue to need to be monitored and planned for in the wake of the State’s dismantling the Coordinated Care Initiative and the County’s Maintenance of Effort, which shifted IHSS collective bargaining and associated cost responsibilities back to counties with newly added costs courtesy of the State minimum wage increases and Federal overtime rules.
- **Federal Funding Reductions Targeting Health and Human Services Programs** are a constant threat, and need to be monitored. Current County policy is to make reductions in the mandated programs affected by reductions in State or Federal funding.
- **Criminal Justice Realignment Funds** need to be carefully managed and conserved. The wisdom of saving these limited funds has the County poised to be able to use them to fund development of an Area Resource Center, or Adult Day Reporting Center in conjunction with the Consolidated Office Building project. Regardless of whether that project moves forward, the judicious use of the funds remains warranted.

Accordingly, it is recommended that the County Criminal Justice Realignment Policy (below) be reaffirmed by your Board of Supervisors' adoption of the Fiscal Year 2018-2019 Budget:

1. Future modifications and amendments to the Community Corrections Plan must be implemented within Criminal Justice Realignment funding constructs; otherwise Criminal Justice Realignment risks becoming, essentially, to some degree an unfunded State mandate that could require the Board of Supervisors to consider taking money away from other County needs.
2. Reject any Community Corrections Plan (4/5ths vote required) that cannot be implemented (e.g., demonstrate adequate budget) with public safety realignment funding provided by the State, or County monies your Board is willing to re-appropriate from other programs.
3. Require County public safety and human services departments to absorb costs associated with implementing public safety realignment within their existing budgets. If we are really talking about changing the way we conduct the business of criminal justice and rehabilitation, and not simply expanding the criminal justice industrial complex, then costs associated with old programming methodologies should give way to new ones. If your Board of Supervisors accepts Community Corrections Plans that simply add layers of new infrastructure instead of re-structuring and re-integrating existing infrastructure, there will never be enough money to fund this endeavor.
4. Continue to utilize a centralized budget (as is again included in the year's Budget) and/or cost centers to manage funds; consider having involved departments submit quarterly billings for pre-approved costs as opposed to simply transferring funds into those departments' budgets.

The more that Health and Human Services funds can be used to offset or replace costs for positions currently funded with Criminal Justice Realignment funds, the more Criminal Justice Realignment funding will be available to support the cost of additional staff, facilities, and programming.

- **Health & Human Services Realignment** funding needs to be well-understood and strategically deployed by your Board of Supervisors. This is especially true in light of threats of targeted reductions in Federal funding for HHS programs. Whenever your Board of Supervisors is asked to use realignment or categorical funding for HHS programming, it might be useful to ask, “*What other HHS programs or services can this funding be used for?*” Some funding sources have more flexibility than others, but how that funding is used within the respective parameters is ultimately policy decision for your Board of Supervisors.
- **Long-term County office space needs** in Bishop will need to be addressed if the Consolidated County Office Building Project does not proceed. Most of the current Bishop office space was hastily identified and modified in 2007 as a short-term fix to the County’s long-term needs pending the outcome of the Request For Proposals to develop office space
- **Compliance with CARB regulations** affecting equipment operated by the Road department and Recycling and Waste Management program need to be monitored for long-term compliance.
- **Federal PILT and Secure Rural School** funding is basically year-to-year.
- **County fee schedules** need to be reviewed and updated when appropriate. As Federal funding becomes more uncertain, and costs continue to increase, the County needs to continue to revisit its own schedule of fees – preferably in a comprehensive manner – to ensure that the fees cover a reasonable portion of the costs of providing services.
- As departments continue to apply for various grants, it is important to emphasize that these new grants be used to offset ongoing costs, or reduce the cost of implementing one-time projects whenever possible.
- The potential for ongoing economic instability still exists.

OUTSTANDING OPPORTUNITIES

Most of the challenges identified above also represent outstanding opportunities. Recall this year’s Recommended Budget continues to benefit greatly from the Juvenile Service Redesign work that was a critical component in balancing each of the last four County budgets. As demonstrated by the ongoing Juvenile Services Redesign initiatives, opportunities to enhance County services to the public while achieving better cost efficiencies still abound.

Library

The deployment of the Library Automation System project represents an outstanding opportunity to monitor circulation data – number of books checked out and number of distinct users by branch (without the title or users being identified) – and use it to enhance Library operations. Hopefully this data will be made available online, and in real time as part of the County’s website upgrade. Regardless, analysis of this data can inform budget decisions affecting the Library ranging from hours of operation, to deployment of staff, and in offering new, non-traditional programs.

Table 15. shows unique active patrons and checkouts/renewals by branch for May, June and July 2018, as well as the total patrons and checkouts/renewals by month. While three months is not long enough to indicate trends or identify impact based on Library programs or seasons, this information does provide a foundation for measurable and meaningful information that can be used to make sound decisions on programming and resource allocation in the future.

LIBRARY TREND ANALYSIS			
Number of Patrons by Branch (Monthly)	May-18	Jun-18	Jul-18
Bishop Branch	272	292	285
Lone Pine Branch	70	87	76
Independence Branch	45	39	42
Big Pine Branch	20	22	20
Furnace Creek Branch	1	3	3
Tecopa Branch	1	0	1
Total Unique Active Patrons	409	443	427
Number of Checkouts By Branch (Monthly)	May-18	Jun-18	Jul-18
Bishop Branch	1188	1261	1420
Lone Pine Branch	489	420	439
Independence Branch	348	353	393
Big Pine Branch	117	170	121
Furnace Creek Branch	0	0	0
Tecopa Branch	0	0	0
Total Item Checkouts and Renewals	2142	2204	2373

Table 15.

The branches in the desert aren't tracking circulation in the Polaris system because of Internet access limitations and other challenges. The Polaris system can provide access to very detailed circulation data in, but the canned reports and reporting tools that have generated the tables above are geared specifically toward making collection development decisions.

However, these numbers don't identify the comprehensive and complete list of visitors and activities at the libraries, though, as there are regular visitors who browse the stacks or stop in to use a computer without checking out any items. The library is also collecting gate counts for the Bishop and Lone Pine branches, and manually track attendance at special activities. There are also usage statistics for the public computers in the system used to limit access to computers for specific amounts of time. Also, eBook checkouts are not included in the Polaris system, but this information can be accessed in the different systems that the Library subscribes to for eBook services.

When these additional metrics are combined the targeted metrics presented in the table, a clear picture of how our Library System is used, and how it might be used, will emerge. However, to be meaningful, the County needs to have additional months of data to analyze.

Other Opportunities

Previous years' budgets identified several outstanding Service Redesign ideas that may still provide opportunities for maintaining services and enhancing efficiencies, and identified new opportunities that are certainly worth repeating and may be worth exploring. The ideas presented below are not new, and certainly not exhaustive, nor are they absolute in their promise of generating additional budgetary savings or efficiencies; they may, however, serve as additional building blocks on which to construct future County budgets. Your Board of Supervisors is asked to continue to encourage the pursuit of these and other Service Redesign opportunities. Things worth looking at include, but are not limited to:

- Reviewing and revising the County Vehicle Policy.
- Reviewing and revising the County Travel Policy.

- Examining long-standing grants with an eye toward offsetting General Fund expense.
- Looking at alternatives to contract laundry services, including dispersed on-site laundry facilities, or expanding the Jail laundry to provide centralized services.
- Continuing to analyze ways to increase efficiencies and reduce costs in County-operated kitchens by evaluating opportunities to coordinate menus, consolidate purchasing to increase buying power, and, integrate the use of staff and kitchen resources.
- Continuing to review duplicative efforts to provide programs and services between Health and Human Services and other General Fund departments, like Probation.

As stated last year, these are only suggestions and other opportunities certainly exist and new ones will emerge.

CONCLUSION

In addition to funding most County needs and department requests, the Fiscal Year 2018-2019 CAO Recommended Budget also identifies enhanced staffing levels, creates a “rainy day fund” for employee expenses in future years’ budgets, and identifies funding for several projects that have been contemplated for years, most notably the Consolidated Office Building; funding for an Environmental Assessment to establish commercial air service at the Bishop Airport; a new telephone system; a half-million dollars in deferred maintenance projects; enhanced parks funding; and, a County-owned building in Lone Pine.

This budget, however, should not be taken for granted. It represents years of hard work by departments in preparing and adhering to their budgets, and some tough funding decisions made by your Board of Supervisors. This year’s budget relies heavily on one-time funds, some accrued by years of scrimping and saving, to identify funding for the neat projects and initiatives discussed above. In addition to relying on hard-to-come-by one-time monies, as emphasized in the Fiscal Overview section, the rate of growth experienced this year for several key revenue streams is unlikely to continue. While

revenues will hopefully be sustained, they will not grow as fast as they appear between last year's budget and this year's budget.

ACKNOWLEDGEMENTS

This marks the preparation of my 13th and last County budget. It would not be possible without the incredible efforts of Denelle Carrington, our Budget Analyst, and the Auditor-Controller, Amy Shepherd. While the budget always represents considerable time and effort put forth by staff in every department, it is these two who bring it all together in concert.

Denelle and Amy, it is impossible for me to express the depth of my appreciation and admiration for each of you. Thank you. And, thanks for letting me play, too.

Assistant Clerk of the Board, Darcy Ellis, has added immensely to the production value on these projects. If this budget is readable, it is thanks to her keen proofreading and word play. I remain responsible for all mistakes.

As always, I want to close by encouraging your Board of Supervisors to adopt the CAO Recommended Budget, which is balanced, strives to maintain all of the Board of Supervisors' established priorities, and responds favourably to many department requests and initiatives.


SUMMARY OF RECOMMENDATIONS

1. Adopt the Fiscal Year 2018-2019 Budget as Recommended by the County Administrator, including the recommendations presented herein.
2. Provide direction with regard to the use of Fund Balance the Auditor-Controller may certify below or in excess of \$3,859,476.
3. In adopting the Final Budget, (a) authorize and direct the County Administrator and Auditor Controller to approve and make payments, greater than \$10,000, to Inter-Agency Visitor Center, Cal Expo Exhibit, Tri-County Fairgrounds, and (b) authorize and direct the County Administrator to develop and

execute contracts with all ongoing recipients of line-item grants and fishing promotion funding through the Community Project Sponsorship Program as revised by your Board of Supervisors on November 8, 2016, and provided for in the Advertising County Resources budget.

4. In adopting the Final Budget, authorize and direct the County Administrator to develop and execute contracts with all ongoing Grants-In-Support program funding recipients identified in the Grants-In-Support Budget.
5. In adopting the Final Budget, authorize the County Administrator to proceed with hiring requests by departments for the new positions added to the authorized staffing, and funded in accordance with the Final Budget without requiring the departments to return before the Board of Supervisors following the Authorized Position Review Process.
6. Reaffirm the County Criminal Justice Realignment Policy adopted in Fiscal Year 2011-2012.
7. Adopt a "Sales Tax Proceeds Policy" whereby, in any fiscal year that actual sales tax revenues exceed the prior year's actual sales tax revenue by more than the average rate of growth in sales tax revenue calculated for the preceding 10 years, the Auditor-Controller is directed to automatically transfer the amount of the excess in the Accumulated Capital Outlay Fund.
8. Adopt a "Commercial Cannabis Tax Proceeds Policy" whereby all taxes collected from commercial cannabis businesses pursuant to Inyo County Code Chapter 3.50 are to be credited to the Cannabis Tax Trust. Said proceeds will only be budgeted from the Cannabis Tax Trust as Operating Transfers Out to fund one-time expenditures in the County Budget. This policy shall automatically sunset on July 1, 2024.
9. Set adoption of the Final Budget for September 11, 2018, or September 18, 2018, depending on when Budget Hearings conclude.

Submitted, August 9, 2018, by:

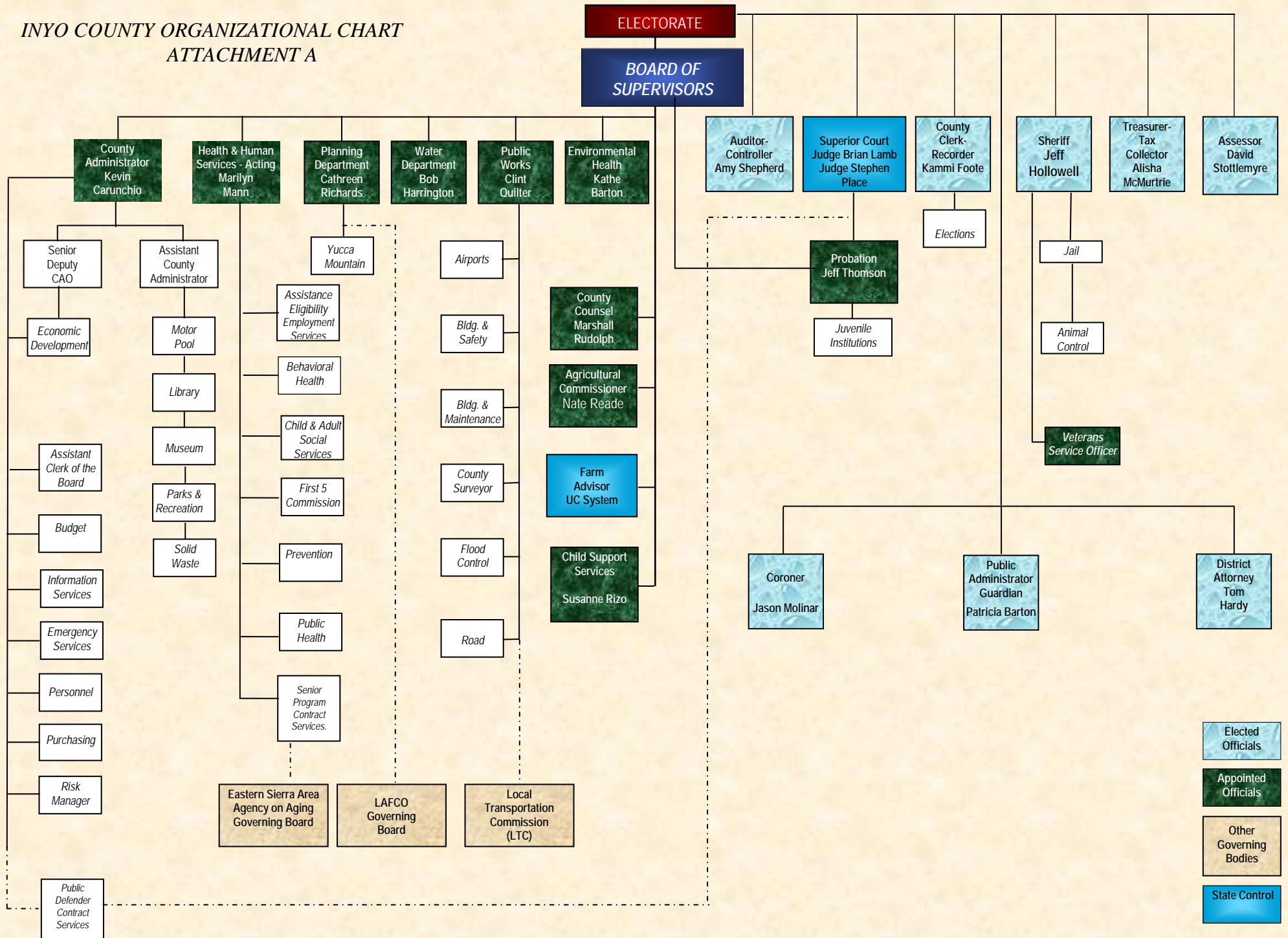


Kevin D. Carunchio
Budget Officer

ATTACHMENTS

- Attachment A – INYO COUNTY ORGANIZATIONAL CHART
The organizational chart is provided for information purposes.
- Attachment B – POSITION VACANCY REPORT/SALARY SAVINGS TABLE
- Attachment C – COUNTY OF INYO, MANPOWER REPORT
(As of July 1, 2018) The Manpower Report reflects the authorized full time equivalent positions by department and part-time (B-Par) positions in the County.
- Attachment D – HEALTH & HUMAN SERVICES STAFFING TABLE
- Attachment E – PERSONNEL ACTIONS TABLE
- Attachment F – COUNTY OFFICE HOURS

**INYO COUNTY ORGANIZATIONAL CHART
ATTACHMENT A**



- Elected Officials
- Appointed Officials
- Other Governing Bodies
- State Control

DEPT	Type	Title	Range	1 - 3 months Savings	4 - 6 months Savings	7 - 9 Months Savings	10-12 Months Savings	Genl Fund \$ SAVINGS	Non Gen Fund \$ SAVINGS	Notes	
CAO	PERM	Deputy CAO	M 88	\$ 32,954	\$ 65,909	\$ 99,732	\$ 131,817	\$ 99,732		12 Months Salary Savings	
CAO	PERM	Assisltant to CAO	M 74	\$ 15,602	\$ 52,750	\$ 79,125	\$ 105,500	\$ 15,602		2 Months Salary Savings	
Personnel	PERM	Personnel Analyst	M 68	\$ 20,107	\$ 40,215	\$ 60,322	\$ 80,429				
CAO - Library	BPAR	Library Specialist	M 50	\$ 6,985	\$ 13,969	\$ 20,954	\$ 27,938				
Child Support	PERM	Child Support Officer	M 57	\$ 16,586	\$ 33,172	\$ 49,757	\$ 66,343				
Child Support	PERM	Office Technician	M 55	\$ 16,054	\$ 32,109	\$ 48,163	\$ 64,217				
District Attorney	BPAR	Legal Secretary	M 64	\$ 8,116	\$ 16,236	\$ 24,353	\$ 32,471	\$ 8,116		3 Months Salary Savings	
Environmental Health	PERM	EH Trainee	M 67	\$ 6,347	\$ 42,996	\$ 64,494	\$ 85,992	\$ 6,347		1 Month Salary Savings	
Environmental Health	PERM	EH Specialist	M 60	\$ 17,756	\$ 35,512	\$ 53,268	\$ 71,024			Start Date Pending	
Health & Human Svc	PERM	HHS Assistant Director	M 92	\$ 38,083	\$ 76,166	\$ 114,248	\$ 152,331				
Health & Human Svc	PERM	Human Services Supervisor	M 76	\$ 22,523	\$ 45,047	\$ 67,570	\$ 90,093				
Health & Human Svc	PERM	Social Worker	M 73	\$ 25,786	\$ 51,572	\$ 77,358	\$ 103,144				
Health & Human Svc	PERM	Social Worker	M 73	\$ 25,786	\$ 51,572	\$ 77,358	\$ 103,144				
Health & Human Svc	PERM	HHS Specialist	M 57	\$ 16,990	\$ 33,980	\$ 50,970	\$ 67,960				
Health & Human Svc	PERM	HHS Specialist	M 50	\$ 16,997	\$ 33,994	\$ 50,990	\$ 67,987				
Health & Human Svc	PERM	Integrated Case Worker	M 60	\$ 17,730	\$ 35,461	\$ 53,191	\$ 70,921				
Health & Human Svc	PERM	Integrated Case Worker	M 60	\$ 20,217	\$ 40,434	\$ 60,651	\$ 80,868				
Health & Human Svc	PERM	Addictions Supervisor	M 82	\$ 30,810	\$ 61,619	\$ 92,429	\$ 123,238				
Health & Human Svc	PERM	Rehabilitation Specialist	M 60	\$ 19,617	\$ 39,233	\$ 58,850	\$ 78,466				
Health & Human Svc	PERM	Rehabilitation Specialist	M 60	\$ 19,617	\$ 39,233	\$ 58,850	\$ 78,466				
Health & Human Svc	PERM	Rehabilitation Specialist	M 60	\$ 19,617	\$ 39,233	\$ 58,850	\$ 78,466				
Health & Human Svc	PERM	Office Technician	M 63	\$ 18,371	\$ 36,743	\$ 55,114	\$ 73,485				
Health & Human Svc	PERM	Office Technician	M 59	\$ 19,856	\$ 39,711	\$ 59,567	\$ 79,422				
Health & Human Svc	PERM	Administrative Secretary	M 60	\$ 20,217	\$ 40,434	\$ 60,651	\$ 80,868				
Health & Human Svc	PERM	Program Services Assistant	M 50	\$ 6,537	\$ 13,073	\$ 19,610	\$ 26,146				
Health & Human Svc	PERM	Cook	M 51	\$ 16,349	\$ 32,698	\$ 49,046	\$ 65,395				
Health & Human Svc	PERM	Office Clerk	M 52	\$ 13,379	\$ 26,759	\$ 40,138	\$ 53,517				
Health & Human Svc	PERM	Behavioral Health RN	M 80	\$ 28,684	\$ 57,368	\$ 86,051	\$ 114,735				
Probation	PERM	Rehabilitation Specialist	M 60	\$ 17,406	\$ 33,952	\$ 50,927	\$ 67,903	\$ 17,406		3 Months Salary Savings	
Probation	PERM	Rehabilitation Specialist	M 60	\$ 17,406	\$ 33,952	\$ 50,927	\$ 67,903				
Probation	PERM	Rehabilitation Specialist	M 60	\$ 17,406	\$ 33,952	\$ 50,927	\$ 67,903				
Probation	BPAR	Rehabilitation Specialist	M 60	APAR Employees Used							
Probation	BPAR	Rehabilitation Specialist	M 60	APAR Employees Used							
Probation	PERM	Deputy Probation Officer	M 67	\$ 19,163	\$ 38,326	\$ 57,488	\$ 76,651				
Probation	PERM	Admin Legal Secretary	M 70	\$ 13,396	\$ 45,194	\$ 67,790	\$ 90,387	\$ 13,396		2 Months Salary Savings	
Public Works	PERM	Engineering Assistant	M 71	NOT BUDGETED							Delete position
Public Works	PERM	Engineering Assistant	M 71	NOT BUDGETED							Delete position
Public Works	PERM	Engineering Assistant	M 71	NOT BUDGETED							Delete position
Public Works	PERM	Shop Supervisor	M 71	\$ 22,066	\$ 44,133	\$ 66,199	\$ 88,265				
Public Works	PERM	Administrative Secretary	M 60	\$ 19,970	\$ 39,941	\$ 59,911	\$ 79,881				
Public Works	PERM	Deputy Director	M 88	\$ 37,039	\$ 74,077	\$ 111,116	\$ 148,154				
Public Works	PERM	Equipment Operator	M 58	\$ 15,207	\$ 30,415	\$ 45,622	\$ 60,829				
Sheriff	SAFE	Correctional Officer	M 64	NOT BUDGETED							
Sheriff	SAFE	Correctional Officer	M 64	NOT BUDGETED							
Sheriff	SAFE	Correctional Officer	M 64	\$ 20,282	\$ 41,031	\$ 61,547	\$ 82,062	\$ 20,282		3 Months Salary Savings	
Sheriff	SAFE	Correctional Officer	M 64	\$ 20,516	\$ 41,031	\$ 61,547	\$ 82,062				
Sheriff	SAFE	Correctional Officer	M 64	\$ 20,516	\$ 41,031	\$ 61,547	\$ 82,062				
Sheriff	BPAR	Cook	M 51	NOT BUDGETED							
Sheriff	PERM	Cook	M 51	\$ 15,173	\$ 30,347	\$ 45,520	\$ 60,693				
Sheriff	SAFE	Deputy Sheriff	M 67	NOT BUDGETED							
Sheriff	SAFE	Sergeant	M 74	\$ 34,794	\$ 69,589	\$ 104,383	\$ 139,177				
Sheriff	PERM	Animal Control Officer	M 56	\$ 19,781	\$ 39,563	\$ 59,344	\$ 79,125				
Water	PERM	Program Manager	M 72	\$ 9,900	\$ 19,800	\$ 29,699	\$ 39,599			Only budgeted for six months	
				\$ 857,691	\$ 1,783,520	\$ 2,676,149	\$ 3,567,039				

Total Recommended Salary Savings \$ 180,881 \$0

ATTACHMENT C

County of Inyo

Manpower Report

As of 7/1/2018

AGRICULTURAL COMMISSIONER

Title	Salary	Range	Num Auth Positions	Full	BPAR
AGRICULTURAL COMM / SEALER					
AGRICULTURAL COMMISSIONER	\$11833	APPT	1.00	1.00	0.00
AGRICULTURAL BIOLOGIST SUPV	\$5410 - 6574	078	1.00	1.00	0.00
AG BIOL WGHTS & MSRS INSPECTOR	\$3541 - 4832	060 - 065	1.00	1.00	0.00
OFFICE TECHNICIAN	\$3150 - 4613	055 - 063	1.00	1.00	0.00
Division Totals:			4.00	4.00	0.00

Title	Salary	Range	Num Auth Positions	Full	BPAR
ES WEED MANAGEMENT GRANT					
FIELD TECHNICIAN LEAD	\$4067 - 4951	066	1.00	1.00	0.00
PROJECT COORDINATOR	\$4067 - 4951	066	0.50	0.50	0.00
FIELD TECHNICIAN	\$2938 - 4301	052 - 060	0.50	0.50	0.00
Division Totals:			2.00	2.00	0.00

Title	Salary	Range	Num Auth Positions	Full	BPAR
INYO MOSQUITO ABATEMENT					
FIELD TECHNICIAN LEAD	\$4067 - 4951	066	1.00	1.00	0.00
PROJECT COORDINATOR	\$4067 - 4951	066	0.50	0.50	0.00
FIELD TECHNICIAN	\$2938 - 4301	052 - 060	0.50	0.50	0.00
Division Totals:			2.00	2.00	0.00

Budget Officer Totals: 8.00 8.00 0.00

ATTACHMENT C

County of Inyo

Manpower Report

As of 7/1/2018

ASSESSOR

Title	Salary	Range	Num Auth Positions	Full	BPAR
ASSESSOR					
ASSESSOR	\$9113	ELEC	1.00	1.00	0.00
ASSESSOR ASSISTANT	\$6574	XXXX	1.00	1.00	0.00
AUDITOR APPRAISER	\$4479 - 5701	070 - 072	1.00	1.00	0.00
ADMINISTRATIVE ANALYST	\$4272 - 5701	068 - 072	1.00	1.00	0.00
APPRAISER	\$4272 - 5701	068 - 072	2.00	2.00	0.00
CADASTRAL TECHNICIAN	\$3622 - 4951	061 - 066	1.00	1.00	0.00
OFFICE TECHNICIAN	\$3150 - 4613	055 - 063	1.72	1.00	1.00
		Division Totals:	8.72	8.00	1.00
		Budget Officer Totals:	8.72	8.00	1.00

ATTACHMENT C

County of Inyo

Manpower Report

As of 7/1/2018

AUDITOR - CONTROLLER

Title	Salary	Range	Num Auth Positions	Full	BPAP
AUDITOR CONTROLLER - GENERAL					
AUDITOR CONTROLLER	\$9113	ELEC	1.00	1.00	0.00
AUDITOR ASSISTANT	\$7233	XXXX	1.00	1.00	0.00
ADMINISTRATIVE ANALYST	\$4272 - 5701	068 - 072	1.00	1.00	0.00
PAYROLL ANALYST	\$4272 - 5701	068 - 072	1.00	1.00	0.00
OFFICE TECHNICIAN	\$3150 - 4613	055 - 063	3.50	3.50	0.00
		Division Totals:	7.50	7.50	0.00
		Budget Officer Totals:	7.50	7.50	0.00

ATTACHMENT C

County of Inyo

Manpower Report

As of 7/1/2018

BOARD OF SUPERVISORS

Title	Salary	Range	Num Auth Positions	Full	BPAP
BOARD OF SUPERVISORS					
SUPERVISOR	\$4490	ELEC	5.00	5.00	0.00
BOARD CLERK ASSISTANT	\$4272 - 5190	068	1.00	1.00	0.00
		Division Totals:	6.00	6.00	0.00
		Budget Officer Totals:	6.00	6.00	0.00

ATTACHMENT C

County of Inyo

Manpower Report

As of 7/1/2018

CAO CULTURAL SERVICES

Title	Salary	Range	Num Auth Positions	Full	BPAR
COUNTY LIBRARY					
LIBRARY DIRECTOR	\$4693 - 5701	072	1.00	1.00	0.00
LIBRARIAN	\$3074 - 4301	054 - 060	3.00	3.00	0.00
LIBRARIAN MUSEUM COORDINATOR	\$3074 - 3739	054	0.72	0.00	1.00
LIBRARY SPECIALIST	\$2552 - 3410	046 - 050	0.72	0.00	1.00
LIBRARY MUSEUM ASSISTANT	\$2552 - 3410	046 - 050	0.72	0.00	1.00
Division Totals:			6.17	4.00	3.00

Title	Salary	Range	Num Auth Positions	Full	BPAR
MUSEUM - GENERAL					
MUSEUM ADMINISTRATOR	\$4479 - 5448	070	1.00	1.00	0.00
MUSEUM CURATOR COLL & EXHIBITS	\$3541 - 4301	060	1.00	1.00	0.00
LIBRARY MUSEUM ASSISTANT	\$2552 - 3410	046 - 050	0.72	0.00	1.00
Division Totals:			2.72	2.00	1.00
Budget Officer Totals:			8.90	6.00	4.00

ATTACHMENT C

County of Inyo

Manpower Report

As of 7/1/2018

CAO MP, SOLID WASTE & PARKS

<u>Title</u>	<u>Salary</u>	<u>Range</u>	<u>Num Auth Positions</u>	<u>Full</u>	<u>BPAR</u>
LONE PINE PARK					
PARK SPECIALIST	\$2804 - 3916	050 - 056	1.00	1.00	0.00
Division Totals:			1.00	1.00	0.00

<u>Title</u>	<u>Salary</u>	<u>Range</u>	<u>Num Auth Positions</u>	<u>Full</u>	<u>BPAR</u>
MILLPOND					
PARK SPECIALIST	\$2804 - 3916	050 - 056	1.00	1.00	0.00
Division Totals:			1.00	1.00	0.00

<u>Title</u>	<u>Salary</u>	<u>Range</u>	<u>Num Auth Positions</u>	<u>Full</u>	<u>BPAR</u>
MOTOR POOL OPERATING					
PARK MOTORPOOL MANAGER	\$4583 - 5572	071	1.00	1.00	0.00
OFFICE TECHNICIAN	\$3150 - 4613	055 - 063	1.00	1.00	0.00
OFFICE CLERK	\$2686 - 3570	048 - 052	0.72	0.00	1.00
Division Totals:			2.72	2.00	1.00

<u>Title</u>	<u>Salary</u>	<u>Range</u>	<u>Num Auth Positions</u>	<u>Full</u>	<u>BPAR</u>
RECYCLING & WASTE MGMT					
CAO ASSISTANT	\$8386 - 10198	096	1.00	1.00	0.00
INT WST MGMT PRG SUPERINTENDEN	\$5410 - 6574	078	1.00	1.00	0.00
EQUIPMENT OPERATOR MECHANIC	\$3376 - 4301	058 - 060	1.00	1.00	0.00
EQUIPMENT OPERATOR HEAVY	\$3376 - 4301	058 - 060	5.00	5.00	0.00
GATE ATTENDANT	\$2686 - 3255	048	4.00	4.00	0.00
Division Totals:			12.00	12.00	0.00

Budget Officer Totals: 16.72 16.00 1.00

ATTACHMENT C

County of Inyo

Manpower Report

As of 7/1/2018

CHILD SUPPORT SERVICES

Title	Salary	Range	Num Auth Positions	Full	BPAR
CHILD SUPPORT SERVICES					
CHILD SUPPORT DIRECTOR	\$9848	APPT	1.00	1.00	0.00
CHILD SUPPORT ATTORNEY	\$5806 - 8586	081 - 089	1.00	1.00	0.00
CHILD SUPPORT SUPERVISOR	\$4693 - 5701	072	1.00	1.00	0.00
ADMINISTRATIVE ANALYST	\$4272 - 5701	068 - 072	1.00	1.00	0.00
CHILD SUPPORT OFFICER	\$3297 - 4723	057 - 064	4.00	4.00	0.00
OFFICE TECHNICIAN	\$3150 - 4613	055 - 063	1.00	1.00	0.00
OFFICE CLERK	\$2686 - 3570	048 - 052	1.00	1.00	0.00
		Division Totals:	10.00	10.00	0.00
		Budget Officer Totals:	10.00	10.00	0.00

ATTACHMENT C

County of Inyo

Manpower Report

As of 7/1/2018

COUNTY ADMINISTRATIVE OFFICER

Title	Salary	Range	Num Auth Positions	Full	BPAR
CAO - GENERAL					
COUNTY ADMINISTRATIVE OFFICER	\$14290	APPT	1.00	1.00	0.00
MANAGEMENT ANALYST SENIOR	\$6254 - 7601	084	1.00	1.00	0.00
CAO ADMINISTRATIVE ASSISTANT	\$4923 - 5983	074	1.00	1.00	0.00
PURCHASING AGENT ASSISTANT	\$4479 - 5448	070	1.00	1.00	0.00
Division Totals:			4.00	4.00	0.00

Title	Salary	Range	Num Auth Positions	Full	BPAR
CAO ECONOMIC DEVELOPMENT					
CAO SENIOR DEPUTY	\$7606 - 9246	092	1.00	1.00	0.00
Division Totals:			1.00	1.00	0.00

Title	Salary	Range	Num Auth Positions	Full	BPAR
INFORMATION SERVICES					
INFORMATION SERVICES DIRECTOR	\$11110 - 13505	ISDR	1.00	1.00	0.00
INFORMATION SERVICES DEPUTY	\$6729 - 8173	087	1.00	1.00	0.00
NETWORK ANALYST SENIOR	\$6254 - 7601	084	1.00	1.00	0.00
PROGRAMMER ANALYST SENIOR	\$6254 - 7601	084	2.00	2.00	0.00
GIS TECHNICIAN	\$4272 - 6733	068 - 079	1.00	1.00	0.00
NETWORK ANALYST	\$4272 - 6733	068 - 079	2.00	2.00	0.00
PROGRAMMER ANALYST	\$4272 - 6733	068 - 079	1.00	1.00	0.00
OFFICE TECHNICIAN	\$3150 - 4613	055 - 063	1.00	1.00	0.00
Division Totals:			10.00	10.00	0.00

Title	Salary	Range	Num Auth Positions	Full	BPAR
OFFICE OF DISASTER SERVICES					
EMERGENCY SERVICES MANAGER	\$5410 - 6574	078	1.00	1.00	0.00
Division Totals:			1.00	1.00	0.00

ATTACHMENT C

County of Inyo

Manpower Report

As of 7/1/2018

Title	Salary	Range	Num Auth Positions	Full	BPAR
PERSONNEL					
PERSONNEL DEPUTY DIRECTOR	\$6896 - 8379	088	1.00	1.00	0.00
PERSONNEL ANALYST	\$4272 - 5701	068 - 072	2.50	2.50	0.00
OFFICE TECHNICIAN	\$3150 - 4613	055 - 063	0.50	0.50	0.00
		Division Totals:	4.00	4.00	0.00

Title	Salary	Range	Num Auth Positions	Full	BPAR
RISK MANAGEMENT					
RISK MANAGER	\$6896 - 8379	0887	1.00	1.00	0.00
PERSONNEL ANALYST	\$4272 - 5701	068 - 072	0.50	0.50	0.00
		Division Totals:	1.50	1.50	0.00
		Budget Officer Totals:	21.50	21.50	0.00

ATTACHMENT C

County of Inyo

Manpower Report

As of 7/1/2018

COUNTY CLERK

Title	Salary	Range	Num Auth Positions	Full	BPAR
COUNTY CLERK - GENERAL					
CLERK RECORDER	\$8285	ELEC	1.00	1.00	0.00
CLERK RECORDER ASSISTANT	\$6574	XXXX	1.00	1.00	0.00
OFFICE TECHNICIAN	\$3150 - 4613	055 - 063	1.00	1.00	0.00
		Division Totals:	3.00	3.00	0.00

Title	Salary	Range	Num Auth Positions	Full	BPAR
ELECTIONS					
OFFICE TECHNICIAN	\$3150 - 4613	055 - 063	1.00	1.00	0.00
		Division Totals:	1.00	1.00	0.00
		Budget Officer Totals:	4.00	4.00	0.00

ATTACHMENT C

County of Inyo

Manpower Report

As of 7/1/2018

COUNTY COUNSEL

Title	Salary	Range	Num Auth Positions	Full	BPAR
COUNTY COUNSEL					
COUNTY COUNSEL	\$15132	APPT	1.00	1.00	0.00
COUNTY COUNSEL ASST SENIOR	\$8592 - 10447	097	1.00	1.00	0.00
COUNTY COUNSEL DEPUTY	\$5806 - 8586	081 - 089	1.00	1.00	0.00
SECRETARY ADMINISTRATIVE LEGA	\$4479 - 5448	070	1.00	1.00	0.00
		Division Totals:	4.00	4.00	0.00
		Budget Officer Totals:	4.00	4.00	0.00

ATTACHMENT C

County of Inyo

Manpower Report

As of 7/1/2018

DISTRICT ATTORNEY

Title	Salary	Range	Num Auth Positions	Full	BPAR
DISTRICT ATTORNEY					
DISTRICT ATTORNEY	\$12028	ELEC	1.00	1.00	0.00
DISTRICT ATTORNEY ASSISTANT	\$9714	XXXX	1.00	1.00	0.00
DISTRICT ATTORNEY DEPUTY	\$5806 - 8586	081 - 089	2.00	2.00	0.00
DA ADMINISTRATIVE ASSISTANT	\$4479 - 5448	070	1.00	1.00	0.00
DA INVESTIGATOR ASSISTANT	\$3886 - 4723	064	1.00	1.00	0.00
SECRETARY LEGAL	\$3227 - 4723	056 - 064	2.72	2.00	1.00
Division Totals:			8.72	8.00	1.00

Title	Salary	Range	Num Auth Positions	Full	BPAR
DISTRICT ATTORNEY - SAFETY					
DA CRIMINAL INVESTIGATOR	\$6490 - 8788	081SC - 081SE	1.00	1.00	0.00
DA INVESTIGATOR 2	\$5373 - 7036	074SB - 074SD	1.00	1.00	0.00
Division Totals:			2.00	2.00	0.00

Title	Salary	Range	Num Auth Positions	Full	BPAR
OES-VWAC 17-18					
VICTIM WITNESS COORDINATOR	\$3541 - 4301	060	1.00	1.00	0.00
Division Totals:			1.00	1.00	0.00

Budget Officer Totals: 11.72 11.00 1.00

ATTACHMENT C

County of Inyo

Manpower Report

As of 7/1/2018

ENVIRONMENTAL HEALTH

Title	Salary	Range	Num Auth Positions	Full	BPAR
ENVIRONMENTAL HEALTH - GENERAL					
ENVIRONMENTAL HEALTH DIRECTOR	\$8585	APPT	1.00	1.00	0.00
HAZARD MATERIALS MGR SENIOR	\$6254 - 7601	084	1.00	1.00	0.00
ENVIRONMENTAL HEALTH REHS	\$4583 - 6733	071 - 079	2.00	2.00	0.00
ENVIRONMENTAL HEALTH TRAINEE	\$4170 - 5062	067	1.00	1.00	0.00
LABORATORY TECHNICIAN	\$3541 - 4832	060 - 065	0.72	0.00	1.00
OFFICE TECHNICIAN	\$3150 - 4613	055 - 063	1.00	1.00	0.00
		Division Totals:	6.72	6.00	1.00
		Budget Officer Totals:	6.72	6.00	1.00

ATTACHMENT C

County of Inyo

Manpower Report

As of 7/1/2018

FARM ADVISOR

<u>Title</u>	<u>Salary</u>	<u>Range</u>	<u>Num Auth</u> <u>Positions</u>	<u>Full</u>	<u>BPAR</u>
FARM ADVISOR					
OFFICE CLERK	\$2686 - 3570	048 - 052	1.00	1.00	0.00
		Division Totals:	1.00	1.00	0.00
		Budget Officer Totals:	1.00	1.00	0.00

ATTACHMENT C

County of Inyo

Manpower Report

As of 7/1/2018

HEALTH & HUMAN SERVICES

<u>Title</u>	<u>Salary</u>	<u>Range</u>	<u>Num Auth Positions</u>	<u>Full</u>	<u>BPAR</u>
CALIFORNIA CHILD SERVICE-ADMIN					
HHS SPECIALIST	\$2804 - 4301	050 - 060	1.00	1.00	0.00
Division Totals:			1.00	1.00	0.00

<u>Title</u>	<u>Salary</u>	<u>Range</u>	<u>Num Auth Positions</u>	<u>Full</u>	<u>BPAR</u>
COMMUNITY MENTAL HEALTH					
PSYCHIATRIST	\$13429	AMNG	1.00	1.00	0.00
HHS DEPUTY DIRECTOR BEHAV HLTH	\$6896 - 8379	088	1.00	1.00	0.00
NURSE SUPERVISING	\$6254 - 7601	084	1.00	1.00	0.00
PROGRAM CHIEF	\$6254 - 7601	084	1.00	1.00	0.00
PSYCHOTHERAPIST	\$5806 - 7060	081	2.00	2.00	0.00
NURSE PUBLIC HEALTH	\$5671 - 6897	080	1.00	1.00	0.00
MANAGER PROGRESS HOUSE	\$5410 - 6574	078	1.00	1.00	0.00
NURSE REGISTERED BEHAV HEALTH	\$5410 - 6897	078 - 080	2.00	2.00	0.00
HUMAN SERVICES SUPERVISOR	\$4479 - 5448	070	1.00	1.00	0.00
ADMINISTRATIVE ANALYST	\$4272 - 5701	068 - 072	2.00	2.00	0.00
SOCIAL WORKER	\$3973 - 5843	065 - 073	6.00	6.00	0.00
REHABILITATION SPECIALIST SR	\$3636 - 4630	062 - 064	1.00	1.00	0.00
REHABILITATION SPECIALIST	\$3471 - 4216	060	1.00	1.00	0.00
SECRETARY ADMINISTRATIVE	\$3227 - 4723	056 - 064	1.00	1.00	0.00
OFFICE TECHNICIAN	\$3150 - 4613	055 - 063	4.00	4.00	0.00
CAREGIVER RESIDENTIAL	\$3010 - 3659	053	6.72	6.00	1.00
HHS SPECIALIST	\$2804 - 4301	050 - 060	6.00	6.00	0.00
OFFICE CLERK	\$2686 - 3570	048 - 052	3.00	3.00	0.00
PROGRAM SERVICES ASST	\$2182 - 3410	039 - 050	0.72	0.00	1.00
Division Totals:			42.45	41.00	2.00

<u>Title</u>	<u>Salary</u>	<u>Range</u>	<u>Num Auth Positions</u>	<u>Full</u>	<u>BPAR</u>
DRINKING DRIVER PROGRAM					
ADDICTION COUNSELOR	\$3297 - 4723	057 - 064	0.72	0.00	1.00
OFFICE CLERK	\$2686 - 3570	048 - 052	1.00	1.00	0.00

ATTACHMENT C

County of Inyo

Manpower Report

As of 7/1/2018

Division Totals: 1.72 1.00 1.00

Title	Salary	Range	Num Auth Positions	Full	BPAR
ESAAA					
HUMAN SERVICES SUPERVISOR	\$4479 - 5448	070	2.00	2.00	0.00
FOOD COOK SUPERVISOR	\$3376 - 4108	058	1.00	1.00	0.00
FOOD COOK	\$2871 - 3482	051	0.72	0.00	1.00
PROGRAM SERVICES ASST	\$2182 - 3410	039 - 050	0.72	0.00	1.00
Division Totals:			4.45	3.00	2.00

Title	Salary	Range	Num Auth Positions	Full	BPAR
FIRST FIVE COMMISSION					
FIRST FIVE DIRECTOR	\$4923 - 5983	074	1.00	1.00	0.00
PREVENTION SPECIALIST	\$3541 - 4301	060	1.00	1.00	0.00
Division Totals:			2.00	2.00	0.00

Title	Salary	Range	Num Auth Positions	Full	BPAR
FIRST PROGRAM					
FIRST SUPERVISOR	\$5410 - 6574	078	1.00	1.00	0.00
SOCIAL WORKER	\$3973 - 5843	065 - 073	2.00	2.00	0.00
HHS SPECIALIST	\$2804 - 4301	050 - 060	3.00	3.00	0.00
Division Totals:			6.00	6.00	0.00

Title	Salary	Range	Num Auth Positions	Full	BPAR
HEALTH - GENERAL					
HEALTH OFFICER	\$11000	CONT	1.00	1.00	0.00
HHS DEPUTY DIRECTOR PUBLIC HLT	\$6896 - 8379	088	1.00	1.00	0.00
NURSE REGISTERED	\$5410 - 6574	078	1.00	1.00	0.00
RE-ENTRY SERVICES COORDINATOR	\$4804 - 5843	073	1.00	1.00	0.00
PREVENTION SPECIALIST	\$3541 - 4301	060	1.00	1.00	0.00
REHABILITATION SPECIALIST	\$3471 - 4216	060	1.00	1.00	0.00
OFFICE TECHNICIAN	\$3150 - 4613	055 - 063	4.00	4.00	0.00
HHS SPECIALIST	\$2804 - 4301	050 - 060	1.00	1.00	0.00

ATTACHMENT C

County of Inyo

Manpower Report

As of 7/1/2018

Division Totals: 11.00 11.00 0.00

Title	Salary	Range	Num Auth Positions	Full	BPAR
INYO COUNTY GOLD					
FOOD COOK	\$2871 - 3482	051	1.72	1.00	1.00
PROGRAM SERVICES ASST	\$2182 - 3410	039 - 050	2.90	0.00	4.00
Division Totals:			4.62	1.00	5.00

Title	Salary	Range	Num Auth Positions	Full	BPAR
MATERNAL CHILD HEALTH 16-17					
NURSE PUBLIC HEALTH	\$5671 - 6897	080	1.00	1.00	0.00
Division Totals:			1.00	1.00	0.00

Title	Salary	Range	Num Auth Positions	Full	BPAR
MATERNAL CHILD HEALTH 18-19					
NURSE PUBLIC HEALTH	\$5671 - 6897	080	1.00	1.00	0.00
PREVENTION SPECIALIST	\$3541 - 4301	060	1.00	1.00	0.00
Division Totals:			2.00	2.00	0.00

Title	Salary	Range	Num Auth Positions	Full	BPAR
SOCIAL SERVICES - GENERAL					
HHS DIRECTOR	\$10500	APPT	1.00	1.00	0.00
HHS ASSISTANT DIRECTOR	\$7606 - 9246	092	1.00	1.00	0.00
HHS DEPUTY DIRECTOR AGING & SS	\$6896 - 8379	088	1.00	1.00	0.00
MANAGEMENT ANALYST SENIOR	\$6254 - 7601	084	1.00	1.00	0.00
MANAGEMENT ANALYST	\$5671 - 6897	080	1.00	1.00	0.00
NURSE REGISTERED	\$5410 - 6574	078	1.00	1.00	0.00
QUALITY ASSURANCE CASE WORKER	\$5161 - 6275	076	0.00	0.00	0.00
SOCIAL WORKER SUPERVISOR	\$5161 - 6275	076	3.00	3.00	0.00
HHS ADMINISTRATIVE ASSISTANT	\$4479 - 5448	070	1.00	1.00	0.00
HUMAN SERVICES SUPERVISOR	\$4479 - 5448	070	4.00	4.00	0.00
ADMINISTRATIVE ANALYST	\$4272 - 5701	068 - 072	3.00	3.00	0.00
SOCIAL WORKER	\$3973 - 5843	065 - 073	6.00	6.00	0.00

ATTACHMENT C

County of Inyo

Manpower Report

As of 7/1/2018

OPERATIONS MANAGER TECOPA	\$3791 - 4613	063	1.00	1.00	0.00
INTEGRATED CASE WORKER	\$3541 - 5062	060 - 067	11.00	11.00	0.00
PREVENTION SPECIALIST	\$3541 - 4301	060	0.72	0.00	1.00
OFFICE TECHNICIAN	\$3150 - 4613	055 - 063	1.00	1.00	0.00
HHS SPECIALIST	\$2804 - 4301	050 - 060	5.00	5.00	0.00
OFFICE CLERK	\$2686 - 3570	048 - 052	3.00	3.00	0.00
PROGRAM SERVICES ASST	\$2182 - 3410	039 - 050	0.72	0.00	1.00
Division Totals:			45.45	44.00	2.00

<u>Title</u>	<u>Salary</u>	<u>Range</u>	<u>Num Auth Positions</u>	<u>Full</u>	<u>BPAR</u>
SUBSTANCE USE DISORDERS					
ADDICTION COUNSELOR	\$3297 - 4723	057 - 064	3.00	3.00	0.00
ADDICTION SUPERVISOR	\$4479 - 5448	070	1.00	1.00	0.00
PREVENTION SPECIALIST	\$3541 - 4301	060	0.72	0.00	1.00
OFFICE TECHNICIAN	\$3150 - 4613	055 - 063	1.00	1.00	0.00
Division Totals:			5.72	5.00	1.00

<u>Title</u>	<u>Salary</u>	<u>Range</u>	<u>Num Auth Positions</u>	<u>Full</u>	<u>BPAR</u>
TOBACCO TAX GRANT 17-20					
HUMAN SERVICES SUPERVISOR	\$4479 - 5448	070	1.00	1.00	0.00
PREVENTION SPECIALIST	\$3541 - 4301	060	1.00	1.00	0.00
Division Totals:			2.00	2.00	0.00

<u>Title</u>	<u>Salary</u>	<u>Range</u>	<u>Num Auth Positions</u>	<u>Full</u>	<u>BPAR</u>
WOMEN INFANTS & CHILDREN 17-18					
MANAGER WIC PROGRAM	\$4923 - 5983	074	1.00	1.00	0.00
HHS SPECIALIST	\$2804 - 4301	050 - 060	1.00	1.00	0.00
Division Totals:			2.00	2.00	0.00

Budget Officer Totals: 131.42 122.00 13.00

ATTACHMENT C

County of Inyo

Manpower Report

As of 7/1/2018

PLANNING

Title	Salary	Range	Num Auth Positions	Full	BPAP
PLANNING & ZONING					
PLANNING DIRECTOR	\$8585	APPT	1.00	1.00	0.00
PLANNING SENIOR	\$5410 - 6574	078	1.00	1.00	0.00
PLANNING ASSOCIATE	\$4923 - 5983	074	1.00	1.00	0.00
PLANNING ASSISTANT	\$4479 - 5448	070	1.00	1.00	0.00
PROJECT COORDINATOR	\$4067 - 4951	066	0.50	0.50	0.00
		Division Totals:	4.50	4.50	0.00
		Budget Officer Totals:	4.50	4.50	0.00

ATTACHMENT C

County of Inyo

Manpower Report

As of 7/1/2018

PROBATION

Title	Salary	Range	Num Auth Positions	Full	BPAR
JUVENILE INSTITUTIONS					
PROBATION OFFICER	\$4088 - 5728	067 - 073	2.00	2.00	0.00
PROBATION DEP CHIEF JUV INST	\$6254 - 7601	084	1.00	1.00	0.00
REHABILITATION SPECIALIST SR	\$3636 - 4630	062 - 064	9.45	8.00	2.00
PROBATION ASSISTANT	\$3232 - 3927	057	1.00	1.00	0.00
OFFICE TECHNICIAN	\$3150 - 4613	055 - 063	0.50	0.50	0.00
OFFICE CLERK	\$2686 - 3570	048 - 052	1.00	1.00	0.00
Division Totals:			14.95	13.50	2.00

Title	Salary	Range	Num Auth Positions	Full	BPAR
PROBATION - GENERAL					
PROBATION CHIEF OFFICER	\$10181	APPT	1.00	1.00	0.00
PROBATION OFFICER	\$4088 - 5728	067 - 073	5.00	5.00	0.00
PROBATION DEP CHF ADULT/JUVEN	\$6254 - 7601	084	1.00	1.00	0.00
SECRETARY ADMINISTRATIVE LEGA	\$4479 - 5448	070	1.00	1.00	0.00
SECRETARY LEGAL	\$3227 - 4723	056 - 064	2.00	2.00	0.00
OFFICE TECHNICIAN	\$3150 - 4613	055 - 063	1.00	1.00	0.00
Division Totals:			11.00	11.00	0.00
Budget Officer Totals:			25.95	24.50	2.00

ATTACHMENT C

County of Inyo

Manpower Report

As of 7/1/2018

PUBLIC ADMINISTRATOR

Title	Salary	Range	Num Auth Positions	Full	BPAR
PUBLIC ADMINISTRATOR					
PUBLIC ADMINISTRATOR GUARD	\$5594	ELEC	1.00	1.00	0.00
PUBLIC GUARDIAN SPECIALIST	\$3297 - 4006	057	0.72	0.00	1.00
		Division Totals:	1.72	1.00	1.00
		Budget Officer Totals:	1.72	1.00	1.00

ATTACHMENT C

County of Inyo

Manpower Report

As of 7/1/2018

PUBLIC WORKS

Title	Salary	Range	Num Auth Positions	Full	BPAR
BISHOP AIRPORT					
AIRPORT SUPERVISOR OPERATIONS	\$3791 - 4613	063	1.00	1.00	0.00
AIRPORT TECHNICIAN	\$2804 - 3739	050 - 054	1.72	1.00	1.00
Division Totals:			2.72	2.00	1.00

Title	Salary	Range	Num Auth Positions	Full	BPAR
BUILDING & SAFETY					
BUILDING ASSOCIATE OFFICIAL	\$5671 - 6897	080	1.00	1.00	0.00
BUILDING INSPECTOR	\$4272 - 5190	068	1.00	1.00	0.00
OFFICE TECHNICIAN	\$3150 - 4613	055 - 063	1.00	1.00	0.00
Division Totals:			3.00	3.00	0.00

Title	Salary	Range	Num Auth Positions	Full	BPAR
MAINTENANCE-BUILDING & GROUNDS					
BUILDING MAINTENANCE LEAD	\$4067 - 4951	066	1.00	1.00	0.00
BUILDING MAINTENANCE WORKER	\$3227 - 4301	056 - 060	2.00	2.00	0.00
OFFICE TECHNICIAN	\$3150 - 4613	055 - 063	1.00	1.00	0.00
CUSTODIAN	\$2804 - 3739	050 - 054	3.00	3.00	0.00
Division Totals:			7.00	7.00	0.00

Title	Salary	Range	Num Auth Positions	Full	BPAR
PUBLIC WORKS					
ENGINEER SENIOR CIVIL	\$6407 - 7789	085	1.00	1.00	0.00
ENGINEER ASSOCIATE	\$5410 - 6574	078	1.00	1.00	0.00
ENGINEER ASSISTANT CIVIL	\$4804 - 5843	073	1.00	1.00	0.00
ENGINEERING ASSISTANT	\$4583 - 6126	071 - 075	3.00	3.00	0.00
PROJECT COORDINATOR	\$4067 - 4951	066	0.50	0.50	0.00
Division Totals:			6.50	6.50	0.00

ATTACHMENT C

County of Inyo

Manpower Report

As of 7/1/2018

Title	Salary	Range	Num Auth Positions	Full	BPAR
ROAD					
PUBLIC WORKS DIRECTOR	\$11728	APPT	1.00	1.00	0.00
PUBLIC WORKS DEPUTY	\$6896 - 8379	088	1.00	1.00	0.00
ROAD SUPERINTENDENT	\$5410 - 6574	078	1.00	1.00	0.00
ENGINEERING ASSISTANT	\$4583 - 6126	071 - 075	3.00	3.00	0.00
ROAD MAINTENANCE SUPERVISOR	\$4583 - 5572	071	5.00	5.00	0.00
ROAD SHOP SUPERVISOR	\$4583 - 5572	071	1.00	1.00	0.00
ADMINISTRATIVE ANALYST	\$4272 - 5701	068 - 072	1.00	1.00	0.00
EQUIPMENT OPERATOR LEAD	\$4067 - 4951	066	1.00	1.00	0.00
ROAD SHOP ASSISTANT	\$3541 - 4301	060	1.00	1.00	0.00
EQUIPMENT MECHANIC HEAVY	\$3376 - 4301	058 - 060	3.00	3.00	0.00
EQUIPMENT OPERATOR MECHANIC	\$3376 - 4301	058 - 060	1.00	1.00	0.00
EQUIPMENT OPERATOR HEAVY	\$3376 - 4301	058 - 060	13.00	13.00	0.00
OFFICE TECHNICIAN	\$3150 - 4613	055 - 063	3.00	3.00	0.00
		Division Totals:	35.00	35.00	0.00

Title	Salary	Range	Num Auth Positions	Full	BPAR
TRANSPORTATION & PLANNING TRST					
PLANNING TRANSPORTATION SENIOR	\$5410 - 6574	078	1.00	1.00	0.00
SECRETARY ADMINISTRATIVE	\$3227 - 4723	056 - 064	1.00	1.00	0.00
OFFICE TECHNICIAN	\$3150 - 4613	055 - 063	1.00	1.00	0.00
		Division Totals:	3.00	3.00	0.00

Title	Salary	Range	Num Auth Positions	Full	BPAR
WATER SYSTEM - LONE PINE					
ENGINEER ASSOCIATE	\$5410 - 6574	078	1.00	1.00	0.00
		Division Totals:	1.00	1.00	0.00

Budget Officer Totals: 58.22 57.50 1.00

ATTACHMENT C

County of Inyo

Manpower Report

As of 7/1/2018

SHERIFF

Title	Salary	Range	Num Auth Positions	Full	BPAR
ANIMAL CONTROL - GENERAL					
ANIMAL CONTROL SUPERVISOR	\$3886 - 4723	064	1.00	1.00	0.00
OFFICE TECHNICIAN	\$3150 - 4613	055 - 063	1.00	1.00	0.00
ANIMAL CONTROL OFFICER	\$3227 - 3916	056	2.00	2.00	0.00
SHELTER ASSISTANT	\$2334 - 2837	042	1.00	1.00	0.00
Division Totals:			5.00	5.00	0.00

Title	Salary	Range	Num Auth Positions	Full	BPAR
JAIL - GENERAL					
CORRECTIONAL OFFICER	\$3886 - 4723	064	22.00	22.00	0.00
OFFICE TECHNICIAN	\$3150 - 4613	055 - 063	1.00	1.00	0.00
Division Totals:			23.00	23.00	0.00

Title	Salary	Range	Num Auth Positions	Full	BPAR
JAIL - SAFETY PERSONNEL					
UNDERSHERIFF	\$6954 - 9413	085SC - 085SE	1.00	1.00	0.00
LIEUTENANT	\$6490 - 8788	081SC - 081SE	1.00	1.00	0.00
SERGEANT	\$5373 - 7036	074SB - 074SD	1.00	1.00	0.00
CORPORAL	\$4648 - 6388	070SA - 070SD	4.00	4.00	0.00
Division Totals:			7.00	7.00	0.00

Title	Salary	Range	Num Auth Positions	Full	BPAR
KITCHEN SERVICES					
FOOD COOK SUPERVISOR	\$3376 - 4108	058	1.00	1.00	0.00
FOOD COOK	\$2871 - 3482	051	3.72	3.00	1.00
Division Totals:			4.72	4.00	1.00

Title	Salary	Range	Num Auth Positions	Full	BPAR
SHERIFF - GENERAL					
SHERIFF ADMINISTRATIVE ASST	\$4479 - 5448	070	1.00	1.00	0.00

ATTACHMENT C

County of Inyo

Manpower Report

As of 7/1/2018

ADMINISTRATIVE ANALYST	\$4272 - 5701	068 - 072	1.00	1.00	0.00
CIVIL OFFICER	\$3886 - 4723	064	1.00	1.00	0.00
EVIDENCE TECHNICIAN	\$3886 - 4723	064	1.00	1.00	0.00
OFFICE TECHNICIAN	\$3150 - 4613	055 - 063	1.50	1.50	0.00
PUBLIC SAFETY DISPATCHER	\$3150 - 4723	055 - 064	6.00	6.00	0.00
Division Totals:			11.50	11.50	0.00

Title	Salary	Range	Num Auth Positions	Full	BPAR
SHERIFF - SAFETY PERSONNEL					
SHERIFF	\$11355	ELSF	1.00	1.00	0.00
LIEUTENANT	\$6490 - 8788	081SC - 081SE	2.00	2.00	0.00
SERGEANT	\$5373 - 7036	074SB - 074SD	4.00	4.00	0.00
INVESTIGATOR	\$4895 - 6728	071SA - 071SD	3.00	3.00	0.00
CORPORAL	\$4648 - 6388	070SA - 070SD	3.00	3.00	0.00
DEPUTY	\$4232 - 5820	067SA - 067SD	19.00	19.00	0.00
Division Totals:			32.00	32.00	0.00

Title	Salary	Range	Num Auth Positions	Full	BPAR
VETERANS SERVICE OFFICER					
VETERAN SERVICES REP	\$4170 - 5062	067	1.00	1.00	0.00
Division Totals:			1.00	1.00	0.00

Budget Officer Totals: 84.22 83.50 1.00

ATTACHMENT C

County of Inyo

Manpower Report

As of 7/1/2018

TREASURER

Title	Salary	Range	Num Auth Positions	Full	BPAR
TTC GENERAL					
TREASURER TAX COLLECTOR	\$8285	ELEC	1.00	1.00	0.00
TREASURER TAX COLLECTOR ASST	\$6574	XXXX	1.00	1.00	0.00
OFFICE TECHNICIAN	\$3150 - 4613	055 - 063	2.00	2.00	0.00
		Division Totals:	4.00	4.00	0.00
		Budget Officer Totals:	4.00	4.00	0.00

ATTACHMENT C

County of Inyo

Manpower Report

As of 7/1/2018

WATER

<u>Title</u>	<u>Salary</u>	<u>Range</u>	<u>Num Auth Positions</u>	<u>Full</u>	<u>BPAR</u>
SALT CEDAR PROJECT					
SALT CEDAR MANAGER	\$4693 - 5701	072	1.00	1.00	0.00
		Division Totals:	1.00	1.00	0.00

<u>Title</u>	<u>Salary</u>	<u>Range</u>	<u>Num Auth Positions</u>	<u>Full</u>	<u>BPAR</u>
WATER DEPARTMENT					
WATER DIRECTOR	\$10524	APPT	1.00	1.00	0.00
SCIENCE COORDINATOR	\$6103 - 7416	083	1.00	1.00	0.00
MITIGATION PROJECT MANAGER	\$5671 - 6897	080	1.00	1.00	0.00
SCIENTIST	\$5671 - 6897	080	1.00	1.00	0.00
SCIENTIST ASSOCIATE	\$5161 - 6275	076	2.00	2.00	0.00
VEGETATION MANAGER	\$4693 - 5701	072	1.00	1.00	0.00
ADMINISTRATIVE ANALYST	\$4272 - 5701	068 - 072	1.00	1.00	0.00
		Division Totals:	8.00	8.00	0.00
		Budget Officer Totals:	9.00	9.00	0.00

ATTACHMENT C

County of Inyo

Manpower Report

As of 7/1/2018

Report Totals: 433.85 415.00 26.00

Budget Name	Budget Unit Number	Net FTE Changes FY 18/19	HHS Director		HHS Asst Director		Mgmt Analyst		Admin Analyst II		Admin Analyst II		Admin Analyst II		AB 109 Coordinator		Assist to HHS Director		Senior Mgmt Analyst		Admin Analyst III	
			1718	1819	1718	1819	1718	1819	1718	1819	1718	1819	1718	1819	1718	1819	1718	1819	1718	1819	1718	1819
Health	045100	0.05	0.15	0.15	0.15	0.20	0.15	0.15					0.02	0.02	1.00	1.00	0.20	0.20	0.20	0.20	0.10	0.10
CHDP	045102	0.00																				
Mental Health	045200	0.10	0.15	0.15	0.15	0.20	0.40	0.40	0.50	0.50	0.50	0.50	0.49	0.49			0.20	0.25	0.20	0.20	0.50	0.50
DDP	045312	0.00																				
SUD	045315	0.00			0.15	0.15													0.05	0.05	0.25	0.25
CCS Treatment	045500	0.00																				
CCS Admin	045501	0.00																				
Social Services	055800	0.06	0.70	0.65	0.37	0.45	0.40	0.40	0.50	0.50	0.50	0.50	0.49	0.49			0.50	0.50	0.35	0.35	0.10	0.13
IC Gold	056100	(0.08)			0.03												0.05		0.05	0.05		
WIA	613718	0.00																				
Tobacco	640317	0.00					0.05	0.05														
CARES Grant	641218/19	(0.03)																			0.05	0.02
MCH	641618	0.00																				
WIC	641917/18	0.00																				
CBCAP	642515	0.00																				
First Five	643000	0.00																	0.05	0.05		
ESAAA	683000	(0.10)		0.05	0.15												0.05	0.05	0.10	0.10		
FIRST	055801	0.00																				
		0.00	1.00	1.00	1.00	1.00	1.00	1.00	1.00	1.00	1.00	1.00	1.00	1.00	1.00	1.00	1.00	1.00	1.00	1.00	1.00	1.00

Budget Name	Budget Unit Number	Net FTE Changes FY 18/19	Admin Analyst II		Office Tech III Fiscal		Office Tech III Fiscal		Office Tech I Fiscal		Office Tech II Fiscal		Office Tech III Fiscal		Office Tech III Fiscal		Office Tech I Fiscal		Admin Analyst II		Health Officer	
			1718	1819	1718	1819	1718	1819	1718	1819	1718	1819	1718	1819	1718	1819	1718	1819	1718	1819	1718	1819
Health	045100	(0.22)	0.15	0.05	0.25			0.05	0.59	0.54	0.15		0.42	0.50		0.10				0.10	0.95	0.95
CHDP	045102	(0.05)	0.05								0.05										0.05	
Mental Health	045200	(0.31)	0.20	0.05	0.25			0.95	0.80		0.38		0.15	0.07		0.30				0.40		
DDP	045312	0.00											0.05			0.05						
SUD	045315	0.00						0.05	0.05				0.25			0.25						
CCS Treatment	045500	0.00																				
CCS Admin	045501	0.00	0.05									0.03	0.03							0.05		
Social Services	055800	(0.31)	0.50	0.50	0.10			0.10		0.05	0.36		0.35	1.00	0.25	1.00	1.00			0.40		
IC Gold	056100	(0.11)			0.05						0.06											
WIA	613718	0.00	0.05	0.05																		
Tobacco	640317	0.00		0.25	0.25				0.05	0.05												
CARES Grant	641218/19	0.00							0.02	0.02												
MCH	641618	0.00							0.05	0.05			0.05	0.05							0.05	0.05
WIC	641917/18	0.00							0.10	0.10			0.05			0.05						
CBCAP	642515	0.00																				
First Five	643000	0.00																				
ESAAA	683000	0.00		0.10	0.10				0.19	0.19												
FIRST	055801	0.00																				
		-1.00	1.00	1.00	1.00	0.00	1.00	1.00	1.00	1.00	1.00	0.00	1.00	1.00	1.00	1.00	1.00	1.00	0.00	1.00	1.00	1.00

ATTACHMENT D

Budget Name	Budget Unit Number	Net FTE Changes FY 18/19	PH Deputy Director		First 5 Director		PHN		RN/PHN		Registered Nurse PH (APAR)		RN/PHN		Registered Nurse PH (APAR)		WIC Manager change to Prevention PM		RD		Human Services Supervisor		
			1718	1819	1718	1819	1718	1819	1718	1819	1718	1819	1718	1819	1718	1819	1718	1819	1718	1819	1718	1819	
Health	045100	0.54	0.70	0.75			0.35	0.30	0.45	0.66	0.47			0.80	0.47	0.47				0.10	0.10		
CHDP	045102	(0.25)	0.15	0.10			0.10	0.10	0.25								0.05			0.10			
Mental Health	045200	0.05																		0.05			
DDP	045312	0.00																					
SUD	045315	0.00	0.05	0.05													0.30					0.30	
CCS Treatment	045500	0.00							0.10					0.10									
CCS Admin	045501	0.00						0.10	0.20					0.10									
Social Services	055800	0.00																					
IC Gold	056100	0.00																					
WIA	613718	0.00																					
Tobacco	640317	0.60															0.20					0.60	1.00
CARES Grant	641218/19	(0.03)					0.10			0.07													
MCH	641618	0.05	0.05	0.05			0.45	0.50															
WIC	641917/18	0.20	0.05	0.05													0.90	0.50		0.60			
CBCAP	642515	0.00																					
First Five	643000	0.00			1.00	1.00																	
ESAAA	683000	0.10															0.05			0.15			
FIRST	055801	0.00																					
		1.26	1.00	1.00	1.00	1.00	1.00	1.00	1.00	0.73	0.47	0.00	0.00	1.00	0.47	0.47	1.00	1.00	0.00	1.00	1.00	1.00	1.00

Budget Name	Budget Unit Number	Net FTE Changes FY 18/19	HHS Sp/Prev Specialist		Prevention Specialist		Prevention Specialist		Office Tech III PH		Prevention Specialist (HPP)		Prevention Specialist		Prevention Specialist - First 5		Prevention Specialist - PH (BPAR)		Rehab Specialist (CCP/AB109)		HHS Specialist II - PH		
			1718	1819	1718	1819	1718	1819	1718	1819	1718	1819	1718	1819	1718	1819	1718	1819	1718	1819	1718	1819	
Health	045100	(0.10)							1.00	1.00	1.00	0.90							1.00	1.00	0.25	0.25	
CHDP	045102	0.58		0.25													0.33						
Mental Health	045200	0.00																					
DDP	045312	0.00																					
SUD	045315	0.40		0.50			0.30	0.10							0.20	0.30	0.40	0.40					
CCS Treatment	045500	0.00																					
CCS Admin	045501	0.00																			0.75	0.75	
Social Services	055800	(0.33)					0.10						0.20	0.20		0.10	0.33						
IC Gold	056100	0.00																					
WIA	613718	0.00																					
Tobacco	640317	0.30					0.20	0.50															
CARES Grant	641218/19	0.10									0.10												
MCH	641618	0.05		0.25	0.60	0.60									0.20								
WIC	641917/18	0.00			0.40	0.40	0.40	0.40					0.20	0.20									
CBCAP	642515	0.00																					
First Five	643000	0.00											0.60	0.60	0.60	0.60							
ESAAA	683000	0.00																					
FIRST	055801	0.00																					
		1.00	0.00	1.00	1.00	1.00	1.00	1.00	1.00	1.00	1.00	1.00	1.00	1.00	1.00	1.00	0.73	0.73	1.00	1.00	1.00	1.00	1.00

Budget Name	Budget Unit Number	Net FTE Changes FY 18/19	Office Clerk I - E&E		ICW II		IHSS RN		SW Supervisor		SW Supervisor CCR		SW Supervisor		SW III		SW III THP-PLUS		Human Services Supervisor		SW IV	
			1718	1819	1718	1819	1718	1819	1718	1819	1718	1819	1718	1819	1718	1819	1718	1819	1718	1819	1718	1819
Health	045100	0.00																				
CHDP	045102	0.00																				
Mental Health	045200	0.00	0.05	0.05									0.15	0.15			0.25	0.25				
DDP	045312	0.00																				
SUD	045315	0.00	0.05	0.05																		
CCS Treatment	045500	0.00																				
CCS Admin	045501	0.00																				
Social Services	055800	0.05	0.90	0.90	1.00	1.00	1.00	1.00	1.00	1.00	1.00	1.00	0.85	0.85	1.00	1.00	0.75	0.75	0.95	1.00	1.00	1.00
IC Gold	056100	0.00																				
WIA	613718	0.00																				
Tobacco	640317	0.00																				
CARES Grant	641218/19	0.00																				
MCH	641618	0.00																				
WIC	641917/18	0.00																				
CBCAP	642515	0.00																				
First Five	643000	0.00																				
ESAAA	683000	(0.05)																	0.05			
FIRST	055801	0.00																				
		0.00	1.00	1.00	1.00	1.00	1.00	1.00	1.00	1.00	1.00	1.00	1.00	1.00	1.00	1.00	1.00	1.00	1.00	1.00	1.00	1.00

Budget Name	Budget Unit Number	Net FTE Changes FY 18/19	SW I		SW III		SW I APS/LPS/IHSS		SW II APS/LPS/IHSS		SW II		HHS Specialist III - A&C		HHS Specialist III - A&C		HHS Specialist III - A&C		Case Reviewer (APAR)		Human Services Supervisor - LP		
			1718	1819	1718	1819	1718	1819	1718	1819	1718	1819	1718	1819	1718	1819	1718	1819	1718	1819	1718	1819	
Health	045100	0.00																					
CHDP	045102	0.00																					
Mental Health	045200	0.00					0.55	0.55	0.10	0.10											0.10	0.10	
DDP	045312	0.00																					
SUD	045315	0.00																					
CCS Treatment	045500	0.00																					
CCS Admin	045501	0.00																					
Social Services	055800	(0.47)	1.00	1.00	1.00	1.00	0.45	0.45	0.90	0.90	1.00	1.00	1.00	1.00	1.00	1.00	1.00	1.00	0.47		0.05	0.05	
IC Gold	056100	0.00																				0.15	0.15
WIA	613718	0.00																					
Tobacco	640317	0.00																					
CARES Grant	641218/19	0.00																					
MCH	641618	0.00																					
WIC	641917/18	0.00																					
CBCAP	642515	0.00																					
First Five	643000	0.00																					
ESAAA	683000	0.00																				0.70	0.70
FIRST	055801	0.00																					
		-0.47	1.00	1.00	1.00	1.00	1.00	1.00	1.00	1.00	1.00	1.00	1.00	1.00	1.00	1.00	1.00	1.00	0.47	0.00	1.00	1.00	

Budget Name	Budget Unit Number	Net FTE Changes FY 18/19	Office Tech III Beh Health		Addictions Counselor III		Addictions Counselor III		Addictions Counselor III		Addictions Counselor III (BPAR)		Admin Sec II		HHS Specialist IV - Beh Health		HHS Specialist IV - Beh Health		HHS Specialist IV - Beh Health		HHS Specialist IV - Beh Health		
			1718	1819	1718	1819	1718	1819	1718	1819	1718	1819	1718	1819	1718	1819	1718	1819	1718	1819	1718	1819	1718
Health	045100	0.00																					
CHDP	045102	0.00																					
Mental Health	045200	0.00	0.80	0.80									1.00	1.00	1.00	1.00	1.00	1.00	1.00	1.00	1.00	1.00	
DDP	045312	0.00	0.10	0.10	0.15	0.15	0.15	0.15			0.515	0.515											
SUD	045315	0.00			0.85	0.85	0.85	0.85	1.00	1.00	0.215	0.215											
CCS Treatment	045500	0.00																					
CCS Admin	045501	0.00																					
Social Services	055800	0.00	0.10	0.10																			
IC Gold	056100	0.00																					
WIA	613718	0.00																					
Tobacco	640317	0.00																					
CARES Grant	641218/19	0.00																					
MCH	641618	0.00																					
WIC	641917/18	0.00																					
CBCAP	642515	0.00																					
First Five	643000	0.00																					
ESAAA	683000	0.00																					
FIRST	055801	0.00																					
		0.00	1.00	1.00	1.00	1.00	1.00	1.00	1.00	1.00	0.73	0.73	1.00	1.00	1.00	1.00	1.00	1.00	1.00	1.00	1.00	1.00	

Budget Name	Budget Unit Number	Net FTE Changes FY 18/19	Rehab Specialist II - Beh Health		Rehab Specialist - Beh Health		SW IV/ Psychotherapist		HHS Specialist IV - MHSA		HHS Specialist IV - MHSA		HHS Specialist I - MHSA (APAR)		HHS Specialist I - MHSA (APAR)		Residential Caregiver		Residential Caregiver		Residential Caregiver	
			1718	1819	1718	1819	1718	1819	1718	1819	1718	1819	1718	1819	1718	1819	1718	1819	1718	1819	1718	1819
Health	045100	0.00																				
CHDP	045102	0.00																				
Mental Health	045200	(1.00)	1.00		1.00			1.00	1.00	1.00	1.00	0.47	0.47	0.47	0.47	1.00	1.00	1.00	1.00	1.00	1.00	
DDP	045312	0.00																				
SUD	045315	0.00																				
CCS Treatment	045500	0.00																				
CCS Admin	045501	0.00																				
Social Services	055800	0.00																				
IC Gold	056100	0.00																				
WIA	613718	0.00																				
Tobacco	640317	0.00																				
CARES Grant	641218/19	0.00																				
MCH	641618	0.00																				
WIC	641917/18	0.00																				
CBCAP	642515	0.00																				
First Five	643000	0.00																				
ESAAA	683000	0.00																				
FIRST	055801	0.00																				
		-1.00	1.00	0.00	1.00	0.00	0.00	1.00	1.00	1.00	1.00	0.47	0.47	0.47	0.47	1.00	1.00	1.00	1.00	1.00	1.00	

Budget Name	Budget Unit Number	Net FTE Changes FY 18/19	Residential Caregiver		Residential Caregiver		Residential Caregiver		Residential Caregiver (BPAR)		PSA II (APAR)		PSA II (BPAR) LP		Office Clerk III Beh Health		Office Clerk III Beh Health		Office Clerk III - Beh Health		Office Clerk III - Beh Health		
			1718	1819	1718	1819	1718	1819	1718	1819	1718	1819	1718	1819	1718	1819	1718	1819	1718	1819	1718	1819	1718
Health	045100	0.00																					
CHDP	045102	0.00																					
Mental Health	045200	0.15	1.00	1.00	1.00	1.00	1.00	1.00	0.73	0.73	0.47	0.47	0.73	0.73	0.80	0.80	0.80	0.80	0.65	0.80	0.50	0.50	
DDP	045312	0.05													0.15	0.15	0.15	0.15	0.10	0.15			
SUD	045315	0.00																					
CCS Treatment	045500	0.00																					
CCS Admin	045501	0.00																					
Social Services	055800	(0.20)													0.05	0.05	0.05	0.05	0.25	0.05	0.50	0.50	
IC Gold	056100	0.00																					
WIA	613718	0.00																					
Tobacco	640317	0.00																					
CARES Grant	641218/19	0.00																					
MCH	641618	0.00																					
WIC	641917/18	0.00																					
CBCAP	642515	0.00																					
First Five	643000	0.00																					
ESAAA	683000	0.00																					
FIRST	055801	0.00																					
		0.00	1.00	1.00	1.00	1.00	1.00	1.00	0.73	0.73	0.47	0.47	0.73	0.73	1.00	1.00	1.00	1.00	1.00	1.00	1.00	1.00	

Budget Name	Budget Unit Number	Net FTE Changes FY 18/19
Health	045100	(0.56)
CHDP	045102	0.37
Mental Health	045200	(1.60)
DDP	045312	0.05
SUD	045315	0.40
CCS Treatment	045500	0.00
CCS Admin	045501	0.00
Social Services	055800	(1.87)
IC Gold	056100	(1.42)
WIA	613718	0.93
Tobacco	640317	0.90
CARES Grant	641218/19	0.04
MCH	641618	0.10
WIC	641917/18	0.20
CBCAP	642515	0.00
First Five	643000	0.00
ESAAA	683000	1.04
FIRST	055801	(1.00)
		(2.42)

POSITIONS RECOMMENDED FOR ELIMINATION

DEPARTMENT	POSITION TITLE	RANGE	REASON FOR DELETION
HEALTH & HUMAN SERVICES	REHABILITATION SPECIALIST	60	DEPARTMENT REQUESTED
	REHABILITATION SPECIALIST	60	DEPARTMENT REQUESTED
	BEHAVIORAL HEALTH NURSE	80	DEPARTMENT REQUESTED
	SOCIAL WORKER IV	74	DEPARTMENT REQUESTED
	OFFICE TECHNICIAN II	59	DEPARTMENT REQUESTED
	OFFICE TECHNICIAN II	59	DEPARTMENT REQUESTED
PROBATION	ADMINISTRATIVE LEGAL SECRETARY	70	DEPARTMENT REQUESTED
PUBLIC WORKS	ENGINEERING ASSISTANT	71	DEPARTMENT REQUESTED
	ENGINEERING ASSISTANT	71	DEPARTMENT REQUESTED
	ENGINEERING ASSISTANT	71	DEPARTMENT REQUESTED

POSITIONS RECOMMENDED TO BE ADDED TO DEPARTMENTS

DEPARTMENT	POSITION TITLE	RANGE
AGRICULTURE	CANNABIS INSPECTOR I	60
AGRICULTURE	CANNABIS INSPECTOR II	65
ASSESSOR	SENIOR ASSESSOR	88
AUDITOR-CONTROLLER	OFFICE TECHNICIAN III	63
HEALTH & HUMAN SERVICES	SOCIAL WORKER IV/PSYCHOTHERAPIST	81
	SOCIAL WORKER IV/PSYCHOTHERAPIST	81
	ADMINISTRATIVE ANALYST II	70
	REGISTERED NURSE/PUBLIC HEALTH NURSE	80
	BPAR REGISTERED DIETICIAN	74
INFORMATION SERVICES	GIS TECHNICIAN II	72
PARKS & RECREATION	PARKS SPECIALIST	56
PROBATION	ADMINISTRATIVE ANALYST I	68
SHERIFF	SHELTER ASSISTANT	42
TREASURER-TAX COLLECTOR	OFFICE TECHNICIAN III	63
WATER	DEPUTY DIRECTOR OF WATER	88

CHANGES IN AUTHORIZED STAFFING TO DEPARTMENTS

DEPARTMENT	POSITION TO BE DELETED	RANGE	POSITION TO BE ADDED	RANGE
ASSESSOR	BPAR OFFICE TECHNICIAN I	55	FULL-TIME OFFICE TECHNICIAN I	55
ASSESSOR	APPRAISER I	68	AUDITOR/APPRaiser I	70
ASSESSOR	ASSISTANT ASSESSOR (IF NOT ABLE TO RECRUIT)	78	AUDITOR APPRAISER III OR SENIOR AUDITOR APPRAISER	78/82
ASSESSOR	CADASTRAL TECHNICIAN II	66	GIS ANALYST II	72
BOARD OF SUPERVISORS / COUNTY ADMINISTRATOR	ASSISTANT CLERK OF THE BOARD	68	ASSISTANT TO THE COUNTY ADMINISTRATOR/ASSISTANT CLERK OF THE BOARD	74
BOARD OF SUPERVISORS / COUNTY ADMINISTRATOR	ASSISTANT TO THE COUNTY ADMINISTRATOR	74	DEPUTY CLERK OF THE BOS / DEPUTY ASSISTANT TO THE CAO	68
ENVIRONMENTAL HEALTH	REHS III	79	DEPUTY DIRECTOR ENVIRONMENTAL HEALTH	88
HEALTH & HUMAN SERVICES	WIC PROGRAM MANAGER	74	PREVENTION PROGRAM MANAGER	74
LIBRARY	APAR LIBRARIAN SPECIALIST I	48	APAR LIBRARIAN I	54
	APAR LIBRARIAN SPECIALIST I	48	APAR LIBRARIAN I	54
MOTOR POOL / PARKS / RECYCLING & WASTE MGMT	BPAR OFFICE CLERK II	50	FULL-TIME OFFICE TECHNICIAN I	55
PROBATION	OFFICE TECHNICIAN III	63	BPAR OFFICE TECHNICIAN I	55
PUBLIC ADMINISTRATOR / GUARDIAN	BPAR PUBLIC GUARDIAN SPECIALIST	57	FULL-TIME PUBLIC GUARDIAN SPECIALIST	57
SHERIFF	VETERAN'S SERVICE REPRESENTATIVE	67	VETERAN'S SERVICE OFFICER	78
SHERIFF	ADMINISTRATIVE ANALYST III	72	PUBLIC INFORMATION OFFICER (SHARED WITH CAO)	78

County Office Hours

Per Board Resolution No. 2001-29, "A Resolution of the Board of Supervisors, County of Inyo, State of California, Establishing Hours for County Offices", approved and adopted on April 17, 2001, the County Administrative Officer is to publish County office hours in the annual budget document for review of the Board of Supervisors, and once a year in the local newspapers. Other than exceptions that are identified below, County offices are open for the transaction of the people's business from 8 a.m. until 5 p.m. every day, except Saturday, Sunday and holidays. All Departments are required to either have voice mail or make other arrangements to provide coverage during noontime and other times, as necessary, during the workday.

The Department Heads within the County structure have the flexibility and discretion to adjust the hours of operations to improve the service and program access to the citizens and residents of Inyo County. Listed below are the departments that have modified their office hours to maximize public access to their programs:

Agriculture

Bishop	Monday – Friday	7:30 a.m. – 4:30 p.m.	Open for Lunch
--------	-----------------	-----------------------	----------------

District Attorney

Independence	Monday, Tuesday, Thursday, Friday	8:00 a.m. – 4:30 p.m.	Open for Lunch
Bishop	Monday – Friday	8:00 a.m. – 5:00 p.m.	Lunch 12:00 – 1:00 p.m.

Environmental Health

Bishop	Monday – Friday	8:00 a.m. – 5:00 p.m.	Lunch 12:00 – 1:00 p.m.
Independence	Monday – Friday	8:00 a.m. – 5:00 p.m.	Lunch 12:00 – 1:00 p.m.

Farm Advisor

Bishop	Monday – Friday	8:00 a.m. – 5:00 p.m.	Lunch 12:00 – 1:00 p.m.
--------	-----------------	-----------------------	-------------------------

Health & Human Services

Grove Street, Bishop	Monday	8:00 a.m. – 5:00 p.m.	Lunch 12:00 – 1:00 p.m. Closed for Staff Meeting 1:00 – 2:00
	Tuesday – Friday	8:00 a.m. – 5:00 p.m.	Lunch 12:00 – 1:00 p.m.

May Street, Bishop	Monday – Friday	8:00 a.m. – 5:00 p.m.	Lunch 12:00 – 1:00 p.m.
--------------------	-----------------	-----------------------	-------------------------

South Street, Bishop	Monday – Friday	8:00 a.m. – 5:00 p.m.	Lunch 12:00 – 1:00 p.m.
	(Every Third Wednesday of the month – Closed 8:00-10:15 a.m.)		

Employment & Eligibility, Bishop	Monday – Friday	8:00 a.m. – 5:00 p.m.	Open during lunch hour
	Tuesday	Closed for Staff meeting	8:00 a.m. – 9:15 a.m.

Employment & Eligibility, Lone Pine	Monday – Friday	8:00 a.m. – 5:00 p.m.	Lunch 12:00 – 1:00 p.m.
	Tuesday	Closed for Staff meeting	8:00 a.m. – 9:15 a.m.

Health & Human Services, cont'd

Tecopa

Monday – Friday 8:00 a.m. – 4:00 p.m. Lunch 12:00 p.m. to 12:30

Bishop Wellness Center

Monday 7:30 a.m. – 11:00 a.m. Closed 11:00 a.m.– 1:30 p.m.

1:30p.m. – 3:00p.m.

Tuesday, Thursday, Friday 7:30 a.m. – 5:00 p.m. Lunch 12:00 – 1:00 p.m.

(Except during inclement weather)

Wednesday 7:30 a.m. – 12:00 p.m.

Lone Pine Wellness Center

Tuesday and Thursday 10:00 a.m. – 1:00 p.m.

Big Pine Senior Center

Monday, Tuesday, Wednesday, Friday 11:30 a.m. – 12:30 p.m.

Bishop Senior Center

Monday – Thursday 8:00 a.m. – 1:00 p.m.

Friday 8:00 a.m. – 1:00 p.m.

Independence Senior Center

Fridays only 11:30 p.m. – 1:00 p.m.

Lone Pine Senior Center

Monday – Friday 9:00 a.m. – 1:00 p.m.

WIC, First Five and Prevention Offices, Bishop

Monday – Friday 8:00 a.m. – 5:00 p.m. Lunch 12:00 – 1:00 p.m.

(Every Third Wednesday of the month – Closed 8:00-10:15 a.m.)

Library

Central Library

Tuesday – Friday 12:00 p.m. – 5:00 p.m.

Wednesday 12:00 p.m. – 8:00 p.m.

Saturday 10:00 a.m. – 1:00 p.m.

Big Pine Library

Tuesday, Thursday, Friday 12:00 p.m. – 5:00 p.m.

Wednesday 2:00 p.m. – 7:00 p.m.

Saturday 10:00 a.m. – 4:00 p.m.

Bishop Library

Wednesday, Friday 10:00 a.m. – 6:00 p.m.

Tuesday, Thursday 12:00 p.m. – 8:00 p.m.

Saturday 10:00 a.m. – 4:00 p.m.

Furnace Creek Library

Wednesday 4:30 p.m. – 8:30 p.m.

Saturday 9:00 a.m. – 12:00 p.m.

Lone Pine Library

Tuesday, Thursday 2:00 p.m. – 7:00 p.m.

Wednesday, Friday 10:00 a.m. – 5:00 p.m. Lunch 12:00 – 1:00 p.m.

Saturday 10:00 a.m. – 4:00 p.m.

Tecopa Library

Winter Hours – September 1, 2018 – April 30, 2019

Tuesday 9:00 a.m. – 4:00 p.m.

Wednesday, Thursday 10:00 a.m. – 4:00 p.m.

Summer Hours – May 1, 2019 to August 31, 2019

Tuesday, Wednesday 7:00 a.m. – 4:00 p.m.

Museum

Open to the public 7 days per week 10:00 a.m. – 5:00 p.m.
Staff available for phone calls at 8:30 a.m.

Probation

Monday 8:00 a.m. – 9:00 a.m. Closed for Staff Meeting

Public Works

Independence Monday – Friday 8:00 a.m. – 5:00 p.m.

Public Works Building & Safety Office

Bishop Monday – Friday 7:30 a.m. – 4:30 p.m.

Independence Monday – Friday 8:00 a.m. – 5:00 p.m.

Road Facilities

Bishop Road Yard #1 Monday – Thursday 6:30 a.m. – 5:00 p.m.

Bishop Road Yard #2 Tuesday – Friday 6:00 a.m. – 4:30 p.m.

Bishop Shop Tuesday – Friday 6:00 a.m. – 4:30 p.m.

Closed Monday

Big Pine Road Yard Tuesday – Friday 6:00 a.m. – 4:30 p.m.

Closed Monday

Independence Road Tuesday – Friday 6:00 a.m. – 4:30 p.m.

Closed Monday

Mazourka Shop Monday – Friday 6:00 a.m. – 4:30 p.m.

Lone Pine Road Yard Monday – Thursday 6:00 a.m. – 4:30 p.m.

Closed Friday

Shoshone Road Yard Monday – Thursday 6:00 a.m. – 4:30 p.m.

Closed Friday

Recycling & Waste Management – Landfill Facilities

Bishop-Sunland Landfill 7 Days Per Week 7:30 a.m. – 3:30 p.m.

Big Pine Transfer Station Tuesday, Saturday 7:30 a.m. – 3:00 p.m.

Lunch 12:00 – 12:30 p.m.

Independence Landfill Sunday 7:00 a.m. – 3:00 p.m.

Thursday 7:30 a.m. – 3:00 p.m.

Lone Pine Landfill Monday, Friday, Saturday 7:00 a.m. – 3:00 p.m.

Sheriff's Office

Lone Pine: Monday and Wednesday 8:00 a.m. – 5:00 p.m.

Lunch 12:00 – 1:00 p.m.

Friday 1:00 p.m. – 5:00 p.m.

Bishop: Monday – Friday 8:00 a.m. – 5:00 p.m.

Open to public 9:00 a.m.

Lunch 12:00 – 1:00 p.m.

Treasurer – Tax Collector

Monday – Friday 9:00 a.m. – 5:00 p.m.

Lunch 12:00 – 1:00 p.m.

Veteran's Office

Bishop Office: Monday – Thursday 7:00 a.m. – 5:00 p.m.

Closed Friday

Outreach on Thursday's

INYO COUNTY 2018-2019 BUDGET HEARINGS SCHEDULE

Administrative Center, Independence
September 4, 2018, beginning at 10:30 a.m. & continuing as necessary

I. Budget Message: Introduction and Summary of Fiscal Year 2018-2019 CAO Recommended Budget

II. Consent Agenda:

	<i>Page</i>
Water	1
Big Pine Recycle Water Project	6
Salt Cedar Project	9
OVG - OV Groundwater Grant	12
Owens River Water Trail Grant	15
Treasurer/Tax Collector	18
Sheriff	23
Animal Control--General	29
CalMet Task Force	34
DNA	37
Illegal Cannabis Suppression	40
Jail--CAD/RMS Project	43
Jail--General	46
Jail--Safety Personnel	51
Jail--STC	55
Jail Security Project	58
Kitchen Services	61
Off Highway Vehicle Grant	65
RAN	68
Sheriff--Safety Personnel	71
Veterans Service Officer	75
Road	80
State Funded Road Projects	86
Public Works	89
Big Pine Lighting	93
Bishop Airport Operating	97
Bishop Airport - Special Aviation	102
Bishop Airport Improvement--Apron Project	105
Building & Safety	108
County Services Area #2	112
Deferred Maintenance	115
Independence Airport Operating	118
Independence Airport Special Aviation	122
Independence Lighting	125
Independence Water System	129
Independence Water Upgrade	133
Laws Water System	136
Lone Pine/Death Valley Airport Operating	140
Lone Pine/Death Valley Airport Special Aviation	144
Lone Pine Lighting	147
Lone Pine Water System	151
Maintenance--Buildings & Grounds	155
Shoshone Airport Special Aviation	160
Transportation & Planning Trust	164

II. Consent Agenda Continued:*Page*

Assessor	169
Agricultural Commissioner/Sealer	173
Cannabis Regulation - General Operating	178
Eastern Sierra Weed Management Area Grant	181
Inyo Mosquito Abatement Program	186
Child Support Services	192
Public Administrator/Guardian	197
Probation--General	202
Criminal Justice Realignment	208
Juvenile Institutions	213
Out of County--Juvenile Hall	219
Planning & Zoning	222
LAFCO	227
Yucca Mountain Oversight Grant	229
Health & Human Services--Health	233
California Children Services--Administration	240
California Children Services	245
CARES Grant 18-19	249
CARES Grant 19-20	253
Community Based Child Abuse Prevention (CBCAP)	258
Child Health & Disability Prevention	262
Community Mental Health	266
Drinking Driver Program	273
Eastern Sierra Area Agency on Aging (ESAAA)	277
First Five Commission	284
FIRST Program	289
Foster Care	294
General Relief	297
Inyo County Gold	301
Maternal Child Health Grant	306
Social Services--General	311
Substance Use Disorders	317
TANF/CalWORKs	322
Tobacco Tax Grant	325
Women, Infants, Children Grant 17-18	330
Women, Infants, Children Grant 18-19	335
Work Investment Act--Program	340
Grand Jury	343
Farm Advisor	346
Lease Rental	350
Range Improvement	353
Environmental Health--General	356
District Attorney	361
District Attorney--Safety	366
OES-VWAC 17-18	369
OES-VWAC 18-19	373
County Counsel	376
County Clerk--General	381
Elections	386
Recorder--Recorders Micrographic	391

II. Consent Agenda Continued:*Page*

Coroner	395
Board of Supervisors	398
Auditor-Controller--General	403
Auditor-Controller--CalPers Refunding Safety	407
Auditor-Controller--Economic Stabilization	410
Auditor-Controller--General Reserves	413
Auditor-Controller--Geothermal	416
General Revenues & Expenditures	419
IFAS Upgrade	423
Insurance, Retirement, OASDI	426
PILT Trust	429
Property Tax Upgrade	430
County Administrative Officer--General	433
Accumulated Capital Outlay	438
Computer Systems Fund	441
Computer Upgrade	442
Consolidated Office Building	445
Contingencies	446
County Liability Trust	447
County Library	450
Disaster Services	455
Economic Development	460
Emergency Preparedness	464
Fish & Game	468
General Relief Fund	471
Great Basin APC Grant	474
Homeland Security Grant 17-18	477
Information Services	480
Law Library	486
Medical Malpractice Trust	489
Motor Pool--Operating	492
Motor Pool--Replacement	496
Museum--General	499
Natural Resource Development	504
Parks & Recreation	507
Personnel	513
Phone System Replacement	517
Public Defender	518
Purchasing Revolving	521
Recycling and Waste Management	524
Risk Management	530
Tecopa Lagoon Project	534
Worker's Compensation	537
Advertising County Resources	540
Grants in Support	546

WATER DEPARTMENT

024102

DEPARTMENTAL FUNCTIONS

The Water Department's responsibilities, as set forth in Inyo County Resolution 99-43, are to assist in the implementation of the County's policy on extraction and use of water. The core activities of the Water Department are management of water resources in Inyo County under the Inyo/Los Angeles Long-Term Water Agreement (LTWA), the Final Environmental Impact Report for the LTWA (FEIR), the Memorandum of Understanding setting forth various requirements for LTWA mitigation projects, and the Inyo County Groundwater Ordinance (Ordinance 1004, which regulates non-LADWP groundwater transfers). These responsibilities are met through development and implementation of water management strategies; environmental monitoring, implementation and monitoring mitigation programs; environmental data analysis and interpretation; and providing information to the public through public meetings, the Department's web site, and the Department's annual report. Other functions include representing the County in Inyo-Mono Integrated Regional Water Management Group, acting as staff to the Owens Valley Groundwater Authority, assisting in water-related analysis of proposed projects, and developing and implementing state-mandated groundwater monitoring and management plans.

MAJOR ACCOMPLISHMENTS IN FISCAL YEAR 2017-2018

- Coordinated formation of Owens Valley Groundwater Authority (OVGA)
- Initiated CEQA study of Owens River Water Trail
- Obtained a grant from CDWR for \$713,155 to assist the in preparing a Sustainable Groundwater Management Act (SGMA) groundwater sustainability Plan
- Completed a feasibility study for the Big Pine Recycled Water Project
- Engaged with Los Angeles Department of Water and Power (LADWP) over conditions of Five Bridges Impact Area and operational testing of Well 385

GOALS FOR FISCAL YEAR 2018-2019

- Resolution of disputes with LADWP over Well 385 and Five Bridges Impact Area. Desired outcome: Impact area meets quantitative goals set out in mitigation plan and well is operated in manner that does not harm groundwater resources.
- Consolidate four existing Owens Valley groundwater sustainability agencies into a single Groundwater Sustainability Agency (GSA). Desired outcome: obtain GSA recognition for Owens Valley Groundwater Authority
- Procure a consultant to prepare a groundwater sustainability plan for the Owens Valley Groundwater Basin. Desired outcome (for this year): enter into grant contract with California Department of Water Resources (CDWR) and enter into professional services contract with contractor.
- Implement a data management system. Desired outcome: a publicly accessible, comprehensive data base of hydrographic and land cover information applicable to GSA and ICWD needs.
- Complete CEQA study of Owens River Water Trail. Desired outcome: certified CEQA document for project.

DEPARTMENTAL BUDGET REQUEST FOR FISCAL YEAR 2018-2019

The Department's Fiscal Year 2018-2019 Requested Budget represents an overall increase of \$453,715 in expenditures, and an increase of \$281,053 in revenues, when compared to the Fiscal Year 2017-2018 Board Approved Budget. As a result, the Requested Net County Cost is increased by \$172,662.

Personnel Costs increased by \$72,210 compared to the Fiscal Year 2017-2018 Board Approved Budget, due to COLA for staff and Water Director contract increase..

Revenues

4498 (STATE GRANTS) increased by \$110,000: Boating & Waterways Grant; **4563** (CONTRIBUTION FROM DWP) increased by \$59,568: Annual CPI Adjustment @ 4% increase; **4819** (SERVICES & FEES) increased by \$30,000: Director & Adm Analyst serving as staff for OVGA; **4821** (INTRA COUNTY CHARGES) increased by \$47,655: Biologist assistance to Road; **4998** (OPERATING TRANSFERS IN) increased by \$33,830: Reduced costs for MOU consultants, increased costs for OVGA contribution.

Personnel

The Department's Requested Budget represents no change in the number of fulltime equivalent (FTE) positions that are supported by this budget.

There are no changes in personnel.

Services & Supplies

5122 (CELL PHONES) increased by \$2,740: upgraded phones for field data collection; **5232** (OFFICE & OTHER EQUIP < \$5,000) decreased by \$2,600: increase for scientific equipment; **5260** (HEALTH - EMPLOYEE PHYSICALS) increased by \$450: employee physicals not required in budget last year; **5265** (PROFESSIONAL & SPECIAL SERVICE) increased by \$367,500: increased consultant costs; **5281** (RENTS & LEASES-EQUIPMENT) decreased by \$1,600: no longer necessary to rent GPS devices with upgraded phones; **5311** (GENERAL OPERATING EXPENSE) decreased by \$3,599: based on last years expenses; **5331** (TRAVEL EXPENSE) decreased by \$1,150: based on last years expenses.

Support & Care of Persons

(There are no changes in this object category from the previous fiscal year.)

Fixed Assets

(There are no changes in this object category from the previous fiscal year.)

FISCAL YEAR 2018-2019 REDUCTION IMPACTS TO BASE BUDGET

N/A

FISCAL YEAR 2018-2019 STATE/FEDERAL FUNDING SUMMARY

State funds include a \$110,000 grant from the Division of Boating and Waterways for engineering design of put-in and take-out facilities for the Owens River Water Trail, and a \$713,155 grant from the Department of Water Resources for the preparation of a groundwater sustainability plan for the Owens Valley Groundwater Basin. These funds are for specific projects, not ongoing programs.

FISCAL YEAR 2018-2019 REGULATORY COMPLIANCE SUMMARY

N/A

MAJOR POLICY CONSIDERATIONS BEING REQUESTED

Inyo County, through the joint efforts of your Board, County Counsel, the CAO, the Water Department, and, of late, the Treasurer and Auditor, has led the Inyo/Mono region's effort to bring the Owens Valley into compliance with the Sustainable Groundwater Management Act (SGMA). Efforts during FY 2018-2019 will center on contracting with a consultant and starting to prepare a groundwater sustainability plan. The Water Department has diverted a significant amount of staff time to over the past two years and, with the advent of regular meetings of the Owen Valley Groundwater Authority (staffed by Water Department and County Counsel staff), the work load promises to increase. Additional staff resources may be necessary to maintain this level of effort. We have not budgeted for that here, but your Board should be aware of the possibility in the future.

COUNTY OF INYO

BUD002A - BUDGET REQUESTS

RUNDATE: 06/30/2018 TODAY'S DATE: 08/09/2018

FOR FISCAL YEARS: 07/01/2016 - 06/30/19

	YTD ACTUALS 06/30/2017	BOARD APPROVED 06/30/2018	WORKING BUDGET 06/30/2018	YTD ACTUALS 06/30/2018	DEPT REQUESTED 06/30/2019	CAO RECOMM 06/30/2019	BOARD APPROVED 06/30/2019
BUDGET UNIT: 024102 WATER DEPARTMENT							
FUND: 0024 WATER PROJECTS FUND							
REVENUES:							
4301 - INTEREST FROM TREASURY	\$8,011	\$7,000	\$7,000	\$11,525	\$7,000	\$7,000	\$0
REV USE OF MONEY & PROPERTY	\$8,011	\$7,000	\$7,000	\$11,525	\$7,000	\$7,000	\$0
4498 - STATE GRANTS	\$46,091	\$786,082	\$19,050	\$14,950	\$896,082	\$0	\$0
4563 - CONTRIBUTION FROM DWP	\$1,460,042	\$1,489,193	\$1,489,193	\$1,489,193	\$1,548,761	\$1,548,761	\$0
4599 - OTHER AGENCIES	\$0	\$0	\$0	\$7,435	\$0	\$0	\$0
AID FROM OTHER GOVT AGENCIES	\$1,506,133	\$2,275,275	\$1,508,243	\$1,511,579	\$2,444,843	\$1,548,761	\$0
4819 - SERVICES & FEES	\$0	\$0	\$7,500	\$0	\$30,000	\$30,000	\$0
4821 - INTRA COUNTY CHARGES	\$0	\$3,200	\$2,000	\$0	\$50,855	\$4,200	\$0
4824 - INTER GOVERNMENT CHARGES	\$0	\$0	\$1,200	\$1,200	\$0	\$0	\$0
CHARGES FOR CURRENT SERVICES	\$0	\$3,200	\$10,700	\$1,200	\$80,855	\$34,200	\$0
4998 - OPERATING TRANSFERS IN	\$168,493	\$160,730	\$206,038	\$192,669	\$194,560	\$194,560	\$0
OTHER FINANCING SOURCES	\$168,493	\$160,730	\$206,038	\$192,669	\$194,560	\$194,560	\$0
4922 - SALES OF COPIES	\$36	\$100	\$50	\$80	\$100	\$100	\$0
OTHER REVENUE	\$36	\$100	\$50	\$80	\$100	\$100	\$0
TOTAL REVENUES:	\$1,682,674	\$2,446,305	\$1,732,031	\$1,717,054	\$2,727,358	\$1,784,621	\$0
EXPENSES:							
5001 - SALARIED EMPLOYEES	\$668,270	\$680,427	\$680,427	\$646,334	\$703,053	\$785,292	\$0
5012 - PART TIME EMPLOYEES	\$27,335	\$50,166	\$50,166	\$24,136	\$65,526	\$65,526	\$0
5021 - RETIREMENT & SOCIAL SECURITY	\$52,069	\$56,848	\$56,848	\$51,101	\$59,995	\$66,343	\$0
5022 - PERS RETIREMENT	\$164,885	\$101,559	\$101,559	\$96,573	\$105,402	\$118,751	\$0
5024 - RETIREMENT-UNFUNDED LIAB	\$0	\$73,244	\$73,244	\$73,244	\$91,070	\$91,070	\$0
5025 - RETIREE HEALTH BENEFITS	\$55,262	\$78,620	\$78,620	\$78,620	\$65,344	\$65,344	\$0
5031 - MEDICAL INSURANCE	\$98,805	\$116,129	\$116,129	\$99,292	\$139,971	\$155,626	\$0
5032 - DISABILITY INSURANCE	\$5,602	\$7,168	\$7,168	\$5,808	\$7,637	\$8,451	\$0
5042 - SICK LEAVE BUY OUT	\$3,119	\$6,222	\$3,222	\$3,182	\$4,567	\$4,567	\$0
5043 - OTHER BENEFITS	\$9,637	\$9,600	\$9,600	\$9,157	\$9,628	\$9,628	\$0
SALARIES & BENEFITS	\$1,084,988	\$1,179,983	\$1,176,983	\$1,087,449	\$1,252,193	\$1,370,598	\$0

COUNTY OF INYO

BUD002A - BUDGET REQUESTS

RUNDATE: 06/30/2018 TODAY'S DATE: 08/09/2018

FOR FISCAL YEARS: 07/01/2016 - 06/30/19

	YTD ACTUALS 06/30/2017	BOARD APPROVED 06/30/2018	WORKING BUDGET 06/30/2018	YTD ACTUALS 06/30/2018	DEPT REQUESTED 06/30/2019	CAO RECOMM 06/30/2019	BOARD APPROVED 06/30/2019
5112 - PERSONAL & SAFETY EQUIPMENT	\$656	\$1,650	\$1,650	\$734	\$1,650	\$1,650	\$0
5122 - CELL PHONES	\$380	\$500	\$6,000	\$5,099	\$3,240	\$3,240	\$0
5154 - UNEMPLOYMENT INSURANCE	\$1,142	\$1,500	\$1,500	\$3,478	\$1,500	\$1,500	\$0
5173 - MAINTENANCE OF EQUIPMENT-MATER	\$0	\$1,000	\$0	\$0	\$1,000	\$1,000	\$0
5199 - MAINT OF STRUCTURES-MATERIALS	\$0	\$1,200	\$0	\$0	\$1,200	\$1,200	\$0
5232 - OFFICE & OTHER EQUIP < \$5,000	\$15,010	\$15,000	\$10,500	\$9,684	\$12,400	\$12,400	\$0
5260 - HEALTH - EMPLOYEE PHYSICALS	\$0	\$0	\$0	\$0	\$450	\$450	\$0
5263 - ADVERTISING	\$1,462	\$700	\$700	\$574	\$700	\$700	\$0
5265 - PROFESSIONAL & SPECIAL SERVICE	\$319,614	\$939,482	\$328,544	\$282,092	\$1,306,982	\$410,900	\$0
5281 - RENTS & LEASES-EQUIPMENT	\$1,014	\$1,600	\$1,600	\$1,459	\$0	\$0	\$0
5291 - OFFICE, SPACE & SITE RENTAL	\$51,426	\$53,051	\$53,051	\$52,201	\$53,051	\$53,051	\$0
5301 - SMALL TOOLS & INSTRUMENTS	\$267	\$500	\$0	\$0	\$500	\$500	\$0
5311 - GENERAL OPERATING EXPENSE	\$19,495	\$25,911	\$16,411	\$16,092	\$22,312	\$22,312	\$0
5331 - TRAVEL EXPENSE	\$6,450	\$16,100	\$4,100	\$5,240	\$14,950	\$14,950	\$0
SERVICES & SUPPLIES	\$416,921	\$1,058,194	\$424,056	\$376,657	\$1,419,935	\$523,853	\$0
5121 - INTERNAL CHARGES	\$32,551	\$34,000	\$34,000	\$32,791	\$40,000	\$71,047	\$0
5123 - TECH REFRESH EXPENSE	\$6,647	\$8,117	\$8,117	\$8,117	\$5,798	\$5,798	\$0
5128 - INTERNAL SHREDDING CHARGES	\$191	\$200	\$200	\$200	\$200	\$200	\$0
5129 - INTERNAL COPY CHARGES (NON-IS)	\$2,394	\$1,912	\$1,912	\$2,811	\$3,200	\$3,200	\$0
5152 - WORKERS COMPENSATION	\$13,045	\$22,400	\$22,400	\$22,400	\$17,589	\$17,589	\$0
5155 - PUBLIC LIABILITY INSURANCE	\$7,437	\$8,437	\$8,437	\$8,436	\$8,279	\$8,279	\$0
5315 - COUNTY COST PLAN	\$84,856	\$92,589	\$92,589	\$92,589	\$61,223	\$61,223	\$0
5333 - MOTOR POOL	\$31,543	\$28,980	\$28,980	\$25,362	\$27,250	\$27,250	\$0
INTERNAL CHARGES	\$178,665	\$196,635	\$196,635	\$192,707	\$163,539	\$194,586	\$0
5539 - OTHER AGENCY CONTRIBUTIONS	\$95,000	\$80,000	\$130,308	\$137,859	\$132,860	\$132,860	\$0
OTHER CHARGES	\$95,000	\$80,000	\$130,308	\$137,859	\$132,860	\$132,860	\$0
TOTAL EXPENSES:	\$1,775,575	\$2,514,812	\$1,927,982	\$1,794,674	\$2,968,527	\$2,221,897	\$0
BUDGET UNIT: 024102 WATER DEPARTMENT	(\$92,900)	(\$68,507)	(\$195,951)	(\$77,620)	(\$241,169)	(\$437,276)	\$0

BIG PINE RECYCLE WATER PRJ 621903

DEPARTMENTAL FUNCTIONS

The Big Pine Recycled Water Project is a special budget unit created for grant funds obtained from the California Department of Water Resources, Proposition 84 Round Three Implementation Funding, through its membership in the IRWMP, for use in the Recycled Water for Restoration and Community Projects in Big Pine. This project will produce a Feasibility Study and Improvement Plan to produce and distribute non-potable recycled water in conformance with California's Water Recycling Criteria.

MAJOR ACCOMPLISHMENTS IN FISCAL YEAR 2017-2018

- Two community meetings were held in Big Pine to discuss the study and choose possible projects
- The Feasibility study was completed and presented to LADWP and the public

GOALS FOR FISCAL YEAR 2018-2019

- Complete an engineering study and improvement plan
- Produce CEQA documents
- Obtain required permits

DEPARTMENTAL BUDGET REQUEST FOR FISCAL YEAR 2018-2019

The Department's Fiscal Year 2018-2019 Requested Budget represents an overall increase of \$13,325 in expenditures, and an increase of \$201,549 in revenues, when compared to the Fiscal Year 2017-2018 Board Approved Budget. As a result, the Requested Net County Cost is decreased by \$188,224.

Personnel Costs did not change compared to the Fiscal Year 2017-2018 Board Approved Budget.

Revenues

4498 (STATE GRANTS) increased by \$201,549: funding due from State on contract encumbered in 2017-18.

Personnel

The Department's Requested Budget represents no change in the number of fulltime equivalent (FTE) positions that are supported by this budget.

There are no personnel expenses in this budget

Services & Supplies

5265 (PROFESSIONAL & SPECIAL SERVICE) increased by \$13,325: Contract amount for this fiscal year.

Support & Care of Persons

(There are no changes in this object category from the previous fiscal year.)

Fixed Assets

(There are no changes in this object category from the previous fiscal year.)

FISCAL YEAR 2018-2019 REDUCTION IMPACTS TO BASE BUDGET

None

FISCAL YEAR 2018-2019 STATE/FEDERAL FUNDING SUMMARY

The California Department of Water Resources grant provides 100% of the funding for this project. In the unlikely event of revenue loss during the FY 2018-2019 budget, the Water Department would take action to reduce expenditures to compensate for the loss of revenue and absorb the cost of the contract.

FISCAL YEAR 2018-2019 REGULATORY COMPLIANCE SUMMARY

Not Applicable

MAJOR POLICY CONSIDERATIONS BEING REQUESTED

Not Applicable

COUNTY OF INYO

BUD002A - BUDGET REQUESTS

RUNDATE: 06/30/2018 TODAY'S DATE: 08/09/2018

FOR FISCAL YEARS: 07/01/2016 - 06/30/19

	YTD ACTUALS 06/30/2017	BOARD APPROVED 06/30/2018	WORKING BUDGET 06/30/2018	YTD ACTUALS 06/30/2018	DEPT REQUESTED 06/30/2019	CAO RECOMM 06/30/2019	BOARD APPROVED 06/30/2019
BUDGET UNIT: 621903 BIG PINE RECYCLE WATER PRJ							
FUND: 6276 BIG PINE RECYCLE WATER PRJ							
REVENUES:							
4498 - STATE GRANTS	\$0	\$0	\$267,000	\$42,917	\$201,549	\$201,549	\$0
AID FROM OTHER GOVT AGENCIES	\$0	\$0	\$267,000	\$42,917	\$201,549	\$201,549	\$0
TOTAL REVENUES:	<u>\$0</u>	<u>\$0</u>	<u>\$267,000</u>	<u>\$42,917</u>	<u>\$201,549</u>	<u>\$201,549</u>	<u>\$0</u>
EXPENSES:							
5265 - PROFESSIONAL & SPECIAL SERVICE	\$0	\$0	\$267,000	\$78,775	\$13,325	\$13,325	\$0
SERVICES & SUPPLIES	\$0	\$0	\$267,000	\$78,775	\$13,325	\$13,325	\$0
TOTAL EXPENSES:	<u>\$0</u>	<u>\$0</u>	<u>\$267,000</u>	<u>\$78,775</u>	<u>\$13,325</u>	<u>\$13,325</u>	<u>\$0</u>
BUDGET UNIT: 621903 BIG PINE RECYCLE WATER PRJ	\$0	\$0	\$0	(\$35,858)	\$188,224	\$188,224	\$0

SALT CEDAR PROJECT 024502

DEPARTMENTAL FUNCTIONS

The Saltcedar Control Program is responsible for identifying, treating, and monitoring saltcedar populations on City of Los Angeles-owned lands within the Owens Valley. Currently the program is mothballed pending additional procurement of additional funding.

MAJOR ACCOMPLISHMENTS IN FISCAL YEAR 2017-2018

- N/A

GOALS FOR FISCAL YEAR 2018-2019

- N/A

DEPARTMENTAL BUDGET REQUEST FOR FISCAL YEAR 2018-2019

The Department's Fiscal Year 2018-2019 Requested Budget represents an overall decrease of \$378 in expenditures, and an increase of \$2,994 in revenues, when compared to the Fiscal Year 2017-2018 Board Approved Budget. As a result, the Requested Net County Cost is decreased by \$3,372.

2017 brought about the retirement of our 20+ year Saltcedar Manager, the end of our grant cycle as well as the matching fund contributions from LADWP. The Department is currently discussing future grant possibilities and program funding with LADWP. There will be no program this year.

Personnel Costs increased by \$6,999 compared to the Fiscal Year 2017-2018 Board Approved Budget, due to increase costs in retirement-unfunded liabilities.

Revenues

4563 (CONTRIBUTION FROM DWP) increased by \$2,994: Adjusted by Consumer Price Index (CPI) annually.

Personnel

The Department's Requested Budget represents no change in the number of fulltime equivalent (FTE) positions that are supported by this budget.

There are no changes in personnel.

Services & Supplies

5154 (UNEMPLOYMENT INSURANCE) decreased by \$5,000: reduction in unemployment claims - no program last year.

Support & Care of Persons

(There are no changes in this object category from the previous fiscal year.)

Fixed Assets

(There are no changes in this object category from the previous fiscal year.)

FISCAL YEAR 2018-2019 REDUCTION IMPACTS TO BASE BUDGET

N/A

FISCAL YEAR 2018-2019 STATE/FEDERAL FUNDING SUMMARY

N/A

FISCAL YEAR 2018-2019 REGULATORY COMPLIANCE SUMMARY

N/A

MAJOR POLICY CONSIDERATIONS BEING REQUESTED

N/A

COUNTY OF INYO

BUD002A - BUDGET REQUESTS

RUNDATE: 06/30/2018 TODAY'S DATE: 08/09/2018

FOR FISCAL YEARS: 07/01/2016 - 06/30/19

	YTD ACTUALS 06/30/2017	BOARD APPROVED 06/30/2018	WORKING BUDGET 06/30/2018	YTD ACTUALS 06/30/2018	DEPT REQUESTED 06/30/2019	CAO RECOMM 06/30/2019	BOARD APPROVED 06/30/2019
BUDGET UNIT: 024502 SALT CEDAR PROJECT							
FUND: 0024 WATER PROJECTS FUND							
REVENUES:							
4563 - CONTRIBUTION FROM DWP	\$424,268	\$74,839	\$41,702	\$41,214	\$77,833	\$89,265	\$0
AID FROM OTHER GOVT AGENCIES	\$424,268	\$74,839	\$41,702	\$41,214	\$77,833	\$89,265	\$0
TOTAL REVENUES:	\$424,268	\$74,839	\$41,702	\$41,214	\$77,833	\$89,265	\$0
EXPENSES:							
5001 - SALARIED EMPLOYEES	\$74,373	\$27,442	\$0	(\$53)	\$30,424	\$30,424	\$0
5012 - PART TIME EMPLOYEES	\$76,697	\$0	\$0	\$0	\$0	\$0	\$0
5021 - RETIREMENT & SOCIAL SECURITY	\$11,656	\$2,099	\$0	(\$4)	\$2,352	\$2,352	\$0
5022 - PERS RETIREMENT	\$18,731	\$2,415	\$0	(\$4)	\$2,772	\$2,772	\$0
5024 - RETIREMENT-UNFUNDED LIAB	\$0	\$13,733	\$13,733	\$13,733	\$17,075	\$17,075	\$0
5031 - MEDICAL INSURANCE	\$12,966	\$3,715	\$0	\$0	\$3,749	\$3,749	\$0
5032 - DISABILITY INSURANCE	\$661	\$274	\$0	\$0	\$305	\$305	\$0
5043 - OTHER BENEFITS	\$3,804	\$0	\$0	\$0	\$0	\$0	\$0
SALARIES & BENEFITS	\$198,891	\$49,678	\$13,733	\$221	\$56,677	\$56,677	\$0
5112 - PERSONAL & SAFETY EQUIPMENT	\$1,041	\$0	\$0	\$0	\$0	\$0	\$0
5122 - CELL PHONES	\$6	\$0	\$4	\$1,320	\$0	\$0	\$0
5154 - UNEMPLOYMENT INSURANCE	\$16,156	\$15,000	\$3,000	\$1,247	\$10,000	\$10,000	\$0
5263 - ADVERTISING	\$179	\$0	\$0	\$0	\$0	\$0	\$0
5265 - PROFESSIONAL & SPECIAL SERVICE	\$2,737	\$0	\$0	\$0	\$0	\$0	\$0
5311 - GENERAL OPERATING EXPENSE	\$18,616	\$0	\$0	\$0	\$0	\$0	\$0
SERVICES & SUPPLIES	\$38,737	\$15,000	\$3,004	\$2,567	\$10,000	\$10,000	\$0
5152 - WORKERS COMPENSATION	\$26,773	\$5,267	\$5,267	\$5,267	\$1,581	\$1,581	\$0
5155 - PUBLIC LIABILITY INSURANCE	\$2,547	\$2,407	\$2,407	\$2,406	\$0	\$0	\$0
5315 - COUNTY COST PLAN	\$19,705	\$17,291	\$17,291	\$17,291	\$21,007	\$21,007	\$0
5333 - MOTOR POOL	\$7,139	\$0	\$0	\$0	\$0	\$0	\$0
INTERNAL CHARGES	\$56,165	\$24,965	\$24,965	\$24,965	\$22,588	\$22,588	\$0
TOTAL EXPENSES:	\$293,793	\$89,643	\$41,702	\$27,753	\$89,265	\$89,265	\$0
BUDGET UNIT: 024502 SALT CEDAR PROJECT	\$130,474	(\$14,804)	\$0	\$13,460	(\$11,432)	\$0	\$0

OVG- OV GROUNDWATER GRANT 621602

DEPARTMENTAL FUNCTIONS

This is a new budget unit to support the Water Department's activities in support of the Owens Valley Groundwater Authority (Authority). Water Department staff are acting as staff to the Authority, and the Water Department is managing the procurement and oversight of a contractor to prepare a groundwater sustainability plan for the Authority to implement. The Authority is a new agency, and the level of effort necessary to prepare a groundwater sustainability plan is not precisely known. Currently, we are billing the Authority on a cost basis.

MAJOR ACCOMPLISHMENTS IN FISCAL YEAR 2017-2018

- Created a Groundwater Sustainability Agency - Owens Valley Groundwater Authority - to act as sole Groundwater Sustainability Act (GSA) for Owens Valley Groundwater Basin
- Awarded a \$713,155 grant from the Ca Dept of Water Resources (CDWR) for a Groundwater Sustainability Plan development
- Owens Valley Groundwater Authority began meeting monthly to prepare to take over as sole GSA for the basin

GOALS FOR FISCAL YEAR 2018-2019

- Circulate Request for Proposals for a consultant to prepare a groundwater sustainability plan
- Choose and contract with consultant. Oversee preparation of groundwater sustainability plan
- Develop & exercise community outreach and public engagement plan

DEPARTMENTAL BUDGET REQUEST FOR FISCAL YEAR 2018-2019

The Department's Fiscal Year 2018-2019 Requested Budget represents an overall increase of \$865,915 in expenditures, and an increase of \$865,915 in revenues, when compared to the Fiscal Year 2017-2018 Board Approved Budget. As a result, the Requested Net County Cost is increased by \$0.

Personnel Costs did not change compared to the Fiscal Year 2017-2018 Board Approved Budget.

Revenues

4498 (STATE GRANTS) increased by \$713,155: Grant approved; **4599** (OTHER AGENCIES) increased by \$152,760: Cost share.

Personnel

The Department's Requested Budget represents no change in the number of fulltime equivalent (FTE) positions that are supported by this budget.

There is currently no permanent staff for the OVGA. Inyo & Mono County are serving interim duties and billing accordingly.

Services & Supplies

5265 (PROFESSIONAL & SPECIAL SERVICE) increased by \$819,260: Consultant contract and grant administration charges.

Support & Care of Persons

(There are no changes in this object category from the previous fiscal year.)

Fixed Assets

(There are no changes in this object category from the previous fiscal year.)

FISCAL YEAR 2018-2019 REDUCTION IMPACTS TO BASE BUDGET

N/A

FISCAL YEAR 2018-2019 STATE/FEDERAL FUNDING SUMMARY

N/A

FISCAL YEAR 2018-2019 REGULATORY COMPLIANCE SUMMARY

N/A

MAJOR POLICY CONSIDERATIONS BEING REQUESTED

N/A

COUNTY OF INYO

BUD002A - BUDGET REQUESTS

RUNDATE: 06/30/2018 TODAY'S DATE: 08/09/2018

FOR FISCAL YEARS: 07/01/2016 - 06/30/19

	YTD ACTUALS 06/30/2017	BOARD APPROVED 06/30/2018	WORKING BUDGET 06/30/2018	YTD ACTUALS 06/30/2018	DEPT REQUESTED 06/30/2019	CAO RECOMM 06/30/2019	BOARD APPROVED 06/30/2019
BUDGET UNIT: 621602 GROUNDWATER SUSTAINABILITY PLA							
FUND: 6275 GROUNDWATER SUSTAINABILITY PLN							
REVENUES:							
4498 - STATE GRANTS	\$0	\$0	\$0	\$0	\$713,155	\$713,155	\$0
4599 - OTHER AGENCIES	\$0	\$0	\$0	\$0	\$152,760	\$152,760	\$0
AID FROM OTHER GOVT AGENCIES	\$0	\$0	\$0	\$0	\$865,915	\$865,915	\$0
TOTAL REVENUES:	<u>\$0</u>	<u>\$0</u>	<u>\$0</u>	<u>\$0</u>	<u>\$865,915</u>	<u>\$865,915</u>	<u>\$0</u>
EXPENSES:							
5265 - PROFESSIONAL & SPECIAL SERVICE	\$0	\$0	\$0	\$0	\$819,260	\$819,260	\$0
SERVICES & SUPPLIES	\$0	\$0	\$0	\$0	\$819,260	\$819,260	\$0
5121 - INTERNAL CHARGES	\$0	\$0	\$0	\$0	\$46,655	\$46,655	\$0
INTERNAL CHARGES	\$0	\$0	\$0	\$0	\$46,655	\$46,655	\$0
TOTAL EXPENSES:	<u>\$0</u>	<u>\$0</u>	<u>\$0</u>	<u>\$0</u>	<u>\$865,915</u>	<u>\$865,915</u>	<u>\$0</u>
BUDGET UNIT: 621602 GROUNDWATER SUSTAINABILITY PLA	\$0	\$0	\$0	\$0	\$0	\$0	\$0

OWENS RIVER WATER TRAIL GRANT 621902

DEPARTMENTAL FUNCTIONS

The Owens River Water Trail Grant is a special budget unit created for grant funds obtained from the California Natural Resources Agency, River Parkways grant. These grant funds will not be expended before the completion of the environmental review process, the issuance of all permits, and the Board of Supervisors authorization to proceed with the project. If the above approvals are received/completed, these funds will be used to clear a 6.3 mile reach of the Owens river (channel construction, river access improvements, signage, design, permitting, removing sediment and clearing tules) to create a water trail for kayaks, canoes, and other paddle craft.

MAJOR ACCOMPLISHMENTS IN FISCAL YEAR 2017-2018

- LADWP provided \$546,902 to complete an Environmental Impact Report
- Contractor selected through RFP process
- EIR work began in spring of 2018

GOALS FOR FISCAL YEAR 2018-2019

- Completion of CEQA by spring 2019
- Secure lease agreement with LADWP to build improvements at top/bottom of the river trail
- Fund engineering study with a grant from California Division of Boating & Waterways
- Select contractor for improvement project to create water trail

DEPARTMENTAL BUDGET REQUEST FOR FISCAL YEAR 2018-2019

The Department's Fiscal Year 2018-2019 Requested Budget represents an overall increase of \$500,032 in expenditures, and an increase of \$500,032 in revenues, when compared to the Fiscal Year 2017-2018 Board Approved Budget. As a result, the Requested Net County Cost is increased by \$0.

Personnel Costs did not change compared to the Fiscal Year 2017-2018 Board Approved Budget.

Revenues

4498 (STATE GRANTS) increased by \$500,032: acceptance of grant funds.

Personnel

The Department's Requested Budget represents no change in the number of fulltime equivalent (FTE) positions that are supported by this budget.

There are no personnel for this budget.

Services & Supplies

5265 (PROFESSIONAL & SPECIAL SERVICE) increased by \$500,032: acceptance of grant funding-agreement with contractor for services.

Support & Care of Persons

(There are no changes in this object category from the previous fiscal year.)

Fixed Assets

(There are no changes in this object category from the previous fiscal year.)

FISCAL YEAR 2018-2019 REDUCTION IMPACTS TO BASE BUDGET

Not applicable.

FISCAL YEAR 2018-2019 STATE/FEDERAL FUNDING SUMMARY

In the event of revenue loss, the project would not move forward.

FISCAL YEAR 2018-2019 REGULATORY COMPLIANCE SUMMARY

Not applicable.

MAJOR POLICY CONSIDERATIONS BEING REQUESTED

Not applicable.

COUNTY OF INYO

BUD002A - BUDGET REQUESTS

RUNDATE: 06/30/2018 TODAY'S DATE: 08/09/2018

FOR FISCAL YEARS: 07/01/2016 - 06/30/19

	YTD ACTUALS 06/30/2017	BOARD APPROVED 06/30/2018	WORKING BUDGET 06/30/2018	YTD ACTUALS 06/30/2018	DEPT REQUESTED 06/30/2019	CAO RECOMM 06/30/2019	BOARD APPROVED 06/30/2019
BUDGET UNIT: 621902 OWENS RIVER WATER TRAIL GRANT							
FUND: 6274 OWENS RIVER WATER TRAIL GRANT							
REVENUES:							
4498 - STATE GRANTS	\$0	\$0	\$0	\$0	\$500,032	\$500,032	\$0
AID FROM OTHER GOVT AGENCIES	\$0	\$0	\$0	\$0	\$500,032	\$500,032	\$0
TOTAL REVENUES:	<u>\$0</u>	<u>\$0</u>	<u>\$0</u>	<u>\$0</u>	<u>\$500,032</u>	<u>\$500,032</u>	<u>\$0</u>
EXPENSES:							
5265 - PROFESSIONAL & SPECIAL SERVICE	\$0	\$0	\$0	\$0	\$500,032	\$500,032	\$0
SERVICES & SUPPLIES	\$0	\$0	\$0	\$0	\$500,032	\$500,032	\$0
TOTAL EXPENSES:	<u>\$0</u>	<u>\$0</u>	<u>\$0</u>	<u>\$0</u>	<u>\$500,032</u>	<u>\$500,032</u>	<u>\$0</u>
BUDGET UNIT: 621902 OWENS RIVER WATER TRAIL GRANT	\$0	\$0	\$0	\$0	\$0	\$0	\$0

TTC GENERAL 010500

DEPARTMENTAL FUNCTIONS

The Treasury provides investment services that ensure the safety, liquidity and yield on all public funds on deposit. The Treasury Pool reached a new deposit high of over \$141,000,000.00 this fiscal year. This office is the depository for all County offices, School Districts, other Local Agencies and Special Districts. As the banker for the Treasury Pool participants, this Department is responsible for initiating, receiving and reconciling over \$600,000,000.00 dollars worth of transactions annually.

The Tax Collector functions include the billing, collection, enforcement and accounting of over \$46,000,000.00 in annual revenues that benefit all taxing agencies within Inyo County, and a few in adjacent jurisdictions. Real property, personal property, Transient Occupancy Tax (TOT) and the newest revenue type, Cannabis taxes, are just a few types of tax revenues managed by this Department.

This Department, in conjunction with the Auditor-Controller's office, works to ensure that all checks and balances and internal controls are in place and operating as expected. As one half of the oversight coin, we strive to provide the highest levels of security for all the funds on deposit. Securing and maintaining the taxpayers confidence in our operations is a top priority for this Department.

MAJOR ACCOMPLISHMENTS IN FISCAL YEAR 2017-2018

- Participated in the community outreach efforts for cannabis implementation. Began accepting cannabis tax receipts.
- Participated in all of the community outreach efforts for online hosting. Began accepting applications for new operators.
- Recommitted to the PTMS project, the property tax system upgrade.

GOALS FOR FISCAL YEAR 2018-2019

- Continue to participate in the PTMS project, hopefully reaching a go-live target date in July 2019.
- Work with the IT Department to develop and implement departmental tracking programs for both cannabis taxation and a revamped HTOT collections that includes online hosting.
- Coordinate with County Counsel to bring forth recommendations for updates to the TOT Ordinance.
- Continue to create departmental processes in answer to the cannabis taxation and audit requirements.

DEPARTMENTAL BUDGET REQUEST FOR FISCAL YEAR 2018-2019

The Department's Fiscal Year 2018-2019 Requested Budget represents an overall increase of \$227,029 in expenditures, and an increase of \$227,034 in revenues, when compared to the Fiscal Year 2017-2018 Board Approved Budget. As a result, the Requested Net County Cost is decreased by \$5.

The Revenues, Expenditures and Net County Cost figures for fiscal year 2018-2019 are directly impacted by the costs and the recovery of expenditures associated with conducting a tax-defaulted land auction. Conducting these mandated auctions require a great amount of dedicated staff time as well as a large amount of up front expenditures that are recovered in full upon sale of the parcels at auction. In addition, we are recovering prior year expenditures.

Personnel Costs increased by \$137,278 compared to the Fiscal Year 2017-2018 Board Approved Budget, due to the restoration and hiring of the vacant Assistant Treasurer-Tax Collector's position in addition to requesting one additional staff member to assist with the overall workload increase directly associated with cannabis activity, online hosting and other additional duties this department is responsible for.

Revenues

4605 (DELINQUENT TAX SALE FEE) increased by \$155,000: I will be conducting a tax-defaulted land auction this fiscal year. Costs are directly related to such an event; **4825** (OTHER CURRENT CHARGES) increased by \$72,660: Treasurer Administrative Fee was increased to include the monthly banking account analysis fees for my accounts. These charges are normally deducted from interest earnings prior to distribution, but this format will provide a more transparent disclosure of those fees to the pool participants and the payment of those fees. I will also be initiating a SMART SAFE* service that will provide a safer, more timely deposit of cash receipts; **4959** (MISCELLANEOUS REVENUE) decreased by \$626: There are fewer requests for tax roll purchases. This will continue to decline as we make our public information available on the web.

Personnel

The Department's Requested Budget represents an increase in the number of fulltime equivalent (FTE) positions that are supported by this budget.

This Department has been delegated the authority to conduct audits on both Transient Occupancy Tax operators and Cannabis Tax Licensees. In addition, the workload has increased due to the substantial increase of roll changes that have been occurring over the last three years. Roll changes cause my office to process the impacted account at least twice if not more, effectively doubling the workload. The treasury continues to increase in both size and efforts. We recently added the OVGA as a depositor in 2018 and the list continues to grow. The staff size of this Department has remained the same since the 1980's. We have been working at capacity for quite some time now and are requesting assistance and support in the form of additional staff.

Services & Supplies

5122 (CELL PHONES) increased by \$130: Current phone battery failing and we require a replacement phone; **5232** (OFFICE & OTHER EQUIP < \$5,000) decreased by \$50: Quoted amounts for new/replacement equipment are lower; **5263** (ADVERTISING) increased by \$1,748: Additional mandated publications for tax-defaulted auction increased this category; **5265** (PROFESSIONAL & SPECIAL SERVICE) increased by \$80,397: The majority of this increase is due to the change in how we account for and process the quarterly account analysis charges for the bank accounts. We are making this a line item expenditure to allow for a more transparent process. I will be adding SMART SAFE* SERVICES to the treasury operations as a safer, more secure way of managing our cash receipts. The remainder of the increase is directly related to tax-defaulted auction costs which are 100% recoverable through the sale process; **5311** (GENERAL OPERATING EXPENSE) increased by \$1,600: Additional expenses due to the auction are a contributing factor; **5331** (TRAVEL EXPENSE) increased by \$2,020: Increase is attributed to site visits for the tax-defaulted auction, which are recoverable through the auction process. This office will also be performing field audits of cannabis business operations as well as collection efforts;

5332 (MILEAGE REIMBURSEMENT) increased by \$255: The addition of cash deposits at the Bishop branch office is the source of this increase; **5351** (UTILITIES) increased by \$2,750: The increase in searches for parcel owners of tax-defaulted parcels is the reason for this increase. This is recoverable through the auction process.

Support & Care of Persons

(There are no changes in this object category from the previous fiscal year.)

Fixed Assets

(There are no changes in this object category from the previous fiscal year.)

FISCAL YEAR 2018-2019 REDUCTION IMPACTS TO BASE BUDGET

This Department is slightly exceeding the 2018-2019 budget parameters due primarily to the recovery of expenditures through the tax-defaulted land auction process. Without this, we would be unable to meet the parameters due to the natural increases seen in payroll, supplies and new services. We would then need to consider what services or supplies we would either delay or discontinue to meet those parameters.

FISCAL YEAR 2018-2019 STATE/FEDERAL FUNDING SUMMARY

This Department does not receive any State or Federal funding.

FISCAL YEAR 2018-2019 REGULATORY COMPLIANCE SUMMARY

N/A

MAJOR POLICY CONSIDERATIONS BEING REQUESTED

With Cannabis Licensing now a requirement of doing business in Inyo County, I will be pursuing a discussion with the Board and Administration about the potential for a County Business License program. A Business License is an effective tool to ensure compliance with County regulations as well as a data source for business property taxation and general law enforcement. Any costs associated with the implementation and operations of a Business License program would be off-set by a Business License Fee.

COUNTY OF INYO

BUD002A - BUDGET REQUESTS

RUNDATE: 06/30/2018 TODAY'S DATE: 08/09/2018

FOR FISCAL YEARS: 07/01/2016 - 06/30/19

	YTD ACTUALS 06/30/2017	BOARD APPROVED 06/30/2018	WORKING BUDGET 06/30/2018	YTD ACTUALS 06/30/2018	DEPT REQUESTED 06/30/2019	CAO RECOMM 06/30/2019	BOARD APPROVED 06/30/2019
BUDGET UNIT: 010500 TTC GENERAL							
FUND: 0001 GENERAL FUND							
REVENUES:							
4605 - DELINQUENT TAX SALE FEE	\$258,953	\$0	\$0	\$8,279	\$155,000	\$155,000	\$0
4812 - NSF CHARGES	\$120	\$40	\$40	\$100	\$40	\$40	\$0
4825 - OTHER CURRENT CHARGES	\$274,226	\$293,561	\$293,561	\$293,561	\$366,221	\$366,221	\$0
CHARGES FOR CURRENT SERVICES	\$533,299	\$293,601	\$293,601	\$301,940	\$521,261	\$521,261	\$0
4958 - UNCLAIMED FUNDS	\$0	\$2,000	\$2,000	\$6,671	\$2,000	\$2,000	\$0
4959 - MISCELLANEOUS REVENUE	\$6,667	\$4,751	\$4,751	\$9,005	\$4,125	\$4,125	\$0
OTHER REVENUE	\$6,667	\$6,751	\$6,751	\$15,676	\$6,125	\$6,125	\$0
TOTAL REVENUES:	\$539,966	\$300,352	\$300,352	\$317,617	\$527,386	\$527,386	\$0
EXPENSES:							
5001 - SALARIED EMPLOYEES	\$255,577	\$293,412	\$292,323	\$259,426	\$376,705	\$327,673	\$0
5003 - OVERTIME	\$2,565	\$5,111	\$5,111	\$457	\$22,077	\$22,077	\$0
5021 - RETIREMENT & SOCIAL SECURITY	\$20,575	\$23,472	\$23,472	\$20,544	\$31,459	\$27,666	\$0
5022 - PERS RETIREMENT	\$67,940	\$48,800	\$48,800	\$40,621	\$53,212	\$50,552	\$0
5024 - RETIREMENT-UNFUNDED LIAB	\$0	\$45,777	\$45,777	\$45,777	\$56,918	\$56,918	\$0
5031 - MEDICAL INSURANCE	\$22,552	\$37,869	\$37,869	\$24,925	\$49,239	\$40,077	\$0
5032 - DISABILITY INSURANCE	\$1,394	\$1,963	\$1,963	\$1,535	\$4,073	\$3,581	\$0
5042 - SICK LEAVE BUY OUT	\$1,085	\$1,107	\$1,107	\$1,107	\$1,086	\$1,086	\$0
5043 - OTHER BENEFITS	\$13,163	\$7,200	\$8,289	\$7,955	\$7,220	\$7,220	\$0
SALARIES & BENEFITS	\$384,853	\$464,711	\$464,711	\$402,350	\$601,989	\$536,850	\$0
5122 - CELL PHONES	\$385	\$420	\$420	\$355	\$550	\$550	\$0
5232 - OFFICE & OTHER EQUIP < \$5,000	\$5,896	\$2,650	\$2,650	\$0	\$2,600	\$2,600	\$0
5263 - ADVERTISING	\$3,839	\$3,902	\$3,902	\$2,981	\$5,650	\$5,650	\$0
5265 - PROFESSIONAL & SPECIAL SERVICE	\$20,123	\$11,958	\$11,958	\$4,429	\$92,355	\$92,355	\$0
5311 - GENERAL OPERATING EXPENSE	\$13,436	\$9,010	\$9,010	\$9,180	\$10,610	\$10,610	\$0
5331 - TRAVEL EXPENSE	\$4,001	\$8,912	\$8,912	\$7,724	\$10,932	\$10,932	\$0
5332 - MILEAGE REIMBURSEMENT	\$0	\$600	\$600	\$0	\$855	\$855	\$0
5351 - UTILITIES	\$690	\$800	\$800	\$560	\$3,550	\$3,550	\$0
SERVICES & SUPPLIES	\$48,373	\$38,252	\$38,252	\$25,231	\$127,102	\$127,102	\$0

COUNTY OF INYO

BUD002A - BUDGET REQUESTS

RUNDATE: 06/30/2018 TODAY'S DATE: 08/09/2018

FOR FISCAL YEARS: 07/01/2016 - 06/30/19

	YTD ACTUALS 06/30/2017	BOARD APPROVED 06/30/2018	WORKING BUDGET 06/30/2018	YTD ACTUALS 06/30/2018	DEPT REQUESTED 06/30/2019	CAO RECOMM 06/30/2019	BOARD APPROVED 06/30/2019
5123 - TECH REFRESH EXPENSE	\$2,830	\$3,632	\$3,632	\$3,632	\$3,026	\$3,026	\$0
5128 - INTERNAL SHREDDING CHARGES	\$73	\$75	\$75	\$75	\$75	\$75	\$0
5129 - INTERNAL COPY CHARGES (NON-IS)	\$228	\$203	\$203	\$283	\$252	\$252	\$0
5152 - WORKERS COMPENSATION	\$3,553	\$4,421	\$4,421	\$4,421	\$3,648	\$3,648	\$0
5155 - PUBLIC LIABILITY INSURANCE	\$2,773	\$3,243	\$3,243	\$3,243	\$3,094	\$3,094	\$0
5333 - MOTOR POOL	\$2,531	\$2,295	\$2,295	\$2,357	\$4,675	\$4,675	\$0
INTERNAL CHARGES	\$11,989	\$13,869	\$13,869	\$14,012	\$14,770	\$14,770	\$0
TOTAL EXPENSES:	\$445,216	\$516,832	\$516,832	\$441,595	\$743,861	\$678,722	\$0
BUDGET UNIT: 010500 TTC GENERAL	\$94,750	(\$216,480)	(\$216,480)	(\$123,978)	(\$216,475)	(\$151,336)	\$0

SHERIFF - GENERAL

022700

DEPARTMENTAL FUNCTIONS

The Sheriff's General Budget covers the personnel costs of the Sheriff's Administrative Assistant, Dispatchers, Office Managers, Civil Officer, ID Tech, Administrative Analyst (grants and PIO) and Reserve Deputy Sheriffs. The budget also covers general operating expenses including supplies, investigation costs, search and rescue, motor pool, communications and training for Safety and non-sworn personnel.

The Sheriff's office currently has one Administrative Assistant, six dispatch positions, two office technicians (one full time and one part time shared with Probation), one civil officer, one evidence technician, one Administrative Analyst and sixteen reserve deputies.

Training expenses within this budget consist of all training for safety officers (Deputy Sheriffs) and support staff. There is minimum mandated training that all safety officers must attend. The Sheriff's office conducts some training "in-house" but due to lack of personnel and equipment, officers are required to travel out of the county for most training events.

MAJOR ACCOMPLISHMENTS IN FISCAL YEAR 2017-2018

- The Sheriff's office has continued to utilize social media to keep the public informed of upcoming events and emergency services updates.
- Continued to receive OHV grant funds to supplement department costs.
- The Code-Red emergency notification system continues to be successful for warning the public in emergency situations.
- Entered into agreement with IPAWS for emergency notification to visitors of Inyo County through reverse 911 communication system.
- Completed phase 1 of the radio upgrade project.

GOALS FOR FISCAL YEAR 2018-2019

- Enter into an agreement with OES to establish a microwave link between Roger's Peak and Independence.
- Enter into phase 2 and potentially phase 3 of the radio upgrade project.
- Continue the joint task force approach to investigations with the combined MINT team.
- Continue to increase community support through programs, news events and social media.
- Continue upgrading technology to better serve the staff and community.

DEPARTMENTAL BUDGET REQUEST FOR FISCAL YEAR 2018-2019

The Department's Fiscal Year 2018-2019 Requested Budget represents an overall increase of \$110,178 in expenditures, and a decrease of \$289,674 in revenues, when compared to the Fiscal Year 2017-2018 Board Approved Budget. As a result, the Requested Net County Cost is increased by \$399,852.

Personnel Costs increased by \$61,141 compared to the Fiscal Year 2017-2018 Board Approved Budget, due to Unfunded Liability, retirement and disability.

Revenues

4211 (CRIMINAL FINES) increased by \$500: based on prior year actuals; **4486** (AB443 - SHERIFF) increased by \$41,626: Nielsen's Contract; **4488** (CITIZEN OPTION - PUBLIC SAFETY) decreased by \$32,000: based on prior year actuals; **4998** (OPERATING TRANSFERS IN) decreased by \$300,000: The Budget Team recommends transfers; **4922** (SALES OF COPIES) decreased by \$100: based on prior year actuals; **4959** (MISCELLANEOUS REVENUE) increased by \$300: based on prior year actuals.

Personnel

The Department's Requested Budget represents no change in the number of fulltime equivalent (FTE) positions that are supported by this budget.

Reclass of PIO officer (Administrative Analyst III)

Services & Supplies

5112 (PERSONAL & SAFETY EQUIPMENT) decreased by \$4,900: decrease in equipment needs; **5171** (MAINTENANCE OF EQUIPMENT) increased by \$17,330: same request as the prior year; **5173** (MAINTENANCE OF EQUIPMENT-MATER) increased by \$600: same request as the prior year; **5175** (MAINTENANCE - FUEL & LUBRICANT) increased by \$500: same request as the prior year; **5232** (OFFICE & OTHER EQUIP < \$5,000) decreased by \$3,647: reduction in anticipated office equipment; **5263** (ADVERTISING) increased by \$500: based on prior year actuals; **5265** (PROFESSIONAL & SPECIAL SERVICE) increased by \$9,521: new web page design; **5291** (OFFICE, SPACE & SITE RENTAL) increased by \$1,591: rent increases; **5311** (GENERAL OPERATING EXPENSE) increased by \$31,430: Lexipol DTB's, new promotional material, printed envelopes, archive social; **5313** (LAW ENFORCEMENT SPECIAL) decreased by \$4,514: reduction in gear expense; **5330** (TRAVEL EXPENSE-REQUIRED) decreased by \$3,362: reduction in training expense; **5331** (TRAVEL EXPENSE) increased by \$1,000: day travel and per diem; **5351** (UTILITIES) increased by \$873: annual cost increases.

Support & Care of Persons

(There are no changes in this object category from the previous fiscal year.)

Fixed Assets

(There are no changes in this object category from the previous fiscal year.)

FISCAL YEAR 2018-2019 REDUCTION IMPACTS TO BASE BUDGET

N/A

FISCAL YEAR 2018-2019 STATE/FEDERAL FUNDING SUMMARY

N/A

FISCAL YEAR 2018-2019 REGULATORY COMPLIANCE SUMMARY

N/A

MAJOR POLICY CONSIDERATIONS BEING REQUESTED

N/A

COUNTY OF INYO

BUD002A - BUDGET REQUESTS

RUNDATE: 06/30/2018 TODAY'S DATE: 08/09/2018

FOR FISCAL YEARS: 07/01/2016 - 06/30/19

	YTD ACTUALS 06/30/2017	BOARD APPROVED 06/30/2018	WORKING BUDGET 06/30/2018	YTD ACTUALS 06/30/2018	DEPT REQUESTED 06/30/2019	CAO RECOMM 06/30/2019	BOARD APPROVED 06/30/2019
BUDGET UNIT: 022700 SHERIFF - GENERAL							
FUND: 0001 GENERAL FUND							
REVENUES:							
4177 - GUN PERMITS	\$5,575	\$6,000	\$6,000	\$5,191	\$6,000	\$6,000	\$0
4178 - FINGERPRINT PERMITS	\$11,152	\$15,000	\$15,000	\$15,540	\$15,000	\$15,000	\$0
4179 - EXPLOSIVE PERMITS	\$145	\$50	\$50	\$14	\$50	\$50	\$0
LICENSES & PERMITS	\$16,872	\$21,050	\$21,050	\$20,745	\$21,050	\$21,050	\$0
4211 - CRIMINAL FINES	\$1,852	\$1,000	\$1,000	\$1,545	\$1,500	\$1,500	\$0
FINES & FORFEITURES	\$1,852	\$1,000	\$1,000	\$1,545	\$1,500	\$1,500	\$0
4485 - STATE - PUBLIC SAFETY SERVICES	\$643,760	\$620,000	\$620,000	\$694,666	\$620,000	\$650,000	\$0
4486 - AB443 - SHERIFF	\$0	\$44,274	\$90,074	\$4,400	\$85,900	\$85,900	\$0
4488 - CITIZEN OPTION - PUBLIC SAFETY	\$96,326	\$132,000	\$155,466	\$63,263	\$100,000	\$124,408	\$0
4497 - STATE MANDATE PROGRAMS	\$606	\$0	\$0	\$669	\$0	\$0	\$0
4499 - STATE OTHER	\$4,355	\$10,000	\$10,000	\$0	\$10,000	\$10,000	\$0
AID FROM OTHER GOVT AGENCIES	\$745,047	\$806,274	\$875,540	\$762,999	\$815,900	\$870,308	\$0
4693 - FOREST SERVICE	\$3,330	\$17,000	\$17,000	\$0	\$17,000	\$17,000	\$0
4695 - SEARCH & RESCUE	\$0	\$5,000	\$5,000	\$0	\$5,000	\$5,000	\$0
4699 - CIVIL PROCESS SERVICE	\$3,148	\$5,000	\$5,000	\$3,628	\$5,000	\$5,000	\$0
4765 - P.O.S.T.	\$10,640	\$15,000	\$15,000	\$12,318	\$15,000	\$15,000	\$0
4809 - WRAP FEES	\$0	\$1,000	\$1,000	\$1,955	\$1,000	\$1,000	\$0
4819 - SERVICES & FEES	\$566	\$300	\$1,000	\$1,061	\$300	\$300	\$0
CHARGES FOR CURRENT SERVICES	\$17,685	\$43,300	\$44,000	\$18,962	\$43,300	\$43,300	\$0
4998 - OPERATING TRANSFERS IN	\$0	\$300,000	\$301,700	\$0	\$0	\$300,000	\$0
OTHER FINANCING SOURCES	\$0	\$300,000	\$301,700	\$0	\$0	\$300,000	\$0
4901 - PRIOR YEARS REVENUE	\$42	\$0	\$0	\$0	\$0	\$0	\$0
4922 - SALES OF COPIES	\$38	\$200	\$200	\$0	\$100	\$100	\$0
4959 - MISCELLANEOUS REVENUE	\$1,006	\$200	\$400	\$655	\$500	\$500	\$0
4961 - REIMBURSED EXPENSES	\$0	\$0	\$20	\$18	\$0	\$0	\$0
4999 - PRIOR YEARS REIMBURSEMENTS	(\$885)	\$0	\$6,430	\$8,040	\$0	\$0	\$0
OTHER REVENUE	\$202	\$400	\$7,050	\$8,713	\$600	\$600	\$0

COUNTY OF INYO

BUD002A - BUDGET REQUESTS

RUNDATE: 06/30/2018 TODAY'S DATE: 08/09/2018

FOR FISCAL YEARS: 07/01/2016 - 06/30/19

	YTD ACTUALS 06/30/2017	BOARD APPROVED 06/30/2018	WORKING BUDGET 06/30/2018	YTD ACTUALS 06/30/2018	DEPT REQUESTED 06/30/2019	CAO RECOMM 06/30/2019	BOARD APPROVED 06/30/2019
TOTAL REVENUES:	\$781,660	\$1,172,024	\$1,250,340	\$812,966	\$882,350	\$1,236,758	\$0
EXPENSES:							
5001 - SALARIED EMPLOYEES	\$622,643	\$655,715	\$641,288	\$578,962	\$668,230	\$620,072	\$0
5003 - OVERTIME	\$71,455	\$75,000	\$75,000	\$68,876	\$82,044	\$72,000	\$0
5005 - HOLIDAY OVERTIME	\$16,096	\$16,591	\$16,591	\$12,591	\$17,095	\$16,500	\$0
5012 - PART TIME EMPLOYEES	\$137,710	\$161,408	\$161,408	\$108,782	\$166,301	\$166,301	\$0
5021 - RETIREMENT & SOCIAL SECURITY	\$65,049	\$68,253	\$68,253	\$59,798	\$73,796	\$69,950	\$0
5022 - PERS RETIREMENT	\$167,004	\$106,326	\$106,326	\$97,010	\$105,380	\$97,316	\$0
5024 - RETIREMENT-UNFUNDED LIAB	\$0	\$96,132	\$96,132	\$96,132	\$119,529	\$119,529	\$0
5031 - MEDICAL INSURANCE	\$108,077	\$114,573	\$114,573	\$112,237	\$130,686	\$126,617	\$0
5032 - DISABILITY INSURANCE	\$6,113	\$7,084	\$7,084	\$6,168	\$9,558	\$9,060	\$0
5034 - EDUCATION REIMBURSEMENT	\$350	\$700	\$700	\$350	\$700	\$700	\$0
5042 - SICK LEAVE BUY OUT	\$4,607	\$5,072	\$5,072	\$2,501	\$1,624	\$1,624	\$0
5043 - OTHER BENEFITS	\$22,372	\$25,680	\$35,680	\$33,848	\$18,532	\$18,532	\$0
5111 - CLOTHING	\$800	\$800	\$1,400	\$1,219	\$1,000	\$1,000	\$0
SALARIES & BENEFITS	\$1,222,281	\$1,333,334	\$1,329,507	\$1,178,478	\$1,394,475	\$1,319,201	\$0
5112 - PERSONAL & SAFETY EQUIPMENT	\$8,105	\$32,000	\$40,966	\$39,989	\$27,100	\$27,100	\$0
5122 - CELL PHONES	\$9,251	\$12,600	\$10,850	\$9,862	\$12,600	\$12,600	\$0
5171 - MAINTENANCE OF EQUIPMENT	\$14,235	\$20,000	\$15,828	\$9,022	\$37,330	\$20,000	\$0
5173 - MAINTENANCE OF EQUIPMENT-MATER	\$156	\$1,700	\$700	\$0	\$2,300	\$1,700	\$0
5175 - MAINTENANCE - FUEL & LUBRICANT	\$0	\$0	\$0	\$0	\$500	\$500	\$0
5199 - MAINT OF STRUCTURES-MATERIALS	\$8	\$200	\$200	\$0	\$200	\$200	\$0
5232 - OFFICE & OTHER EQUIP < \$5,000	\$156,337	\$21,297	\$67,920	\$53,178	\$17,650	\$17,650	\$0
5263 - ADVERTISING	\$441	\$1,000	\$2,000	\$1,308	\$1,500	\$1,500	\$0
5265 - PROFESSIONAL & SPECIAL SERVICE	\$40,531	\$40,284	\$44,778	\$41,044	\$49,805	\$41,805	\$0
5281 - RENTS & LEASES-EQUIPMENT	\$3,956	\$4,000	\$4,000	\$3,300	\$4,000	\$4,000	\$0
5291 - OFFICE, SPACE & SITE RENTAL	\$39,391	\$49,470	\$49,470	\$40,730	\$51,061	\$51,061	\$0
5311 - GENERAL OPERATING EXPENSE	\$40,435	\$42,625	\$49,063	\$42,164	\$74,055	\$42,625	\$0
5313 - LAW ENFORCEMENT SPECIAL	\$104,574	\$101,822	\$131,437	\$89,683	\$97,308	\$97,308	\$0
5321 - SPECIAL APPROPRIATION	\$5,000	\$5,000	\$5,000	\$5,000	\$5,000	\$5,000	\$0
5330 - TRAVEL EXPENSE-REQUIRED	\$154,636	\$88,000	\$110,500	\$93,575	\$84,638	\$0	\$0
5331 - TRAVEL EXPENSE	\$0	\$0	\$1,800	\$1,351	\$1,000	\$85,638	\$0
5351 - UTILITIES	\$51,704	\$62,687	\$63,311	\$54,183	\$63,560	\$55,000	\$0
5499 - PRIOR YEAR REFUNDS	\$0	\$0	\$100	\$100	\$0	\$0	\$0

COUNTY OF INYO

BUD002A - BUDGET REQUESTS

RUNDATE: 06/30/2018 TODAY'S DATE: 08/09/2018

FOR FISCAL YEARS: 07/01/2016 - 06/30/19

	YTD ACTUALS 06/30/2017	BOARD APPROVED 06/30/2018	WORKING BUDGET 06/30/2018	YTD ACTUALS 06/30/2018	DEPT REQUESTED 06/30/2019	CAO RECOMM 06/30/2019	BOARD APPROVED 06/30/2019
SERVICES & SUPPLIES	\$628,764	\$482,685	\$597,923	\$484,496	\$529,607	\$463,687	\$0
5121 - INTERNAL CHARGES	\$340	\$1,400	\$1,400	\$64	\$1,400	\$1,400	\$0
5123 - TECH REFRESH EXPENSE	\$32,214	\$43,098	\$43,098	\$43,098	\$29,385	\$29,385	\$0
5128 - INTERNAL SHREDDING CHARGES	\$575	\$600	\$600	\$600	\$600	\$600	\$0
5129 - INTERNAL COPY CHARGES (NON-IS)	\$3,891	\$3,324	\$3,324	\$3,726	\$4,450	\$4,450	\$0
5152 - WORKERS COMPENSATION	\$18,247	\$17,494	\$17,494	\$17,493	\$33,031	\$33,031	\$0
5155 - PUBLIC LIABILITY INSURANCE	\$8,790	\$10,652	\$10,652	\$10,652	\$9,817	\$9,817	\$0
5333 - MOTOR POOL	\$775,855	\$790,000	\$790,000	\$603,494	\$790,000	\$700,000	\$0
INTERNAL CHARGES	\$839,913	\$866,568	\$866,568	\$679,129	\$868,683	\$778,683	\$0
5650 - EQUIPMENT	\$13,469	\$0	\$0	\$0	\$0	\$0	\$0
FIXED ASSETS	\$13,469	\$0	\$0	\$0	\$0	\$0	\$0
TOTAL EXPENSES:	\$2,704,429	\$2,682,587	\$2,793,998	\$2,342,104	\$2,792,765	\$2,561,571	\$0
BUDGET UNIT: 022700 SHERIFF - GENERAL	(\$1,922,769)	(\$1,510,563)	(\$1,543,658)	(\$1,529,138)	(\$1,910,415)	(\$1,324,813)	\$0

ANIMAL CONTROL - GENERAL

023900

DEPARTMENTAL FUNCTIONS

The Animal Services Division of the Sheriff's Office is primarily charged with enforcing and providing Federal, State and County mandated services to; conduct a rabies control program; provide a low cost vaccination program; prevent/investigate abuse and/or neglect to animals; investigate animal bites, livestock attacks, injured animals, potentially dangerous or vicious dog attacks and respond to and take enforcement actions if needed.

The A/S division supplies requested local services in the form of impoundment of unwanted or stray animals, leash law patrol/enforcement; humane euthanasia; nuisance complaint investigation/action; trapping equipment/animal dispositions; public education; is the source for animal control information and assists other agencies as required.

The A/S division operates and maintains the animal shelter providing adequate nutrition/water/health services; maintenance of records for impounded animal dispositions; adoptions to the public along with educational and spay/neutering programs

MAJOR ACCOMPLISHMENTS IN FISCAL YEAR 2017-2018

- Through increased adoptions, with the help of local rescue and support groups and a successful program of returning animals to their owners, the rate of euthanasia of animals continues to be at the lowest level ever in the history of this department
- Maintained a high level of exposure throughout the County by continuous and aggressive patrols
- Worked closely with the District Attorney's office to enforce laws on animal abuse and neglect
- Students from Palisades High School spent 2 semesters participating in a dog training program at the Shelter, working with the dogs in order to make them more adoptable
- Provided orientations for volunteers at the Shelter

GOALS FOR FISCAL YEAR 2018-2019

- Maintain a supportive affiliation with the local rescue and support groups and assist in their efforts with off-site adoption events
- Ensure rabies vaccination compliance with an emphasis on license enforcement
- Publicize the Inyo County Sheriff's Animal Shelter through media contacts and promote the services that are provided by the Shelter
- Continue with our efforts to ensure that the public is served as promptly and as efficiently as possible
- Provide continuing education for Animal Officers, shelter staff and volunteers

DEPARTMENTAL BUDGET REQUEST FOR FISCAL YEAR 2018-2019

The Department's Fiscal Year 2018-2019 Requested Budget represents an overall increase of \$88,862 in expenditures, and an increase of \$2,000 in revenues, when compared to the Fiscal Year 2017-2018 Board Approved Budget. As a result, the Requested Net County Cost is increased by \$86,862.

Personnel Costs increased by \$77,198 compared to the Fiscal Year 2017-2018 Board Approved Budget, due to the request for a new Full-Time Shelter Attendant, a \$10,919 increase in Retirement-Unfunded Liability and a \$18,200 increase in Medical Insurance.

Revenues

4101 (ANIMAL LICENSES) increased by \$2,000: In October 2017, the Board approved an increase in animal license fees; **4411** (STATE MOTOR VEHICLE IN LIEU TX) increased by \$99,860: Increased by this amount per the Budget Analyst; **4430** (HEALTH REALIGNMENT) decreased by \$99,860: Decreased by this amount per the Budget Analyst.

Personnel

The Department's Requested Budget represents an increase in the number of fulltime equivalent (FTE) positions that are supported by this budget.

We are requesting the addition of one new Full-time Shelter Attendant

Services & Supplies

5232 (OFFICE & OTHER EQUIP < \$5,000) decreased by \$1,204: We have purchased the majority of needed equipment in FY 17/18; **5260** (HEALTH - EMPLOYEE PHYSICALS) increased by \$700: With the resignation of one of our Animal Officers we anticipate the hiring of one new Animal Officer and we are anticipating hiring one new Shelter Attendant; **5265** (PROFESSIONAL & SPECIAL SERVICE) increased by \$105: Professional Services costs have increased due to increased costs for animal care requiring vet services, as well as an annual maintenance agreement for the shelter software; **5311** (GENERAL OPERATING EXPENSE) increased by \$2,914: General Operating costs increased due to increased costs for animal food, medications and supplies; **5331** (TRAVEL EXPENSE) increased by \$3,527: Travel Expense increased due to the need to send the new Animal Services Officer to the Core Academy; **5351** (UTILITIES) increased by \$1,075: Utilities increased due to increased monthly utility costs.

Support & Care of Persons

(There are no changes in this object category from the previous fiscal year.)

Fixed Assets

(There are no changes in this object category from the previous fiscal year.)

FISCAL YEAR 2018-2019 REDUCTION IMPACTS TO BASE BUDGET

N/A

FISCAL YEAR 2018-2019 STATE/FEDERAL FUNDING SUMMARY

The department's FY 2018-2019 Requested budget identifies two sources of State-derived revenue, State Motor Vehicle In Lieu Tax (VLF) and Health Realignment. This revenue makes up approximately 89% of the budget's \$302,131 revenue. This State-derived funding helps support this department with staffing, patrol and animal care.

FISCAL YEAR 2018-2019 REGULATORY COMPLIANCE SUMMARY

N/A

MAJOR POLICY CONSIDERATIONS BEING REQUESTED

N/A

COUNTY OF INYO

BUD002A - BUDGET REQUESTS

RUNDATE: 06/30/2018 TODAY'S DATE: 08/09/2018

FOR FISCAL YEARS: 07/01/2016 - 06/30/19

	YTD ACTUALS 06/30/2017	BOARD APPROVED 06/30/2018	WORKING BUDGET 06/30/2018	YTD ACTUALS 06/30/2018	DEPT REQUESTED 06/30/2019	CAO RECOMM 06/30/2019	BOARD APPROVED 06/30/2019
BUDGET UNIT: 023900 ANIMAL CONTROL - GENERAL							
FUND: 0001 GENERAL FUND							
REVENUES:							
4101 - ANIMAL LICENSES	\$22,803	\$27,000	\$27,000	\$30,721	\$29,000	\$29,000	\$0
LICENSES & PERMITS	\$22,803	\$27,000	\$27,000	\$30,721	\$29,000	\$29,000	\$0
4212 - ANIMAL FINES	\$6,176	\$5,000	\$5,000	\$5,630	\$5,000	\$5,000	\$0
FINES & FORFEITURES	\$6,176	\$5,000	\$5,000	\$5,630	\$5,000	\$5,000	\$0
4411 - STATE MOTOR VEHICLE IN LIEU TX	\$157,518	\$151,845	\$151,845	\$231,700	\$251,705	\$251,705	\$0
4430 - HEALTH REALIGNMENT	\$78,378	\$116,286	\$116,286	\$42,576	\$16,426	\$16,426	\$0
AID FROM OTHER GOVT AGENCIES	\$235,896	\$268,131	\$268,131	\$274,276	\$268,131	\$268,131	\$0
4676 - RESTITUTION	\$1,719	\$0	\$0	\$29	\$0	\$0	\$0
CHARGES FOR CURRENT SERVICES	\$1,719	\$0	\$0	\$29	\$0	\$0	\$0
4998 - OPERATING TRANSFERS IN	\$0	\$0	\$4,420	\$0	\$0	\$0	\$0
OTHER FINANCING SOURCES	\$0	\$0	\$4,420	\$0	\$0	\$0	\$0
TOTAL REVENUES:	\$266,596	\$300,131	\$304,551	\$310,656	\$302,131	\$302,131	\$0
EXPENSES:							
5001 - SALARIED EMPLOYEES	\$229,133	\$232,199	\$231,780	\$224,500	\$269,480	\$269,480	\$0
5003 - OVERTIME	\$23,670	\$27,785	\$27,785	\$24,589	\$29,979	\$27,785	\$0
5004 - STANDBY TIME	\$7,277	\$8,680	\$8,680	\$9,716	\$11,733	\$10,000	\$0
5005 - HOLIDAY OVERTIME	\$915	\$1,737	\$2,156	\$2,367	\$3,140	\$2,500	\$0
5012 - PART TIME EMPLOYEES	\$33,008	\$29,654	\$29,654	\$24,845	\$29,064	\$29,064	\$0
5021 - RETIREMENT & SOCIAL SECURITY	\$22,311	\$22,990	\$22,990	\$21,750	\$27,159	\$27,159	\$0
5022 - PERS RETIREMENT	\$50,169	\$29,157	\$29,157	\$27,898	\$33,245	\$33,245	\$0
5024 - RETIREMENT-UNFUNDED LIAB	\$0	\$44,862	\$44,862	\$44,862	\$55,781	\$55,781	\$0
5031 - MEDICAL INSURANCE	\$42,267	\$46,079	\$46,079	\$42,112	\$64,279	\$64,279	\$0
5032 - DISABILITY INSURANCE	\$2,176	\$2,661	\$2,661	\$2,300	\$3,519	\$3,519	\$0
5042 - SICK LEAVE BUY OUT	\$1,932	\$2,791	\$2,791	\$0	\$0	\$0	\$0
5043 - OTHER BENEFITS	\$4,818	\$4,800	\$4,800	\$6,767	\$4,814	\$4,814	\$0
5111 - CLOTHING	\$4,600	\$4,800	\$4,800	\$3,294	\$3,200	\$3,200	\$0
SALARIES & BENEFITS	\$422,282	\$458,195	\$458,195	\$435,005	\$535,393	\$530,826	\$0

COUNTY OF INYO

BUD002A - BUDGET REQUESTS

RUNDATE: 06/30/2018 TODAY'S DATE: 08/09/2018

FOR FISCAL YEARS: 07/01/2016 - 06/30/19

	YTD ACTUALS 06/30/2017	BOARD APPROVED 06/30/2018	WORKING BUDGET 06/30/2018	YTD ACTUALS 06/30/2018	DEPT REQUESTED 06/30/2019	CAO RECOMM 06/30/2019	BOARD APPROVED 06/30/2019
5112 - PERSONAL & SAFETY EQUIPMENT	\$0	\$0	\$95	\$94	\$0	\$0	\$0
5122 - CELL PHONES	\$2,054	\$1,800	\$1,800	\$1,858	\$1,800	\$1,800	\$0
5171 - MAINTENANCE OF EQUIPMENT	\$0	\$200	\$200	\$0	\$200	\$200	\$0
5173 - MAINTENANCE OF EQUIPMENT-MATER	\$0	\$76	\$76	\$0	\$76	\$76	\$0
5232 - OFFICE & OTHER EQUIP < \$5,000	\$2,744	\$7,504	\$3,084	\$1,876	\$6,300	\$6,300	\$0
5260 - HEALTH - EMPLOYEE PHYSICALS	\$0	\$500	\$500	\$0	\$1,200	\$1,200	\$0
5265 - PROFESSIONAL & SPECIAL SERVICE	\$32,435	\$22,395	\$32,422	\$24,980	\$22,500	\$22,500	\$0
5311 - GENERAL OPERATING EXPENSE	\$33,839	\$54,442	\$54,097	\$35,162	\$57,356	\$45,000	\$0
5330 - TRAVEL EXPENSE-REQUIRED	\$298	\$0	\$0	\$0	\$0	\$0	\$0
5331 - TRAVEL EXPENSE	\$3,907	\$5,217	\$5,217	\$3,281	\$8,744	\$8,744	\$0
5351 - UTILITIES	\$2,555	\$3,950	\$3,950	\$2,934	\$5,025	\$3,950	\$0
SERVICES & SUPPLIES	\$77,834	\$96,084	\$101,441	\$70,188	\$103,201	\$89,770	\$0
5121 - INTERNAL CHARGES	\$2,146	\$2,268	\$2,268	\$1,915	\$2,400	\$2,400	\$0
5123 - TECH REFRESH EXPENSE	\$3,962	\$3,632	\$3,632	\$3,632	\$2,421	\$2,421	\$0
5128 - INTERNAL SHREDDING CHARGES	\$144	\$150	\$150	\$150	\$150	\$150	\$0
5129 - INTERNAL COPY CHARGES (NON-IS)	\$0	\$10	\$260	\$256	\$550	\$550	\$0
5152 - WORKERS COMPENSATION	\$27,995	\$19,574	\$19,574	\$19,574	\$17,119	\$17,119	\$0
5155 - PUBLIC LIABILITY INSURANCE	\$2,638	\$3,667	\$3,667	\$3,666	\$3,613	\$3,613	\$0
5333 - MOTOR POOL	\$44,449	\$45,000	\$45,000	\$39,885	\$52,595	\$45,000	\$0
INTERNAL CHARGES	\$81,336	\$74,301	\$74,551	\$69,080	\$78,848	\$71,253	\$0
TOTAL EXPENSES:	\$581,453	\$628,580	\$634,187	\$574,275	\$717,442	\$691,849	\$0
BUDGET UNIT: 023900 ANIMAL CONTROL - GENERAL	(\$314,856)	(\$328,449)	(\$329,636)	(\$263,618)	(\$415,311)	(\$389,718)	\$0

CALMET TASK FORCE

671413

DEPARTMENTAL FUNCTIONS

The California Multi-Jurisdictional Methamphetamine Enforcement Team (Cal-MMET) program is dedicated state grant funds provided to California County Sheriff's to bolster methamphetamine enforcement efforts. This is the tenth year the grant has been available to the Inyo County Sheriff's Office. The main recipient of the grant will be our multi-agency Major Investigation and Narcotics Task Force (MINT). The Cal-MMET grant will be to fund the MINT's methamphetamine enforcement efforts. The Cal-MMET grant will be used to cover normal operating expenses such as cell phones, training, rent, utilities, etc. There is no time frame in which the grant money has to be spent. Any unused monies will remain in the fund balance and will be available for use.

MAJOR ACCOMPLISHMENTS IN FISCAL YEAR 2017-2018

- During 2017, seized 29.3 grams of methamphetamine with a street value of \$1,172.00, and 8 grams of heroin with street value of \$480.00
- Investigated 20 drug related cases, with 20 arrests.
- The lower number is due to investigating a high volume of violent crimes, property crimes and shortage of personnel.

GOALS FOR FISCAL YEAR 2018-2019

- Reduction in methamphetamine production, distribution and availability locally.
- Reduction in methamphetamine related offenses.
- Reduction in hazardous waste sites and physical property damage associated with methamphetamine manufacturing.
- Reduction in medical responses associated with methamphetamine use.
- Support the MINT daily operations including but not limited to office expenses and training.

DEPARTMENTAL BUDGET REQUEST FOR FISCAL YEAR 2018-2019

The Department's Fiscal Year 2018-2019 Requested Budget represents an overall increase of \$5,228 in expenditures, and an increase of \$0 in revenues, when compared to the Fiscal Year 2017-2018 Board Approved Budget. As a result, the Requested Net County Cost is increased by \$5,228.

This is grant funding and there is sufficient fund balance available to cover the expenditures

Personnel Costs did not change compared to the Fiscal Year 2017-2018 Board Approved Budget.

Revenues

(There are no changes in this object category from the previous fiscal year.)

Personnel

The Department's Requested Budget represents no change in the number of fulltime equivalent (FTE) positions that are supported by this budget.

NA

Services & Supplies

5171 (MAINTENANCE OF EQUIPMENT) decreased by \$480: less xerox copier maintenance as the copier broke in the prior fiscal year; **5232** (OFFICE & OTHER EQUIP < \$5,000) increased by \$824: new equipment needed for investigations; **5291** (OFFICE, SPACE & SITE RENTAL) decreased by \$9,244: rent increase; **5311** (GENERAL OPERATING EXPENSE) increased by \$10: CNOA dues increase; **5330** (TRAVEL EXPENSE-REQUIRED) decreased by \$1,875: less travel requested; **5331** (TRAVEL EXPENSE) increased by \$200: to cover day travel and per diem.

Support & Care of Persons

(There are no changes in this object category from the previous fiscal year.)

Fixed Assets

(There are no changes in this object category from the previous fiscal year.)

FISCAL YEAR 2018-2019 REDUCTION IMPACTS TO BASE BUDGET

There are no reduction impacts anticipated at this time.

FISCAL YEAR 2018-2019 STATE/FEDERAL FUNDING SUMMARY

The Cal-EMA Cal-Met Program through Local Enforcement Services Account (LESA) funds allocated the grant to California counties. There is no ending date to spend the grant award. We anticipate receiving the same amount, if not more, than in 2016-2017 and 2017-2018.

FISCAL YEAR 2018-2019 REGULATORY COMPLIANCE SUMMARY

There is no regulatory compliance being requested at this time.

MAJOR POLICY CONSIDERATIONS BEING REQUESTED

No major changes at this time.

COUNTY OF INYO

BUD002A - BUDGET REQUESTS

RUNDATE: 06/30/2018 TODAY'S DATE: 08/09/2018

FOR FISCAL YEARS: 07/01/2016 - 06/30/19

	YTD ACTUALS 06/30/2017	BOARD APPROVED 06/30/2018	WORKING BUDGET 06/30/2018	YTD ACTUALS 06/30/2018	DEPT REQUESTED 06/30/2019	CAO RECOMM 06/30/2019	BOARD APPROVED 06/30/2019
BUDGET UNIT: 671413 CALMET TASK FORCE							
FUND: 6193 CALMET TASK FORCE							
REVENUES:							
4498 - STATE GRANTS	\$123,060	\$122,558	\$122,558	\$123,060	\$122,558	\$122,558	\$0
AID FROM OTHER GOVT AGENCIES	\$123,060	\$122,558	\$122,558	\$123,060	\$122,558	\$122,558	\$0
TOTAL REVENUES:	\$123,060	\$122,558	\$122,558	\$123,060	\$122,558	\$122,558	\$0
EXPENSES:							
5122 - CELL PHONES	\$2,116	\$3,900	\$1,800	\$1,485	\$3,900	\$3,900	\$0
5171 - MAINTENANCE OF EQUIPMENT	\$0	\$580	\$580	\$0	\$100	\$100	\$0
5232 - OFFICE & OTHER EQUIP < \$5,000	\$2,730	\$3,480	\$4,000	\$1,938	\$4,304	\$4,304	\$0
5265 - PROFESSIONAL & SPECIAL SERVICE	\$0	\$2,000	\$6,849	\$139	\$2,000	\$2,000	\$0
5281 - RENTS & LEASES-EQUIPMENT	\$0	\$960	\$960	\$0	\$960	\$960	\$0
5291 - OFFICE, SPACE & SITE RENTAL	\$25,092	\$25,092	\$25,092	\$25,092	\$15,848	\$15,848	\$0
5311 - GENERAL OPERATING EXPENSE	\$4,401	\$7,650	\$5,000	\$4,017	\$7,660	\$7,660	\$0
5330 - TRAVEL EXPENSE-REQUIRED	\$0	\$9,428	\$13,050	\$0	\$7,553	\$7,553	\$0
5331 - TRAVEL EXPENSE	\$46	\$0	\$0	\$0	\$200	\$200	\$0
5351 - UTILITIES	\$9,208	\$10,640	\$11,593	\$9,530	\$10,640	\$10,640	\$0
SERVICES & SUPPLIES	\$43,594	\$63,730	\$68,924	\$42,204	\$53,165	\$53,165	\$0
5121 - INTERNAL CHARGES	\$45,083	\$45,000	\$50,000	\$47,196	\$50,000	\$50,000	\$0
5315 - COUNTY COST PLAN	\$1,205	\$3,951	\$3,951	\$3,951	\$4,744	\$4,744	\$0
INTERNAL CHARGES	\$46,288	\$48,951	\$53,951	\$51,147	\$54,744	\$54,744	\$0
5539 - OTHER AGENCY CONTRIBUTIONS	\$0	\$0	\$0	\$0	\$10,000	\$10,000	\$0
OTHER CHARGES	\$0	\$0	\$0	\$0	\$10,000	\$10,000	\$0
TOTAL EXPENSES:	\$89,883	\$112,681	\$122,875	\$93,351	\$117,909	\$117,909	\$0
BUDGET UNIT: 671413 CALMET TASK FORCE	\$33,176	\$9,877	(\$317)	\$29,708	\$4,649	\$4,649	\$0

DNA
056605

DEPARTMENTAL FUNCTIONS

Maintain financial records for all activities relating to the collection of DNA specimens, samples and print impressions; for expenditures/administration costs incurred to comply with Penal Code section 298(b)(5).

The RAN/DNA board, which consists for Sheriff Lutze, DA Hardy, Probation Chief Thompson and Bishop Police Chief Stec approves the expenditures for the coming fiscal year.

MAJOR ACCOMPLISHMENTS IN FISCAL YEAR 2017-2018

- No tests were performed and no expenses were incurred this fiscal year

GOALS FOR FISCAL YEAR 2018-2019

- To reimburse local Sheriff and other law enforcement agencies including Probation for collection of DNA specimens, samples and print impressions; for expenditures/administration costs incurred to comply with Penal Code Section 298(b)(5).

DEPARTMENTAL BUDGET REQUEST FOR FISCAL YEAR 2018-2019

The Department's Fiscal Year 2018-2019 Requested Budget represents an overall increase of \$0 in expenditures, and an increase of \$0 in revenues, when compared to the Fiscal Year 2017-2018 Board Approved Budget. As a result, the Requested Net County Cost is increased by \$0.

Personnel Costs did not change compared to the Fiscal Year 2017-2018 Board Approved Budget.

Revenues

(There are no changes in this object category from the previous fiscal year.)

Personnel

The Department's Requested Budget represents no change in the number of fulltime equivalent (FTE) positions that are supported by this budget.

N/A

Services & Supplies

(There are no changes in this object category from the previous fiscal year.)

Support & Care of Persons

(There are no changes in this object category from the previous fiscal year.)

Fixed Assets

(There are no changes in this object category from the previous fiscal year.)

FISCAL YEAR 2018-2019 REDUCTION IMPACTS TO BASE BUDGET

N/A

FISCAL YEAR 2018-2019 STATE/FEDERAL FUNDING SUMMARY

DNA funding is accumulated through penalties and forfeitures levied on criminal offenses including traffic offenses, but excluding parking offenses. There are no general fund monies involved. Funding is received quarterly and is to be expended by June 30, 2019.

FISCAL YEAR 2018-2019 REGULATORY COMPLIANCE SUMMARY

Funding to be used for reimbursement of expenditures/administration costs incurred to comply with Penal Code Section 298(b)(5)-State of California, Department of Justice.

MAJOR POLICY CONSIDERATIONS BEING REQUESTED

N/A

COUNTY OF INYO

BUD002A - BUDGET REQUESTS

RUNDATE: 06/30/2018 TODAY'S DATE: 08/09/2018

FOR FISCAL YEARS: 07/01/2016 - 06/30/19

	YTD ACTUALS 06/30/2017	BOARD APPROVED 06/30/2018	WORKING BUDGET 06/30/2018	YTD ACTUALS 06/30/2018	DEPT REQUESTED 06/30/2019	CAO RECOMM 06/30/2019	BOARD APPROVED 06/30/2019
BUDGET UNIT: 056605 DNA							
FUND: 0001 GENERAL FUND							
REVENUES:							
4211 - CRIMINAL FINES	\$1,496	\$10,000	\$10,000	\$0	\$10,000	\$10,000	\$0
FINES & FORFEITURES	\$1,496	\$10,000	\$10,000	\$0	\$10,000	\$10,000	\$0
TOTAL REVENUES:	<u>\$1,496</u>	<u>\$10,000</u>	<u>\$10,000</u>	<u>\$0</u>	<u>\$10,000</u>	<u>\$10,000</u>	<u>\$0</u>
EXPENSES:							
5265 - PROFESSIONAL & SPECIAL SERVICE	\$1,496	\$10,000	\$10,000	\$0	\$10,000	\$10,000	\$0
SERVICES & SUPPLIES	\$1,496	\$10,000	\$10,000	\$0	\$10,000	\$10,000	\$0
TOTAL EXPENSES:	<u>\$1,496</u>	<u>\$10,000</u>	<u>\$10,000</u>	<u>\$0</u>	<u>\$10,000</u>	<u>\$10,000</u>	<u>\$0</u>
BUDGET UNIT: 056605 DNA	\$0	\$0	\$0	\$0	\$0	\$0	\$0

ILLEGAL CANNABIS SUPPRESSION

671507

DEPARTMENTAL FUNCTIONS

The Domestic Cannabis Eradication/Suppression Grant is a grant dedicated to the investigation of illegal marijuana cultivation. The United States Drug Enforcement Administration (DEA) administers the grants through the United States Department of Justice. DEA awards the grants to local law enforcement agencies to augment illegal marijuana enforcement activities on State and/or Federal lands. The grant is being used to equip, train and fund the Major Investigation Narcotic Team's (MINT) efforts in suppressing/eradicating local, illegal marijuana cultivations. MINT assists outside agencies with operations. The grant award for 2018 is \$7,000 and must be expended by September 30, 2018. An audit report drafted pursuant to federal guidelines, must be submitted by October 14, 2018.

MAJOR ACCOMPLISHMENTS IN FISCAL YEAR 2017-2018

- We assisted Mono County, the USFS Law Enforcement and BLM in investigating and eradicating a garden
- Utilized 4x4 vehicles to surveil terrain, OHV's to access remote areas and hiked areas where vehicles were unable to go in order to target grow sites
- Investigated possible illegal marijuana gardens on State and/or Federal lands, marijuana sales cases, mapped possible illegal marijuana gardens and gathered intelligence information

GOALS FOR FISCAL YEAR 2018-2019

- Locate and eradicate illegal marijuana cultivation sites, on State and/or Federal lands, throughout Inyo County and continue to assist outside agencies within Inyo County
- Identify and apprehend all persons responsible for the cultivation sites
- Reduce illegal marijuana production on State and/or Federal land and distribution within Inyo County
- Reduce hazardous waste associated with illegal marijuana cultivation and assist other law enforcement agencies with the clean up of eradicated cultivations
- Maintain grant funding for the operation of the MINT task force

DEPARTMENTAL BUDGET REQUEST FOR FISCAL YEAR 2018-2019

The Department's Fiscal Year 2018-2019 Requested Budget represents an overall increase of \$2,000 in expenditures, and an increase of \$2,000 in revenues, when compared to the Fiscal Year 2017-2018 Board Approved Budget. As a result, the Requested Net County Cost is increased by \$0.

Personnel Costs increased by \$1,270 compared to the Fiscal Year 2017-2018 Board Approved Budget, due to increased funding.

Revenues

4555 (FEDERAL GRANTS) increased by \$2,000: Funds recieved from the DEA for Cannabis Eradication/Suppression.

Personnel

The Department's Requested Budget represents no change in the number of fulltime equivalent (FTE) positions that are supported by this budget.

N/A

Services & Supplies

5112 (PERSONAL & SAFETY EQUIPMENT) increased by \$730: to purchase boots, BDU's, cutting tools and other safety equipment; **5265** (PROFESSIONAL & SPECIAL SERVICE) increased by \$0: Preferred Septic fees; **5281** (RENTS & LEASES-EQUIPMENT) increased by \$0: Dump fees; **5331** (TRAVEL EXPENSE) increased by \$0: Hotel expense for helicopter pilots doing the flyovers to locate illegal garden sites; **5499** (PRIOR YEAR REFUNDS) increased by \$0: Any unexpended funds must be refunded to the DEA by October 30, 2018.

Support & Care of Persons

(There are no changes in this object category from the previous fiscal year.)

Fixed Assets

(There are no changes in this object category from the previous fiscal year.)

FISCAL YEAR 2018-2019 REDUCTION IMPACTS TO BASE BUDGET

N/A

FISCAL YEAR 2018-2019 STATE/FEDERAL FUNDING SUMMARY

The Drug Enforcement Administration (DEA), pursuant to the authority of 21 U.S.C. §873, provides certain necessary funding for the eradication and suppression of illegal marijuana cultivation on State and/or Federal lands. These funds are awarded mid-calendar year and must be expended by September 30th. Any unexpended funds must be refunded to the DEA by October 30, 2018.

FISCAL YEAR 2018-2019 REGULATORY COMPLIANCE SUMMARY

N/A

MAJOR POLICY CONSIDERATIONS BEING REQUESTED

No major policy changes are being considered.

COUNTY OF INYO

BUD002A - BUDGET REQUESTS

RUNDATE: 06/30/2018 TODAY'S DATE: 08/09/2018

FOR FISCAL YEARS: 07/01/2016 - 06/30/19

	YTD ACTUALS 06/30/2017	BOARD APPROVED 06/30/2018	WORKING BUDGET 06/30/2018	YTD ACTUALS 06/30/2018	DEPT REQUESTED 06/30/2019	CAO RECOMM 06/30/2019	BOARD APPROVED 06/30/2019
BUDGET UNIT: 671507 ILLEGAL CANNABIS SUPRESSION							
FUND: 6738 ILLEGAL CANNABIS SUPRESSION							
REVENUES:							
4555 - FEDERAL GRANTS	\$10,000	\$5,000	\$7,000	\$7,000	\$7,000	\$7,000	\$0
AID FROM OTHER GOVT AGENCIES	\$10,000	\$5,000	\$7,000	\$7,000	\$7,000	\$7,000	\$0
TOTAL REVENUES:	\$10,000	\$5,000	\$7,000	\$7,000	\$7,000	\$7,000	\$0
EXPENSES:							
5003 - OVERTIME	\$3,377	\$3,690	\$0	\$0	\$4,960	\$4,960	\$0
SALARIES & BENEFITS	\$3,377	\$3,690	\$0	\$0	\$4,960	\$4,960	\$0
5112 - PERSONAL & SAFETY EQUIPMENT	\$0	\$500	\$1,300	\$1,232	\$1,230	\$1,230	\$0
5232 - OFFICE & OTHER EQUIP < \$5,000	\$0	\$0	\$700	\$0	\$0	\$0	\$0
5265 - PROFESSIONAL & SPECIAL SERVICE	\$0	\$290	\$0	\$0	\$290	\$290	\$0
5281 - RENTS & LEASES-EQUIPMENT	\$0	\$200	\$0	\$0	\$200	\$200	\$0
5331 - TRAVEL EXPENSE	\$0	\$320	\$0	\$0	\$320	\$320	\$0
5499 - PRIOR YEAR REFUNDS	\$1,622	\$0	\$5,000	\$5,000	\$0	\$0	\$0
SERVICES & SUPPLIES	\$1,622	\$1,310	\$7,000	\$6,232	\$2,040	\$2,040	\$0
TOTAL EXPENSES:	\$5,000	\$5,000	\$7,000	\$6,232	\$7,000	\$7,000	\$0
BUDGET UNIT: 671507 ILLEGAL CANNABIS SUPRESSION	\$5,000	\$0	\$0	\$767	\$0	\$0	\$0

JAIL - CAD RMS PROJECT 022950

DEPARTMENTAL FUNCTIONS

Our office purchased the Jail and Records Management and Computer Aided Dispatch System from Sun Ridge Systems, Inc. in 2006. These three components are all integrated into one central database through proprietary operating software and a mirror server system. Annual service and maintenance through Sun Ridge Systems, Inc. is required to keep this system operating and updated.

MAJOR ACCOMPLISHMENTS IN FISCAL YEAR 2017-2018

- Continued the maintenance and service of the CAD/RMS system with Sun Ridge Systems, Inc.

GOALS FOR FISCAL YEAR 2018-2019

- Continue the maintenance and service of the CAD/RMS system with Sun Ridge Systems, Inc.

DEPARTMENTAL BUDGET REQUEST FOR FISCAL YEAR 2018-2019

The Department's Fiscal Year 2018-2019 Requested Budget represents an overall decrease of \$570 in expenditures, and a decrease of \$23,865 in revenues, when compared to the Fiscal Year 2017-2018 Board Approved Budget. As a result, the Requested Net County Cost is increased by \$23,295.

The annual support agreement is slightly lower due to the JALAN support no longer being needed.

Personnel Costs did not change compared to the Fiscal Year 2017-2018 Board Approved Budget.

Revenues

4998 (OPERATING TRANSFERS IN) decreased by \$23,865: The Budget Team makes operating transfer recommendations.

Personnel

The Department's Requested Budget represents no change in the number of fulltime equivalent (FTE) positions that are supported by this budget.

N/A

Services & Supplies

5265 (PROFESSIONAL & SPECIAL SERVICE) decreased by \$570: JALAN support removed from annual support cost.

Support & Care of Persons

(There are no changes in this object category from the previous fiscal year.)

Fixed Assets

(There are no changes in this object category from the previous fiscal year.)

FISCAL YEAR 2018-2019 REDUCTION IMPACTS TO BASE BUDGET

N/A

FISCAL YEAR 2018-2019 STATE/FEDERAL FUNDING SUMMARY

N/A

FISCAL YEAR 2018-2019 REGULATORY COMPLIANCE SUMMARY

N/A

MAJOR POLICY CONSIDERATIONS BEING REQUESTED

N/A

COUNTY OF INYO

BUD002A - BUDGET REQUESTS

RUNDATE: 06/30/2018 TODAY'S DATE: 08/09/2018

FOR FISCAL YEARS: 07/01/2016 - 06/30/19

	YTD ACTUALS 06/30/2017	BOARD APPROVED 06/30/2018	WORKING BUDGET 06/30/2018	YTD ACTUALS 06/30/2018	DEPT REQUESTED 06/30/2019	CAO RECOMM 06/30/2019	BOARD APPROVED 06/30/2019
BUDGET UNIT: 022950 JAIL - CAD RMS PROJECT							
FUND: 0001 GENERAL FUND							
REVENUES:							
4998 - OPERATING TRANSFERS IN	\$23,865	\$23,865	\$24,392	\$22,588	\$0	\$23,295	\$0
OTHER FINANCING SOURCES	\$23,865	\$23,865	\$24,392	\$22,588	\$0	\$23,295	\$0
TOTAL REVENUES:	<u>\$23,865</u>	<u>\$23,865</u>	<u>\$24,392</u>	<u>\$22,588</u>	<u>\$0</u>	<u>\$23,295</u>	<u>\$0</u>
EXPENSES:							
5265 - PROFESSIONAL & SPECIAL SERVICE	\$23,865	\$23,865	\$24,392	\$22,588	\$23,295	\$23,295	\$0
SERVICES & SUPPLIES	\$23,865	\$23,865	\$24,392	\$22,588	\$23,295	\$23,295	\$0
TOTAL EXPENSES:	<u>\$23,865</u>	<u>\$23,865</u>	<u>\$24,392</u>	<u>\$22,588</u>	<u>\$23,295</u>	<u>\$23,295</u>	<u>\$0</u>
BUDGET UNIT: 022950 JAIL - CAD RMS PROJECT	\$0	\$0	\$0	\$0	(\$23,295)	\$0	\$0

JAIL - GENERAL

022900

DEPARTMENTAL FUNCTIONS

The jail budget covers the costs of civilian custody staff including (22) Correctional Officers and a records clerk. Additionally, Jail General covers the cost of services, supplies, household equipment, fire and safety equipment maintenance, and mandated training. Costs for (3) Correctional Officer positions are offset using AB443-Sheriff's Rural funding.

The Jail has experienced more turnover this year, with multiple CO's being hired on as Sheriff's Deputies and other vacancies made by separations, while (2) positions remain frozen. We have (3) entry level Correctional Officer's hired that are attending Riverside County Corrections Core Academy. Annual training consists of 24 hours minimum for recertification at a cost of about \$809 per person. In most cases this training is conducted out of county. Some training is conducted locally by department instructors but only satisfies a small percentage of the required hours.

The majority of corrections staff must attend this annual training. The costs and logistics of sending an average of 15-20 staff to annual training is considerable. Some of these costs are offset through Standard of Training for Corrections (STC), which provides about \$15,000 in subvention funding annually. Additional funding for training has been greatly reduced this year due to an increase in in-house training. Recruitment costs must also be considered, with the average cost of \$2,000 per individual for physical, psychological assessment and background investigations.

Court security continues to be the responsibility of the custody division. Fiscal Year 2017-2018 funding for (2) bailiff positions comes from monies allocated through AB 118 Public Safety Realignment in the amount estimated at \$370,000. This funding covers the costs of two bailiffs. It also covers the costs of one (1) Correctional Officer or Deputy only for the duration of the time they are present in the courtroom. It does not cover the costs of additional bailiffs when multiple courts are in session or the transportation officers who, in addition to transporting inmates to and from court, must also remain and provide security while the inmates are there. Demands for additional manpower from the court are difficult at best to plan for, with trials scheduled, then often continued. Lengthy jury trials and last minute changes to the court schedule can create a sudden demand for manpower. In the past, those demands could only be satisfied by re-assigning patrol personnel and custody personnel to court security. Recently, we have been able to offset the strain on patrol services, with the creation of the Senior Reserve Deputy Sheriff classification. These Senior Reserves now augment existing court personnel when needed as bailiff, and transportation and courtroom security, allowing the custody division greater flexibility in focusing resources on our jail population where security concerns are heightened due to the increased level of prisoner sophistication since State Public Realignment took effect in 2011.

MAJOR ACCOMPLISHMENTS IN FISCAL YEAR 2017-2018

- Utilization of Correctional Range Masters to provide basic firearms training for Sheriff's personnel
- Recruitment of Correctional Officers to meet staffing levels necessary for safe operations of the jail
- Continued work through Re-entry Coordinator to work directly with inmates, program providers, probationers
- Increase collaboration with Re-entry Coordinator
- Implemented Lexipol In-Custody Manual

GOALS FOR FISCAL YEAR 2018-2019

- Fill all existing vacancies in the correctional officer ranks
- Meet annual STC training requirements with little to no outside training
- Increase number of inmate programs provided

DEPARTMENTAL BUDGET REQUEST FOR FISCAL YEAR 2018-2019

The Department's Fiscal Year 2018-2019 Requested Budget represents an overall increase of \$185,166 in expenditures, and a decrease of \$22,884 in revenues, when compared to the Fiscal Year 2017-2018 Board Approved Budget. As a result, the Requested Net County Cost is increased by \$208,050.

Personnel Costs increased by \$158,551 compared to the Fiscal Year 2017-2018 Board Approved Budget, due to Unfunded liability, retirement and disability increases..

Revenues

4998 (OPERATING TRANSFERS IN) decreased by \$22,884: Budget team recommends transfers.

Personnel

The Department's Requested Budget represents no change in the number of fulltime equivalent (FTE) positions that are supported by this budget.

N/A

Services & Supplies

5112 (PERSONAL & SAFETY EQUIPMENT) increased by \$17,720: replacement of worn restraints, expired fire safety equipment, and handheld metal detectors; **5114** (INMATE CLOTHING) decreased by \$3,000: cost analysis; **5132** (JAIL-HOUSEHOLD) decreased by \$20,000: household items purchased and stored with kitchen supplies, there is an increase in the kitchen budget; **5171** (MAINTENANCE OF EQUIPMENT) increased by \$500: projected service to aging equipment; **5232** (OFFICE & OTHER EQUIP < \$5,000) decreased by \$6,200: Reduction in purchases; **5265** (PROFESSIONAL & SPECIAL SERVICE) increased by \$1,267: Increase in private inmate transport services; **5311** (GENERAL OPERATING EXPENSE) increased by \$1,926: Increase in Lexipol services; **5313** (LAW ENFORCEMENT SPECIAL) decreased by \$4,472: Funded through other source; **5330** (TRAVEL EXPENSE-REQUIRED) increased by \$9,662: Due to loss of in-house instructors for annual training; **5331** (TRAVEL EXPENSE) increased by \$3,328: Due to increase in inmate extraditions.

Support & Care of Persons

(There are no changes in this object category from the previous fiscal year.)

Fixed Assets

(There are no changes in this object category from the previous fiscal year.)

FISCAL YEAR 2018-2019 REDUCTION IMPACTS TO BASE BUDGET

N/A

FISCAL YEAR 2018-2019 STATE/FEDERAL FUNDING SUMMARY

N/A

FISCAL YEAR 2018-2019 REGULATORY COMPLIANCE SUMMARY

N/A

MAJOR POLICY CONSIDERATIONS BEING REQUESTED

N/A

COUNTY OF INYO

BUD002A - BUDGET REQUESTS

RUNDATE: 06/30/2018 TODAY'S DATE: 08/09/2018

FOR FISCAL YEARS: 07/01/2016 - 06/30/19

	YTD ACTUALS 06/30/2017	BOARD APPROVED 06/30/2018	WORKING BUDGET 06/30/2018	YTD ACTUALS 06/30/2018	DEPT REQUESTED 06/30/2019	CAO RECOMM 06/30/2019	BOARD APPROVED 06/30/2019
BUDGET UNIT: 022900 JAIL - GENERAL							
FUND: 0001 GENERAL FUND							
REVENUES:							
4485 - STATE - PUBLIC SAFETY SERVICES	\$445,922	\$450,000	\$450,000	\$481,184	\$450,000	\$470,000	\$0
4486 - AB443 - SHERIFF	\$240,494	\$271,490	\$271,490	\$271,490	\$271,490	\$290,754	\$0
4488 - CITIZEN OPTION - PUBLIC SAFETY	\$11,620	\$10,000	\$10,000	\$6,996	\$10,000	\$10,000	\$0
AID FROM OTHER GOVT AGENCIES	\$698,036	\$731,490	\$731,490	\$759,670	\$731,490	\$770,754	\$0
4676 - RESTITUTION	\$133	\$0	\$0	\$84	\$0	\$0	\$0
4691 - JAIL BOOKING FEES	\$3,541	\$3,500	\$3,500	\$3,522	\$3,500	\$3,500	\$0
4819 - SERVICES & FEES	\$800	\$0	\$0	\$0	\$0	\$0	\$0
4821 - INTRA COUNTY CHARGES	\$115,006	\$163,200	\$163,200	\$71,249	\$163,200	\$163,200	\$0
CHARGES FOR CURRENT SERVICES	\$119,481	\$166,700	\$166,700	\$74,856	\$166,700	\$166,700	\$0
4998 - OPERATING TRANSFERS IN	\$22,884	\$22,884	\$22,884	\$22,884	\$0	\$23,570	\$0
OTHER FINANCING SOURCES	\$22,884	\$22,884	\$22,884	\$22,884	\$0	\$23,570	\$0
4959 - MISCELLANEOUS REVENUE	\$3,502	\$2,000	\$2,000	\$2,000	\$2,000	\$2,000	\$0
OTHER REVENUE	\$3,502	\$2,000	\$2,000	\$2,000	\$2,000	\$2,000	\$0
TOTAL REVENUES:	\$843,904	\$923,074	\$923,074	\$859,411	\$900,190	\$963,024	\$0
EXPENSES:							
5001 - SALARIED EMPLOYEES	\$1,126,710	\$1,154,865	\$1,102,253	\$1,003,137	\$1,239,795	\$1,226,884	\$0
5003 - OVERTIME	\$74,183	\$97,765	\$97,765	\$117,469	\$95,576	\$95,576	\$0
5005 - HOLIDAY OVERTIME	\$58,067	\$0	\$0	\$0	\$0	\$0	\$0
5021 - RETIREMENT & SOCIAL SECURITY	\$95,346	\$94,997	\$94,997	\$86,008	\$105,859	\$104,745	\$0
5022 - PERS RETIREMENT	\$270,994	\$149,604	\$149,604	\$129,241	\$152,637	\$151,451	\$0
5024 - RETIREMENT-UNFUNDED LIAB	\$0	\$219,731	\$219,731	\$219,731	\$273,209	\$273,209	\$0
5031 - MEDICAL INSURANCE	\$245,037	\$284,655	\$284,655	\$230,384	\$284,424	\$279,508	\$0
5032 - DISABILITY INSURANCE	\$10,830	\$12,685	\$12,685	\$10,292	\$13,712	\$13,557	\$0
5034 - EDUCATION REIMBURSEMENT	\$700	\$700	\$700	\$0	\$700	\$700	\$0
5042 - SICK LEAVE BUY OUT	\$13,264	\$0	\$0	\$0	\$0	\$0	\$0
5043 - OTHER BENEFITS	\$16,301	\$4,800	\$40,100	\$40,040	\$14,441	\$14,441	\$0
5111 - CLOTHING	\$18,725	\$22,000	\$16,900	\$15,019	\$20,000	\$20,000	\$0

COUNTY OF INYO

BUD002A - BUDGET REQUESTS

RUNDATE: 06/30/2018 TODAY'S DATE: 08/09/2018

FOR FISCAL YEARS: 07/01/2016 - 06/30/19

	YTD ACTUALS 06/30/2017	BOARD APPROVED 06/30/2018	WORKING BUDGET 06/30/2018	YTD ACTUALS 06/30/2018	DEPT REQUESTED 06/30/2019	CAO RECOMM 06/30/2019	BOARD APPROVED 06/30/2019
SALARIES & BENEFITS	\$1,930,163	\$2,041,802	\$2,019,390	\$1,851,325	\$2,200,353	\$2,180,071	\$0
5112 - PERSONAL & SAFETY EQUIPMENT	\$23,180	\$12,200	\$15,601	\$14,743	\$29,920	\$20,000	\$0
5114 - INMATE CLOTHING	\$6,013	\$15,000	\$15,000	\$8,770	\$12,000	\$12,000	\$0
5132 - JAIL-HOUSEHOLD	\$119	\$27,500	\$800	\$613	\$7,500	\$7,500	\$0
5171 - MAINTENANCE OF EQUIPMENT	\$122	\$1,000	\$1,000	\$0	\$1,500	\$1,000	\$0
5173 - MAINTENANCE OF EQUIPMENT-MATER	\$373	\$750	\$750	\$0	\$750	\$750	\$0
5232 - OFFICE & OTHER EQUIP < \$5,000	\$6,237	\$7,500	\$6,382	\$5,767	\$1,300	\$1,300	\$0
5265 - PROFESSIONAL & SPECIAL SERVICE	\$35,641	\$44,775	\$50,131	\$42,415	\$46,042	\$44,775	\$0
5281 - RENTS & LEASES-EQUIPMENT	\$0	\$1,000	\$1,000	\$0	\$1,000	\$500	\$0
5311 - GENERAL OPERATING EXPENSE	\$13,319	\$11,100	\$16,059	\$11,613	\$13,026	\$11,100	\$0
5313 - LAW ENFORCEMENT SPECIAL	\$3,527	\$12,772	\$12,772	\$6,908	\$8,300	\$8,300	\$0
5330 - TRAVEL EXPENSE-REQUIRED	\$43,798	\$23,140	\$40,400	\$34,531	\$32,802	\$0	\$0
5331 - TRAVEL EXPENSE	\$0	\$0	\$3,000	\$1,732	\$3,328	\$23,140	\$0
SERVICES & SUPPLIES	\$132,334	\$156,737	\$162,895	\$127,096	\$157,468	\$130,365	\$0
5121 - INTERNAL CHARGES	\$113	\$0	\$0	\$182	\$772	\$772	\$0
5123 - TECH REFRESH EXPENSE	\$19,594	\$23,000	\$23,000	\$23,000	\$16,992	\$16,992	\$0
5128 - INTERNAL SHREDDING CHARGES	\$862	\$900	\$900	\$900	\$900	\$900	\$0
5129 - INTERNAL COPY CHARGES (NON-IS)	\$1,918	\$1,616	\$1,616	\$1,836	\$2,085	\$2,085	\$0
5152 - WORKERS COMPENSATION	\$25,264	\$37,853	\$37,853	\$37,853	\$38,876	\$38,876	\$0
5155 - PUBLIC LIABILITY INSURANCE	\$23,514	\$61,455	\$61,455	\$61,455	\$91,083	\$91,083	\$0
INTERNAL CHARGES	\$71,267	\$124,824	\$124,824	\$125,227	\$150,708	\$150,708	\$0
TOTAL EXPENSES:	\$2,133,765	\$2,323,363	\$2,307,109	\$2,103,649	\$2,508,529	\$2,461,144	\$0
BUDGET UNIT: 022900 JAIL - GENERAL	(\$1,289,860)	(\$1,400,289)	(\$1,384,035)	(\$1,244,238)	(\$1,608,339)	(\$1,498,120)	\$0

JAIL - SAFETY PERSONNEL 022910

DEPARTMENTAL FUNCTIONS

The Jail Safety budget covers the cost of twelve sworn positions, comprised of the Undersheriff, Jail Lieutenant, Jail Sergeant, four Corporals (including two Bailiffs), and five Deputy Sheriffs.

These sworn positions function primarily in administrative, managerial and supervisor roles in the jail. The Standards of Training for Corrections requires facility managers and administrator positions for all custody facilities. In addition, the California Penal Code mandates that sworn personnel make decisions regarding certain critical custody procedures. Accordingly, the Undersheriff is assigned the administrative role, one Lieutenant is assigned the managerial responsibilities and one Sergeant is the jail supervisor, responsible for direct oversight of the four Corporals and the daily operations of the jail. The Corporals are team supervisors, and keeping with the team structure, Correctional Officers default to the role of Officer in Charge (OIC) in the absence of a Corporal. The supervisorial structure is critical given the statutory mandates and the continued loss of experience due to retirements and transfers. The Sheriff Deputies and Corporals must also respond to the court for Bailiff duty when necessary. There is one Corporal and Deputy assigned full time to the courts as Bailiffs. The Department currently has one frozen Deputy Sheriff's position.

The two Bailiff positions receive reimbursement funding from AB 118 Local Revenue Fund 2011, Trial Court Security Account. This year we anticipate receiving \$333,456 based on salary costs for the two Bailiff positions and if necessary the cost of hourly pay for qualified reserve deputies acting in a Bailiff capacity.

MAJOR ACCOMPLISHMENTS IN FISCAL YEAR 2017-2018

- Utilized outside inmate community work crews funded through AB 109 funds.
- Continued to provide a high level of service to Superior Court in light of staffing scheduling challenges.

GOALS FOR FISCAL YEAR 2018-2019

- Further expand inmate programs in the jail.
- Implement tablet/internet based inmate programming.
- Implement online STC annual training for corrections.
- Reduce training and travel costs.

DEPARTMENTAL BUDGET REQUEST FOR FISCAL YEAR 2018-2019

The Department's Fiscal Year 2018-2019 Requested Budget represents an overall increase of \$79,044 in expenditures, and an increase of \$0 in revenues, when compared to the Fiscal Year 2017-2018 Board Approved Budget. As a result, the Requested Net County Cost is increased by \$79,044.

Personnel Costs increased by \$135,746 compared to the Fiscal Year 2017-2018 Board Approved Budget, due to unfunded liability, overtime, medical insurance and disability.

Revenues

(There are no changes in this object category from the previous fiscal year.)

Personnel

The Department's Requested Budget represents no change in the number of fulltime equivalent (FTE) positions that are supported by this budget.

N/A

Services & Supplies

(There are no changes in this object category from the previous fiscal year.)

Support & Care of Persons

(There are no changes in this object category from the previous fiscal year.)

Fixed Assets

(There are no changes in this object category from the previous fiscal year.)

FISCAL YEAR 2018-2019 REDUCTION IMPACTS TO BASE BUDGET

N/A

FISCAL YEAR 2018-2019 STATE/FEDERAL FUNDING SUMMARY

N/A

FISCAL YEAR 2018-2019 REGULATORY COMPLIANCE SUMMARY

N/A

MAJOR POLICY CONSIDERATIONS BEING REQUESTED

N/A

COUNTY OF INYO

BUD002A - BUDGET REQUESTS

RUNDATE: 06/30/2018 TODAY'S DATE: 08/09/2018

FOR FISCAL YEARS: 07/01/2016 - 06/30/19

	YTD ACTUALS 06/30/2017	BOARD APPROVED 06/30/2018	WORKING BUDGET 06/30/2018	YTD ACTUALS 06/30/2018	DEPT REQUESTED 06/30/2019	CAO RECOMM 06/30/2019	BOARD APPROVED 06/30/2019
BUDGET UNIT: 022910 JAIL - SAFETY PERSONNEL							
FUND: 0001 GENERAL FUND							
REVENUES:							
4460 - REALIGNMENT - 2011	\$278,135	\$333,456	\$333,456	\$202,142	\$333,456	\$333,456	\$0
AID FROM OTHER GOVT AGENCIES	\$278,135	\$333,456	\$333,456	\$202,142	\$333,456	\$333,456	\$0
4825 - OTHER CURRENT CHARGES	\$3,958	\$4,000	\$4,000	\$3,296	\$4,000	\$4,000	\$0
CHARGES FOR CURRENT SERVICES	\$3,958	\$4,000	\$4,000	\$3,296	\$4,000	\$4,000	\$0
TOTAL REVENUES:	\$282,093	\$337,456	\$337,456	\$205,438	\$337,456	\$337,456	\$0
EXPENSES:							
5001 - SALARIED EMPLOYEES	\$879,933	\$911,316	\$911,316	\$869,024	\$893,459	\$893,459	\$0
5003 - OVERTIME	\$88,620	\$81,043	\$108,865	\$122,403	\$112,012	\$81,043	\$0
5004 - STANDBY TIME	\$3,487	\$11,275	\$5,000	\$3,882	\$9,517	\$5,000	\$0
5006 - 4850 TIME - WORKERS COMP	\$0	\$3,000	\$3,000	\$0	\$3,000	\$500	\$0
5021 - RETIREMENT & SOCIAL SECURITY	\$14,062	\$61,547	\$40,000	\$14,149	\$66,947	\$66,947	\$0
5022 - PERS RETIREMENT	\$254,786	\$245,455	\$245,455	\$249,465	\$271,738	\$271,738	\$0
5023 - RETIREMENT SAFETY-SIDE FUND	\$86,054	\$89,815	\$89,815	\$89,815	\$92,742	\$92,742	\$0
5024 - RETIREMENT-UNFUNDED LIAB	\$128,705	\$251,567	\$251,567	\$253,067	\$329,741	\$329,741	\$0
5031 - MEDICAL INSURANCE	\$168,571	\$179,000	\$179,000	\$186,006	\$188,467	\$188,467	\$0
5032 - DISABILITY INSURANCE	\$8,446	\$10,148	\$10,148	\$8,862	\$9,907	\$9,907	\$0
5033 - SHERIFF DEPUTIES DISABILITY	\$2,910	\$3,069	\$3,069	\$4,201	\$3,571	\$3,571	\$0
5034 - EDUCATION REIMBURSEMENT	\$0	\$700	\$700	\$0	\$700	\$700	\$0
5042 - SICK LEAVE BUY OUT	\$9,886	\$0	\$0	\$0	\$0	\$0	\$0
5043 - OTHER BENEFITS	\$10,549	\$25,000	\$25,000	\$1,089	\$28,880	\$28,880	\$0
5111 - CLOTHING	\$9,931	\$12,000	\$12,000	\$10,633	\$10,000	\$10,000	\$0
SALARIES & BENEFITS	\$1,665,943	\$1,884,935	\$1,884,935	\$1,812,599	\$2,020,681	\$1,982,695	\$0
5331 - TRAVEL EXPENSE	\$0	\$0	\$0	\$42	\$0	\$0	\$0
SERVICES & SUPPLIES	\$0	\$0	\$0	\$42	\$0	\$0	\$0
5152 - WORKERS COMPENSATION	\$45,052	\$105,356	\$105,356	\$105,356	\$48,483	\$48,483	\$0
5155 - PUBLIC LIABILITY INSURANCE	\$9,024	\$11,661	\$11,661	\$11,661	\$11,832	\$11,832	\$0
INTERNAL CHARGES	\$54,076	\$117,017	\$117,017	\$117,017	\$60,315	\$60,315	\$0

COUNTY OF INYO

BUD002A - BUDGET REQUESTS

RUNDATE: 06/30/2018 TODAY'S DATE: 08/09/2018

FOR FISCAL YEARS: 07/01/2016 - 06/30/19

	YTD ACTUALS 06/30/2017	BOARD APPROVED 06/30/2018	WORKING BUDGET 06/30/2018	YTD ACTUALS 06/30/2018	DEPT REQUESTED 06/30/2019	CAO RECOMM 06/30/2019	BOARD APPROVED 06/30/2019
TOTAL EXPENSES:	\$1,720,020	\$2,001,952	\$2,001,952	\$1,929,659	\$2,080,996	\$2,043,010	\$0
BUDGET UNIT: 022910 JAIL - SAFETY PERSONNEL	(\$1,437,927)	(\$1,664,496)	(\$1,664,496)	(\$1,724,220)	(\$1,743,540)	(\$1,705,554)	\$0

JAIL - STC

022920

DEPARTMENTAL FUNCTIONS

Standards and Training for Corrections (STC) is the regulatory arm of BSCC for training standards for county jail facilities. STC conducts annual audits of county and annual training standards. STC provided subvention funding for the requisite entry level and annual training. The subvention monies represent a minor percentage of the overall training costs borne by this department. Our STC annual training plan is budgeted for \$14,280. We anticipate spending the entire allocation and up to an additional \$32,571. There is the potential for savings by providing mandatory training in-house, once we have trained employees who can instruct certain trainings. Without the STC funding, we would have to increase our request for travel funding in the Jail General budget 022900.

MAJOR ACCOMPLISHMENTS IN FISCAL YEAR 2017-2018

- Expansion of in-house courses offered to corrections and sworn personnel.

GOALS FOR FISCAL YEAR 2018-2019

- Meet or exceed all regulatory mandates by STC and receive notification of compliance.
- Achieve 100% compliance with STC training requirements this fiscal year.
- Implement online STC training to further reduce training costs.

DEPARTMENTAL BUDGET REQUEST FOR FISCAL YEAR 2018-2019

The Department's Fiscal Year 2018-2019 Requested Budget represents an overall increase of \$6,713 in expenditures, and an increase of \$0 in revenues, when compared to the Fiscal Year 2017-2018 Board Approved Budget. As a result, the Requested Net County Cost is increased by \$6,713.

Due to several promotions and vacancies, we have increased the number of correctional officers enrolled in the correctional CORE academy for this fiscal year; additionally we will have to increase the number of out of the area trainings due to the loss of our ability to conduct internal annual training.

Personnel Costs did not change compared to the Fiscal Year 2017-2018 Board Approved Budget.

Revenues

(There are no changes in this object category from the previous fiscal year.)

Personnel

The Department's Requested Budget represents no change in the number of fulltime equivalent (FTE) positions that are supported by this budget.

N/A

Services & Supplies

5330 (TRAVEL EXPENSE-REQUIRED) increased by \$6,713: increase in CORE Academy enrollment and external training needs.

Support & Care of Persons

(There are no changes in this object category from the previous fiscal year.)

Fixed Assets

(There are no changes in this object category from the previous fiscal year.)

FISCAL YEAR 2018-2019 REDUCTION IMPACTS TO BASE BUDGET

N/A

FISCAL YEAR 2018-2019 STATE/FEDERAL FUNDING SUMMARY

N/A

FISCAL YEAR 2018-2019 REGULATORY COMPLIANCE SUMMARY

N/A

MAJOR POLICY CONSIDERATIONS BEING REQUESTED

N/A

COUNTY OF INYO

BUD002A - BUDGET REQUESTS

RUNDATE: 06/30/2018 TODAY'S DATE: 08/09/2018

FOR FISCAL YEARS: 07/01/2016 - 06/30/19

	YTD ACTUALS 06/30/2017	BOARD APPROVED 06/30/2018	WORKING BUDGET 06/30/2018	YTD ACTUALS 06/30/2018	DEPT REQUESTED 06/30/2019	CAO RECOMM 06/30/2019	BOARD APPROVED 06/30/2019
BUDGET UNIT: 022920 JAIL - STC							
FUND: 0001 GENERAL FUND							
REVENUES:							
4483 - STANDARDS & TRAIN FOR CORRECT	\$12,788	\$14,280	\$7,540	\$9,796	\$14,280	\$14,280	\$0
AID FROM OTHER GOVT AGENCIES	\$12,788	\$14,280	\$7,540	\$9,796	\$14,280	\$14,280	\$0
TOTAL REVENUES:	\$12,788	\$14,280	\$7,540	\$9,796	\$14,280	\$14,280	\$0
EXPENSES:							
5330 - TRAVEL EXPENSE-REQUIRED	\$15,633	\$46,851	\$40,111	\$16,896	\$53,564	\$0	\$0
5331 - TRAVEL EXPENSE	\$0	\$0	\$0	\$0	\$0	\$46,851	\$0
SERVICES & SUPPLIES	\$15,633	\$46,851	\$40,111	\$16,896	\$53,564	\$46,851	\$0
TOTAL EXPENSES:	\$15,633	\$46,851	\$40,111	\$16,896	\$53,564	\$46,851	\$0
BUDGET UNIT: 022920 JAIL - STC	(\$2,845)	(\$32,571)	(\$32,571)	(\$7,099)	(\$39,284)	(\$32,571)	\$0

JAIL SECURITY PROJECT

022706

DEPARTMENTAL FUNCTIONS

During the 2010-2011 fiscal year, a new cutting edge surveillance and control system was installed at the Inyo County Jail and Administration facility. The contractor, American Security Systems, customized and installed the system based on the needs identified by Sheriff Personnel. The server operated system is comprised of 92 cameras, high definition color cameras, numerous hi-definition screens and door scanners for employee access into and throughout the Jail and Administration facility. This system provided exterior and interior camera surveillance of the jail and administrative facility. It controls ingress to the facility through the use of entrance cards issued to essential personnel. All activity controlled and monitored through this system is recorded and stored in a massive database and can be retrieved for auditing or evidentiary purposes. This system has greatly enhanced the security of the jail and Sheriff personnel as well as the general public who conduct business at our facilities. The system also has the flexibility to grow not only at the current physical location, but remotely, such as the court house or other critical areas when and if a need is identified.

MAJOR ACCOMPLISHMENTS IN FISCAL YEAR 2017-2018

- This system continued to provide enhanced security for inmates, visiting members of the public and county.
- Replaced/upgraded key monitors in booking area and dispatch.

GOALS FOR FISCAL YEAR 2018-2019

- Continue maintenance and service contract through the end of the fiscal year.
- Expand recording capabilities and add additional cameras.
- Enter into new service agreement with American Security.

DEPARTMENTAL BUDGET REQUEST FOR FISCAL YEAR 2018-2019

The Department's Fiscal Year 2018-2019 Requested Budget represents an overall increase of \$20,613 in expenditures, and a decrease of \$27,605 in revenues, when compared to the Fiscal Year 2017-2018 Board Approved Budget. As a result, the Requested Net County Cost is increased by \$48,218.

The Department has submitted quotes for the replacement, addition of, and upgrade of cameras and monitors within the jail. This will result in an increase in costs due to aging and failing equipment.

Personnel Costs did not change compared to the Fiscal Year 2017-2018 Board Approved Budget.

Revenues

4998 (OPERATING TRANSFERS IN) decreased by \$27,605: Sheriff AB443.

Personnel

The Department's Requested Budget represents no change in the number of fulltime equivalent (FTE) positions that are supported by this budget.

N/A

Services & Supplies

5265 (PROFESSIONAL & SPECIAL SERVICE) increased by \$20,613: aging equipment is failing, replacement costs.

Support & Care of Persons

(There are no changes in this object category from the previous fiscal year.)

Fixed Assets

(There are no changes in this object category from the previous fiscal year.)

FISCAL YEAR 2018-2019 REDUCTION IMPACTS TO BASE BUDGET

N/A

FISCAL YEAR 2018-2019 STATE/FEDERAL FUNDING SUMMARY

N/A

FISCAL YEAR 2018-2019 REGULATORY COMPLIANCE SUMMARY

N/A

MAJOR POLICY CONSIDERATIONS BEING REQUESTED

N/A

COUNTY OF INYO

BUD002A - BUDGET REQUESTS

RUNDATE: 06/30/2018 TODAY'S DATE: 08/09/2018

FOR FISCAL YEARS: 07/01/2016 - 06/30/19

	YTD ACTUALS 06/30/2017	BOARD APPROVED 06/30/2018	WORKING BUDGET 06/30/2018	YTD ACTUALS 06/30/2018	DEPT REQUESTED 06/30/2019	CAO RECOMM 06/30/2019	BOARD APPROVED 06/30/2019
BUDGET UNIT: 022706 JAIL SECURITY PROJECT							
FUND: 0001 GENERAL FUND							
REVENUES:							
4998 - OPERATING TRANSFERS IN	\$23,130	\$27,605	\$27,606	\$27,606	\$0	\$48,218	\$0
OTHER FINANCING SOURCES	\$23,130	\$27,605	\$27,606	\$27,606	\$0	\$48,218	\$0
TOTAL REVENUES:	<u>\$23,130</u>	<u>\$27,605</u>	<u>\$27,606</u>	<u>\$27,606</u>	<u>\$0</u>	<u>\$48,218</u>	<u>\$0</u>
EXPENSES:							
5265 - PROFESSIONAL & SPECIAL SERVICE	\$23,130	\$27,605	\$27,606	\$27,606	\$48,218	\$48,218	\$0
SERVICES & SUPPLIES	\$23,130	\$27,605	\$27,606	\$27,606	\$48,218	\$48,218	\$0
TOTAL EXPENSES:	<u>\$23,130</u>	<u>\$27,605</u>	<u>\$27,606</u>	<u>\$27,606</u>	<u>\$48,218</u>	<u>\$48,218</u>	<u>\$0</u>
BUDGET UNIT: 022706 JAIL SECURITY PROJECT	\$0	\$0	\$0	\$0	(\$48,218)	\$0	\$0

KITCHEN SERVICES

022701

DEPARTMENTAL FUNCTIONS

The Kitchen Services budget covers the costs of Kitchen staff comprised of a Food Services Supervisor, three full time cooks and ten percent of the Administrative Assistant, Office Tech III and Jail Lieutenant Salaries. Kitchen Services also covers the cost of nutritional requirements, training, equipment, equipment maintenance, cleaning supplies, and food.

The Kitchen Services staff supplies all meals for the inmates of the Inyo County Jail, Inyo County Juvenile Detention Facility and is responsible for all the equipment and supplies related to the ordering, preparation, serving, storage and disposal of food items. Cleaning and sanitization supplies along with the cost of food are included in this budget.

The kitchen staff is required to maintain nutritional standards and must undergo annual audits of the menus created to ensure compliance with Title 15. The kitchen is inspected by Environmental Health Services and must maintain sanitary working conditions the same as any commercial facility.

In addition to the day to day operation of the kitchen, the facility and staff provide food and supplies for special law enforcement operations such as Search and Rescue, Special Enforcement Detail, drug eradications, probation or parole sweeps and emergency incidents.

MAJOR ACCOMPLISHMENTS IN FISCAL YEAR 2017-2018

- Continued to operated food services without the part time cook position, creating cost savings to the County of Inyo.
- Operated within the approved budget.
- Met all Title 15 requirements for adult and juvenile facilities.

GOALS FOR FISCAL YEAR 2018-2019

- Operate within the approved budget.
- Reduce overtime where possible.
- Look for cost savings without compromising quality and nutrition.
- Continue to provide Title 15 requirements for adult and juvenile facilities.
- Hire full time cook.

DEPARTMENTAL BUDGET REQUEST FOR FISCAL YEAR 2018-2019

The Department's Fiscal Year 2018-2019 Requested Budget represents an overall increase of \$33,044 in expenditures, and an increase of \$0 in revenues, when compared to the Fiscal Year 2017-2018 Board Approved Budget. As a result, the Requested Net County Cost is increased by \$33,044.

Personnel Costs increased by \$15,966 compared to the Fiscal Year 2017-2018 Board Approved Budget, due to an increase in unfunded liability and medical insurance costs.

Revenues

(There are no changes in this object category from the previous fiscal year.)

Personnel

The Department's Requested Budget represents no change in the number of fulltime equivalent (FTE) positions that are supported by this budget.

The department has chosen to not fill the vacant BPAR cook at this time, creating some salary savings in the process.

Services & Supplies

5132 (JAIL-HOUSEHOLD) increased by \$20,000: Jail and kitchen expenditures are not separated and household items are shared. Transfer from Jail budget; **5232** (OFFICE & OTHER EQUIP < \$5,000) decreased by \$1,000: Reduction in purchases; **5265** (PROFESSIONAL & SPECIAL SERVICE) decreased by \$20: Reduction in staff; **5311** (GENERAL OPERATING EXPENSE) increased by \$15: Food handler's certificate for newly hired cook; **5331** (TRAVEL EXPENSE) decreased by \$197: Updated costs for Supervisor's course.

Support & Care of Persons

(There are no changes in this object category from the previous fiscal year.)

Fixed Assets

(There are no changes in this object category from the previous fiscal year.)

FISCAL YEAR 2018-2019 REDUCTION IMPACTS TO BASE BUDGET

N/A

FISCAL YEAR 2018-2019 STATE/FEDERAL FUNDING SUMMARY

N/A

FISCAL YEAR 2018-2019 REGULATORY COMPLIANCE SUMMARY

N/A

MAJOR POLICY CONSIDERATIONS BEING REQUESTED

N/A

COUNTY OF INYO

BUD002A - BUDGET REQUESTS

RUNDATE: 06/30/2018 TODAY'S DATE: 08/09/2018

FOR FISCAL YEARS: 07/01/2016 - 06/30/19

	YTD ACTUALS 06/30/2017	BOARD APPROVED 06/30/2018	WORKING BUDGET 06/30/2018	YTD ACTUALS 06/30/2018	DEPT REQUESTED 06/30/2019	CAO RECOMM 06/30/2019	BOARD APPROVED 06/30/2019
BUDGET UNIT: 022701 KITCHEN SERVICES							
FUND: 0001 GENERAL FUND							
REVENUES:							
TOTAL REVENUES:	\$0	\$0	\$0	\$0	\$0	\$0	\$0
EXPENSES:							
5001 - SALARIED EMPLOYEES	\$211,809	\$199,354	\$195,032	\$170,517	\$198,122	\$198,122	\$0
5003 - OVERTIME	\$18,112	\$15,000	\$14,680	\$13,403	\$15,605	\$15,605	\$0
5004 - STANDBY TIME	\$74	\$0	\$0	\$0	\$0	\$0	\$0
5005 - HOLIDAY OVERTIME	\$2,350	\$3,970	\$3,970	\$1,454	\$4,003	\$2,400	\$0
5012 - PART TIME EMPLOYEES	\$17,178	\$0	\$0	\$0	\$0	\$0	\$0
5021 - RETIREMENT & SOCIAL SECURITY	\$17,569	\$17,245	\$17,245	\$13,020	\$16,996	\$16,996	\$0
5022 - PERS RETIREMENT	\$51,862	\$31,510	\$31,510	\$26,373	\$28,969	\$28,969	\$0
5024 - RETIREMENT-UNFUNDED LIAB	\$0	\$37,537	\$37,537	\$37,537	\$46,673	\$46,673	\$0
5031 - MEDICAL INSURANCE	\$54,711	\$66,082	\$66,082	\$60,682	\$78,158	\$78,158	\$0
5032 - DISABILITY INSURANCE	\$1,996	\$2,269	\$2,269	\$1,675	\$2,195	\$2,195	\$0
5033 - SHERIFF DEPUTIES DISABILITY	\$1	\$0	\$20	\$4	\$0	\$0	\$0
5042 - SICK LEAVE BUY OUT	\$530	\$2,610	\$1,210	\$803	\$820	\$820	\$0
5043 - OTHER BENEFITS	\$1,273	\$720	\$5,000	\$4,822	\$722	\$722	\$0
5111 - CLOTHING	\$25	\$0	\$300	\$98	\$0	\$0	\$0
SALARIES & BENEFITS	\$377,495	\$376,297	\$374,855	\$330,393	\$392,263	\$390,660	\$0
5112 - PERSONAL & SAFETY EQUIPMENT	\$565	\$4,800	\$1,200	\$1,170	\$4,800	\$2,000	\$0
5131 - FOOD & HOUSEHOLD SUPPLIES	\$421,685	\$409,000	\$431,700	\$429,636	\$409,000	\$409,000	\$0
5132 - JAIL-HOUSEHOLD	\$85,474	\$35,000	\$52,513	\$51,920	\$55,000	\$55,000	\$0
5171 - MAINTENANCE OF EQUIPMENT	\$0	\$3,000	\$100	\$52	\$3,000	\$1,500	\$0
5173 - MAINTENANCE OF EQUIPMENT-MATER	\$2,089	\$1,000	\$2,300	\$1,565	\$1,000	\$1,000	\$0
5232 - OFFICE & OTHER EQUIP < \$5,000	\$449	\$2,000	\$1,000	\$272	\$1,000	\$1,000	\$0
5265 - PROFESSIONAL & SPECIAL SERVICE	\$2,803	\$2,900	\$3,100	\$3,100	\$2,880	\$2,880	\$0
5281 - RENTS & LEASES-EQUIPMENT	\$0	\$1,600	\$0	\$0	\$1,600	\$1,600	\$0
5311 - GENERAL OPERATING EXPENSE	\$536	\$1,530	\$1,530	\$1,449	\$1,545	\$1,545	\$0
5331 - TRAVEL EXPENSE	\$0	\$638	\$780	\$768	\$441	\$441	\$0
SERVICES & SUPPLIES	\$513,603	\$461,468	\$494,223	\$489,935	\$480,266	\$475,966	\$0
5152 - WORKERS COMPENSATION	\$3,033	\$4,075	\$4,075	\$4,074	\$2,892	\$2,892	\$0
5155 - PUBLIC LIABILITY INSURANCE	\$2,367	\$2,990	\$2,990	\$2,990	\$2,453	\$2,453	\$0

COUNTY OF INYO

BUD002A - BUDGET REQUESTS

RUNDATE: 06/30/2018 TODAY'S DATE: 08/09/2018

FOR FISCAL YEARS: 07/01/2016 - 06/30/19

	YTD ACTUALS 06/30/2017	BOARD APPROVED 06/30/2018	WORKING BUDGET 06/30/2018	YTD ACTUALS 06/30/2018	DEPT REQUESTED 06/30/2019	CAO RECOMM 06/30/2019	BOARD APPROVED 06/30/2019
INTERNAL CHARGES	\$5,400	\$7,065	\$7,065	\$7,065	\$5,345	\$5,345	\$0
TOTAL EXPENSES:	\$896,499	\$844,830	\$876,143	\$827,393	\$877,874	\$871,971	\$0
BUDGET UNIT: 022701 KITCHEN SERVICES	(\$896,499)	(\$844,830)	(\$876,143)	(\$827,393)	(\$877,874)	(\$871,971)	\$0

OFF HWY VEHICLE GRANT 18-19 623518

DEPARTMENTAL FUNCTIONS

This budget is for the disbursement of Off Highway Vehicle (OHV) Grant funds.

MAJOR ACCOMPLISHMENTS IN FISCAL YEAR 2017-2018

- Provided assistance with overtime for patrol hours
- Hosted OHV trainings for deputies charged with OHV enforcement
- Maintained OHV patrol equipment

GOALS FOR FISCAL YEAR 2018-2019

- Continue to maintain OHV equipment
- Continue patrol operations
- Continue offering in-house training

DEPARTMENTAL BUDGET REQUEST FOR FISCAL YEAR 2018-2019

The Department's Fiscal Year 2018-2019 Requested Budget represents an overall decrease of \$18,063 in expenditures, and a decrease of \$18,063 in revenues, when compared to the Fiscal Year 2017-2018 Board Approved Budget. As a result, the Requested Net County Cost is increased by \$0.

The grant award is unpredictable, and competitive; therefore can change from year to year.

Personnel Costs did not change compared to the Fiscal Year 2017-2018 Board Approved Budget.

Revenues

4498 (STATE GRANTS) decreased by \$18,063: The grant award is unpredictable, and competitive; therefore can change from year to year.

Personnel

The Department's Requested Budget represents no change in the number of fulltime equivalent (FTE) positions that are supported by this budget.

N/A

Services & Supplies

5171 (MAINTENANCE OF EQUIPMENT) decreased by \$4,000: The grant award is unpredictable, and competitive; therefore can change from year to year; **5173** (MAINTENANCE OF EQUIPMENT-MATER) increased by \$1,000: The grant award is unpredictable, and competitive; therefore can change from year to year; **5265** (PROFESSIONAL & SPECIAL SERVICE) decreased by \$3,555: The grant award is unpredictable, and competitive; therefore can change from year to year;

5311 (GENERAL OPERATING EXPENSE) decreased by \$1,508: The grant award is unpredictable, and competitive; therefore can change from year to year.

Support & Care of Persons

(There are no changes in this object category from the previous fiscal year.)

Fixed Assets

(There are no changes in this object category from the previous fiscal year.)

FISCAL YEAR 2018-2019 REDUCTION IMPACTS TO BASE BUDGET

N/A

FISCAL YEAR 2018-2019 STATE/FEDERAL FUNDING SUMMARY

This grant is through the CA State Department of Parks and Recreation, OHV Division. The grant supports the planning, acquisition, development, maintenance, administration, operation, enforcement, restoration, and conservation of trails, areas, and other facilities associated with the use of OHVs, and programs involving OHV safety and education. The grant award is unpredictable, and competitive; therefore can change from year to year.

FISCAL YEAR 2018-2019 REGULATORY COMPLIANCE SUMMARY

N/A

MAJOR POLICY CONSIDERATIONS BEING REQUESTED

N/A

COUNTY OF INYO

BUD002A - BUDGET REQUESTS

RUNDATE: 06/30/2018 TODAY'S DATE: 08/09/2018

FOR FISCAL YEARS: 07/01/2016 - 06/30/19

	YTD ACTUALS 06/30/2017	BOARD APPROVED 06/30/2018	WORKING BUDGET 06/30/2018	YTD ACTUALS 06/30/2018	DEPT REQUESTED 06/30/2019	CAO RECOMM 06/30/2019	BOARD APPROVED 06/30/2019
BUDGET UNIT: 623518 OFF HWY VEHICLE GRANT 18-19							
FUND: 6862 OFF HIGHWAY VEHICLE 18-19							
REVENUES:							
4498 - STATE GRANTS	\$0	\$0	\$0	\$0	\$23,492	\$23,492	\$0
AID FROM OTHER GOVT AGENCIES	\$0	\$0	\$0	\$0	\$23,492	\$23,492	\$0
TOTAL REVENUES:	<u>\$0</u>	<u>\$0</u>	<u>\$0</u>	<u>\$0</u>	<u>\$23,492</u>	<u>\$23,492</u>	<u>\$0</u>
EXPENSES:							
5173 - MAINTENANCE OF EQUIPMENT-MATER	\$0	\$0	\$0	\$0	\$3,000	\$3,000	\$0
5311 - GENERAL OPERATING EXPENSE	\$0	\$0	\$0	\$0	\$492	\$492	\$0
SERVICES & SUPPLIES	\$0	\$0	\$0	\$0	\$3,492	\$3,492	\$0
5121 - INTERNAL CHARGES	\$0	\$0	\$0	\$0	\$20,000	\$20,000	\$0
INTERNAL CHARGES	\$0	\$0	\$0	\$0	\$20,000	\$20,000	\$0
TOTAL EXPENSES:	<u>\$0</u>	<u>\$0</u>	<u>\$0</u>	<u>\$0</u>	<u>\$23,492</u>	<u>\$23,492</u>	<u>\$0</u>
BUDGET UNIT: 623518 OFF HWY VEHICLE GRANT 18-19	\$0	\$0	\$0	\$0	\$0	\$0	\$0

RAN 056610

DEPARTMENTAL FUNCTIONS

Maintain financial records for all activities relating to purchase, lease, operation, including personnel and related costs, and maintenance of automated fingerprint equipment and digital image photographic equipment, replacement of existing automated fingerprint equipment, digital image photographic equipment, and other equipment needed for the identification of individuals, and for the reimbursement of local agencies within the county which have previously purchased, leased, operated, or maintained automated fingerprint equipment and digital image photographic equipment from other funding sources.

The RAN/DNA board, which consists of Sheriff Lutze, DA Hardy, Probation Chief Thompson and Bishop Police Chief Stec, approves the expenditures for the coming fiscal year.

MAJOR ACCOMPLISHMENTS IN FISCAL YEAR 2017-2018

- Reimbursed the Bishop Police Department for their CLETS line
- Reimbursed the Probation and District Attorney's offices for their CLETS line
- Purchased printer cartridges for the District Attorney's office
- Purchased fingerprint supplies for the Sheriff's Evidence Tech
- Paid for the LiveScan maintenance agreements for the Jail, Sheriff's Records and the Bishop PD

GOALS FOR FISCAL YEAR 2018-2019

- Continue to reimburse Probation, the DA's office and the Bishop PD for their CLETS lines
- Continue to pay for the Jail, Sheriff's Records and Bishop PD LiveScan maintenance agreements
- Purchase in-car video cameras for the Probation department
- Purchase digital cameras and a video surveillance camera for the Bishop PD
- Purchase supplies as needed for the Sheriff's Evidence Tech

DEPARTMENTAL BUDGET REQUEST FOR FISCAL YEAR 2018-2019

The Department's Fiscal Year 2018-2019 Requested Budget represents an overall decrease of \$2,890 in expenditures, and a decrease of \$2,890 in revenues, when compared to the Fiscal Year 2017-2018 Board Approved Budget. As a result, the Requested Net County Cost is increased by \$0.

Personnel Costs did not change compared to the Fiscal Year 2017-2018 Board Approved Budget.

Revenues

4214 (SUPERIOR COURT FINES) decreased by \$2,890: Monies will be transferred from the Automated Fingerprint Trust as funds are expended.

Personnel

The Department's Requested Budget represents no change in the number of fulltime equivalent (FTE) positions that are supported by this budget.

N/A

Services & Supplies

5232 (OFFICE & OTHER EQUIP < \$5,000) decreased by \$2,724: The decrease in expenditures reflects a decrease in requests for purchases; **5311** (GENERAL OPERATING EXPENSE) decreased by \$478: The decrease in expenditures reflects a decrease in requests for purchases; **5351** (UTILITIES) increased by \$312: This increase reflects the increased costs of the CLETS lines.

Support & Care of Persons

(There are no changes in this object category from the previous fiscal year.)

Fixed Assets

(There are no changes in this object category from the previous fiscal year.)

FISCAL YEAR 2018-2019 REDUCTION IMPACTS TO BASE BUDGET

N/A

FISCAL YEAR 2018-2019 STATE/FEDERAL FUNDING SUMMARY

RAN funding is accumulated through court fines and vehicle registrations.

FISCAL YEAR 2018-2019 REGULATORY COMPLIANCE SUMMARY

Funding to be used for all costs associated with the identification of individuals, which costs may include the purchase and use of new technologies, facilities and tools relating to the identification of individuals per Vehicle Code Section 9250.19, State of California

MAJOR POLICY CONSIDERATIONS BEING REQUESTED

N/A

COUNTY OF INYO

BUD002A - BUDGET REQUESTS

RUNDATE: 06/30/2018 TODAY'S DATE: 08/09/2018

FOR FISCAL YEARS: 07/01/2016 - 06/30/19

	YTD ACTUALS 06/30/2017	BOARD APPROVED 06/30/2018	WORKING BUDGET 06/30/2018	YTD ACTUALS 06/30/2018	DEPT REQUESTED 06/30/2019	CAO RECOMM 06/30/2019	BOARD APPROVED 06/30/2019
BUDGET UNIT: 056610 RAN							
FUND: 0001 GENERAL FUND							
REVENUES:							
4214 - SUPERIOR COURT FINES	\$38,959	\$52,617	\$52,617	\$29,223	\$49,727	\$49,727	\$0
FINES & FORFEITURES	\$38,959	\$52,617	\$52,617	\$29,223	\$49,727	\$49,727	\$0
4998 - OPERATING TRANSFERS IN	\$15,495	\$0	\$0	\$0	\$0	\$0	\$0
OTHER FINANCING SOURCES	\$15,495	\$0	\$0	\$0	\$0	\$0	\$0
TOTAL REVENUES:	\$54,454	\$52,617	\$52,617	\$29,223	\$49,727	\$49,727	\$0
EXPENSES:							
5171 - MAINTENANCE OF EQUIPMENT	\$6,733	\$16,000	\$25,266	\$10,545	\$16,000	\$16,000	\$0
5232 - OFFICE & OTHER EQUIP < \$5,000	\$538	\$7,600	\$7,600	\$0	\$4,876	\$4,876	\$0
5311 - GENERAL OPERATING EXPENSE	\$1,980	\$5,389	\$5,389	\$4,132	\$4,911	\$4,911	\$0
5330 - TRAVEL EXPENSE-REQUIRED	\$484	\$0	\$0	\$0	\$0	\$0	\$0
5351 - UTILITIES	\$13,080	\$23,628	\$23,628	\$20,686	\$23,940	\$23,940	\$0
SERVICES & SUPPLIES	\$22,817	\$52,617	\$61,883	\$35,364	\$49,727	\$49,727	\$0
5650 - EQUIPMENT	\$32,122	\$0	\$1,903	\$0	\$0	\$0	\$0
FIXED ASSETS	\$32,122	\$0	\$1,903	\$0	\$0	\$0	\$0
TOTAL EXPENSES:	\$54,939	\$52,617	\$63,786	\$35,364	\$49,727	\$49,727	\$0
BUDGET UNIT: 056610 RAN	(\$484)	\$0	(\$11,169)	(\$6,141)	\$0	\$0	\$0

SHERIFF - SAFETY PERSONNEL

022710

DEPARTMENTAL FUNCTIONS

The Sheriff's Safety Budget includes personnel costs for the Sheriff, Patrol, Investigations, Support Services, and two Lieutenants.

Patrol and Investigations fall within the Operations Division which is overseen by one Lieutenant. Patrol is currently comprised of two Sergeants, two Corporals and fifteen Deputies. There is a vacant third Sergeant position which is in the process of getting filled. Three of the Deputies are completing their field training program. One of the Corporals and one of the Deputies are assigned to the resident post in the Tecopa-Shoshone and Death Valley areas. Before the end of the year, another Deputy will be assigned to the Tecopa-Shoshone area. This provides 24 hour patrol coverage in the Owens Valley. Investigations is currently comprised of one Sergeant and three Investigators.

Support Services is comprised of one Lieutenant and one Corporal. Support Services oversees Training, OES-Homeland Security, Animal Services, Wrap program, Grants, department vehicle and equipment maintenance, Communications/Dispatch, and Carry Concealed Weapons (CCW) permits.

There is currently one Deputy position that is frozen. There is one Deputy position that is vacant due to recent separation. There are two Deputies in the academy.

In addition to the aforementioned, the Sheriff's office has a Special Enforcement Detail (SED) team that is comprised of individuals from Patrol, Investigations and the Jail. The Sheriff's office also has a K-9 "Bady" who is partnered with a Deputy on Patrol. Deputies from Patrol, Investigations and the Jail also volunteer to augment other services such as the Off Highway Vehicle (OHV) program, boat patrol, search and rescue, community outreach, and providing local school districts with site security evaluations and recommendations.

MAJOR ACCOMPLISHMENTS IN FISCAL YEAR 2017-2018

- The Sheriff's Office has maintained 24 hour law enforcement coverage throughout Inyo County while recruiting candidates to fill vacancies.
- Between July 2017 and April 2018, the Sheriff's Office has the following statistics to report: 9,355 total incidents, a decrease of 383; 5,257 calls for service, an increase of 515; 4,098 officer initiated incidents, a decrease of 898; 1,210 officer reports, an increase of 112; 308 misdemeanor arrests, an increase of 35; 198 felony arrests, an increase of 22; 71 search and rescues, an increase of 6 from the previous fiscal year.
- During the past fiscal year, the Sheriff's Office has been training, through the academy and field training program, new Deputies to fill their roles as solo beat Deputies. We are currently in the recruitment process for one authorized Deputy position and have maintained one frozen deputy position.
- The WRAP program continues to be successful and a significant cost savings to the County. Services provided to multiple county facilities including landfills, airports, libraries, parks, campgrounds and other county facilities reduce personnel hours needed to clean and maintain public areas in and around county structures.
- The K-9 narcotics team continues to attend bi-monthly trainings as required and has been available to assist with calls for service.

GOALS FOR FISCAL YEAR 2018-2019

- Continue to recruit in an attempt to achieve authorized strength. Training for Deputies as experienced Deputies have been replaced by entry level or minimally experienced personnel. Continue to look for grant funding for additional personnel, training and equipment.
- Continue to analyze staffing allocations to provide more efficiency, better supervision and more cost effectiveness.
- Continue the level of community support we enjoy by providing the public with services within our scope of responsibility and availability. Maintain outstanding relationships developed with the Board of Supervisors and other county entities that allow for better public service through cooperation.
- Continue to make the Search and Rescue program available to meet any rescue need in the County, and assist elsewhere when requested, through improved equipment and training.
- Continue to provide a high level of service to the people of the County.

DEPARTMENTAL BUDGET REQUEST FOR FISCAL YEAR 2018-2019

The Department's Fiscal Year 2018-2019 Requested Budget represents an overall increase of \$577,878 in expenditures, and a decrease of \$10,000 in revenues, when compared to the Fiscal Year 2017-2018 Board Approved Budget. As a result, the Requested Net County Cost is increased by \$587,878.

Personnel Costs increased by \$631,052 compared to the Fiscal Year 2017-2018 Board Approved Budget, due to an increase in unfunded liability.

Revenues

4821 (INTRA COUNTY CHARGES) decreased by \$10,000: reduction in OHV grant allocation.

Personnel

The Department's Requested Budget represents no change in the number of fulltime equivalent (FTE) positions that are supported by this budget.

Before the end of the year, another Deputy will be assigned to the resident post in the Death Valley area. This will bring the total strength of the resident post to three.

Services & Supplies

(There are no changes in this object category from the previous fiscal year.)

Support & Care of Persons

(There are no changes in this object category from the previous fiscal year.)

Fixed Assets

(There are no changes in this object category from the previous fiscal year.)

FISCAL YEAR 2018-2019 REDUCTION IMPACTS TO BASE BUDGET

N/A

FISCAL YEAR 2018-2019 STATE/FEDERAL FUNDING SUMMARY

N/A

FISCAL YEAR 2018-2019 REGULATORY COMPLIANCE SUMMARY

N/A

MAJOR POLICY CONSIDERATIONS BEING REQUESTED

N/A

COUNTY OF INYO

BUD002A - BUDGET REQUESTS

RUNDATE: 06/30/2018 TODAY'S DATE: 08/09/2018

FOR FISCAL YEARS: 07/01/2016 - 06/30/19

	YTD ACTUALS 06/30/2017	BOARD APPROVED 06/30/2018	WORKING BUDGET 06/30/2018	YTD ACTUALS 06/30/2018	DEPT REQUESTED 06/30/2019	CAO RECOMM 06/30/2019	BOARD APPROVED 06/30/2019
BUDGET UNIT: 022710 SHERIFF - SAFETY PERSONNEL							
FUND: 0001 GENERAL FUND							
REVENUES:							
4821 - INTRA COUNTY CHARGES	\$63,971	\$75,000	\$75,000	\$60,047	\$65,000	\$65,000	\$0
CHARGES FOR CURRENT SERVICES	\$63,971	\$75,000	\$75,000	\$60,047	\$65,000	\$65,000	\$0
4998 - OPERATING TRANSFERS IN	\$6,938	\$0	\$0	\$0	\$0	\$0	\$0
OTHER FINANCING SOURCES	\$6,938	\$0	\$0	\$0	\$0	\$0	\$0
TOTAL REVENUES:	<u>\$70,909</u>	<u>\$75,000</u>	<u>\$75,000</u>	<u>\$60,047</u>	<u>\$65,000</u>	<u>\$65,000</u>	<u>\$0</u>
EXPENSES:							
5001 - SALARIED EMPLOYEES	\$2,055,374	\$2,035,857	\$2,032,857	\$2,039,047	\$2,338,168	\$2,338,168	\$0
5003 - OVERTIME	\$308,499	\$265,000	\$265,000	\$299,836	\$290,792	\$265,000	\$0
5004 - STANDBY TIME	\$8,172	\$11,275	\$11,275	\$6,236	\$10,430	\$10,430	\$0
5006 - 4850 TIME - WORKERS COMP	\$5	\$6,000	\$6,000	\$884	\$6,000	\$1,000	\$0
5021 - RETIREMENT & SOCIAL SECURITY	\$33,466	\$136,200	\$136,200	\$31,934	\$172,887	\$172,887	\$0
5022 - PERS RETIREMENT	\$600,722	\$559,454	\$559,454	\$557,801	\$621,903	\$621,903	\$0
5023 - RETIREMENT SAFETY-SIDE FUND	\$211,414	\$220,665	\$220,665	\$220,665	\$227,845	\$227,845	\$0
5024 - RETIREMENT-UNFUNDED LIAB	\$316,196	\$566,027	\$566,027	\$569,714	\$741,920	\$741,920	\$0
5031 - MEDICAL INSURANCE	\$376,361	\$421,735	\$421,735	\$378,882	\$455,040	\$455,040	\$0
5032 - DISABILITY INSURANCE	\$19,905	\$20,479	\$20,479	\$20,093	\$26,589	\$26,589	\$0
5033 - SHERIFF DEPUTIES DISABILITY	\$6,618	\$6,706	\$6,706	\$7,502	\$9,996	\$9,996	\$0
5034 - EDUCATION REIMBURSEMENT	\$0	\$700	\$700	\$0	\$700	\$700	\$0
5042 - SICK LEAVE BUY OUT	\$38,279	\$0	\$0	\$0	\$0	\$0	\$0
5043 - OTHER BENEFITS	\$83,242	\$50,000	\$53,000	\$51,776	\$28,880	\$28,880	\$0
5111 - CLOTHING	\$24,903	\$28,000	\$28,000	\$24,725	\$28,000	\$28,000	\$0
SALARIES & BENEFITS	\$4,083,161	\$4,328,098	\$4,328,098	\$4,209,100	\$4,959,150	\$4,928,358	\$0
5152 - WORKERS COMPENSATION	\$142,418	\$193,046	\$193,046	\$193,046	\$118,102	\$118,102	\$0
5155 - PUBLIC LIABILITY INSURANCE	\$56,257	\$66,013	\$66,013	\$66,013	\$87,783	\$87,783	\$0
INTERNAL CHARGES	\$198,675	\$259,059	\$259,059	\$259,059	\$205,885	\$205,885	\$0
TOTAL EXPENSES:	<u>\$4,281,837</u>	<u>\$4,587,157</u>	<u>\$4,587,157</u>	<u>\$4,468,159</u>	<u>\$5,165,035</u>	<u>\$5,134,243</u>	<u>\$0</u>
BUDGET UNIT: 022710 SHERIFF - SAFETY PERSONNEL	(\$4,210,927)	(\$4,512,157)	(\$4,512,157)	(\$4,408,111)	(\$5,100,035)	(\$5,069,243)	\$0

VETERANS SERVICE OFFICER

056600

DEPARTMENTAL FUNCTIONS

The Inyo/Mono County Veterans Services Office (CVSO) was established to assist the aging veteran's population of World War I and to comply with State and Federal regulations. The State of California statutory requirements related to the Veterans Services Departments are contained in the Military and Veterans Code (M&V Code or M&VC), Article 4, Sections 970 through 974.5, and the California Code of Regulations (CCR), Title 12, Sections 450 through 455. The United States Department of Veterans Affairs statutory requirements related to the CVSO program are contained in Title 38, U.S. Code, Sections 1.503, 1.524, 1.525, and 14.626 through 14.633.

It is the CVSO's duty and primary function to assist the Inyo/Mono Counties (IMC) veteran community in applying for and maintaining available benefits and entitlements for which they may be eligible. Veteran benefits come in many forms and are administered by federal, state and local governments. In addition to our own veteran community, the CVSO must answer to any veteran that may seek the assistance of this office, the Board of Supervisors, the County Administrative Officer and the County Executive Office. Further, it must be aware of, and abide by, the vast network of requirements and regulations as prescribed by various agencies and levels of government. All Veterans Services Representatives in the CVSO must achieve and maintain Accreditation with the California Department of Veterans Affairs (CDVA) as a condition of their employment. This Accreditation must be secured within the first 6 months of employment. Once achieved, Veterans Services Officers must maintain their accreditation by completing a mandatory amount of Continuing Education Units (CEUs) each year as directed by CDVA.

MAJOR ACCOMPLISHMENTS IN FISCAL YEAR 2017-2018

- Utilization Rate has increased from 19.1% in 16/17 to 25.7% in 17/18
- Obtained 8 HUD-Veterans Affairs Supportive Housing (VASH) Vouchers for the first time for Mono County, Inyo County should get some this fall
- Implimented training for Diversion and Veteran Court Program
- Appointed to the Legislative Committee for the State of California Veterans Affairs
- 18 Outreach/Events Conducted Reaching

GOALS FOR FISCAL YEAR 2018-2019

- Continue to reach veterans where they work, live, and play
- Affordable housing solutions for veterans
- Inyo County to follow suit of State of California in compliance with the Wounded Warrior Act to hire and retain vets
- Minimize barriers to access benefits (social, economical, gender, race, sexual orientation)
- Further develop Veteran Diversion/Court & Establish Veteran History for Inyo/Mono Counties

DEPARTMENTAL BUDGET REQUEST FOR FISCAL YEAR 2018-2019

The Department's Fiscal Year 2018-2019 Requested Budget represents an overall increase of \$32,776 in expenditures, and a decrease of \$9,483 in revenues, when compared to the Fiscal Year 2017-2018 Board Approved Budget. As a result, the Requested Net County Cost is increased by \$42,259.

Personnel Costs increased by \$19,957 compared to the Fiscal Year 2017-2018 Board Approved Budget, due to an increase in unfunded liability and medical insurance, and a requested change in employee status.

Revenues

4473 (STATE AID FOR VETERANS AFFAIRS) decreased by \$9,483: Staff of one limits the number of veterans that can be helped at a given time, effects work load units; **4561** (AID FROM MONO COUNTY) increased by \$0: Mono County will be 1/3 of the Budget.

Personnel

The Department's Requested Budget represents no change in the number of fulltime equivalent (FTE) positions that are supported by this budget.

There are no changes in FTE's in this budget.

Services & Supplies

5232 (OFFICE & OTHER EQUIP < \$5,000) increased by \$1,200: New desk and additional monitor; **5311** (GENERAL OPERATING EXPENSE) increased by \$1,080: With increase in outreach, veteran population more supplies needed; **5331** (TRAVEL EXPENSE) increased by \$15,930: Expenses that are necessary to reach our veterans throughout Inyo/Mono Counties and to advocate for them.

Support & Care of Persons

(There are no changes in this object category from the previous fiscal year.)

Fixed Assets

(There are no changes in this object category from the previous fiscal year.)

FISCAL YEAR 2018-2019 REDUCTION IMPACTS TO BASE BUDGET

Staff shortages result in office being closed while at mandatory trainings, and/or outreach. Staffing shortages are the most critical deficiency for the CVSO at present. The current workload of nearly 500 active cases per the one VSR/VSO is not sustainable long-term. The high volume of Veteran clients and active cases carried by the loan VSO/VSR creates a higher probability of errors and a higher risk of dissatisfied Veteran clients. Improved customer flow, more structured claims processes and more training and administrative time have minimized the risk factors for the moment, however, this has increased the wait times for Veterans to obtain an appointment with a VSR. Coupled with improved and more targeted, efficient outreach and collaboration with Veteran and County agencies has increased our Veteran client base substantially, which further creates a back-log for appointments. The average wait time for a routine appointment with a VSR is 2-4 weeks at the moment. As the client base grows, this wait time will only get longer. The current client base for the CVSO ranges at 3,066. This includes Veterans, Family Members, Surviving Spouses, and our Military Reserve and National Guard population. With a current staff total of 1, the disparity in the client to VSR ratio becomes clear when comparing other County Departments.

IHSS, for example, with a client base of 80 cases maintains a staff of 2 Social Workers, 1 Specialist, and 1 Nurse. The CVSO staff currently carries a case load of approximately 187 active cases, with an increasing number of new clients arriving at the CVSO each day.

FISCAL YEAR 2018-2019 STATE/FEDERAL FUNDING SUMMARY

California Department of Veteran Affairs (Calvet) is appropriated Semi-Annually. 972 Subvention is based on allocation for Administration, training, and workload units.; 972 Medi-Cal Cost Avoidance Program is based on allocation from workload units generated from CW5s received from HHS; Veteran Service Office Fund is based on allocation generated from DMV Sales of Veterans License Plates.

The State of California statutory requirements related to the Veterans Services Departments are contained in the Military and Veterans Code (M&V Code or M&VC), Article 4, Sections 970 through 974.5, and the California Code of Regulations (CCR), Title 12, Sections 450 through 455. The United States Department of Veterans Affairs statutory requirements related to the CVSO program are contained in Title 38, U.S. Code, Sections 1.503, 1.524, 1.525, and 14.626 through 14.633.

FISCAL YEAR 2018-2019 REGULATORY COMPLIANCE SUMMARY

California Department of Veteran Affairs (Calvet) provides funding for the following expenditures: Training and Association Dues.

MAJOR POLICY CONSIDERATIONS BEING REQUESTED

N/A

COUNTY OF INYO

BUD002A - BUDGET REQUESTS

RUNDATE: 06/30/2018 TODAY'S DATE: 08/09/2018

FOR FISCAL YEARS: 07/01/2016 - 06/30/19

	YTD ACTUALS 06/30/2017	BOARD APPROVED 06/30/2018	WORKING BUDGET 06/30/2018	YTD ACTUALS 06/30/2018	DEPT REQUESTED 06/30/2019	CAO RECOMM 06/30/2019	BOARD APPROVED 06/30/2019
BUDGET UNIT: 056600 VETERANS SERVICE OFFICER							
FUND: 0001 GENERAL FUND							
REVENUES:							
4473 - STATE AID FOR VETERANS AFFAIRS	\$41,437	\$48,749	\$48,749	\$26,846	\$39,266	\$39,266	\$0
4561 - AID FROM MONO COUNTY	\$46,849	\$38,568	\$38,568	\$39,922	\$38,568	\$44,663	\$0
AID FROM OTHER GOVT AGENCIES	\$88,286	\$87,317	\$87,317	\$66,768	\$77,834	\$83,929	\$0
TOTAL REVENUES:	\$88,286	\$87,317	\$87,317	\$66,768	\$77,834	\$83,929	\$0
EXPENSES:							
5001 - SALARIED EMPLOYEES	\$56,545	\$64,680	\$62,202	\$59,260	\$68,674	\$73,943	\$0
5003 - OVERTIME	\$2,747	\$2,898	\$6,898	\$3,638	\$3,087	\$3,087	\$0
5004 - STANDBY TIME	\$0	\$0	\$0	\$0	\$392	\$392	\$0
5012 - PART TIME EMPLOYEES	\$1,277	\$0	\$0	\$0	\$0	\$0	\$0
5021 - RETIREMENT & SOCIAL SECURITY	\$4,796	\$4,747	\$4,947	\$4,846	\$6,079	\$6,505	\$0
5022 - PERS RETIREMENT	\$9,940	\$4,826	\$7,800	\$4,555	\$8,522	\$9,002	\$0
5024 - RETIREMENT-UNFUNDED LIAB	\$0	\$9,155	\$9,155	\$9,155	\$11,383	\$11,383	\$0
5031 - MEDICAL INSURANCE	\$3,845	\$660	\$1,750	\$1,529	\$2,308	\$2,308	\$0
5032 - DISABILITY INSURANCE	\$485	\$548	\$558	\$523	\$777	\$831	\$0
5043 - OTHER BENEFITS	\$8,586	\$7,200	\$7,200	\$6,867	\$7,220	\$7,220	\$0
SALARIES & BENEFITS	\$88,222	\$94,714	\$100,510	\$89,263	\$108,442	\$114,671	\$0
5122 - CELL PHONES	\$766	\$816	\$816	\$739	\$816	\$816	\$0
5232 - OFFICE & OTHER EQUIP < \$5,000	\$335	\$0	\$0	\$0	\$1,200	\$1,200	\$0
5311 - GENERAL OPERATING EXPENSE	\$3,533	\$7,820	\$4,710	\$3,550	\$8,900	\$7,820	\$0
5331 - TRAVEL EXPENSE	\$5,390	\$4,875	\$5,875	\$5,059	\$20,805	\$4,875	\$0
5351 - UTILITIES	\$858	\$960	\$960	\$881	\$960	\$960	\$0
SERVICES & SUPPLIES	\$10,885	\$14,471	\$12,361	\$10,230	\$32,681	\$15,671	\$0
5123 - TECH REFRESH EXPENSE	\$1,157	\$1,941	\$1,941	\$1,941	\$1,292	\$1,292	\$0
5128 - INTERNAL SHREDDING CHARGES	\$144	\$150	\$150	\$150	\$150	\$150	\$0
5129 - INTERNAL COPY CHARGES (NON-IS)	\$109	\$89	\$89	\$92	\$100	\$100	\$0
5152 - WORKERS COMPENSATION	\$949	\$989	\$989	\$989	\$892	\$892	\$0
5155 - PUBLIC LIABILITY INSURANCE	\$741	\$726	\$726	\$726	\$756	\$756	\$0
5315 - COUNTY COST PLAN	\$2,725	\$0	\$0	\$0	\$0	\$0	\$0
5333 - MOTOR POOL	\$2,851	\$4,686	\$1,000	\$0	\$0	\$4,686	\$0

COUNTY OF INYO

BUD002A - BUDGET REQUESTS

RUNDATE: 06/30/2018 TODAY'S DATE: 08/09/2018

FOR FISCAL YEARS: 07/01/2016 - 06/30/19

	YTD ACTUALS 06/30/2017	BOARD APPROVED 06/30/2018	WORKING BUDGET 06/30/2018	YTD ACTUALS 06/30/2018	DEPT REQUESTED 06/30/2019	CAO RECOMM 06/30/2019	BOARD APPROVED 06/30/2019
INTERNAL CHARGES	\$8,677	\$8,581	\$4,895	\$3,898	\$3,190	\$7,876	\$0
5501 - SUPPORT & CARE OF PERSONS	\$1,738	\$2,000	\$2,000	\$1,908	\$2,000	\$2,000	\$0
OTHER CHARGES	\$1,738	\$2,000	\$2,000	\$1,908	\$2,000	\$2,000	\$0
TOTAL EXPENSES:	\$109,524	\$119,766	\$119,766	\$105,300	\$146,313	\$140,218	\$0
BUDGET UNIT: 056600 VETERANS SERVICE OFFICER	(\$21,238)	(\$32,449)	(\$32,449)	(\$38,532)	(\$68,479)	(\$56,289)	\$0

ROAD 034600

DEPARTMENTAL FUNCTIONS

The Road Department is responsible for the construction and maintenance of the roads and bridges on the County Maintained Mileage System.

MAJOR ACCOMPLISHMENTS IN FISCAL YEAR 2017-2018

- Personnel recruitments getting Road back to full staffing, including required Department Of Transportation (DOT) training
- Managed the impacts and operation of the "Here it Comes" run off emergency
- Coordinating with residents of 40 Acres to limit the impacts of The North Round Valley Bridge washout
- Implement SB 1 funding projects; painting, crack seals, and asphalt patching
- Complete the routine Road maintenance that was postponed by run off operations

GOALS FOR FISCAL YEAR 2018-2019

- Continue Implementation of SB 1 funded projects; painting, crack seals, and asphalt patching and overlays
- Develop a 3 -5 year project outline for SB1 funded projects
- Revisit Inyo County tree removal policy
- Develop sidewalk replacement policy for your Boards review
- Continue development of department operations and priorities

DEPARTMENTAL BUDGET REQUEST FOR FISCAL YEAR 2018-2019

The Department's Fiscal Year 2018-2019 Requested Budget represents an overall increase of \$2,571,828 in expenditures, and an increase of \$3,532,132 in revenues, when compared to the Fiscal Year 2017-2018 Board Approved Budget. As a result, the Requested Net County Cost is decreased by \$960,304.

Personnel Costs increased by \$84,895 compared to the Fiscal Year 2017-2018 Board Approved Budget, due to shifts in personnel FTE's.

Revenues

4141 (ROAD PRIVILEGES & PERMITS) increased by \$3,000: based on actuals; **4471** (STATE HIGHWAY USERS TAX) increased by \$2,401,769: based on SB1 Funding; **4484** (REGIONAL SURFACE TRANS FUNDS) increased by \$63,176: based on grant allocation actuals; **4499** (STATE OTHER) increased by \$1,181,250: based on project funding; **4552** (FEDERAL OTHER) decreased by \$146,863: projects are in the final stages; **4815** (PROJECT REIMBURSABLES) increased by \$19,800: based on projected actuals; **4959** (MISCELLANEOUS REVENUE) increased by \$10,000: based on projected actuals.

Personnel

The Department's Requested Budget represents a decrease in the number of fulltime equivalent (FTE) positions that are supported by this budget.

Due to recent vacancies the Public Works Department is looking into the possibility of a restructure

Services & Supplies

5122 (CELL PHONES) increased by \$2,205: based on actuals; **5171** (MAINTENANCE OF EQUIPMENT) increased by \$40,000: Maintenance costs are expected to increase due to an increase in equipment usage for SB 1 projects; **5173** (MAINTENANCE OF EQUIPMENT-MATER) increased by \$25,000: Maintenance costs are expected to increase due to an increase in equipment usage for SB 1 projects; **5175** (MAINTENANCE - FUEL & LUBRICANT) increased by \$100,000: Fuel costs are expected to increase due to an increase in equipment usage and material hauling for SB 1 projects; **5191** (MAINTENANCE OF STRUCTURES) increased by \$35,000: Several coolers need to be replaced in the Road Shops and Road Yards, as well as insulation repair; **5232** (OFFICE & OTHER EQUIP < \$5,000) increased by \$24,300: Anticipated phased in replacement of chairs and some standing desks for better employee ergonomics; **5263** (ADVERTISING) decreased by \$1,500: based on actual needs; **5265** (PROFESSIONAL & SPECIAL SERVICE) increased by \$350,020: Engineering services for storm damaged North Round Valley bridge replacement, Birchim Lane improvements, and Onion Valley repair; **5281** (RENTS & LEASES-EQUIPMENT) increased by \$15,000: Rental of high reach aerial manlift for tree pruning, rubber crack seal kettle rental; **5309** (ROAD MATERIALS) increased by \$699,000: SB 1 asphalt project material costs, Project #1-Phase II (Rubberized Crack Seal Material), Project #3 (Cold Mix overlay, Laws Poleta Road), Project # 4 (Cold Mix overlay, Dolomite Loop Road); **5310** (ROAD SIGNS & PAINT) increased by \$55,000: Paint for SB 1 Project #2-Phase II (Countywide road painting); **5311** (GENERAL OPERATING EXPENSE) increased by \$7,310: based on actuals; **5331** (TRAVEL EXPENSE) increased by \$26,000: Anticipated travel for trainings, DOT Commercial License, Road Mechanics for diagnosis and repair of new equipment systems, continuing education for engineering staff for Road project engineering services.

Support & Care of Persons

(There are no changes in this object category from the previous fiscal year.)

Fixed Assets

5650 (EQUIPMENT) increased by \$175,000: New rubber melting kettle, replacement CARB compliant backhoe; **5655** (VEHICLES) increased by \$36,000: One 4x4 replacement crew truck pick up to replace, or cab and chasses to replace 1 shop truck; **5700** (CONSTRUCTION IN PROGRESS) increased by \$790,109: Construction/match funds for storm damaged North Round Valley bridge replacement, Birchim Lane improvements, and Onion Valley Road repair.

FISCAL YEAR 2018-2019 REDUCTION IMPACTS TO BASE BUDGET

N/A

FISCAL YEAR 2018-2019 STATE/FEDERAL FUNDING SUMMARY

State and Federal funding identified in this budget is secure. Continued inclusion of SB 1 funding into the budget will be dependent on the outcome of repeal efforts in the November elections.

FISCAL YEAR 2018-2019 REGULATORY COMPLIANCE SUMMARY

N/A

MAJOR POLICY CONSIDERATIONS BEING REQUESTED

Inclusion of SB 1 funding into the budget will be dependent on the outcome of repeal efforts in the November elections. The fiscal impact if the repeal effort is successful is unknown at this time, as there is no 'take back' provision in the ballot measure. If SB 1 is repealed, a fiscal impact analysis will be presented to your Board.

COUNTY OF INYO

BUD002A - BUDGET REQUESTS

RUNDATE: 06/30/2018 TODAY'S DATE: 08/09/2018

FOR FISCAL YEARS: 07/01/2016 - 06/30/19

	YTD ACTUALS 06/30/2017	BOARD APPROVED 06/30/2018	WORKING BUDGET 06/30/2018	YTD ACTUALS 06/30/2018	DEPT REQUESTED 06/30/2019	CAO RECOMM 06/30/2019	BOARD APPROVED 06/30/2019
BUDGET UNIT: 034600 ROAD							
FUND: 0017 ROAD							
REVENUES:							
4141 - ROAD PRIVILEGES & PERMITS	\$20,109	\$17,000	\$17,000	\$24,006	\$20,000	\$20,000	\$0
LICENSES & PERMITS	\$20,109	\$17,000	\$17,000	\$24,006	\$20,000	\$20,000	\$0
4301 - INTEREST FROM TREASURY	\$37,976	\$30,000	\$30,000	\$34,964	\$30,000	\$30,000	\$0
REV USE OF MONEY & PROPERTY	\$37,976	\$30,000	\$30,000	\$34,964	\$30,000	\$30,000	\$0
4471 - STATE HIGHWAY USERS TAX	\$2,350,228	\$3,719,236	\$3,719,236	\$3,476,975	\$6,121,005	\$6,121,005	\$0
4484 - REGIONAL SURFACE TRANS FUNDS	\$910,904	\$818,841	\$818,841	\$818,841	\$882,017	\$882,017	\$0
4499 - STATE OTHER	\$453,409	\$437,024	\$437,024	\$0	\$1,618,274	\$1,618,274	\$0
4521 - FEDERAL FOREST RESERVE	\$234,328	\$230,000	\$230,000	\$280,154	\$230,000	\$230,000	\$0
4552 - FEDERAL OTHER	\$2,128,312	\$358,451	\$358,451	\$450,558	\$211,588	\$211,588	\$0
AID FROM OTHER GOVT AGENCIES	\$6,077,183	\$5,563,552	\$5,563,552	\$5,026,530	\$9,062,884	\$9,062,884	\$0
4655 - MAP CHECKING	\$0	\$0	\$0	\$62	\$0	\$0	\$0
4747 - INSURANCE PAYMENTS	\$0	\$0	\$17,074	\$17,072	\$0	\$0	\$0
4815 - PROJECT REIMBURSABLES	\$187,340	\$28,096	\$28,096	\$160,618	\$47,896	\$47,896	\$0
CHARGES FOR CURRENT SERVICES	\$187,340	\$28,096	\$45,170	\$177,753	\$47,896	\$47,896	\$0
4911 - SALES OF FIXED ASSETS	\$1,867	\$0	\$0	\$0	\$0	\$0	\$0
4959 - MISCELLANEOUS REVENUE	\$33,528	\$22,000	\$22,000	\$34,241	\$32,000	\$32,000	\$0
4999 - PRIOR YEARS REIMBURSEMENTS	\$487	\$0	\$0	\$0	\$0	\$0	\$0
OTHER REVENUE	\$35,883	\$22,000	\$22,000	\$34,241	\$32,000	\$32,000	\$0
TOTAL REVENUES:	\$6,358,492	\$5,660,648	\$5,677,722	\$5,297,496	\$9,192,780	\$9,192,780	\$0
EXPENSES:							
5001 - SALARIED EMPLOYEES	\$1,604,111	\$1,802,226	\$1,802,226	\$1,641,274	\$1,871,455	\$1,871,455	\$0
5003 - OVERTIME	\$97,095	\$70,000	\$50,000	\$26,624	\$40,000	\$40,000	\$0
5004 - STANDBY TIME	\$10,435	\$15,000	\$15,000	\$8,305	\$15,000	\$15,000	\$0
5012 - PART TIME EMPLOYEES	\$45,610	\$92,540	\$92,540	\$15,305	\$95,210	\$95,210	\$0
5021 - RETIREMENT & SOCIAL SECURITY	\$132,209	\$148,010	\$148,010	\$127,118	\$153,610	\$153,610	\$0
5022 - PERS RETIREMENT	\$413,245	\$268,713	\$268,713	\$244,588	\$268,886	\$268,886	\$0
5024 - RETIREMENT-UNFUNDED LIAB	\$0	\$296,362	\$296,362	\$296,362	\$368,491	\$368,491	\$0

COUNTY OF INYO

BUD002A - BUDGET REQUESTS

RUNDATE: 06/30/2018 TODAY'S DATE: 08/09/2018

FOR FISCAL YEARS: 07/01/2016 - 06/30/19

	YTD ACTUALS 06/30/2017	BOARD APPROVED 06/30/2018	WORKING BUDGET 06/30/2018	YTD ACTUALS 06/30/2018	DEPT REQUESTED 06/30/2019	CAO RECOMM 06/30/2019	BOARD APPROVED 06/30/2019
5025 - RETIREE HEALTH BENEFITS	\$229,698	\$246,881	\$246,881	\$243,011	\$235,662	\$235,662	\$0
5031 - MEDICAL INSURANCE	\$338,267	\$433,096	\$433,096	\$379,876	\$426,483	\$426,483	\$0
5032 - DISABILITY INSURANCE	\$14,625	\$19,001	\$19,001	\$15,247	\$19,818	\$19,818	\$0
5042 - SICK LEAVE BUY OUT	\$11,023	\$20,263	\$20,263	\$10,372	\$12,256	\$12,256	\$0
5043 - OTHER BENEFITS	\$34,822	\$28,152	\$48,152	\$33,807	\$18,268	\$18,268	\$0
SALARIES & BENEFITS	\$2,931,145	\$3,440,244	\$3,440,244	\$3,041,896	\$3,525,139	\$3,525,139	\$0
5112 - PERSONAL & SAFETY EQUIPMENT	\$11,743	\$10,000	\$18,000	\$9,007	\$10,000	\$10,000	\$0
5122 - CELL PHONES	\$2,372	\$1,395	\$4,360	\$3,404	\$3,600	\$3,600	\$0
5154 - UNEMPLOYMENT INSURANCE	\$15,743	\$2,500	\$2,500	\$637	\$2,500	\$2,500	\$0
5171 - MAINTENANCE OF EQUIPMENT	\$7,747	\$10,000	\$40,000	\$17,799	\$50,000	\$50,000	\$0
5173 - MAINTENANCE OF EQUIPMENT-MATER	\$152,082	\$125,000	\$180,000	\$155,869	\$150,000	\$150,000	\$0
5175 - MAINTENANCE - FUEL & LUBRICANT	\$214,335	\$201,000	\$256,000	\$238,827	\$301,000	\$301,000	\$0
5191 - MAINTENANCE OF STRUCTURES	\$1,891	\$3,000	\$3,000	\$0	\$38,000	\$38,000	\$0
5199 - MAINT OF STRUCTURES-MATERIALS	\$3,979	\$4,000	\$4,238	\$2,457	\$4,000	\$4,000	\$0
5232 - OFFICE & OTHER EQUIP < \$5,000	\$7,029	\$3,900	\$6,000	\$4,301	\$28,200	\$28,200	\$0
5260 - HEALTH - EMPLOYEE PHYSICALS	\$5,263	\$3,000	\$4,000	\$3,924	\$3,000	\$3,000	\$0
5263 - ADVERTISING	\$910	\$3,000	\$2,500	\$944	\$1,500	\$1,500	\$0
5265 - PROFESSIONAL & SPECIAL SERVICE	\$2,507,515	\$637,180	\$371,863	\$181,851	\$987,200	\$987,200	\$0
5281 - RENTS & LEASES-EQUIPMENT	\$81,850	\$50,160	\$64,660	\$42,490	\$65,160	\$65,160	\$0
5291 - OFFICE, SPACE & SITE RENTAL	\$35,114	\$39,400	\$39,800	\$33,844	\$39,400	\$39,400	\$0
5301 - SMALL TOOLS & INSTRUMENTS	\$6,010	\$8,000	\$8,000	\$5,979	\$8,000	\$8,000	\$0
5309 - ROAD MATERIALS	\$38,013	\$51,000	\$231,000	\$194,497	\$750,000	\$750,000	\$0
5310 - ROAD SIGNS & PAINT	\$22,096	\$20,000	\$23,459	\$22,625	\$75,000	\$75,000	\$0
5311 - GENERAL OPERATING EXPENSE	\$58,139	\$71,790	\$145,000	\$129,526	\$79,100	\$79,100	\$0
5331 - TRAVEL EXPENSE	\$4,127	\$10,086	\$20,000	\$15,425	\$36,086	\$36,086	\$0
5351 - UTILITIES	\$49,675	\$48,400	\$58,400	\$53,220	\$48,400	\$48,400	\$0
SERVICES & SUPPLIES	\$3,225,643	\$1,302,811	\$1,482,780	\$1,116,636	\$2,680,146	\$2,680,146	\$0
5123 - TECH REFRESH EXPENSE	\$8,211	\$8,890	\$8,890	\$8,890	\$8,890	\$8,890	\$0
5124 - EXTERNAL CHARGES	\$163,113	\$197,225	\$170,000	\$168,062	\$192,000	\$192,000	\$0
5128 - INTERNAL SHREDDING CHARGES	\$172	\$180	\$180	\$180	\$180	\$180	\$0
5129 - INTERNAL COPY CHARGES (NON-IS)	\$2,019	\$1,918	\$1,918	\$1,859	\$1,717	\$1,717	\$0
5152 - WORKERS COMPENSATION	\$127,874	\$123,770	\$123,770	\$123,770	\$150,746	\$150,746	\$0
5155 - PUBLIC LIABILITY INSURANCE	\$74,694	\$33,578	\$33,578	\$33,578	\$32,106	\$32,106	\$0
5315 - COUNTY COST PLAN	\$203,387	\$234,617	\$234,617	\$234,616	\$323,028	\$323,028	\$0

COUNTY OF INYO

BUD002A - BUDGET REQUESTS

RUNDATE: 06/30/2018 TODAY'S DATE: 08/09/2018

FOR FISCAL YEARS: 07/01/2016 - 06/30/19

	YTD ACTUALS 06/30/2017	BOARD APPROVED 06/30/2018	WORKING BUDGET 06/30/2018	YTD ACTUALS 06/30/2018	DEPT REQUESTED 06/30/2019	CAO RECOMM 06/30/2019	BOARD APPROVED 06/30/2019
5333 - MOTOR POOL	\$0	\$570	\$570	\$259	\$570	\$570	\$0
INTERNAL CHARGES	\$579,471	\$600,748	\$573,523	\$571,216	\$709,237	\$709,237	\$0
5650 - EQUIPMENT	\$20,811	\$0	\$6,500	\$3,355	\$175,000	\$175,000	\$0
5655 - VEHICLES	\$0	\$30,000	\$40,500	\$8,500	\$66,000	\$66,000	\$0
5700 - CONSTRUCTION IN PROGRESS	\$281,590	\$204,891	\$350,000	\$103,208	\$995,000	\$995,000	\$0
FIXED ASSETS	\$302,402	\$234,891	\$397,000	\$115,063	\$1,236,000	\$1,236,000	\$0
TOTAL EXPENSES:	<u>\$7,038,662</u>	<u>\$5,578,694</u>	<u>\$5,893,547</u>	<u>\$4,844,813</u>	<u>\$8,150,522</u>	<u>\$8,150,522</u>	<u>\$0</u>
BUDGET UNIT: 034600 ROAD	(\$680,169)	\$81,954	(\$215,825)	\$452,683	\$1,042,258	\$1,042,258	\$0

ROAD PROJECTS - STATE FUNDED 034601

DEPARTMENTAL FUNCTIONS

The Public Works Department supervises and administers the expenditure of funds for State-Funded Road projects. These funds typically come from the State and are allocated by the California Transportation Commission. This budget was established to track all costs associated with State-Funded Road projects. The budget also includes bridge projects and other transportation projects that are federally or state-funded.

MAJOR ACCOMPLISHMENTS IN FISCAL YEAR 2017-2018

- Construction of the West Bishop Reconstruction Project was completed in May 2018
- The National Environmental Policy Act (NEPA) environmental document for Walker Creek Rd Bridge Replacement Project was approved by Caltrans
- Completion of 30% Plans for Carroll and Walker Creek Rd Bridge Replacement Projects
- Completion of Plans, Specs and Estimate for Highway Safety Improvement Program (HSIP) Striping, approval from Caltrans and Board of Supervisors to move to construction
- Project closeout with Caltrans of the Oak Creek Bridge Rehabilitation Project

GOALS FOR FISCAL YEAR 2018-2019

- Complete environmental document and 95% Design for Carroll Creek Rd. Bridge Replacement Project
- 95% Design for Walker Creek Rd. Bridge Replacement Project
- Complete Plans, Specs & Estimates for Project 2 of the Bridge Preventive Maintenance Program (BPMP) project, and obtain environmental clearance for Project 1 (5741)
- Complete construction of the HSIP Striping Project, complete closeout through Caltrans

DEPARTMENTAL BUDGET REQUEST FOR FISCAL YEAR 2018-2019

The Department's Fiscal Year 2018-2019 Requested Budget represents an overall decrease of \$2,849,303 in expenditures, and a decrease of \$2,849,303 in revenues, when compared to the Fiscal Year 2017-2018 Board Approved Budget. As a result, the Requested Net County Cost is increased by \$0.

There were some costs expended in FY 17/18 which will be reimbursed by Caltrans in the 18/19 Fiscal Year, this is due to West Bishop ending so close to the end of the Fiscal Year, and the length of time it takes to obtain project closeout approval from Caltrans.

Personnel Costs did not change compared to the Fiscal Year 2017-2018 Board Approved Budget.

Revenues

4499 (STATE OTHER) decreased by \$2,592,303: Revenues based on expenditures, see descriptions below for decreases; **4552** (FEDERAL OTHER) decreased by \$257,000: Revenues based on expenditures, see descriptions below for decreases.

Personnel

The Department's Requested Budget represents no change in the number of fulltime equivalent (FTE) positions that are supported by this budget.

There are no FTE's budgeted

Services & Supplies

(There are no changes in this object category from the previous fiscal year.)

Support & Care of Persons

(There are no changes in this object category from the previous fiscal year.)

Fixed Assets

5711 (ROAD PROJECT #11 SABRINA BRIDG) increased by \$15,000: Increase is to cover the construction of a defined pathway for fishermen to access the river to prevent degradation of the entire area; **5734** (OAK CREEK) decreased by \$5,000: This project was de-programed due to increased enviromental concerns/costs; **5740** (W. BISHOP RESURFACING) decreased by \$2,731,803: The construction of this project was completed in May 2018, project closeout will be complete July 2018; **5741** (BRIDGE PREVENTION MAIN PRG) increased by \$109,500: This is a new project, which is federally funded through Caltrans. The Request for Allocation to begin design will be submitted to Caltrans in June 2018; **5742** (TRONA WILDROSE REVEGETATION) decreased by \$15,000: This project is complete; **5743** (STRIPING & RUMBLE STRIP-HSIP) decreased by \$222,000: The rumble strip component of this project was removed, the new construction estimate is lower than the initial estimate. This project will be bid in June 2018.

FISCAL YEAR 2018-2019 REDUCTION IMPACTS TO BASE BUDGET

N/A

FISCAL YEAR 2018-2019 STATE/FEDERAL FUNDING SUMMARY

All funding as noted above is secure

FISCAL YEAR 2018-2019 REGULATORY COMPLIANCE SUMMARY

N/A

MAJOR POLICY CONSIDERATIONS BEING REQUESTED

N/A

COUNTY OF INYO

BUD002A - BUDGET REQUESTS

RUNDATE: 06/30/2018 TODAY'S DATE: 08/09/2018

FOR FISCAL YEARS: 07/01/2016 - 06/30/19

	YTD ACTUALS 06/30/2017	BOARD APPROVED 06/30/2018	WORKING BUDGET 06/30/2018	YTD ACTUALS 06/30/2018	DEPT REQUESTED 06/30/2019	CAO RECOMM 06/30/2019	BOARD APPROVED 06/30/2019
BUDGET UNIT: 034601 ROAD PROJECTS - STATE FUNDED							
FUND: 0025 STATE FUNDED ROAD PROJECTS							
REVENUES:							
4499 - STATE OTHER	\$25,197	\$2,859,803	\$2,859,803	\$907,925	\$267,500	\$267,500	\$0
4552 - FEDERAL OTHER	\$877,934	\$1,112,000	\$912,001	\$129,921	\$855,000	\$855,000	\$0
4599 - OTHER AGENCIES	\$121,842	\$0	\$0	\$0	\$0	\$0	\$0
AID FROM OTHER GOVT AGENCIES	\$1,024,973	\$3,971,803	\$3,771,804	\$1,037,847	\$1,122,500	\$1,122,500	\$0
TOTAL REVENUES:	\$1,024,973	\$3,971,803	\$3,771,804	\$1,037,847	\$1,122,500	\$1,122,500	\$0
EXPENSES:							
5711 - ROAD PROJECT #11 SABRINA BRIDG	\$23,834	\$15,000	\$25,725	\$9,718	\$30,000	\$30,000	\$0
5734 - OAK CREEK	\$23,524	\$5,000	\$33,829	\$6,613	\$0	\$0	\$0
5735 - CARROLL CREEK	\$79,324	\$270,000	\$275,706	\$59,598	\$270,000	\$270,000	\$0
5736 - WALKER CREEK	\$69,277	\$245,000	\$254,078	\$26,466	\$245,000	\$245,000	\$0
5738 - ED POWERS BICYCLE LANE	\$585,887	\$0	\$509	\$509	\$0	\$0	\$0
5740 - W. BISHOP RESURFACING	\$16,559	\$2,859,803	\$2,859,774	\$2,321,507	\$128,000	\$128,000	\$0
5741 - BRIDGE PREVENTION MAIN PRG	\$0	\$0	\$0	\$0	\$109,500	\$109,500	\$0
5742 - TRONA WILDROSE REVEGETATION	\$0	\$15,000	\$0	\$0	\$0	\$0	\$0
5743 - STRIPING & RUMBLE STRIP-HSIP	\$5,624	\$562,000	\$322,183	\$8,763	\$340,000	\$340,000	\$0
FIXED ASSETS	\$804,033	\$3,971,803	\$3,771,804	\$2,433,177	\$1,122,500	\$1,122,500	\$0
TOTAL EXPENSES:	\$804,033	\$3,971,803	\$3,771,804	\$2,433,177	\$1,122,500	\$1,122,500	\$0
BUDGET UNIT: 034601 ROAD PROJECTS - STATE FUNDED	\$220,939	\$0	\$0	(\$1,395,329)	\$0	\$0	\$0

PUBLIC WORKS

011500

DEPARTMENTAL FUNCTIONS

The Public Works Department provides engineering and management/administrative services for other County Departments, facilities, parks, and administers most construction projects. Some of the assigned departments include:

Building & Safety
 Maintenance of Buildings and Grounds
 Bishop, Independence, Lone Pine and Shoshone Airports
 Subdivision and Development Review
 Town Water Systems for Lone Pine, Independence and Laws
 State Funded Road Projects (STIP)
 Deferred Maintenance Projects
 LTC Administration and staff support
 The Big Pine, Independence, and Lone Pine Lighting Districts
 County Service Area #2

MAJOR ACCOMPLISHMENTS IN FISCAL YEAR 2017-2018

- Design and project management of Deferred Maintenance Projects
- Completed design of Whitney Portal/Horseshoe Meadows Permanent Restoration
- Design and project management of airport projects
- Project management of West Bishop Road Project
- Standardized construction documents and procedures

GOALS FOR FISCAL YEAR 2018-2019

- Continued support of operational divisions of Public Works
- Complete design of North Round Valley Bridge
- Support of Part 139 Airport Certification
- Continued design and management of Deferred Maintenance Projects

DEPARTMENTAL BUDGET REQUEST FOR FISCAL YEAR 2018-2019

The Department's Fiscal Year 2018-2019 Requested Budget represents an overall decrease of \$118,348 in expenditures, and a decrease of \$51,665 in revenues, when compared to the Fiscal Year 2017-2018 Board Approved Budget. As a result, the Requested Net County Cost is decreased by \$66,683.

Personnel Costs decreased by \$99,739 compared to the Fiscal Year 2017-2018 Board Approved Budget, due to shifting personnel splits.

Revenues

4311 (RENTS) decreased by \$550: due to rent collection being deposited into Health & Human Services; **4654** (PLANNING & ENGINEERING FEES) decreased by \$117,774: based on actuals for State Funded Projects; **4819** (SERVICES & FEES) decreased by \$400: based on actuals; **4824** (INTER GOVERNMENT CHARGES) increased by \$67,209: based on project needs for public works staffing; **4922** (SALES OF COPIES) decreased by \$50: based on actuals; **4959** (MISCELLANEOUS REVENUE) decreased by \$100: based on actuals.

Personnel

The Department's Requested Budget represents a decrease in the number of fulltime equivalent (FTE) positions that are supported by this budget.

Due to recent vacancies the Public Works Department is looking into the possibility of a restructure

Services & Supplies

5122 (CELL PHONES) decreased by \$100: based on actuals; **5171** (MAINTENANCE OF EQUIPMENT) decreased by \$1,000: based on need for services; **5232** (OFFICE & OTHER EQUIP < \$5,000) increased by \$200: based on possible need for new printers; **5260** (HEALTH - EMPLOYEE PHYSICALS) decreased by \$720: based on actuals; **5263** (ADVERTISING) increased by \$600: based on actuals; **5265** (PROFESSIONAL & SPECIAL SERVICE) decreased by \$482: based on actuals; **5301** (SMALL TOOLS & INSTRUMENTS) increased by \$160: based on needs; **5311** (GENERAL OPERATING EXPENSE) decreased by \$90: based on actuals; **5331** (TRAVEL EXPENSE) increased by \$1,523: based on travel needs and trainings to attend.

Support & Care of Persons

(There are no changes in this object category from the previous fiscal year.)

Fixed Assets

(There are no changes in this object category from the previous fiscal year.)

FISCAL YEAR 2018-2019 REDUCTION IMPACTS TO BASE BUDGET

N/A

FISCAL YEAR 2018-2019 STATE/FEDERAL FUNDING SUMMARY

N/A

FISCAL YEAR 2018-2019 REGULATORY COMPLIANCE SUMMARY

N/A

MAJOR POLICY CONSIDERATIONS BEING REQUESTED

N/A

COUNTY OF INYO

BUD002A - BUDGET REQUESTS

RUNDATE: 06/30/2018 TODAY'S DATE: 08/09/2018

FOR FISCAL YEARS: 07/01/2016 - 06/30/19

	YTD ACTUALS 06/30/2017	BOARD APPROVED 06/30/2018	WORKING BUDGET 06/30/2018	YTD ACTUALS 06/30/2018	DEPT REQUESTED 06/30/2019	CAO RECOMM 06/30/2019	BOARD APPROVED 06/30/2019
BUDGET UNIT: 011500 PUBLIC WORKS							
FUND: 0001 GENERAL FUND							
REVENUES:							
4311 - RENTS	\$585	\$550	\$550	\$455	\$0	\$0	\$0
REV USE OF MONEY & PROPERTY	\$585	\$550	\$550	\$455	\$0	\$0	\$0
4654 - PLANNING & ENGINEERING FEES	\$45,617	\$138,774	\$74,374	\$54,673	\$21,000	\$21,000	\$0
4655 - MAP CHECKING	\$760	\$500	\$700	\$1,170	\$500	\$500	\$0
4819 - SERVICES & FEES	\$608	\$500	\$500	\$0	\$100	\$100	\$0
4821 - INTRA COUNTY CHARGES	\$62	\$1,000	\$1,200	\$988	\$1,000	\$1,000	\$0
4824 - INTER GOVERNMENT CHARGES	\$197,395	\$236,291	\$200,291	\$186,676	\$303,500	\$303,500	\$0
CHARGES FOR CURRENT SERVICES	\$244,443	\$377,065	\$277,065	\$243,509	\$326,100	\$326,100	\$0
4922 - SALES OF COPIES	\$0	\$50	\$50	\$0	\$0	\$0	\$0
4959 - MISCELLANEOUS REVENUE	\$4	\$100	\$100	\$100	\$0	\$0	\$0
OTHER REVENUE	\$4	\$150	\$150	\$100	\$0	\$0	\$0
TOTAL REVENUES:	\$245,032	\$377,765	\$277,765	\$244,064	\$326,100	\$326,100	\$0
EXPENSES:							
5001 - SALARIED EMPLOYEES	\$389,238	\$479,185	\$402,926	\$319,805	\$404,542	\$404,542	\$0
5003 - OVERTIME	\$2,257	\$2,500	\$2,000	\$703	\$2,000	\$2,000	\$0
5021 - RETIREMENT & SOCIAL SECURITY	\$28,859	\$36,809	\$30,000	\$24,100	\$31,331	\$31,331	\$0
5022 - PERS RETIREMENT	\$86,414	\$58,170	\$49,151	\$34,715	\$42,161	\$42,161	\$0
5024 - RETIREMENT-UNFUNDED LIAB	\$0	\$77,364	\$77,364	\$77,364	\$96,193	\$96,193	\$0
5031 - MEDICAL INSURANCE	\$62,362	\$87,767	\$75,000	\$46,975	\$67,518	\$67,518	\$0
5032 - DISABILITY INSURANCE	\$3,317	\$4,791	\$4,791	\$2,915	\$4,045	\$4,045	\$0
5042 - SICK LEAVE BUY OUT	\$1,633	\$2,926	\$0	\$0	\$31	\$31	\$0
5043 - OTHER BENEFITS	\$3,071	\$720	\$3,000	\$3,497	\$2,672	\$2,672	\$0
SALARIES & BENEFITS	\$577,155	\$750,232	\$644,232	\$510,079	\$650,493	\$650,493	\$0
5112 - PERSONAL & SAFETY EQUIPMENT	\$0	\$150	\$0	\$0	\$150	\$150	\$0
5122 - CELL PHONES	\$302	\$500	\$350	\$302	\$400	\$400	\$0
5171 - MAINTENANCE OF EQUIPMENT	\$0	\$1,550	\$0	\$0	\$550	\$550	\$0
5191 - MAINTENANCE OF STRUCTURES	\$827	\$0	\$0	\$0	\$0	\$0	\$0
5232 - OFFICE & OTHER EQUIP < \$5,000	\$196	\$150	\$0	\$0	\$350	\$350	\$0

COUNTY OF INYO

BUD002A - BUDGET REQUESTS

RUNDATE: 06/30/2018 TODAY'S DATE: 08/09/2018

FOR FISCAL YEARS: 07/01/2016 - 06/30/19

	YTD ACTUALS 06/30/2017	BOARD APPROVED 06/30/2018	WORKING BUDGET 06/30/2018	YTD ACTUALS 06/30/2018	DEPT REQUESTED 06/30/2019	CAO RECOMM 06/30/2019	BOARD APPROVED 06/30/2019
5260 - HEALTH - EMPLOYEE PHYSICALS	\$0	\$720	\$720	\$0	\$0	\$0	\$0
5263 - ADVERTISING	\$0	\$400	\$650	\$526	\$1,000	\$1,000	\$0
5265 - PROFESSIONAL & SPECIAL SERVICE	\$21,440	\$482	\$1,032	\$468	\$0	\$0	\$0
5301 - SMALL TOOLS & INSTRUMENTS	\$0	\$40	\$0	\$0	\$200	\$200	\$0
5311 - GENERAL OPERATING EXPENSE	\$1,357	\$3,180	\$2,000	\$1,600	\$3,090	\$3,090	\$0
5331 - TRAVEL EXPENSE	\$2,941	\$2,723	\$2,000	\$2,545	\$4,246	\$4,246	\$0
SERVICES & SUPPLIES	\$27,066	\$9,895	\$6,752	\$5,443	\$9,986	\$9,986	\$0
5123 - TECH REFRESH EXPENSE	\$3,987	\$5,510	\$5,510	\$5,510	\$3,875	\$3,875	\$0
5124 - EXTERNAL CHARGES	\$3,317	\$7,000	\$18,343	\$18,199	\$15,000	\$15,000	\$0
5128 - INTERNAL SHREDDING CHARGES	\$172	\$180	\$180	\$180	\$180	\$180	\$0
5129 - INTERNAL COPY CHARGES (NON-IS)	\$1,368	\$1,338	\$1,338	\$1,555	\$1,400	\$1,400	\$0
5152 - WORKERS COMPENSATION	\$18,344	\$27,758	\$27,758	\$27,758	\$20,693	\$20,693	\$0
5155 - PUBLIC LIABILITY INSURANCE	\$85,963	\$129,535	\$129,535	\$129,535	\$110,849	\$110,849	\$0
5333 - MOTOR POOL	\$1,417	\$2,500	\$500	\$404	\$3,124	\$3,124	\$0
INTERNAL CHARGES	\$114,570	\$173,821	\$183,164	\$183,142	\$155,121	\$155,121	\$0
TOTAL EXPENSES:	\$718,792	\$933,948	\$834,148	\$698,665	\$815,600	\$815,600	\$0
BUDGET UNIT: 011500 PUBLIC WORKS	(\$473,759)	(\$556,183)	(\$556,383)	(\$454,601)	(\$489,500)	(\$489,500)	\$0

BIG PINE LIGHTING

800001

DEPARTMENTAL FUNCTIONS

The Public Works Department administers the Big Pine Lighting District, which is responsible for maintenance and utility costs for the lighting fixtures in the district. Funding for the Big Pine Lighting District is provided primarily through secured and unsecured property taxes.

MAJOR ACCOMPLISHMENTS IN FISCAL YEAR 2017-2018

- Continued administration and maintenance of the District

GOALS FOR FISCAL YEAR 2018-2019

- Administer District and ensure that lighting fixtures are maintained
- Replace lights as needed

DEPARTMENTAL BUDGET REQUEST FOR FISCAL YEAR 2018-2019

The Department's Fiscal Year 2018-2019 Requested Budget represents an overall decrease of \$855 in expenditures, and an increase of \$1,970 in revenues, when compared to the Fiscal Year 2017-2018 Board Approved Budget. As a result, the Requested Net County Cost is decreased by \$2,825.

Personnel Costs increased by \$49 compared to the Fiscal Year 2017-2018 Board Approved Budget, due to standard personnel increases.

Revenues

4021 (PRIOR YEAR SECURED TAXES) increased by \$400: based on actuals; **4023** (PRIOR YEAR UNSECURED TAXES) decreased by \$130: based on actuals; **4301** (INTEREST FROM TREASURY) increased by \$1,700: based on actuals.

Personnel

The Department's Requested Budget represents no change in the number of fulltime equivalent (FTE) positions that are supported by this budget.

There are no changes in FTE's

Services & Supplies

5191 (MAINTENANCE OF STRUCTURES) increased by \$500: based on FY 2018-2019 needs; **5265** (PROFESSIONAL & SPECIAL SERVICE) increased by \$1,137: based on FY 2018-2019 needs; **5351** (UTILITIES) decreased by \$1,500: based on actuals.

Support & Care of Persons

(There are no changes in this object category from the previous fiscal year.)

Fixed Assets

(There are no changes in this object category from the previous fiscal year.)

FISCAL YEAR 2018-2019 REDUCTION IMPACTS TO BASE BUDGET

N/A

FISCAL YEAR 2018-2019 STATE/FEDERAL FUNDING SUMMARY

N/A

FISCAL YEAR 2018-2019 REGULATORY COMPLIANCE SUMMARY

N/A

MAJOR POLICY CONSIDERATIONS BEING REQUESTED

N/A

COUNTY OF INYO

BUD002A - BUDGET REQUESTS

RUNDATE: 06/30/2018 TODAY'S DATE: 08/09/2018

FOR FISCAL YEARS: 07/01/2016 - 06/30/19

	YTD ACTUALS 06/30/2017	BOARD APPROVED 06/30/2018	WORKING BUDGET 06/30/2018	YTD ACTUALS 06/30/2018	DEPT REQUESTED 06/30/2019	CAO RECOMM 06/30/2019	BOARD APPROVED 06/30/2019
BUDGET UNIT: 800001 BIG PINE LIGHTING							
FUND: 8000 BIG PINE LIGHTING							
REVENUES:							
4001 - CURRENT SECURED TAXES	\$20,365	\$16,000	\$16,000	\$21,531	\$16,000	\$16,000	\$0
4004 - CURRENT UNSECURED TAXES	\$2,252	\$2,500	\$2,500	\$2,290	\$2,500	\$2,500	\$0
4008 - SB813 DISTRIBUTIONS	\$107	\$150	\$150	(\$274)	\$150	\$150	\$0
4021 - PRIOR YEAR SECURED TAXES	\$200	\$50	\$50	\$459	\$450	\$450	\$0
4023 - PRIOR YEAR UNSECURED TAXES	\$250	\$150	\$150	\$163	\$20	\$20	\$0
TAXES - PROPERTY	\$23,175	\$18,850	\$18,850	\$24,170	\$19,120	\$19,120	\$0
4301 - INTEREST FROM TREASURY	\$2,555	\$300	\$300	\$2,682	\$2,000	\$2,000	\$0
4303 - INTEREST ON TAX FUNDS	\$3	\$0	\$0	\$0	\$0	\$0	\$0
REV USE OF MONEY & PROPERTY	\$2,559	\$300	\$300	\$2,682	\$2,000	\$2,000	\$0
4472 - HOMEOWNERS PROPERTY TAX RELIEF	\$140	\$50	\$50	\$138	\$50	\$50	\$0
AID FROM OTHER GOVT AGENCIES	\$140	\$50	\$50	\$138	\$50	\$50	\$0
TOTAL REVENUES:	\$25,875	\$19,200	\$19,200	\$26,991	\$21,170	\$21,170	\$0
EXPENSES:							
5001 - SALARIED EMPLOYEES	\$531	\$537	\$537	\$518	\$553	\$553	\$0
5021 - RETIREMENT & SOCIAL SECURITY	\$42	\$47	\$47	\$41	\$50	\$50	\$0
5022 - PERS RETIREMENT	\$141	\$89	\$89	\$86	\$93	\$93	\$0
5024 - RETIREMENT-UNFUNDED LIAB	\$0	\$92	\$92	\$92	\$114	\$114	\$0
5031 - MEDICAL INSURANCE	\$5	\$7	\$7	\$6	\$8	\$8	\$0
5032 - DISABILITY INSURANCE	\$4	\$5	\$5	\$4	\$7	\$7	\$0
5043 - OTHER BENEFITS	\$72	\$72	\$72	\$68	\$73	\$73	\$0
SALARIES & BENEFITS	\$797	\$849	\$849	\$818	\$898	\$898	\$0
5191 - MAINTENANCE OF STRUCTURES	\$0	\$500	\$500	\$0	\$1,000	\$1,000	\$0
5265 - PROFESSIONAL & SPECIAL SERVICE	\$0	\$363	\$363	\$0	\$1,500	\$1,500	\$0
5311 - GENERAL OPERATING EXPENSE	\$100	\$100	\$100	\$100	\$100	\$100	\$0
5351 - UTILITIES	\$5,608	\$8,500	\$8,500	\$6,971	\$7,000	\$7,000	\$0
SERVICES & SUPPLIES	\$5,708	\$9,463	\$9,463	\$7,071	\$9,600	\$9,600	\$0
5124 - EXTERNAL CHARGES	\$0	\$0	\$0	\$0	\$500	\$500	\$0

COUNTY OF INYO

BUD002A - BUDGET REQUESTS

RUNDATE: 06/30/2018 TODAY'S DATE: 08/09/2018

FOR FISCAL YEARS: 07/01/2016 - 06/30/19

	YTD ACTUALS 06/30/2017	BOARD APPROVED 06/30/2018	WORKING BUDGET 06/30/2018	YTD ACTUALS 06/30/2018	DEPT REQUESTED 06/30/2019	CAO RECOMM 06/30/2019	BOARD APPROVED 06/30/2019
5152 - WORKERS COMPENSATION	\$8	\$9	\$9	\$0	\$8	\$8	\$0
5155 - PUBLIC LIABILITY INSURANCE	\$6	\$7	\$7	\$7	\$7	\$7	\$0
5315 - COUNTY COST PLAN	\$1,300	\$2,663	\$2,663	\$2,663	\$1,123	\$1,123	\$0
INTERNAL CHARGES	\$1,314	\$2,679	\$2,679	\$2,670	\$1,638	\$1,638	\$0
TOTAL EXPENSES:	\$7,819	\$12,991	\$12,991	\$10,559	\$12,136	\$12,136	\$0
BUDGET UNIT: 800001 BIG PINE LIGHTING	\$18,055	\$6,209	\$6,209	\$16,431	\$9,034	\$9,034	\$0

BISHOP AIRPORT

150100

DEPARTMENTAL FUNCTIONS

Operating and maintaining the Bishop Airport in accordance with the standards defined by the Federal Aviation Administration and the State Division of Aeronautics.

MAJOR ACCOMPLISHMENTS IN FISCAL YEAR 2017-2018

- Completed apron project
- Completed Part 139 Training
- Provided support for development of Part 139 Airport Certification Manual (ACM)

GOALS FOR FISCAL YEAR 2018-2019

- Continue to secure funding for Airport Improvement Plan (AIP) projects
- Efficiently operate and maintain airport
- Provide support for Part 139 Certification

DEPARTMENTAL BUDGET REQUEST FOR FISCAL YEAR 2018-2019

The Department's Fiscal Year 2018-2019 Requested Budget represents an overall decrease of \$101,480 in expenditures, and a decrease of \$79,041 in revenues, when compared to the Fiscal Year 2017-2018 Board Approved Budget. As a result, the Requested Net County Cost is decreased by \$22,439.

Personnel Costs increased by \$16,017 compared to the Fiscal Year 2017-2018 Board Approved Budget, due to shift in FTE's.

Revenues

4331 (AUTO PARKING) increased by \$6,000: based on actuals; **4333** (HANGER RENT) increased by \$1,462: based on number of hangars; **4334** (TIE DOWN FEES) decreased by \$3,000: based on actuals; **4311** (RENTS) decreased by \$6,983: due to Building 5 (Q-Hut) being vacated from renters; **4819** (SERVICES & FEES) increased by \$1,500: based on actuals; **4932** (SALES OF JET A FUEL) decreased by \$79,800: based on actuals; **4936** (MISCELLANEOUS SALES) decreased by \$20: based on actuals; **4959** (MISCELLANEOUS REVENUE) increased by \$1,800: based on actuals.

Personnel

The Department's Requested Budget represents a decrease in the number of fulltime equivalent (FTE) positions that are supported by this budget.

Due to recent vacancies the Public Works Department is looking into the possibility of a restructure

Services & Supplies

5122 (CELL PHONES) increased by \$100: based on actuals; **5173** (MAINTENANCE OF EQUIPMENT-MATER) decreased by \$1,400: based on actuals; **5301** (SMALL TOOLS & INSTRUMENTS) increased by \$300: based on actuals; **5311** (GENERAL OPERATING EXPENSE) increased by \$3,971: based on actuals; **5331** (TRAVEL EXPENSE) increased by \$3,000: Fire training.

Support & Care of Persons

(There are no changes in this object category from the previous fiscal year.)

Fixed Assets

5650 (EQUIPMENT) increased by \$15,000: as of June 2019 QTpod will no longer offer support for our fast pay machine. We need to upgrade the system.

FISCAL YEAR 2018-2019 REDUCTION IMPACTS TO BASE BUDGET

N/A

FISCAL YEAR 2018-2019 STATE/FEDERAL FUNDING SUMMARY

AIP projects are dependent on federal funding. We continue to nurture our relationship with the FAA and expect to continue being successful in receiving grant funding. State funding from California Division of Aeronautics (CDA) also appears secure at this time for continued matching dollars.

FISCAL YEAR 2018-2019 REGULATORY COMPLIANCE SUMMARY

N/A

MAJOR POLICY CONSIDERATIONS BEING REQUESTED

N/A

COUNTY OF INYO

BUD002A - BUDGET REQUESTS

RUNDATE: 06/30/2018 TODAY'S DATE: 08/09/2018

FOR FISCAL YEARS: 07/01/2016 - 06/30/19

	YTD ACTUALS 06/30/2017	BOARD APPROVED 06/30/2018	WORKING BUDGET 06/30/2018	YTD ACTUALS 06/30/2018	DEPT REQUESTED 06/30/2019	CAO RECOMM 06/30/2019	BOARD APPROVED 06/30/2019
BUDGET UNIT: 150100 BISHOP AIRPORT							
FUND: 1501 BISHOP AIRPORT OPERATING							
REVENUES:							
4321 - CABLE TV LEASE	\$29,315	\$29,315	\$29,315	\$29,315	\$29,315	\$29,315	\$0
4331 - AUTO PARKING	\$28,248	\$24,000	\$34,600	\$42,081	\$30,000	\$30,000	\$0
4333 - HANGER RENT	\$82,072	\$91,074	\$91,074	\$87,358	\$92,536	\$92,536	\$0
4334 - TIE DOWN FEES	\$11,644	\$12,000	\$9,100	\$7,489	\$9,000	\$9,000	\$0
4336 - RENT-A-CAR LEASE	\$750	\$1,800	\$1,800	\$1,800	\$1,800	\$1,800	\$0
4338 - RAMP FEES	\$25,871	\$16,000	\$16,000	\$18,430	\$16,000	\$16,000	\$0
4340 - HANGAR ONE AERO RENTS & LEASES	\$3,564 \$181,464	\$4,752 \$178,941	\$4,752 \$186,641	\$5,940 \$192,414	\$4,752 \$183,403	\$4,752 \$183,403	\$0
4301 - INTEREST FROM TREASURY	\$2,831	\$3,000	\$3,000	\$3,103	\$3,000	\$3,000	\$0
4311 - RENTS REV USE OF MONEY & PROPERTY	\$82,383 \$85,214	\$86,420 \$89,420	\$86,420 \$89,420	\$78,337 \$81,441	\$79,437 \$82,437	\$79,437 \$82,437	\$0
4819 - SERVICES & FEES	\$10,430	\$9,500	\$9,500	\$14,594	\$11,000	\$11,000	\$0
4931 - SALES OF AVIATION GAS	\$102,245	\$180,000	\$180,000	\$181,913	\$180,000	\$180,000	\$0
4932 - SALES OF JET A FUEL	\$397,963	\$529,800	\$529,800	\$448,116	\$450,000	\$450,000	\$0
4933 - SALES OF OIL	\$296	\$175	\$175	\$148	\$175	\$175	\$0
4937 - NON TAX-JET FUEL-MILITARY CHARGES FOR CURRENT SERVICES	\$271,735 \$782,671	\$250,000 \$969,475	\$250,000 \$969,475	\$328,330 \$973,103	\$250,000 \$891,175	\$250,000 \$891,175	\$0
4936 - MISCELLANEOUS SALES	\$10	\$20	\$20	\$0	\$0	\$0	\$0
4959 - MISCELLANEOUS REVENUE OTHER REVENUE	\$10,687 \$10,694	\$10,700 \$10,720	\$3,000 \$3,020	\$2,898 \$2,898	\$12,500 \$12,500	\$12,500 \$12,500	\$0
TOTAL REVENUES:	\$1,060,045	\$1,248,556	\$1,248,556	\$1,249,858	\$1,169,515	\$1,169,515	\$0
EXPENSES:							
5001 - SALARIED EMPLOYEES	\$136,017	\$149,187	\$149,187	\$137,742	\$155,242	\$155,242	\$0
5003 - OVERTIME	\$17,366	\$15,000	\$15,000	\$13,223	\$15,000	\$15,000	\$0
5004 - STANDBY TIME	\$15,269	\$15,000	\$18,500	\$18,317	\$18,500	\$18,500	\$0
5005 - HOLIDAY OVERTIME	\$390	\$1,500	\$1,500	\$597	\$1,500	\$1,500	\$0
5012 - PART TIME EMPLOYEES	\$22,026	\$28,032	\$24,532	\$21,449	\$29,720	\$29,720	\$0
5021 - RETIREMENT & SOCIAL SECURITY	\$14,377	\$13,982	\$13,982	\$14,436	\$14,581	\$14,581	\$0

COUNTY OF INYO

BUD002A - BUDGET REQUESTS

RUNDATE: 06/30/2018 TODAY'S DATE: 08/09/2018

FOR FISCAL YEARS: 07/01/2016 - 06/30/19

	YTD ACTUALS 06/30/2017	BOARD APPROVED 06/30/2018	WORKING BUDGET 06/30/2018	YTD ACTUALS 06/30/2018	DEPT REQUESTED 06/30/2019	CAO RECOMM 06/30/2019	BOARD APPROVED 06/30/2019
5022 - PERS RETIREMENT	\$40,895	\$22,040	\$22,040	\$20,691	\$22,110	\$22,110	\$0
5024 - RETIREMENT-UNFUNDED LIAB	\$0	\$25,177	\$25,177	\$25,177	\$31,305	\$31,305	\$0
5025 - RETIREE HEALTH BENEFITS	\$12,960	\$13,102	\$13,102	\$12,592	\$12,818	\$12,818	\$0
5031 - MEDICAL INSURANCE	\$24,643	\$25,859	\$25,859	\$24,665	\$25,816	\$25,816	\$0
5032 - DISABILITY INSURANCE	\$1,644	\$1,774	\$1,774	\$1,746	\$1,881	\$1,881	\$0
5042 - SICK LEAVE BUY OUT	\$0	\$1,711	\$1,711	\$0	\$978	\$978	\$0
5043 - OTHER BENEFITS	\$4,693	\$4,680	\$4,680	\$3,888	\$3,610	\$3,610	\$0
SALARIES & BENEFITS	\$289,345	\$317,044	\$317,044	\$294,530	\$333,061	\$333,061	\$0
5112 - PERSONAL & SAFETY EQUIPMENT	\$649	\$600	\$600	\$0	\$600	\$600	\$0
5122 - CELL PHONES	\$382	\$400	\$500	\$564	\$500	\$500	\$0
5171 - MAINTENANCE OF EQUIPMENT	\$1,982	\$3,050	\$5,868	\$4,696	\$3,050	\$3,050	\$0
5173 - MAINTENANCE OF EQUIPMENT-MATER	\$5,270	\$27,100	\$25,609	\$16,693	\$25,700	\$25,700	\$0
5199 - MAINT OF STRUCTURES-MATERIALS	\$0	\$500	\$500	\$0	\$500	\$500	\$0
5232 - OFFICE & OTHER EQUIP < \$5,000	\$795	\$250	\$250	\$250	\$250	\$250	\$0
5263 - ADVERTISING	\$100	\$250	\$250	\$102	\$250	\$250	\$0
5265 - PROFESSIONAL & SPECIAL SERVICE	\$16,420	\$19,100	\$20,349	\$13,675	\$19,100	\$19,100	\$0
5291 - OFFICE, SPACE & SITE RENTAL	\$72,500	\$78,860	\$75,039	\$75,037	\$78,860	\$78,860	\$0
5301 - SMALL TOOLS & INSTRUMENTS	\$299	\$200	\$500	\$215	\$500	\$500	\$0
5311 - GENERAL OPERATING EXPENSE	\$24,070	\$24,670	\$29,538	\$26,857	\$28,641	\$28,641	\$0
5331 - TRAVEL EXPENSE	\$1,010	\$1,000	\$3,000	\$1,672	\$4,000	\$4,000	\$0
5351 - UTILITIES	\$24,267	\$24,000	\$24,000	\$25,407	\$24,000	\$24,000	\$0
5361 - FUEL, OIL & WATER FOR RESALE	\$500,274	\$700,000	\$700,000	\$695,923	\$700,000	\$700,000	\$0
SERVICES & SUPPLIES	\$648,023	\$879,980	\$886,003	\$861,095	\$885,951	\$885,951	\$0
5123 - TECH REFRESH EXPENSE	\$1,132	\$1,816	\$1,816	\$1,816	\$1,897	\$1,897	\$0
5124 - EXTERNAL CHARGES	\$6,173	\$10,191	\$10,191	\$9,033	\$6,300	\$6,300	\$0
5129 - INTERNAL COPY CHARGES (NON-IS)	\$936	\$797	\$797	\$447	\$926	\$926	\$0
5152 - WORKERS COMPENSATION	\$2,071	\$3,242	\$3,242	\$3,242	\$2,858	\$2,858	\$0
5155 - PUBLIC LIABILITY INSURANCE	\$1,707	\$2,479	\$2,479	\$2,478	\$2,425	\$2,425	\$0
5315 - COUNTY COST PLAN	\$44,510	\$55,799	\$55,799	\$55,799	\$36,800	\$36,800	\$0
5333 - MOTOR POOL	\$2,843	\$8,218	\$5,000	\$5,000	\$8,218	\$8,218	\$0
INTERNAL CHARGES	\$59,374	\$82,542	\$79,324	\$77,817	\$59,424	\$59,424	\$0
5650 - EQUIPMENT	\$0	\$0	\$0	\$0	\$15,000	\$15,000	\$0

COUNTY OF INYO

BUD002A - BUDGET REQUESTS

RUNDATE: 06/30/2018 TODAY'S DATE: 08/09/2018

FOR FISCAL YEARS: 07/01/2016 - 06/30/19

	YTD ACTUALS 06/30/2017	BOARD APPROVED 06/30/2018	WORKING BUDGET 06/30/2018	YTD ACTUALS 06/30/2018	DEPT REQUESTED 06/30/2019	CAO RECOMM 06/30/2019	BOARD APPROVED 06/30/2019
FIXED ASSETS	\$0	\$0	\$0	\$0	\$15,000	\$15,000	\$0
5799 - DEPRECIATION	\$40,690	\$0	\$0	\$0	\$0	\$0	\$0
DEPRECIATION	\$40,690	\$0	\$0	\$0	\$0	\$0	\$0
5801 - OPERATING TRANSFERS OUT	\$107,319	\$115,350	\$126,695	\$96,602	\$0	\$0	\$0
OTHER FINANCING USES	\$107,319	\$115,350	\$126,695	\$96,602	\$0	\$0	\$0
TOTAL EXPENSES:	\$1,144,753	\$1,394,916	\$1,409,066	\$1,330,044	\$1,293,436	\$1,293,436	\$0
BUDGET UNIT: 150100 BISHOP AIRPORT	(\$84,708)	(\$146,360)	(\$160,510)	(\$80,186)	(\$123,921)	(\$123,921)	\$0

BISHOP AIRPORT - SPECIAL 150200

DEPARTMENTAL FUNCTIONS

This budget expends funds from an annual grant provided by the State Department of Transportation, Division of Aeronautics. The funding is discretionary and is intended for operations and maintenance at General Aviation Airports. The Bishop Airport Special Aviation Budget augments the Bishop Airport Operating Budget by paying for such items as Fire & Casualty Insurance and maintenance to the Airport grounds.

MAJOR ACCOMPLISHMENTS IN FISCAL YEAR 2017-2018

- Provided financial relief to the Bishop Airport Operating Budget

GOALS FOR FISCAL YEAR 2018-2019

- Continue to provide financial relief to the Bishop Airport Operating Budget

DEPARTMENTAL BUDGET REQUEST FOR FISCAL YEAR 2018-2019

The Department's Fiscal Year 2018-2019 Requested Budget represents an overall increase of \$0 in expenditures, and an increase of \$0 in revenues, when compared to the Fiscal Year 2017-2018 Board Approved Budget. As a result, the Requested Net County Cost is increased by \$0.

Personnel Costs did not change compared to the Fiscal Year 2017-2018 Board Approved Budget.

Revenues

(There are no changes in this object category from the previous fiscal year.)

Personnel

The Department's Requested Budget represents no change in the number of fulltime equivalent (FTE) positions that are supported by this budget.

There are no FTE's budgeted

Services & Supplies

5265 (PROFESSIONAL & SPECIAL SERVICE) increased by \$942: Based on actual; **5311** (GENERAL OPERATING EXPENSE) decreased by \$1,028: Based on actuals.

Support & Care of Persons

(There are no changes in this object category from the previous fiscal year.)

Fixed Assets

(There are no changes in this object category from the previous fiscal year.)

FISCAL YEAR 2018-2019 REDUCTION IMPACTS TO BASE BUDGET

N/A

FISCAL YEAR 2018-2019 STATE/FEDERAL FUNDING SUMMARY

This funding is secure once the application is approved.

FISCAL YEAR 2018-2019 REGULATORY COMPLIANCE SUMMARY

N/A

MAJOR POLICY CONSIDERATIONS BEING REQUESTED

N/A

COUNTY OF INYO

BUD002A - BUDGET REQUESTS

RUNDATE: 06/30/2018 TODAY'S DATE: 08/09/2018

FOR FISCAL YEARS: 07/01/2016 - 06/30/19

	YTD ACTUALS 06/30/2017	BOARD APPROVED 06/30/2018	WORKING BUDGET 06/30/2018	YTD ACTUALS 06/30/2018	DEPT REQUESTED 06/30/2019	CAO RECOMM 06/30/2019	BOARD APPROVED 06/30/2019
BUDGET UNIT: 150200 BISHOP AIRPORT - SPECIAL							
FUND: 1502 BISH AIRPORT SPECIAL AVIATION							
REVENUES:							
4301 - INTEREST FROM TREASURY	\$91	\$0	\$0	\$179	\$0	\$0	\$0
REV USE OF MONEY & PROPERTY	\$91	\$0	\$0	\$179	\$0	\$0	\$0
4401 - STATE AID FOR AVIATION	\$10,000	\$10,000	\$10,000	\$10,000	\$10,000	\$10,000	\$0
AID FROM OTHER GOVT AGENCIES	\$10,000	\$10,000	\$10,000	\$10,000	\$10,000	\$10,000	\$0
TOTAL REVENUES:	<u>\$10,091</u>	<u>\$10,000</u>	<u>\$10,000</u>	<u>\$10,179</u>	<u>\$10,000</u>	<u>\$10,000</u>	<u>\$0</u>
EXPENSES:							
5153 - FIRE & CASUALTY INSURANCE	\$3,245	\$3,575	\$3,575	\$3,245	\$3,575	\$3,575	\$0
5265 - PROFESSIONAL & SPECIAL SERVICE	\$0	\$2,058	\$2,058	\$0	\$3,000	\$3,000	\$0
5311 - GENERAL OPERATING EXPENSE	\$2,445	\$2,528	\$2,528	\$714	\$1,500	\$1,500	\$0
SERVICES & SUPPLIES	\$5,690	\$8,161	\$8,161	\$3,959	\$8,075	\$8,075	\$0
5121 - INTERNAL CHARGES	\$0	\$578	\$578	\$0	\$578	\$578	\$0
5124 - EXTERNAL CHARGES	\$0	\$1,261	\$1,261	\$0	\$1,347	\$1,347	\$0
5129 - INTERNAL COPY CHARGES (NON-IS)	\$0	\$0	\$0	\$0	\$0	\$0	\$0
INTERNAL CHARGES	\$0	\$1,839	\$1,839	\$0	\$1,925	\$1,925	\$0
TOTAL EXPENSES:	<u>\$5,690</u>	<u>\$10,000</u>	<u>\$10,000</u>	<u>\$3,959</u>	<u>\$10,000</u>	<u>\$10,000</u>	<u>\$0</u>
BUDGET UNIT: 150200 BISHOP AIRPORT - SPECIAL	\$4,400	\$0	\$0	\$6,219	\$0	\$0	\$0

BISHOP IMPV-APRON PRJ 630304

DEPARTMENTAL FUNCTIONS

Houses the FAA grant funded project at the Bishop Airport for the Apron Project.

MAJOR ACCOMPLISHMENTS IN FISCAL YEAR 2017-2018

- Completed construction of the Apron Rehabilitation Project for the Bishop Airport

GOALS FOR FISCAL YEAR 2018-2019

- Project and Grant Close out of the Apron Rehabilitation Project
- Continue to work with FAA to acquire additional funding for improvements to the Bishop Airport

DEPARTMENTAL BUDGET REQUEST FOR FISCAL YEAR 2018-2019

The Department's Fiscal Year 2018-2019 Requested Budget represents an overall decrease of \$1,854,202 in expenditures, and a decrease of \$1,854,202 in revenues, when compared to the Fiscal Year 2017-2018 Board Approved Budget. As a result, the Requested Net County Cost is increased by \$0.

Personnel Costs did not change compared to the Fiscal Year 2017-2018 Board Approved Budget.

Revenues

4498 (STATE GRANTS) decreased by \$83,439: Based on remaining grant; **4555** (FEDERAL GRANTS) decreased by \$1,668,782: Based on remaining grant; **4562** (COUNTY CONTRIBUTION) increased by \$192: Based on remaining grant; **4998** (OPERATING TRANSFERS IN) decreased by \$102,173: Based on remaining grant.

Personnel

The Department's Requested Budget represents no change in the number of fulltime equivalent (FTE) positions that are supported by this budget.

There are no FTE's budgeted

Services & Supplies

5265 (PROFESSIONAL & SPECIAL SERVICE) decreased by \$126,500: based on remaining grant. Contract is completed.

Support & Care of Persons

(There are no changes in this object category from the previous fiscal year.)

Fixed Assets

5700 (CONSTRUCTION IN PROGRESS) decreased by \$1,697,702: based on remaining grant. Construction is completed.

FISCAL YEAR 2018-2019 REDUCTION IMPACTS TO BASE BUDGET

N/A

FISCAL YEAR 2018-2019 STATE/FEDERAL FUNDING SUMMARY

N/A

FISCAL YEAR 2018-2019 REGULATORY COMPLIANCE SUMMARY

N/A

MAJOR POLICY CONSIDERATIONS BEING REQUESTED

N/A

COUNTY OF INYO

BUD002A - BUDGET REQUESTS

RUNDATE: 06/30/2018 TODAY'S DATE: 08/09/2018

FOR FISCAL YEARS: 07/01/2016 - 06/30/19

	YTD ACTUALS 06/30/2017	BOARD APPROVED 06/30/2018	WORKING BUDGET 06/30/2018	YTD ACTUALS 06/30/2018	DEPT REQUESTED 06/30/2019	CAO RECOMM 06/30/2019	BOARD APPROVED 06/30/2019
BUDGET UNIT: 630304 BISHOP IMPV-APRON PRJ							
FUND: 6317 BISH IMPV APRON PRJ							
REVENUES:							
4498 - STATE GRANTS	\$0	\$83,597	\$83,597	\$66,370	\$158	\$158	\$0
4555 - FEDERAL GRANTS	\$0	\$1,671,932	\$1,801,006	\$1,494,020	\$3,150	\$3,150	\$0
4562 - COUNTY CONTRIBUTION	\$0	\$0	\$0	\$0	\$192	\$192	\$0
AID FROM OTHER GOVT AGENCIES	\$0	\$1,755,529	\$1,884,603	\$1,560,390	\$3,500	\$3,500	\$0
4998 - OPERATING TRANSFERS IN	\$0	\$102,173	\$116,514	\$90,102	\$0	\$0	\$0
OTHER FINANCING SOURCES	\$0	\$102,173	\$116,514	\$90,102	\$0	\$0	\$0
TOTAL REVENUES:	\$0	\$1,857,702	\$2,001,117	\$1,650,492	\$3,500	\$3,500	\$0
EXPENSES:							
5265 - PROFESSIONAL & SPECIAL SERVICE	\$0	\$126,500	\$280,875	\$280,875	\$0	\$0	\$0
SERVICES & SUPPLIES	\$0	\$126,500	\$280,875	\$280,875	\$0	\$0	\$0
5124 - EXTERNAL CHARGES	\$0	\$33,500	\$22,540	\$19,255	\$3,500	\$3,500	\$0
INTERNAL CHARGES	\$0	\$33,500	\$22,540	\$19,255	\$3,500	\$3,500	\$0
5700 - CONSTRUCTION IN PROGRESS	\$0	\$1,697,702	\$1,697,702	\$1,487,496	\$0	\$0	\$0
FIXED ASSETS	\$0	\$1,697,702	\$1,697,702	\$1,487,496	\$0	\$0	\$0
TOTAL EXPENSES:	\$0	\$1,857,702	\$2,001,117	\$1,787,627	\$3,500	\$3,500	\$0
BUDGET UNIT: 630304 BISHOP IMPV-APRON PRJ	\$0	\$0	\$0	(\$137,135)	\$0	\$0	\$0

BUILDING & SAFETY

023200

DEPARTMENTAL FUNCTIONS

Under the purview of the Public Works Department, the Building and Safety Division provides the following functions:

- o Plan checking and inspections for building construction in the unincorporated areas of the County
- o Performs safety inspections of existing buildings
- o Provides code and permit related answers to questions in person by telephone or fax
- o Issues permits over the counter or by mail from two locations in the County
- o Interacts with other agencies, County, State, LADWP, and SCE as needed during the permit process
- o Interacts with disaster agencies as needed
- o Keeps accurate records of inspections, notices, and interactions with the public

MAJOR ACCOMPLISHMENTS IN FISCAL YEAR 2017-2018

- Provided Plancheck and Inspection Services for Inyo County and the City of Bishop
- Provided inspections for the completion of the Inn at Furnace Creek

GOALS FOR FISCAL YEAR 2018-2019

- Provide Plancheck and Inspection services for Inyo County and the City of Bishop
- Provide inspection for the completion of casitas at the Inn and commercial structures at the Ranch at Furnace Creek

DEPARTMENTAL BUDGET REQUEST FOR FISCAL YEAR 2018-2019

The Department's Fiscal Year 2018-2019 Requested Budget represents an overall increase of \$5,300 in expenditures, and a decrease of \$87,028 in revenues, when compared to the Fiscal Year 2017-2018 Board Approved Budget. As a result, the Requested Net County Cost is increased by \$92,328.

Personnel Costs increased by \$5,800 compared to the Fiscal Year 2017-2018 Board Approved Budget, due to standard personnel increases.

Revenues

4131 (CONSTRUCTION PERMITS) decreased by \$88,500: A number of large projects paid fees in the last two years. Fees are expected to be a little more modest this year; **4135** (FEES FOR CONTINUING EDUCATION) increased by \$1,872: Estimated; **4922** (SALES OF COPIES) decreased by \$400: based on actuals.

Personnel

The Department's Requested Budget represents a decrease in the number of fulltime equivalent (FTE) positions that are supported by this budget.

Due to recent vacancies the Public Works Department is looking into the possibility of a restructure

Services & Supplies

5232 (OFFICE & OTHER EQUIP < \$5,000) increased by \$650: for copy machine; **5301** (SMALL TOOLS & INSTRUMENTS) increased by \$300: based on need; **5331** (TRAVEL EXPENSE) increased by \$540: based on need.

Support & Care of Persons

(There are no changes in this object category from the previous fiscal year.)

Fixed Assets

(There are no changes in this object category from the previous fiscal year.)

FISCAL YEAR 2018-2019 REDUCTION IMPACTS TO BASE BUDGET

N/A

FISCAL YEAR 2018-2019 STATE/FEDERAL FUNDING SUMMARY

N/A

FISCAL YEAR 2018-2019 REGULATORY COMPLIANCE SUMMARY

N/A

MAJOR POLICY CONSIDERATIONS BEING REQUESTED

N/A

COUNTY OF INYO

BUD002A - BUDGET REQUESTS

RUNDATE: 06/30/2018 TODAY'S DATE: 08/09/2018

FOR FISCAL YEARS: 07/01/2016 - 06/30/19

	YTD ACTUALS 06/30/2017	BOARD APPROVED 06/30/2018	WORKING BUDGET 06/30/2018	YTD ACTUALS 06/30/2018	DEPT REQUESTED 06/30/2019	CAO RECOMM 06/30/2019	BOARD APPROVED 06/30/2019
BUDGET UNIT: 023200 BUILDING & SAFETY							
FUND: 0001 GENERAL FUND							
REVENUES:							
4131 - CONSTRUCTION PERMITS	\$196,350	\$333,500	\$333,500	\$398,830	\$245,000	\$245,000	\$0
4135 - FEES FOR CONTINUING EDUCATION LICENSES & PERMITS	\$8,090 \$204,441	\$1,628 \$335,128	\$2,028 \$335,528	\$6,625 \$405,456	\$3,500 \$248,500	\$3,500 \$248,500	\$0 \$0
4819 - SERVICES & FEES	\$40,000	\$60,000	\$60,000	\$60,000	\$60,000	\$60,000	\$0
4822 - INTRA COUNTY INSURANCE ADMIN CHARGES FOR CURRENT SERVICES	\$0 \$40,000	\$0 \$60,000	\$0 \$60,000	\$1 \$60,001	\$0 \$60,000	\$0 \$60,000	\$0 \$0
4922 - SALES OF COPIES OTHER REVENUE	\$707 \$707	\$600 \$600	\$200 \$200	\$163 \$163	\$200 \$200	\$200 \$200	\$0 \$0
TOTAL REVENUES:	\$245,148	\$395,728	\$395,728	\$465,620	\$308,700	\$308,700	\$0
EXPENSES:							
5001 - SALARIED EMPLOYEES	\$119,747	\$193,300	\$193,300	\$181,123	\$196,394	\$196,394	\$0
5003 - OVERTIME	\$1,938	\$3,000	\$3,000	\$746	\$3,000	\$2,000	\$0
5021 - RETIREMENT & SOCIAL SECURITY	\$9,895	\$15,144	\$15,144	\$13,513	\$15,383	\$15,383	\$0
5022 - PERS RETIREMENT	\$24,214	\$21,350	\$21,350	\$19,515	\$21,283	\$21,283	\$0
5024 - RETIREMENT-UNFUNDED LIAB	\$0	\$22,156	\$22,156	\$22,156	\$27,548	\$27,548	\$0
5031 - MEDICAL INSURANCE	\$27,767	\$36,664	\$36,664	\$34,012	\$35,537	\$35,537	\$0
5032 - DISABILITY INSURANCE	\$1,138	\$1,914	\$1,914	\$1,628	\$1,977	\$1,977	\$0
5042 - SICK LEAVE BUY OUT	\$0	\$1,087	\$1,087	\$0	\$0	\$0	\$0
5043 - OTHER BENEFITS SALARIES & BENEFITS	\$13,231 \$197,935	\$5,256 \$299,871	\$5,256 \$299,871	\$4,839 \$277,534	\$4,549 \$305,671	\$4,549 \$304,671	\$0 \$0
5122 - CELL PHONES	\$966	\$1,200	\$1,200	\$971	\$1,200	\$1,200	\$0
5232 - OFFICE & OTHER EQUIP < \$5,000	\$1,504	\$350	\$421	\$420	\$1,000	\$1,000	\$0
5263 - ADVERTISING	\$312	\$0	\$0	\$0	\$0	\$0	\$0
5265 - PROFESSIONAL & SPECIAL SERVICE	\$104,247	\$10,000	\$10,000	\$0	\$10,000	\$10,000	\$0
5301 - SMALL TOOLS & INSTRUMENTS	\$0	\$200	\$200	\$200	\$500	\$500	\$0
5311 - GENERAL OPERATING EXPENSE	\$1,575	\$4,752	\$4,120	\$2,078	\$4,752	\$4,752	\$0
5331 - TRAVEL EXPENSE	\$0	\$3,105	\$4,105	\$1,923	\$3,645	\$3,105	\$0
5351 - UTILITIES	\$2,712	\$3,000	\$3,000	\$1,787	\$3,000	\$3,000	\$0

COUNTY OF INYO

BUD002A - BUDGET REQUESTS

RUNDATE: 06/30/2018 TODAY'S DATE: 08/09/2018

FOR FISCAL YEARS: 07/01/2016 - 06/30/19

	YTD ACTUALS 06/30/2017	BOARD APPROVED 06/30/2018	WORKING BUDGET 06/30/2018	YTD ACTUALS 06/30/2018	DEPT REQUESTED 06/30/2019	CAO RECOMM 06/30/2019	BOARD APPROVED 06/30/2019
SERVICES & SUPPLIES	\$111,318	\$22,607	\$23,046	\$7,381	\$24,097	\$23,557	\$0
5123 - TECH REFRESH EXPENSE	\$1,132	\$1,211	\$1,211	\$1,211	\$1,816	\$1,816	\$0
5128 - INTERNAL SHREDDING CHARGES	\$144	\$150	\$150	\$150	\$150	\$150	\$0
5129 - INTERNAL COPY CHARGES (NON-IS)	\$355	\$332	\$332	\$105	\$377	\$377	\$0
5152 - WORKERS COMPENSATION	\$1,900	\$2,305	\$2,305	\$2,304	\$2,719	\$2,719	\$0
5155 - PUBLIC LIABILITY INSURANCE	\$1,059	\$1,493	\$1,493	\$1,493	\$2,306	\$2,306	\$0
5333 - MOTOR POOL	\$16,370	\$31,867	\$31,867	\$23,669	\$28,000	\$28,000	\$0
INTERNAL CHARGES	\$20,961	\$37,358	\$37,358	\$28,934	\$35,368	\$35,368	\$0
TOTAL EXPENSES:	\$330,214	\$359,836	\$360,275	\$313,850	\$365,136	\$363,596	\$0
BUDGET UNIT: 023200 BUILDING & SAFETY	(\$85,066)	\$35,892	\$35,453	\$151,770	(\$56,436)	(\$54,896)	\$0

COUNTY SERVICE AREA #2

810001

DEPARTMENTAL FUNCTIONS

The Public Works Department administers County Service Area #2 (CSA), which includes the maintenance of the sewer mains in the Aspendell area and associated utility costs. CSA #2 also pays for a percentage of the maintenance costs and capital improvement costs for the sewer plant operated by the U.S. Forest Service. The funding sources for CSA #2 are annual sewer service and lateral connection fees.

MAJOR ACCOMPLISHMENTS IN FISCAL YEAR 2017-2018

- Operated and maintained collection system

GOALS FOR FISCAL YEAR 2018-2019

- Continue to operate and maintain collection system

DEPARTMENTAL BUDGET REQUEST FOR FISCAL YEAR 2018-2019

The Department's Fiscal Year 2018-2019 Requested Budget represents an overall increase of \$4,363 in expenditures, and an increase of \$400 in revenues, when compared to the Fiscal Year 2017-2018 Board Approved Budget. As a result, the Requested Net County Cost is increased by \$3,963.

Personnel Costs increased by \$3,277 compared to the Fiscal Year 2017-2018 Board Approved Budget, due to the addition of staff being paid out of this budget. In FY 2017-2018 we did not budget any personnel.

Revenues

4301 (INTEREST FROM TREASURY) increased by \$400: based on FY 2017-2018 actuals.

Personnel

The Department's Requested Budget represents an increase in the number of fulltime equivalent (FTE) positions that are supported by this budget.

There is an increase in FTE's due to a small percentage of salaries being added to FY 2018-2019

Services & Supplies

5263 (ADVERTISING) increased by \$500: due to anticipated costs to advertise commission meetings;
5265 (PROFESSIONAL & SPECIAL SERVICE) decreased by \$1,749: based on anticipated decrease in Forest Service billings.

Support & Care of Persons

(There are no changes in this object category from the previous fiscal year.)

Fixed Assets

(There are no changes in this object category from the previous fiscal year.)

FISCAL YEAR 2018-2019 REDUCTION IMPACTS TO BASE BUDGET

N/A

FISCAL YEAR 2018-2019 STATE/FEDERAL FUNDING SUMMARY

N/A

FISCAL YEAR 2018-2019 REGULATORY COMPLIANCE SUMMARY

N/A

MAJOR POLICY CONSIDERATIONS BEING REQUESTED

N/A

COUNTY OF INYO

BUD002A - BUDGET REQUESTS

RUNDATE: 06/30/2018 TODAY'S DATE: 08/09/2018

FOR FISCAL YEARS: 07/01/2016 - 06/30/19

	YTD ACTUALS 06/30/2017	BOARD APPROVED 06/30/2018	WORKING BUDGET 06/30/2018	YTD ACTUALS 06/30/2018	DEPT REQUESTED 06/30/2019	CAO RECOMM 06/30/2019	BOARD APPROVED 06/30/2019
BUDGET UNIT: 810001 COUNTY SERVICE AREA #2							
FUND: 8100 COUNTY SERVICE AREA #2							
REVENUES:							
4301 - INTEREST FROM TREASURY	\$987	\$400	\$400	\$887	\$800	\$800	\$0
REV USE OF MONEY & PROPERTY	\$987	\$400	\$400	\$887	\$800	\$800	\$0
4753 - SEWER SERVICE/CONNECTION FEES	\$51,874	\$53,000	\$53,000	\$53,480	\$53,000	\$53,000	\$0
CHARGES FOR CURRENT SERVICES	\$51,874	\$53,000	\$53,000	\$53,480	\$53,000	\$53,000	\$0
TOTAL REVENUES:	<u>\$52,861</u>	<u>\$53,400</u>	<u>\$53,400</u>	<u>\$54,368</u>	<u>\$53,800</u>	<u>\$53,800</u>	<u>\$0</u>
EXPENSES:							
5001 - SALARIED EMPLOYEES	\$2,748	\$0	\$0	\$0	\$2,098	\$2,098	\$0
5021 - RETIREMENT & SOCIAL SECURITY	\$195	\$0	\$0	\$0	\$163	\$163	\$0
5022 - PERS RETIREMENT	\$986	\$0	\$0	\$0	\$352	\$352	\$0
5024 - RETIREMENT-UNFUNDED LIAB	\$0	\$275	\$275	\$275	\$342	\$342	\$0
5031 - MEDICAL INSURANCE	\$541	\$0	\$0	\$0	\$576	\$576	\$0
5032 - DISABILITY INSURANCE	\$22	\$0	\$0	\$0	\$21	\$21	\$0
SALARIES & BENEFITS	\$4,494	\$275	\$275	\$275	\$3,552	\$3,552	\$0
5263 - ADVERTISING	\$0	\$0	\$0	\$0	\$500	\$500	\$0
5265 - PROFESSIONAL & SPECIAL SERVICE	\$42,144	\$47,000	\$47,000	\$37,382	\$45,251	\$45,251	\$0
5311 - GENERAL OPERATING EXPENSE	\$0	\$100	\$100	\$0	\$100	\$100	\$0
SERVICES & SUPPLIES	\$42,144	\$47,100	\$47,100	\$37,382	\$45,851	\$45,851	\$0
5152 - WORKERS COMPENSATION	\$38	\$41	\$41	\$41	\$0	\$0	\$0
5155 - PUBLIC LIABILITY INSURANCE	\$30	\$30	\$30	\$30	\$0	\$0	\$0
5315 - COUNTY COST PLAN	\$1,360	\$1,991	\$1,991	\$1,991	\$4,397	\$4,397	\$0
INTERNAL CHARGES	\$1,428	\$2,062	\$2,062	\$2,062	\$4,397	\$4,397	\$0
5799 - DEPRECIATION	\$12,753	\$0	\$0	\$0	\$0	\$0	\$0
DEPRECIATION	\$12,753	\$0	\$0	\$0	\$0	\$0	\$0
TOTAL EXPENSES:	<u>\$60,820</u>	<u>\$49,437</u>	<u>\$49,437</u>	<u>\$39,719</u>	<u>\$53,800</u>	<u>\$53,800</u>	<u>\$0</u>
BUDGET UNIT: 810001 COUNTY SERVICE AREA #2	(\$7,959)	\$3,963	\$3,963	\$14,648	\$0	\$0	\$0

PUBLIC WORKS - DEFERRED MAINT 011501

DEPARTMENTAL FUNCTIONS

The Public Works - Deferred Maintenance Budget is used to construct maintenance projects for various County facilities.

MAJOR ACCOMPLISHMENTS IN FISCAL YEAR 2017-2018

- Annex Flooring Project
- IS Water Intrusion Project
- Various Roofs
- Treasurer Security Systems
- Jail HVAC Replacement

GOALS FOR FISCAL YEAR 2018-2019

- Re-Pipe Jail Boiler
- Back up cooling for IS
- Seal Jail Showers
- Jail Lighting Project
- Annex HVAC Design

DEPARTMENTAL BUDGET REQUEST FOR FISCAL YEAR 2018-2019

The Department's Fiscal Year 2018-2019 Requested Budget represents an overall increase of \$93,933 in expenditures, and a decrease of \$440,267 in revenues, when compared to the Fiscal Year 2017-2018 Board Approved Budget. As a result, the Requested Net County Cost is increased by \$534,200.

Personnel Costs did not change compared to the Fiscal Year 2017-2018 Board Approved Budget.

Revenues

4821 (INTRA COUNTY CHARGES) decreased by \$30,300: To be reviewed by Budget Team; **4998** (OPERATING TRANSFERS IN) decreased by \$418,967: To be determined by Budget Team; **4951** (DONATIONS) increased by \$9,000: Based on rollover from prior year project donation.

Personnel

The Department's Requested Budget represents no change in the number of fulltime equivalent (FTE) positions that are supported by this budget.

There are no FTE's

Services & Supplies

5191 (MAINTENANCE OF STRUCTURES) increased by \$166,638: Based on recommended projects;
5199 (MAINT OF STRUCTURES-MATERIALS) decreased by \$12,005: Based on recommended projects;
5263 (ADVERTISING) increased by \$1,500: Based on recommended projects.

Support & Care of Persons

(There are no changes in this object category from the previous fiscal year.)

Fixed Assets

5640 (STRUCTURES & IMPROVEMENTS) decreased by \$19,000: Based on recommended projects;
5650 (EQUIPMENT) decreased by \$43,200: Based on recommended projects.

FISCAL YEAR 2018-2019 REDUCTION IMPACTS TO BASE BUDGET

N/A

FISCAL YEAR 2018-2019 STATE/FEDERAL FUNDING SUMMARY

N/A

FISCAL YEAR 2018-2019 REGULATORY COMPLIANCE SUMMARY

N/A

MAJOR POLICY CONSIDERATIONS BEING REQUESTED

-Staff once again attempted to include other departments in the development of the Deferred Maintenance Budget. We reviewed the requests submitted and determined whether they fit into the Maintenance-Buildings and Grounds Budget, were projects that were deferred maintenance, or were projects of operational consideration. Those that were identified as deferred maintenance were included in the above recommendations with exceptions of work identified at Laws.

-Items identified as operational were Big Pine Library Shelving, Bishop Library Irrigation, Bishop Library AC and awning, Central Library painting, shelving and light filters and Tecopa porch/shade structure.

-Additionally, we received a request for the repair of 5 roofs at the Laws Museum estimated to cost \$45,000.

COUNTY OF INYO

BUD002A - BUDGET REQUESTS

RUNDATE: 06/30/2018 TODAY'S DATE: 08/09/2018

FOR FISCAL YEARS: 07/01/2016 - 06/30/19

	YTD ACTUALS 06/30/2017	BOARD APPROVED 06/30/2018	WORKING BUDGET 06/30/2018	YTD ACTUALS 06/30/2018	DEPT REQUESTED 06/30/2019	CAO RECOMM 06/30/2019	BOARD APPROVED 06/30/2019
BUDGET UNIT: 011501 PUBLIC WORKS - DEFERRED MAINT							
FUND: 0026 DEFERRED MAINTENANCE FUND							
REVENUES:							
4821 - INTRA COUNTY CHARGES	\$0	\$30,300	\$13,020	\$0	\$0	\$0	\$0
CHARGES FOR CURRENT SERVICES	\$0	\$30,300	\$13,020	\$0	\$0	\$0	\$0
4998 - OPERATING TRANSFERS IN	\$317,765	\$418,967	\$418,967	\$310,852	\$0	\$466,000	\$0
OTHER FINANCING SOURCES	\$317,765	\$418,967	\$418,967	\$310,852	\$0	\$466,000	\$0
4951 - DONATIONS	\$0	\$0	\$0	\$0	\$9,000	\$9,000	\$0
OTHER REVENUE	\$0	\$0	\$0	\$0	\$9,000	\$9,000	\$0
TOTAL REVENUES:	\$317,765	\$449,267	\$431,987	\$310,852	\$9,000	\$475,000	\$0
EXPENSES:							
5191 - MAINTENANCE OF STRUCTURES	\$195,816	\$261,662	\$452,866	\$209,804	\$428,300	\$394,455	\$0
5199 - MAINT OF STRUCTURES-MATERIALS	\$0	\$12,005	\$12,005	\$101	\$0	\$0	\$0
5232 - OFFICE & OTHER EQUIP < \$5,000	\$408	\$0	\$0	\$0	\$0	\$0	\$0
5263 - ADVERTISING	\$0	\$3,600	\$3,600	\$1,339	\$5,100	\$5,000	\$0
5265 - PROFESSIONAL & SPECIAL SERVICE	\$17,011	\$30,000	\$56,170	\$0	\$30,000	\$75,000	\$0
SERVICES & SUPPLIES	\$213,236	\$307,267	\$524,641	\$211,246	\$463,400	\$474,455	\$0
5640 - STRUCTURES & IMPROVEMENTS	\$0	\$75,000	\$126,676	\$0	\$56,000	\$56,000	\$0
5650 - EQUIPMENT	\$25,059	\$67,000	\$85,894	\$50,090	\$23,800	\$8,800	\$0
FIXED ASSETS	\$25,059	\$142,000	\$212,570	\$50,090	\$79,800	\$64,800	\$0
TOTAL EXPENSES:	\$238,296	\$449,267	\$737,211	\$261,336	\$543,200	\$539,255	\$0
BUDGET UNIT: 011501 PUBLIC WORKS - DEFERRED MAINT	\$79,469	\$0	(\$305,224)	\$49,516	(\$534,200)	(\$64,255)	\$0

INDEPENDENCE AIRPORT

150300

DEPARTMENTAL FUNCTIONS

Operating and maintaining the Independence Airport at an acceptable standard as defined by the Federal Aviation Administration and the State Division of Aeronautics.

MAJOR ACCOMPLISHMENTS IN FISCAL YEAR 2017-2018

- Maintained and operated airport

GOALS FOR FISCAL YEAR 2018-2019

- Maintain and operate airport

DEPARTMENTAL BUDGET REQUEST FOR FISCAL YEAR 2018-2019

The Department's Fiscal Year 2018-2019 Requested Budget represents an overall decrease of \$20,119 in expenditures, and a decrease of \$50 in revenues, when compared to the Fiscal Year 2017-2018 Board Approved Budget. As a result, the Requested Net County Cost is decreased by \$20,069.

Due to personnel shifts and reduction in County Cost Plan

Personnel Costs decreased by \$8,727 compared to the Fiscal Year 2017-2018 Board Approved Budget, due to shifts in personnel FTE's.

Revenues

4334 (TIE DOWN FEES) decreased by \$50: Based on actuals.

Personnel

The Department's Requested Budget represents a decrease in the number of fulltime equivalent (FTE) positions that are supported by this budget.

Due to recent vacancies the Public Works Department is looking into the possibility of a restructure

Services & Supplies

5265 (PROFESSIONAL & SPECIAL SERVICE) decreased by \$925: based on actuals.

Support & Care of Persons

(There are no changes in this object category from the previous fiscal year.)

Fixed Assets

(There are no changes in this object category from the previous fiscal year.)

FISCAL YEAR 2018-2019 REDUCTION IMPACTS TO BASE BUDGET

N/A

FISCAL YEAR 2018-2019 STATE/FEDERAL FUNDING SUMMARY

N/A

FISCAL YEAR 2018-2019 REGULATORY COMPLIANCE SUMMARY

N/A

MAJOR POLICY CONSIDERATIONS BEING REQUESTED

N/A

COUNTY OF INYO

BUD002A - BUDGET REQUESTS

RUNDATE: 06/30/2018 TODAY'S DATE: 08/09/2018

FOR FISCAL YEARS: 07/01/2016 - 06/30/19

	YTD ACTUALS 06/30/2017	BOARD APPROVED 06/30/2018	WORKING BUDGET 06/30/2018	YTD ACTUALS 06/30/2018	DEPT REQUESTED 06/30/2019	CAO RECOMM 06/30/2019	BOARD APPROVED 06/30/2019
BUDGET UNIT: 150300 INDEPENDENCE AIRPORT							
FUND: 1503 INDY AIRPORT OPERATING							
REVENUES:							
4331 - AUTO PARKING	\$0	\$0	\$68	\$68	\$0	\$0	\$0
4333 - HANGER RENT	\$1,560	\$3,120	\$3,120	\$2,340	\$3,120	\$3,120	\$0
4334 - TIE DOWN FEES	\$181	\$200	\$132	\$75	\$150	\$150	\$0
RENTS & LEASES	\$1,741	\$3,320	\$3,320	\$2,483	\$3,270	\$3,270	\$0
4301 - INTEREST FROM TREASURY	\$679	\$300	\$300	\$391	\$300	\$300	\$0
4311 - RENTS	\$14,400	\$14,400	\$14,400	\$0	\$14,400	\$14,400	\$0
4315 - SPECIAL EVENTS	\$420	\$0	\$0	\$0	\$0	\$0	\$0
REV USE OF MONEY & PROPERTY	\$15,499	\$14,700	\$14,700	\$391	\$14,700	\$14,700	\$0
TOTAL REVENUES:	\$17,240	\$18,020	\$18,020	\$2,874	\$17,970	\$17,970	\$0
EXPENSES:							
5001 - SALARIED EMPLOYEES	\$15,535	\$15,991	\$15,982	\$12,100	\$9,510	\$9,510	\$0
5003 - OVERTIME	\$13	\$0	\$19	\$70	\$0	\$0	\$0
5004 - STANDBY TIME	\$9	\$0	\$34	\$74	\$0	\$0	\$0
5005 - HOLIDAY OVERTIME	\$21	\$0	\$66	\$66	\$0	\$0	\$0
5021 - RETIREMENT & SOCIAL SECURITY	\$1,259	\$1,325	\$1,325	\$987	\$760	\$760	\$0
5022 - PERS RETIREMENT	\$3,765	\$2,666	\$2,666	\$1,864	\$1,518	\$1,518	\$0
5024 - RETIREMENT-UNFUNDED LIAB	\$0	\$2,655	\$2,655	\$2,655	\$3,301	\$3,301	\$0
5031 - MEDICAL INSURANCE	\$1,851	\$1,930	\$1,930	\$1,668	\$1,894	\$1,894	\$0
5032 - DISABILITY INSURANCE	\$130	\$161	\$161	\$122	\$99	\$99	\$0
5042 - SICK LEAVE BUY OUT	\$0	\$111	\$0	\$0	\$109	\$109	\$0
5043 - OTHER BENEFITS	\$1,228	\$1,224	\$1,224	\$871	\$145	\$145	\$0
SALARIES & BENEFITS	\$23,815	\$26,063	\$26,062	\$20,480	\$17,336	\$17,336	\$0
5265 - PROFESSIONAL & SPECIAL SERVICE	\$608	\$925	\$925	\$0	\$0	\$0	\$0
5311 - GENERAL OPERATING EXPENSE	\$115	\$0	\$0	\$0	\$0	\$0	\$0
SERVICES & SUPPLIES	\$723	\$925	\$925	\$0	\$0	\$0	\$0
5124 - EXTERNAL CHARGES	\$154	\$150	\$150	\$0	\$300	\$300	\$0
5129 - INTERNAL COPY CHARGES (NON-IS)	\$0	\$0	\$0	\$0	\$0	\$0	\$0
5152 - WORKERS COMPENSATION	\$206	\$248	\$248	\$248	\$206	\$206	\$0

COUNTY OF INYO

BUD002A - BUDGET REQUESTS

RUNDATE: 06/30/2018 TODAY'S DATE: 08/09/2018

FOR FISCAL YEARS: 07/01/2016 - 06/30/19

	YTD ACTUALS 06/30/2017	BOARD APPROVED 06/30/2018	WORKING BUDGET 06/30/2018	YTD ACTUALS 06/30/2018	DEPT REQUESTED 06/30/2019	CAO RECOMM 06/30/2019	BOARD APPROVED 06/30/2019
5155 - PUBLIC LIABILITY INSURANCE	\$160	\$182	\$182	\$182	\$175	\$175	\$0
5315 - COUNTY COST PLAN	\$1,513	\$14,958	\$14,958	\$14,958	\$4,390	\$4,390	\$0
INTERNAL CHARGES	\$2,034	\$15,538	\$15,538	\$15,388	\$5,071	\$5,071	\$0
5801 - OPERATING TRANSFERS OUT	\$24,691	\$0	\$0	\$0	\$0	\$0	\$0
OTHER FINANCING USES	\$24,691	\$0	\$0	\$0	\$0	\$0	\$0
TOTAL EXPENSES:	<u>\$51,265</u>	<u>\$42,526</u>	<u>\$42,525</u>	<u>\$35,868</u>	<u>\$22,407</u>	<u>\$22,407</u>	<u>\$0</u>
BUDGET UNIT: 150300 INDEPENDENCE AIRPORT	(\$34,025)	(\$24,506)	(\$24,505)	(\$32,993)	(\$4,437)	(\$4,437)	\$0

INDEPENDENCE AIRPORT - SPECIAL 150400

DEPARTMENTAL FUNCTIONS

This budget expends funds from an annual grant provided by the State Department of Transportation Division of Aeronautics. The funding is discretionary and is intended for operations and maintenance at General Aviation Airports. The Independence Airport Special Aviation Budget augments the Independence Airport Operating Budget by paying for such items as Fire & Casualty Insurance, office and space rent.

MAJOR ACCOMPLISHMENTS IN FISCAL YEAR 2017-2018

- Provide financial relief to the Independence Operating Budget

GOALS FOR FISCAL YEAR 2018-2019

- Provide financial relief to the Independence Operating Budget

DEPARTMENTAL BUDGET REQUEST FOR FISCAL YEAR 2018-2019

The Department's Fiscal Year 2018-2019 Requested Budget represents an overall increase of \$775 in expenditures, and an increase of \$75 in revenues, when compared to the Fiscal Year 2017-2018 Board Approved Budget. As a result, the Requested Net County Cost is increased by \$700.

Personnel Costs did not change compared to the Fiscal Year 2017-2018 Board Approved Budget.

Revenues

4301 (INTEREST FROM TREASURY) increased by \$75: Based on actuals.

Personnel

The Department's Requested Budget represents no change in the number of fulltime equivalent (FTE) positions that are supported by this budget.

There are no FTE's budgeted

Services & Supplies

5291 (OFFICE, SPACE & SITE RENTAL) increased by \$75: Based on actuals.

Support & Care of Persons

(There are no changes in this object category from the previous fiscal year.)

Fixed Assets

(There are no changes in this object category from the previous fiscal year.)

FISCAL YEAR 2018-2019 REDUCTION IMPACTS TO BASE BUDGET

N/A

FISCAL YEAR 2018-2019 STATE/FEDERAL FUNDING SUMMARY

This funding is secure once the application is approved

FISCAL YEAR 2018-2019 REGULATORY COMPLIANCE SUMMARY

N/A

MAJOR POLICY CONSIDERATIONS BEING REQUESTED

N/A

COUNTY OF INYO

BUD002A - BUDGET REQUESTS

RUNDATE: 06/30/2018 TODAY'S DATE: 08/09/2018

FOR FISCAL YEARS: 07/01/2016 - 06/30/19

	YTD ACTUALS 06/30/2017	BOARD APPROVED 06/30/2018	WORKING BUDGET 06/30/2018	YTD ACTUALS 06/30/2018	DEPT REQUESTED 06/30/2019	CAO RECOMM 06/30/2019	BOARD APPROVED 06/30/2019
BUDGET UNIT: 150400 INDEPENDENCE AIRPORT - SPECIAL							
FUND: 1504 INDY AIRPORT SPECIAL AVIATION							
REVENUES:							
4301 - INTEREST FROM TREASURY	\$155	\$25	\$25	\$182	\$100	\$100	\$0
REV USE OF MONEY & PROPERTY	\$155	\$25	\$25	\$182	\$100	\$100	\$0
4401 - STATE AID FOR AVIATION	\$10,000	\$10,000	\$10,000	\$10,000	\$10,000	\$10,000	\$0
AID FROM OTHER GOVT AGENCIES	\$10,000	\$10,000	\$10,000	\$10,000	\$10,000	\$10,000	\$0
TOTAL REVENUES:	<u>\$10,155</u>	<u>\$10,025</u>	<u>\$10,025</u>	<u>\$10,182</u>	<u>\$10,100</u>	<u>\$10,100</u>	<u>\$0</u>
EXPENSES:							
5153 - FIRE & CASUALTY INSURANCE	\$885	\$975	\$975	\$885	\$975	\$975	\$0
5173 - MAINTENANCE OF EQUIPMENT-MATER	\$0	\$386	\$386	\$0	\$386	\$386	\$0
5199 - MAINT OF STRUCTURES-MATERIALS	\$0	\$500	\$500	\$0	\$500	\$500	\$0
5291 - OFFICE, SPACE & SITE RENTAL	\$3,529	\$4,000	\$4,000	\$3,671	\$4,075	\$4,075	\$0
5311 - GENERAL OPERATING EXPENSE	\$240	\$400	\$400	\$0	\$400	\$400	\$0
5351 - UTILITIES	\$1,078	\$1,500	\$1,500	\$988	\$1,500	\$1,500	\$0
SERVICES & SUPPLIES	\$5,733	\$7,761	\$7,761	\$5,544	\$7,836	\$7,836	\$0
5124 - EXTERNAL CHARGES	\$469	\$2,264	\$2,264	\$1,517	\$2,964	\$2,964	\$0
INTERNAL CHARGES	\$469	\$2,264	\$2,264	\$1,517	\$2,964	\$2,964	\$0
5801 - OPERATING TRANSFERS OUT	\$7,530	\$0	\$0	\$0	\$0	\$0	\$0
OTHER FINANCING USES	\$7,530	\$0	\$0	\$0	\$0	\$0	\$0
TOTAL EXPENSES:	<u>\$13,733</u>	<u>\$10,025</u>	<u>\$10,025</u>	<u>\$7,062</u>	<u>\$10,800</u>	<u>\$10,800</u>	<u>\$0</u>
BUDGET UNIT: 150400 INDEPENDENCE AIRPORT - SPECIAL	(\$3,577)	\$0	\$0	\$3,119	(\$700)	(\$700)	\$0

INDEPENDENCE LIGHTING

800101

DEPARTMENTAL FUNCTIONS

The Public Works Department administers the Independence Lighting District, which is responsible for maintenance and utility costs for the lighting fixtures in the district. Funding for the Independence Lighting District is provided primarily through secured and unsecured taxes. Beginning in FY 2009-2010, the County is responsible for the maintenance of the lights on the highway within the Independence Lighting District.

MAJOR ACCOMPLISHMENTS IN FISCAL YEAR 2017-2018

- Continued administration and maintenance of the District

GOALS FOR FISCAL YEAR 2018-2019

- Continue to administer District and ensure that lighting fixtures are maintained
- Replace lights as needed
- Replace and repair downed light pole due to vehicle accident

DEPARTMENTAL BUDGET REQUEST FOR FISCAL YEAR 2018-2019

The Department's Fiscal Year 2018-2019 Requested Budget represents an overall increase of \$23,922 in expenditures, and an increase of \$1,920 in revenues, when compared to the Fiscal Year 2017-2018 Board Approved Budget. As a result, the Requested Net County Cost is increased by \$22,002.

This increase is based on the need to replace a light pole on Main Street in Independence that was destroyed due to a vehicle accident.

Personnel Costs increased by \$49 compared to the Fiscal Year 2017-2018 Board Approved Budget, due to standard personnel increases.

Revenues

4021 (PRIOR YEAR SECURED TAXES) increased by \$400: based on actuals; **4023** (PRIOR YEAR UNSECURED TAXES) decreased by \$180: based on actuals; **4301** (INTEREST FROM TREASURY) increased by \$1,700: based on actuals.

Personnel

The Department's Requested Budget represents no change in the number of fulltime equivalent (FTE) positions that are supported by this budget.

There are no changes in FTE's

Services & Supplies

5173 (MAINTENANCE OF EQUIPMENT-MATER) decreased by \$6,000: based on actuals; **5191** (MAINTENANCE OF STRUCTURES) increased by \$14,000: based on the need to purchase a light pole to be replaced in Independence; **5265** (PROFESSIONAL & SPECIAL SERVICE) increased by \$14,000: based on the need for contracted services to replace the light pole in Independence as well as another possible replacement; **5351** (UTILITIES) decreased by \$1,000: based on actuals.

Support & Care of Persons

(There are no changes in this object category from the previous fiscal year.)

Fixed Assets

(There are no changes in this object category from the previous fiscal year.)

FISCAL YEAR 2018-2019 REDUCTION IMPACTS TO BASE BUDGET

N/A

FISCAL YEAR 2018-2019 STATE/FEDERAL FUNDING SUMMARY

N/A

FISCAL YEAR 2018-2019 REGULATORY COMPLIANCE SUMMARY

N/A

MAJOR POLICY CONSIDERATIONS BEING REQUESTED

N/A

COUNTY OF INYO

BUD002A - BUDGET REQUESTS

RUNDATE: 06/30/2018 TODAY'S DATE: 08/09/2018

FOR FISCAL YEARS: 07/01/2016 - 06/30/19

	YTD ACTUALS 06/30/2017	BOARD APPROVED 06/30/2018	WORKING BUDGET 06/30/2018	YTD ACTUALS 06/30/2018	DEPT REQUESTED 06/30/2019	CAO RECOMM 06/30/2019	BOARD APPROVED 06/30/2019
BUDGET UNIT: 800101 INDEPENDENCE LIGHTING							
FUND: 8001 INDEPENDENCE LIGHTING							
REVENUES:							
4001 - CURRENT SECURED TAXES	\$21,476	\$16,500	\$16,500	\$22,891	\$16,500	\$16,500	\$0
4004 - CURRENT UNSECURED TAXES	\$2,372	\$2,600	\$2,600	\$2,433	\$2,600	\$2,600	\$0
4008 - SB813 DISTRIBUTIONS	\$112	\$150	\$150	(\$291)	\$150	\$150	\$0
4021 - PRIOR YEAR SECURED TAXES	\$208	\$50	\$50	\$465	\$450	\$450	\$0
4023 - PRIOR YEAR UNSECURED TAXES	\$263	\$200	\$200	\$173	\$20	\$20	\$0
TAXES - PROPERTY	\$24,432	\$19,500	\$19,500	\$25,671	\$19,720	\$19,720	\$0
4301 - INTEREST FROM TREASURY	\$2,791	\$300	\$300	\$2,940	\$2,000	\$2,000	\$0
4303 - INTEREST ON TAX FUNDS	\$4	\$0	\$0	\$0	\$0	\$0	\$0
4310 - EQUIPMENT RENTAL	\$124	\$100	\$100	\$209	\$100	\$100	\$0
REV USE OF MONEY & PROPERTY	\$2,919	\$400	\$400	\$3,149	\$2,100	\$2,100	\$0
4472 - HOMEOWNERS PROPERTY TAX RELIEF	\$147	\$50	\$50	\$147	\$50	\$50	\$0
AID FROM OTHER GOVT AGENCIES	\$147	\$50	\$50	\$147	\$50	\$50	\$0
TOTAL REVENUES:	\$27,500	\$19,950	\$19,950	\$28,968	\$21,870	\$21,870	\$0
EXPENSES:							
5001 - SALARIED EMPLOYEES	\$531	\$537	\$537	\$518	\$553	\$553	\$0
5021 - RETIREMENT & SOCIAL SECURITY	\$42	\$47	\$47	\$41	\$50	\$50	\$0
5022 - PERS RETIREMENT	\$141	\$89	\$89	\$86	\$93	\$93	\$0
5024 - RETIREMENT-UNFUNDED LIAB	\$0	\$92	\$92	\$92	\$114	\$114	\$0
5031 - MEDICAL INSURANCE	\$5	\$7	\$7	\$6	\$8	\$8	\$0
5032 - DISABILITY INSURANCE	\$4	\$5	\$5	\$4	\$7	\$7	\$0
5043 - OTHER BENEFITS	\$72	\$72	\$72	\$68	\$73	\$73	\$0
SALARIES & BENEFITS	\$797	\$849	\$849	\$818	\$898	\$898	\$0
5173 - MAINTENANCE OF EQUIPMENT-MATER	\$70	\$7,000	\$7,000	\$0	\$1,000	\$1,000	\$0
5191 - MAINTENANCE OF STRUCTURES	\$0	\$0	\$0	\$0	\$14,000	\$14,000	\$0
5263 - ADVERTISING	\$0	\$500	\$500	\$0	\$500	\$500	\$0
5265 - PROFESSIONAL & SPECIAL SERVICE	\$908	\$1,500	\$1,500	\$0	\$15,500	\$15,500	\$0
5311 - GENERAL OPERATING EXPENSE	\$100	\$100	\$100	\$100	\$100	\$100	\$0
5351 - UTILITIES	\$3,415	\$5,000	\$5,000	\$3,650	\$4,000	\$4,000	\$0

COUNTY OF INYO

BUD002A - BUDGET REQUESTS

RUNDATE: 06/30/2018 TODAY'S DATE: 08/09/2018

FOR FISCAL YEARS: 07/01/2016 - 06/30/19

	YTD ACTUALS 06/30/2017	BOARD APPROVED 06/30/2018	WORKING BUDGET 06/30/2018	YTD ACTUALS 06/30/2018	DEPT REQUESTED 06/30/2019	CAO RECOMM 06/30/2019	BOARD APPROVED 06/30/2019
SERVICES & SUPPLIES	\$4,494	\$14,100	\$14,100	\$3,750	\$35,100	\$35,100	\$0
5124 - EXTERNAL CHARGES	\$1,743	\$2,436	\$2,436	\$270	\$5,000	\$5,000	\$0
5152 - WORKERS COMPENSATION	\$8	\$9	\$9	\$0	\$8	\$8	\$0
5155 - PUBLIC LIABILITY INSURANCE	\$6	\$7	\$7	\$7	\$7	\$7	\$0
5315 - COUNTY COST PLAN	\$757	\$2,549	\$2,549	\$2,549	\$2,859	\$2,859	\$0
INTERNAL CHARGES	\$2,514	\$5,001	\$5,001	\$2,826	\$7,874	\$7,874	\$0
TOTAL EXPENSES:	<u>\$7,805</u>	<u>\$19,950</u>	<u>\$19,950</u>	<u>\$7,396</u>	<u>\$43,872</u>	<u>\$43,872</u>	<u>\$0</u>
BUDGET UNIT: 800101 INDEPENDENCE LIGHTING	\$19,694	\$0	\$0	\$21,572	(\$22,002)	(\$22,002)	\$0

WATER SYSTEM - INDEPENDENCE

152101

DEPARTMENTAL FUNCTIONS

The Public Works Department operates and maintains the Independence, Lone Pine and Laws town water systems through an Operation and Maintenance Contract with an outside contractor. There are currently 362 service connections in Independence.

MAJOR ACCOMPLISHMENTS IN FISCAL YEAR 2017-2018

- Operated and maintained system
- Completed emergency installation of interim mainline
- Began water rate analysis

GOALS FOR FISCAL YEAR 2018-2019

- Complete water rate analysis
- Begin water main replacement design

DEPARTMENTAL BUDGET REQUEST FOR FISCAL YEAR 2018-2019

The Department's Fiscal Year 2018-2019 Requested Budget represents an overall increase of \$38,793 in expenditures, and an increase of \$65,000 in revenues, when compared to the Fiscal Year 2017-2018 Board Approved Budget. As a result, the Requested Net County Cost is decreased by \$26,207.

Rental of the interim main line is approximately \$48,000. This is the bulk of the increase to Net County Cost. We have attempted to reduce costs where possible and are working to complete the water rate analysis.

Personnel Costs decreased by \$554 compared to the Fiscal Year 2017-2018 Board Approved Budget, due to shifts in Personnel FTE's.

Revenues

4801 (WATER SERVICE) increased by \$65,000: increased based on future rate study.

Personnel

The Department's Requested Budget represents a decrease in the number of fulltime equivalent (FTE) positions that are supported by this budget.

Due to recent vacancies the Public Works Department is looking into the possibility of a restructure

Services & Supplies

5122 (CELL PHONES) decreased by \$100: based on actuals; **5171** (MAINTENANCE OF EQUIPMENT) decreased by \$600: based on projected need tempered with availability of funds;

5173 (MAINTENANCE OF EQUIPMENT-MATER) decreased by \$2,375: based on projected need tempered with availability of funds; **5199** (MAINT OF STRUCTURES-MATERIALS) decreased by \$1,000: based on projected need tempered with availability of funds; **5265** (PROFESSIONAL & SPECIAL SERVICE) decreased by \$3,261: based on actuals; **5281** (RENTS & LEASES-EQUIPMENT) increased by \$48,240: rental of interim main line; **5311** (GENERAL OPERATING EXPENSE) decreased by \$2,000: based on projected need tempered with availability of funds.

Support & Care of Persons

(There are no changes in this object category from the previous fiscal year.)

Fixed Assets

(There are no changes in this object category from the previous fiscal year.)

FISCAL YEAR 2018-2019 REDUCTION IMPACTS TO BASE BUDGET

N/A

FISCAL YEAR 2018-2019 STATE/FEDERAL FUNDING SUMMARY

N/A

FISCAL YEAR 2018-2019 REGULATORY COMPLIANCE SUMMARY

N/A

MAJOR POLICY CONSIDERATIONS BEING REQUESTED

Completion of water rate analysis

COUNTY OF INYO

BUD002A - BUDGET REQUESTS

RUNDATE: 06/30/2018 TODAY'S DATE: 08/09/2018

FOR FISCAL YEARS: 07/01/2016 - 06/30/19

	YTD ACTUALS 06/30/2017	BOARD APPROVED 06/30/2018	WORKING BUDGET 06/30/2018	YTD ACTUALS 06/30/2018	DEPT REQUESTED 06/30/2019	CAO RECOMM 06/30/2019	BOARD APPROVED 06/30/2019
BUDGET UNIT: 152101 WATER SYSTEM - INDEPENDENCE							
FUND: 1521 WATER SYSTEM - INDEPENDENCE							
REVENUES:							
4301 - INTEREST FROM TREASURY	\$714	\$300	\$300	\$468	\$300	\$300	\$0
REV USE OF MONEY & PROPERTY	\$714	\$300	\$300	\$468	\$300	\$300	\$0
4801 - WATER SERVICE	\$145,839	\$159,142	\$159,142	\$151,517	\$224,142	\$224,142	\$0
CHARGES FOR CURRENT SERVICES	\$145,839	\$159,142	\$159,142	\$151,517	\$224,142	\$224,142	\$0
4998 - OPERATING TRANSFERS IN	\$0	\$0	\$142,445	\$142,445	\$0	\$0	\$0
OTHER FINANCING SOURCES	\$0	\$0	\$142,445	\$142,445	\$0	\$0	\$0
TOTAL REVENUES:	\$146,554	\$159,442	\$301,887	\$294,430	\$224,442	\$224,442	\$0
EXPENSES:							
5001 - SALARIED EMPLOYEES	\$34,551	\$34,635	\$34,635	\$32,782	\$33,359	\$33,359	\$0
5003 - OVERTIME	\$652	\$1,000	\$8,000	\$6,562	\$1,500	\$1,500	\$0
5021 - RETIREMENT & SOCIAL SECURITY	\$2,649	\$2,695	\$2,695	\$2,698	\$2,630	\$2,630	\$0
5022 - PERS RETIREMENT	\$13,196	\$5,800	\$5,800	\$5,517	\$5,589	\$5,589	\$0
5024 - RETIREMENT-UNFUNDED LIAB	\$0	\$3,937	\$3,937	\$3,937	\$4,895	\$4,895	\$0
5031 - MEDICAL INSURANCE	\$3,531	\$3,722	\$3,722	\$3,548	\$3,220	\$3,220	\$0
5032 - DISABILITY INSURANCE	\$305	\$353	\$353	\$334	\$341	\$341	\$0
5042 - SICK LEAVE BUY OUT	\$0	\$592	\$0	\$0	\$573	\$573	\$0
5043 - OTHER BENEFITS	\$0	\$0	\$0	\$0	\$73	\$73	\$0
SALARIES & BENEFITS	\$54,886	\$52,734	\$59,142	\$55,381	\$52,180	\$52,180	\$0
5112 - PERSONAL & SAFETY EQUIPMENT	\$0	\$55	\$55	\$10	\$55	\$55	\$0
5122 - CELL PHONES	\$366	\$400	\$300	\$249	\$300	\$300	\$0
5171 - MAINTENANCE OF EQUIPMENT	\$5,410	\$5,600	\$42,000	\$35,239	\$5,000	\$5,000	\$0
5173 - MAINTENANCE OF EQUIPMENT-MATER	\$2,977	\$8,125	\$40,000	\$34,479	\$5,750	\$5,750	\$0
5199 - MAINT OF STRUCTURES-MATERIALS	\$0	\$1,000	\$1,000	\$1,000	\$0	\$0	\$0
5265 - PROFESSIONAL & SPECIAL SERVICE	\$82,367	\$94,261	\$99,950	\$90,008	\$91,000	\$91,000	\$0
5281 - RENTS & LEASES-EQUIPMENT	\$0	\$0	\$37,914	\$37,830	\$48,240	\$48,240	\$0
5301 - SMALL TOOLS & INSTRUMENTS	\$0	\$100	\$100	\$8	\$100	\$100	\$0
5311 - GENERAL OPERATING EXPENSE	\$4,824	\$5,606	\$9,000	\$6,224	\$3,606	\$3,606	\$0

COUNTY OF INYO

BUD002A - BUDGET REQUESTS

RUNDATE: 06/30/2018 TODAY'S DATE: 08/09/2018

FOR FISCAL YEARS: 07/01/2016 - 06/30/19

	YTD ACTUALS 06/30/2017	BOARD APPROVED 06/30/2018	WORKING BUDGET 06/30/2018	YTD ACTUALS 06/30/2018	DEPT REQUESTED 06/30/2019	CAO RECOMM 06/30/2019	BOARD APPROVED 06/30/2019
SERVICES & SUPPLIES	\$95,945	\$115,147	\$230,319	\$205,050	\$154,051	\$154,051	\$0
5124 - EXTERNAL CHARGES	\$1,407	\$4,450	\$60,000	\$59,157	\$3,100	\$3,100	\$0
5129 - INTERNAL COPY CHARGES (NON-IS)	\$4	\$10	\$10	\$16	\$10	\$10	\$0
5152 - WORKERS COMPENSATION	\$488	\$587	\$587	\$587	\$549	\$549	\$0
5155 - PUBLIC LIABILITY INSURANCE	\$381	\$431	\$431	\$431	\$466	\$466	\$0
5315 - COUNTY COST PLAN	\$7,003	\$15,596	\$15,596	\$15,596	\$17,392	\$17,392	\$0
5333 - MOTOR POOL	\$1,246	\$5,000	\$5,000	\$5,000	\$5,000	\$5,000	\$0
INTERNAL CHARGES	\$10,530	\$26,074	\$81,624	\$80,787	\$26,517	\$26,517	\$0
5799 - DEPRECIATION	\$18,350	\$0	\$0	\$0	\$0	\$0	\$0
DEPRECIATION	\$18,350	\$0	\$0	\$0	\$0	\$0	\$0
TOTAL EXPENSES:	\$179,712	\$193,955	\$371,085	\$341,219	\$232,748	\$232,748	\$0
BUDGET UNIT: 152101 WATER SYSTEM - INDEPENDENCE	(\$33,158)	(\$34,513)	(\$69,198)	(\$46,789)	(\$8,306)	(\$8,306)	\$0

INDY H2O UPGRADE 152102

DEPARTMENTAL FUNCTIONS

Provides funding for system upgrades.

MAJOR ACCOMPLISHMENTS IN FISCAL YEAR 2017-2018

- N/A

GOALS FOR FISCAL YEAR 2018-2019

- N/A

DEPARTMENTAL BUDGET REQUEST FOR FISCAL YEAR 2018-2019

The Department's Fiscal Year 2018-2019 Requested Budget represents an overall decrease of \$1,312 in expenditures, and an increase of \$0 in revenues, when compared to the Fiscal Year 2017-2018 Board Approved Budget. As a result, the Requested Net County Cost is decreased by \$1,312.

Personnel Costs did not change compared to the Fiscal Year 2017-2018 Board Approved Budget.

Revenues

(There are no changes in this object category from the previous fiscal year.)

Personnel

The Department's Requested Budget represents no change in the number of fulltime equivalent (FTE) positions that are supported by this budget.

There are no FTE's budgeted

Services & Supplies

(There are no changes in this object category from the previous fiscal year.)

Support & Care of Persons

(There are no changes in this object category from the previous fiscal year.)

Fixed Assets

(There are no changes in this object category from the previous fiscal year.)

FISCAL YEAR 2018-2019 REDUCTION IMPACTS TO BASE BUDGET

N/A

FISCAL YEAR 2018-2019 STATE/FEDERAL FUNDING SUMMARY

N/A

FISCAL YEAR 2018-2019 REGULATORY COMPLIANCE SUMMARY

N/A

MAJOR POLICY CONSIDERATIONS BEING REQUESTED

N/A

COUNTY OF INYO

BUD002A - BUDGET REQUESTS

RUNDATE: 06/30/2018 TODAY'S DATE: 08/09/2018

FOR FISCAL YEARS: 07/01/2016 - 06/30/19

	YTD ACTUALS 06/30/2017	BOARD APPROVED 06/30/2018	WORKING BUDGET 06/30/2018	YTD ACTUALS 06/30/2018	DEPT REQUESTED 06/30/2019	CAO RECOMM 06/30/2019	BOARD APPROVED 06/30/2019
BUDGET UNIT: 152102 INDY H2O UPGRADE							
FUND: 1524 INDY WATER UPGRADE							
REVENUES:							
4301 - INTEREST FROM TREASURY	\$616	\$300	\$300	\$428	\$300	\$300	\$0
REV USE OF MONEY & PROPERTY	\$616	\$300	\$300	\$428	\$300	\$300	\$0
TOTAL REVENUES:	\$616	\$300	\$300	\$428	\$300	\$300	\$0
EXPENSES:							
5265 - PROFESSIONAL & SPECIAL SERVICE	\$18,691	\$0	\$0	\$0	\$0	\$0	\$0
5311 - GENERAL OPERATING EXPENSE	\$1,900	\$0	\$0	\$0	\$0	\$0	\$0
SERVICES & SUPPLIES	\$20,591	\$0	\$0	\$0	\$0	\$0	\$0
5315 - COUNTY COST PLAN	\$0	\$1,312	\$1,312	\$1,311	\$0	\$0	\$0
INTERNAL CHARGES	\$0	\$1,312	\$1,312	\$1,311	\$0	\$0	\$0
5801 - OPERATING TRANSFERS OUT	\$13,423	\$0	\$49,980	\$49,980	\$0	\$0	\$0
OTHER FINANCING USES	\$13,423	\$0	\$49,980	\$49,980	\$0	\$0	\$0
TOTAL EXPENSES:	\$34,014	\$1,312	\$51,292	\$51,291	\$0	\$0	\$0
BUDGET UNIT: 152102 INDY H2O UPGRADE	(\$33,398)	(\$1,012)	(\$50,992)	(\$50,863)	\$300	\$300	\$0

WATER SYSTEM - LAWS 152301

DEPARTMENTAL FUNCTIONS

The Public Works Department operates and maintains that Laws, Independence & Lone Pine town water systems through and Operation and Maintenance Contract with and outside contractor. There are currently 14 service connections in Laws.

MAJOR ACCOMPLISHMENTS IN FISCAL YEAR 2017-2018

- Operated and maintained water system

GOALS FOR FISCAL YEAR 2018-2019

- Operate and maintain water system
- Complete rate study

DEPARTMENTAL BUDGET REQUEST FOR FISCAL YEAR 2018-2019

The Department's Fiscal Year 2018-2019 Requested Budget represents an overall decrease of \$3,795 in expenditures, and a decrease of \$3,162 in revenues, when compared to the Fiscal Year 2017-2018 Board Approved Budget. As a result, the Requested Net County Cost is decreased by \$633.

Personnel Costs decreased by \$1,048 compared to the Fiscal Year 2017-2018 Board Approved Budget, due to shifts in Personnel FTE's.

Revenues

4801 (WATER SERVICE) increased by \$6,500: increased based on expenditures and rate study; **4998** (OPERATING TRANSFERS IN) decreased by \$9,662: County cost plan nearly equivalent to 100% of revenues. To be done by budget team if applicable.

Personnel

The Department's Requested Budget represents a decrease in the number of fulltime equivalent (FTE) positions that are supported by this budget.

Due to recent vacancies the Public Works Department is looking into the possibility of a restructure

Services & Supplies

5122 (CELL PHONES) decreased by \$5: based on actuals; **5173** (MAINTENANCE OF EQUIPMENT-MATER) decreased by \$800: based on actuals; **5265** (PROFESSIONAL & SPECIAL SERVICE) increased by \$176: based on contract; **5311** (GENERAL OPERATING EXPENSE) decreased by \$293: based on actuals; **5351** (UTILITIES) increased by \$800: based on actuals.

Support & Care of Persons

(There are no changes in this object category from the previous fiscal year.)

Fixed Assets

(There are no changes in this object category from the previous fiscal year.)

FISCAL YEAR 2018-2019 REDUCTION IMPACTS TO BASE BUDGET

N/A

FISCAL YEAR 2018-2019 STATE/FEDERAL FUNDING SUMMARY

N/A

FISCAL YEAR 2018-2019 REGULATORY COMPLIANCE SUMMARY

N/A

MAJOR POLICY CONSIDERATIONS BEING REQUESTED

Water rate study to be performed.

COUNTY OF INYO

BUD002A - BUDGET REQUESTS

RUNDATE: 06/30/2018 TODAY'S DATE: 08/09/2018

FOR FISCAL YEARS: 07/01/2016 - 06/30/19

	YTD ACTUALS 06/30/2017	BOARD APPROVED 06/30/2018	WORKING BUDGET 06/30/2018	YTD ACTUALS 06/30/2018	DEPT REQUESTED 06/30/2019	CAO RECOMM 06/30/2019	BOARD APPROVED 06/30/2019
BUDGET UNIT: 152301 WATER SYSTEM - LAWS							
FUND: 1523 WATER SYSTEM - LAWS							
REVENUES:							
4301 - INTEREST FROM TREASURY	\$10	\$0	\$0	(\$4)	\$0	\$0	\$0
REV USE OF MONEY & PROPERTY	\$10	\$0	\$0	(\$4)	\$0	\$0	\$0
4801 - WATER SERVICE	\$6,904	\$7,700	\$7,700	\$8,028	\$14,200	\$14,200	\$0
CHARGES FOR CURRENT SERVICES	\$6,904	\$7,700	\$7,700	\$8,028	\$14,200	\$14,200	\$0
4998 - OPERATING TRANSFERS IN	\$0	\$9,662	\$9,662	\$9,662	\$0	\$0	\$0
OTHER FINANCING SOURCES	\$0	\$9,662	\$9,662	\$9,662	\$0	\$0	\$0
TOTAL REVENUES:	\$6,914	\$17,362	\$17,362	\$17,685	\$14,200	\$14,200	\$0
EXPENSES:							
5001 - SALARIED EMPLOYEES	\$746	\$755	\$755	\$729	\$0	\$0	\$0
5003 - OVERTIME	\$8	\$0	\$8	\$10	\$0	\$0	\$0
5021 - RETIREMENT & SOCIAL SECURITY	\$56	\$59	\$59	\$57	\$0	\$0	\$0
5022 - PERS RETIREMENT	\$198	\$126	\$126	\$121	\$0	\$0	\$0
5024 - RETIREMENT-UNFUNDED LIAB	\$0	\$92	\$92	\$92	\$114	\$114	\$0
5031 - MEDICAL INSURANCE	\$106	\$115	\$115	\$108	\$0	\$0	\$0
5032 - DISABILITY INSURANCE	\$6	\$7	\$7	\$7	\$0	\$0	\$0
5042 - SICK LEAVE BUY OUT	\$0	\$8	\$0	\$0	\$0	\$0	\$0
SALARIES & BENEFITS	\$1,123	\$1,162	\$1,162	\$1,125	\$114	\$114	\$0
5122 - CELL PHONES	\$19	\$20	\$20	\$13	\$15	\$15	\$0
5173 - MAINTENANCE OF EQUIPMENT-MATER	\$1,003	\$1,800	\$785	\$771	\$1,000	\$1,000	\$0
5265 - PROFESSIONAL & SPECIAL SERVICE	\$987	\$940	\$1,089	\$1,088	\$1,116	\$1,116	\$0
5311 - GENERAL OPERATING EXPENSE	\$989	\$1,544	\$1,704	\$1,596	\$1,251	\$1,251	\$0
5351 - UTILITIES	\$2,543	\$2,600	\$3,408	\$3,422	\$3,400	\$3,400	\$0
SERVICES & SUPPLIES	\$5,542	\$6,904	\$7,006	\$6,891	\$6,782	\$6,782	\$0
5129 - INTERNAL COPY CHARGES (NON-IS)	\$0	\$0	\$0	\$8	\$0	\$0	\$0
5152 - WORKERS COMPENSATION	\$11	\$13	\$13	\$12	\$11	\$11	\$0
5155 - PUBLIC LIABILITY INSURANCE	\$7	\$9	\$9	\$9	\$10	\$10	\$0
5315 - COUNTY COST PLAN	\$2,504	\$9,274	\$9,274	\$9,273	\$6,650	\$6,650	\$0

COUNTY OF INYO

BUD002A - BUDGET REQUESTS

RUNDATE: 06/30/2018 TODAY'S DATE: 08/09/2018

FOR FISCAL YEARS: 07/01/2016 - 06/30/19

	YTD ACTUALS 06/30/2017	BOARD APPROVED 06/30/2018	WORKING BUDGET 06/30/2018	YTD ACTUALS 06/30/2018	DEPT REQUESTED 06/30/2019	CAO RECOMM 06/30/2019	BOARD APPROVED 06/30/2019
INTERNAL CHARGES	\$2,522	\$9,296	\$9,296	\$9,304	\$6,671	\$6,671	\$0
5799 - DEPRECIATION	\$7,702	\$0	\$0	\$0	\$0	\$0	\$0
DEPRECIATION	\$7,702	\$0	\$0	\$0	\$0	\$0	\$0
TOTAL EXPENSES:	<u>\$16,891</u>	<u>\$17,362</u>	<u>\$17,464</u>	<u>\$17,321</u>	<u>\$13,567</u>	<u>\$13,567</u>	<u>\$0</u>
BUDGET UNIT: 152301 WATER SYSTEM - LAWS	(\$9,976)	\$0	(\$102)	\$364	\$633	\$633	\$0

LONE PINE/DEATH VALLEY AIRPORT

150500

DEPARTMENTAL FUNCTIONS

Provides for the safe and efficient operation of the Lone Pine Death Valley Airport and maintains the facility at an acceptable standard as defined by the Federal Aviation Administration, the State Division of Aeronautics, and the County Policy.

MAJOR ACCOMPLISHMENTS IN FISCAL YEAR 2017-2018

- Completed installation of backup generator
- Continued integration of staff from various departments to make operations work

GOALS FOR FISCAL YEAR 2018-2019

- Increase fuel sales
- Secure and install self service Jet A fuel tank

DEPARTMENTAL BUDGET REQUEST FOR FISCAL YEAR 2018-2019

The Department's Fiscal Year 2018-2019 Requested Budget represents an overall decrease of \$18,392 in expenditures, and a decrease of \$15,084 in revenues, when compared to the Fiscal Year 2017-2018 Board Approved Budget. As a result, the Requested Net County Cost is decreased by \$3,308.

Personnel Costs did not change compared to the Fiscal Year 2017-2018 Board Approved Budget.

Revenues

4331 (AUTO PARKING) increased by \$3,166: Due to ESTA lease and based on actuals; **4334** (TIE DOWN FEES) decreased by \$300: Based on actuals; **4301** (INTEREST FROM TREASURY) increased by \$500: Based on actuals; **4931** (SALES OF AVIATION GAS) increased by \$17,550: Sales of AV Gas continue to trend up; **4932** (SALES OF JET A FUEL) decreased by \$35,000: Sales down last year due to staffing issues. Believe we have resolution but are being cautious; **4959** (MISCELLANEOUS REVENUE) decreased by \$1,000: Based on actuals.

Personnel

The Department's Requested Budget represents no change in the number of fulltime equivalent (FTE) positions that are supported by this budget.

There are no FTE's budgeted

Services & Supplies

5173 (MAINTENANCE OF EQUIPMENT-MATER) decreased by \$1,000: based on need; **5265** (PROFESSIONAL & SPECIAL SERVICE) decreased by \$3,000: based on need; **5311** (GENERAL OPERATING EXPENSE) decreased by \$803: based on actuals; **5351** (UTILITIES) increased by \$1,500: based on actuals; **5361** (FUEL, OIL & WATER FOR RESALE) decreased by \$13,000: based on projected fuel sales.

Support & Care of Persons

(There are no changes in this object category from the previous fiscal year.)

Fixed Assets

5650 (EQUIPMENT) increased by \$15,000: as of June 2019 QTpod will no longer offer support for our fast pay machine. We need to upgrade the system.

FISCAL YEAR 2018-2019 REDUCTION IMPACTS TO BASE BUDGET

N/A

FISCAL YEAR 2018-2019 STATE/FEDERAL FUNDING SUMMARY

Airport Improvement Plan (AIP) projects are dependent on federal funding. We continue to nurture our relationship with the FAA and expect to continue being successful in receiving grant funding. State funding from California Division of Aeronautics (CDA) also appears secure at this time for continued matching dollars.

FISCAL YEAR 2018-2019 REGULATORY COMPLIANCE SUMMARY

N/A

MAJOR POLICY CONSIDERATIONS BEING REQUESTED

N/A

COUNTY OF INYO

BUD002A - BUDGET REQUESTS

RUNDATE: 06/30/2018 TODAY'S DATE: 08/09/2018

FOR FISCAL YEARS: 07/01/2016 - 06/30/19

	YTD ACTUALS 06/30/2017	BOARD APPROVED 06/30/2018	WORKING BUDGET 06/30/2018	YTD ACTUALS 06/30/2018	DEPT REQUESTED 06/30/2019	CAO RECOMM 06/30/2019	BOARD APPROVED 06/30/2019
BUDGET UNIT: 150500 LONE PINE/DEATH VALLEY AIRPORT							
FUND: 1505 LP/DV AIRPPORT							
REVENUES:							
4331 - AUTO PARKING	\$1,107	\$1,700	\$1,700	\$4,275	\$4,866	\$4,866	\$0
4333 - HANGER RENT	\$27,230	\$26,470	\$26,470	\$23,561	\$26,470	\$26,470	\$0
4334 - TIE DOWN FEES	\$1,601	\$1,300	\$1,000	\$976	\$1,000	\$1,000	\$0
4338 - RAMP FEES	\$400	\$0	\$0	\$0	\$0	\$0	\$0
RENTS & LEASES	\$30,338	\$29,470	\$29,170	\$28,812	\$32,336	\$32,336	\$0
4301 - INTEREST FROM TREASURY	\$92	\$0	\$138	\$543	\$500	\$500	\$0
4311 - RENTS	\$600	\$300	\$300	\$300	\$300	\$300	\$0
4315 - SPECIAL EVENTS	\$2,324	\$0	\$0	\$0	\$0	\$0	\$0
REV USE OF MONEY & PROPERTY	\$3,017	\$300	\$438	\$843	\$800	\$800	\$0
4931 - SALES OF AVIATION GAS	\$29,009	\$22,450	\$50,000	\$40,914	\$40,000	\$40,000	\$0
4932 - SALES OF JET A FUEL	\$109,334	\$60,000	\$33,295	\$24,936	\$25,000	\$25,000	\$0
4933 - SALES OF OIL	\$0	\$0	\$17	\$16	\$0	\$0	\$0
CHARGES FOR CURRENT SERVICES	\$138,343	\$82,450	\$83,312	\$65,868	\$65,000	\$65,000	\$0
4936 - MISCELLANEOUS SALES	\$28	\$0	\$0	\$0	\$0	\$0	\$0
4959 - MISCELLANEOUS REVENUE	\$3,622	\$1,500	\$800	\$480	\$500	\$500	\$0
OTHER REVENUE	\$3,650	\$1,500	\$800	\$480	\$500	\$500	\$0
TOTAL REVENUES:	\$175,350	\$113,720	\$113,720	\$96,004	\$98,636	\$98,636	\$0
EXPENSES:							
5001 - SALARIED EMPLOYEES	\$17	\$0	\$0	(\$17)	\$0	\$0	\$0
5021 - RETIREMENT & SOCIAL SECURITY	\$1	\$0	\$0	(\$1)	\$0	\$0	\$0
5022 - PERS RETIREMENT	\$6,571	\$0	\$0	(\$1)	\$0	\$0	\$0
SALARIES & BENEFITS	\$6,590	\$0	\$0	(\$20)	\$0	\$0	\$0
5173 - MAINTENANCE OF EQUIPMENT-MATER	\$0	\$1,500	\$1,500	\$19	\$500	\$500	\$0
5265 - PROFESSIONAL & SPECIAL SERVICE	\$5,045	\$11,800	\$13,703	\$4,305	\$8,800	\$8,800	\$0
5281 - RENTS & LEASES-EQUIPMENT	\$3,236	\$3,240	\$3,240	\$3,232	\$3,240	\$3,240	\$0
5311 - GENERAL OPERATING EXPENSE	\$4,570	\$5,000	\$5,000	\$2,344	\$4,197	\$4,197	\$0
5351 - UTILITIES	\$6,544	\$7,000	\$8,225	\$8,117	\$8,500	\$8,500	\$0

COUNTY OF INYO

BUD002A - BUDGET REQUESTS

RUNDATE: 06/30/2018 TODAY'S DATE: 08/09/2018

FOR FISCAL YEARS: 07/01/2016 - 06/30/19

	YTD ACTUALS 06/30/2017	BOARD APPROVED 06/30/2018	WORKING BUDGET 06/30/2018	YTD ACTUALS 06/30/2018	DEPT REQUESTED 06/30/2019	CAO RECOMM 06/30/2019	BOARD APPROVED 06/30/2019
5361 - FUEL, OIL & WATER FOR RESALE	\$61,372	\$61,000	\$59,775	\$58,305	\$48,000	\$48,000	\$0
SERVICES & SUPPLIES	\$80,769	\$89,540	\$91,443	\$76,323	\$73,237	\$73,237	\$0
5124 - EXTERNAL CHARGES	\$9,050	\$4,432	\$4,432	\$7,181	\$9,232	\$9,232	\$0
5315 - COUNTY COST PLAN	\$6,966	\$19,748	\$19,748	\$19,748	\$16,167	\$16,167	\$0
INTERNAL CHARGES	\$16,016	\$24,180	\$24,180	\$26,929	\$25,399	\$25,399	\$0
5650 - EQUIPMENT	\$0	\$0	\$0	\$0	\$15,000	\$15,000	\$0
FIXED ASSETS	\$0	\$0	\$0	\$0	\$15,000	\$15,000	\$0
5801 - OPERATING TRANSFERS OUT	\$0	\$18,308	\$1,777	\$26	\$0	\$0	\$0
OTHER FINANCING USES	\$0	\$18,308	\$1,777	\$26	\$0	\$0	\$0
TOTAL EXPENSES:	<u>\$103,375</u>	<u>\$132,028</u>	<u>\$117,400</u>	<u>\$103,259</u>	<u>\$113,636</u>	<u>\$113,636</u>	<u>\$0</u>
BUDGET UNIT: 150500 LONE PINE/DEATH VALLEY AIRPORT	\$71,974	(\$18,308)	(\$3,680)	(\$7,255)	(\$15,000)	(\$15,000)	\$0

LONE PINE/DEATH VALLEY AIR-SP

150600

DEPARTMENTAL FUNCTIONS

This budget expends funds from an annual grant provided by the State Department of Transportation, Division of Aeronautics. The funding is discretionary and is intended for operations and maintenance at General Aviation Airports. The Lone Pine Special Aviation Budget augments the Lone Pine Airport Operating Budget by assisting with expenses such as Fire & Casualty Insurance, office space and site rental, salaries and benefits, and other miscellaneous expenses.

MAJOR ACCOMPLISHMENTS IN FISCAL YEAR 2017-2018

- Continued financial assistance for the Lone Pine Airport operating budget

GOALS FOR FISCAL YEAR 2018-2019

- Continue financial assistance to the Lone Pine Airport operating budget

DEPARTMENTAL BUDGET REQUEST FOR FISCAL YEAR 2018-2019

The Department's Fiscal Year 2018-2019 Requested Budget represents an overall increase of \$79 in expenditures, and an increase of \$75 in revenues, when compared to the Fiscal Year 2017-2018 Board Approved Budget. As a result, the Requested Net County Cost is increased by \$4.

Personnel Costs increased by \$195 compared to the Fiscal Year 2017-2018 Board Approved Budget, due to standard personnel increases.

Revenues

4301 (INTEREST FROM TREASURY) increased by \$75: based on actuals.

Personnel

The Department's Requested Budget represents no change in the number of fulltime equivalent (FTE) positions that are supported by this budget.

There are no changes in FTE's

Services & Supplies

5199 (MAINT OF STRUCTURES-MATERIALS) decreased by \$112: based on actuals.

Support & Care of Persons

(There are no changes in this object category from the previous fiscal year.)

Fixed Assets

(There are no changes in this object category from the previous fiscal year.)

FISCAL YEAR 2018-2019 REDUCTION IMPACTS TO BASE BUDGET

N/A

FISCAL YEAR 2018-2019 STATE/FEDERAL FUNDING SUMMARY

Revenue source is not currently at risk

FISCAL YEAR 2018-2019 REGULATORY COMPLIANCE SUMMARY

N/A

MAJOR POLICY CONSIDERATIONS BEING REQUESTED

N/A

COUNTY OF INYO

BUD002A - BUDGET REQUESTS

RUNDATE: 06/30/2018 TODAY'S DATE: 08/09/2018

FOR FISCAL YEARS: 07/01/2016 - 06/30/19

	YTD ACTUALS 06/30/2017	BOARD APPROVED 06/30/2018	WORKING BUDGET 06/30/2018	YTD ACTUALS 06/30/2018	DEPT REQUESTED 06/30/2019	CAO RECOMM 06/30/2019	BOARD APPROVED 06/30/2019
BUDGET UNIT: 150600 LONE PINE/DEATH VALLEY AIR-SP							
FUND: 1506 LONE PINE/DEATH VALLEY AIR-SPC							
REVENUES:							
4301 - INTEREST FROM TREASURY	\$106	\$25	\$25	\$188	\$100	\$100	\$0
REV USE OF MONEY & PROPERTY	\$106	\$25	\$25	\$188	\$100	\$100	\$0
4401 - STATE AID FOR AVIATION	\$10,000	\$10,000	\$10,000	\$10,000	\$10,000	\$10,000	\$0
AID FROM OTHER GOVT AGENCIES	\$10,000	\$10,000	\$10,000	\$10,000	\$10,000	\$10,000	\$0
TOTAL REVENUES:	<u>\$10,106</u>	<u>\$10,025</u>	<u>\$10,025</u>	<u>\$10,188</u>	<u>\$10,100</u>	<u>\$10,100</u>	<u>\$0</u>
EXPENSES:							
5001 - SALARIED EMPLOYEES	\$1,217	\$1,231	\$1,231	\$1,189	\$1,344	\$1,344	\$0
5021 - RETIREMENT & SOCIAL SECURITY	\$93	\$100	\$100	\$90	\$112	\$112	\$0
5022 - PERS RETIREMENT	\$324	\$205	\$205	\$198	\$226	\$226	\$0
5024 - RETIREMENT-UNFUNDED LIAB	\$0	\$183	\$183	\$183	\$228	\$228	\$0
5031 - MEDICAL INSURANCE	\$145	\$160	\$160	\$148	\$160	\$160	\$0
5032 - DISABILITY INSURANCE	\$10	\$12	\$12	\$11	\$15	\$15	\$0
5043 - OTHER BENEFITS	\$72	\$72	\$72	\$68	\$73	\$73	\$0
SALARIES & BENEFITS	\$1,863	\$1,963	\$1,963	\$1,889	\$2,158	\$2,158	\$0
5153 - FIRE & CASUALTY INSURANCE	\$1,475	\$1,625	\$1,625	\$1,475	\$1,625	\$1,625	\$0
5173 - MAINTENANCE OF EQUIPMENT-MATER	\$173	\$98	\$98	\$0	\$98	\$98	\$0
5199 - MAINT OF STRUCTURES-MATERIALS	\$0	\$1,890	\$1,890	\$0	\$1,778	\$1,778	\$0
5291 - OFFICE, SPACE & SITE RENTAL	\$3,362	\$3,700	\$3,700	\$3,487	\$3,700	\$3,700	\$0
5311 - GENERAL OPERATING EXPENSE	\$250	\$395	\$395	\$73	\$395	\$395	\$0
SERVICES & SUPPLIES	\$5,262	\$7,708	\$7,708	\$5,035	\$7,596	\$7,596	\$0
5121 - INTERNAL CHARGES	\$0	\$198	\$198	\$0	\$198	\$198	\$0
5124 - EXTERNAL CHARGES	\$48	\$120	\$120	\$85	\$120	\$120	\$0
5152 - WORKERS COMPENSATION	\$17	\$21	\$21	\$21	\$17	\$17	\$0
5155 - PUBLIC LIABILITY INSURANCE	\$13	\$15	\$15	\$15	\$15	\$15	\$0
INTERNAL CHARGES	\$79	\$354	\$354	\$121	\$350	\$350	\$0
TOTAL EXPENSES:	<u>\$7,204</u>	<u>\$10,025</u>	<u>\$10,025</u>	<u>\$7,046</u>	<u>\$10,104</u>	<u>\$10,104</u>	<u>\$0</u>
BUDGET UNIT: 150600 LONE PINE/DEATH VALLEY AIR-SP	\$2,901	\$0	\$0	\$3,142	(\$4)	(\$4)	\$0

LONE PINE LIGHTING

800201

DEPARTMENTAL FUNCTIONS

The Public Works Department administers the Lone Pine Lighting District, which is responsible for maintenance and utility costs for the lighting fixtures in the district. Funding for the Lone Pine Lighting District is provided primarily through secured and unsecured taxes.

MAJOR ACCOMPLISHMENTS IN FISCAL YEAR 2017-2018

- Continued administration and maintenance of the District

GOALS FOR FISCAL YEAR 2018-2019

- Administer District to ensure the lighting fixtures are maintained
- Replace lights as needed
- Replace and repair 2 damaged light poles in Lone Pine

DEPARTMENTAL BUDGET REQUEST FOR FISCAL YEAR 2018-2019

The Department's Fiscal Year 2018-2019 Requested Budget represents an overall increase of \$40,294 in expenditures, and an increase of \$1,620 in revenues, when compared to the Fiscal Year 2017-2018 Board Approved Budget. As a result, the Requested Net County Cost is increased by \$38,674.

This increase is based on the need to replace 2 damaged poles in Lone Pine.

Personnel Costs increased by \$49 compared to the Fiscal Year 2017-2018 Board Approved Budget, due to standard personnel increases.

Revenues

4021 (PRIOR YEAR SECURED TAXES) increased by \$400: based on actuals; **4023** (PRIOR YEAR UNSECURED TAXES) decreased by \$80: based on actuals; **4301** (INTEREST FROM TREASURY) increased by \$1,300: based on actuals.

Personnel

The Department's Requested Budget represents no change in the number of fulltime equivalent (FTE) positions that are supported by this budget.

There are no changes in FTE's

Services & Supplies

5191 (MAINTENANCE OF STRUCTURES) increased by \$21,000: Added cost to replace 2 damaged poles in Lone Pine and realistic cost for a third, if necessary; **5265** (PROFESSIONAL & SPECIAL SERVICE) increased by \$19,500: based on the need for a contractor to perform services to replace 2 damaged light poles in Lone Pine and a third, if necessary.

Support & Care of Persons

(There are no changes in this object category from the previous fiscal year.)

Fixed Assets

(There are no changes in this object category from the previous fiscal year.)

FISCAL YEAR 2018-2019 REDUCTION IMPACTS TO BASE BUDGET

N/A

FISCAL YEAR 2018-2019 STATE/FEDERAL FUNDING SUMMARY

N/A

FISCAL YEAR 2018-2019 REGULATORY COMPLIANCE SUMMARY

N/A

MAJOR POLICY CONSIDERATIONS BEING REQUESTED

N/A

COUNTY OF INYO

BUD002A - BUDGET REQUESTS

RUNDATE: 06/30/2018 TODAY'S DATE: 08/09/2018

FOR FISCAL YEARS: 07/01/2016 - 06/30/19

	YTD ACTUALS 06/30/2017	BOARD APPROVED 06/30/2018	WORKING BUDGET 06/30/2018	YTD ACTUALS 06/30/2018	DEPT REQUESTED 06/30/2019	CAO RECOMM 06/30/2019	BOARD APPROVED 06/30/2019
BUDGET UNIT: 800201 LONE PINE LIGHTING							
FUND: 8002 LONE PINE LIGHTING							
REVENUES:							
4001 - CURRENT SECURED TAXES	\$19,885	\$16,000	\$16,000	\$20,608	\$16,000	\$16,000	\$0
4004 - CURRENT UNSECURED TAXES	\$2,172	\$2,500	\$2,500	\$2,171	\$2,500	\$2,500	\$0
4008 - SB813 DISTRIBUTIONS	\$103	\$150	\$150	(\$260)	\$150	\$150	\$0
4021 - PRIOR YEAR SECURED TAXES	\$195	\$50	\$50	\$438	\$450	\$450	\$0
4023 - PRIOR YEAR UNSECURED TAXES	\$241	\$100	\$100	\$154	\$20	\$20	\$0
TAXES - PROPERTY	\$22,597	\$18,800	\$18,800	\$23,113	\$19,120	\$19,120	\$0
4301 - INTEREST FROM TREASURY	\$1,676	\$200	\$200	\$1,754	\$1,500	\$1,500	\$0
4303 - INTEREST ON TAX FUNDS	\$3	\$0	\$0	\$0	\$0	\$0	\$0
REV USE OF MONEY & PROPERTY	\$1,680	\$200	\$200	\$1,754	\$1,500	\$1,500	\$0
4472 - HOMEOWNERS PROPERTY TAX RELIEF	\$135	\$50	\$50	\$131	\$50	\$50	\$0
AID FROM OTHER GOVT AGENCIES	\$135	\$50	\$50	\$131	\$50	\$50	\$0
TOTAL REVENUES:	\$24,412	\$19,050	\$19,050	\$24,999	\$20,670	\$20,670	\$0
EXPENSES:							
5001 - SALARIED EMPLOYEES	\$531	\$537	\$537	\$518	\$553	\$553	\$0
5021 - RETIREMENT & SOCIAL SECURITY	\$42	\$47	\$47	\$41	\$50	\$50	\$0
5022 - PERS RETIREMENT	\$141	\$89	\$89	\$86	\$93	\$93	\$0
5024 - RETIREMENT-UNFUNDED LIAB	\$0	\$92	\$92	\$92	\$114	\$114	\$0
5031 - MEDICAL INSURANCE	\$5	\$7	\$7	\$6	\$8	\$8	\$0
5032 - DISABILITY INSURANCE	\$4	\$5	\$5	\$4	\$7	\$7	\$0
5043 - OTHER BENEFITS	\$72	\$72	\$72	\$68	\$73	\$73	\$0
SALARIES & BENEFITS	\$797	\$849	\$849	\$818	\$898	\$898	\$0
5191 - MAINTENANCE OF STRUCTURES	\$0	\$1,000	\$1,000	\$40	\$22,000	\$22,000	\$0
5265 - PROFESSIONAL & SPECIAL SERVICE	\$0	\$1,500	\$1,500	\$1,500	\$21,000	\$21,000	\$0
5311 - GENERAL OPERATING EXPENSE	\$100	\$100	\$100	\$100	\$100	\$100	\$0
5351 - UTILITIES	\$9,235	\$13,000	\$13,000	\$10,970	\$13,000	\$13,000	\$0
SERVICES & SUPPLIES	\$9,335	\$15,600	\$15,600	\$12,610	\$56,100	\$56,100	\$0
5124 - EXTERNAL CHARGES	\$0	\$1,500	\$1,500	\$1,414	\$5,000	\$5,000	\$0

COUNTY OF INYO

BUD002A - BUDGET REQUESTS

RUNDATE: 06/30/2018 TODAY'S DATE: 08/09/2018

FOR FISCAL YEARS: 07/01/2016 - 06/30/19

	YTD ACTUALS 06/30/2017	BOARD APPROVED 06/30/2018	WORKING BUDGET 06/30/2018	YTD ACTUALS 06/30/2018	DEPT REQUESTED 06/30/2019	CAO RECOMM 06/30/2019	BOARD APPROVED 06/30/2019
5152 - WORKERS COMPENSATION	\$8	\$9	\$9	\$0	\$8	\$8	\$0
5155 - PUBLIC LIABILITY INSURANCE	\$6	\$7	\$7	\$7	\$7	\$7	\$0
5315 - COUNTY COST PLAN	\$1,075	\$5,054	\$5,054	\$5,054	\$1,300	\$1,300	\$0
INTERNAL CHARGES	\$1,089	\$6,570	\$6,570	\$6,475	\$6,315	\$6,315	\$0
TOTAL EXPENSES:	\$11,221	\$23,019	\$23,019	\$19,904	\$63,313	\$63,313	\$0
BUDGET UNIT: 800201 LONE PINE LIGHTING	\$13,191	(\$3,969)	(\$3,969)	\$5,094	(\$42,643)	(\$42,643)	\$0

WATER SYSTEM - LONE PINE

152201

DEPARTMENTAL FUNCTIONS

The Public Works Department operates and maintains the Lone Pine, Independence and Laws town water systems through an Operation and Maintenance Contract with an outside contractor. There are currently 559 service connections in Lone Pine.

MAJOR ACCOMPLISHMENTS IN FISCAL YEAR 2017-2018

- Maintained and operated system
- Began rate analysis

GOALS FOR FISCAL YEAR 2018-2019

- Maintain and operate system
- Complete rate analysis
- Review operations

DEPARTMENTAL BUDGET REQUEST FOR FISCAL YEAR 2018-2019

The Department's Fiscal Year 2018-2019 Requested Budget represents an overall decrease of \$14,972 in expenditures, and a decrease of \$24,415 in revenues, when compared to the Fiscal Year 2017-2018 Board Approved Budget. As a result, the Requested Net County Cost is increased by \$9,443.

Last year was supported by a transfer in of about \$58,000. Exclusive of that transfer in, we have reduced Net County Cost by over \$14,000.

Personnel Costs increased by \$2,559 compared to the Fiscal Year 2017-2018 Board Approved Budget, due to shifts in Personnel FTE's.

Revenues

4301 (INTEREST FROM TREASURY) decreased by \$700: based on actuals; **4801** (WATER SERVICE) increased by \$35,000: increased based on expenditures and rate study; **4998** (OPERATING TRANSFERS IN) decreased by \$58,715: determined by budget team.

Personnel

The Department's Requested Budget represents a decrease in the number of fulltime equivalent (FTE) positions that are supported by this budget.

Due to recent vacancies the Public Works Department is looking into the possibility of a restructure

Services & Supplies

5122 (CELL PHONES) decreased by \$150: based on actuals; 5171 (MAINTENANCE OF EQUIPMENT) decreased by \$6,000: based on actuals; 5265 (PROFESSIONAL & SPECIAL SERVICE) decreased by \$5,801: based on actuals.

Support & Care of Persons

(There are no changes in this object category from the previous fiscal year.)

Fixed Assets

(There are no changes in this object category from the previous fiscal year.)

FISCAL YEAR 2018-2019 REDUCTION IMPACTS TO BASE BUDGET

N/A

FISCAL YEAR 2018-2019 STATE/FEDERAL FUNDING SUMMARY

N/A

FISCAL YEAR 2018-2019 REGULATORY COMPLIANCE SUMMARY

N/A

MAJOR POLICY CONSIDERATIONS BEING REQUESTED

Completion of rate analysis

COUNTY OF INYO

BUD002A - BUDGET REQUESTS

RUNDATE: 06/30/2018 TODAY'S DATE: 08/09/2018

FOR FISCAL YEARS: 07/01/2016 - 06/30/19

	YTD ACTUALS 06/30/2017	BOARD APPROVED 06/30/2018	WORKING BUDGET 06/30/2018	YTD ACTUALS 06/30/2018	DEPT REQUESTED 06/30/2019	CAO RECOMM 06/30/2019	BOARD APPROVED 06/30/2019
BUDGET UNIT: 152201 WATER SYSTEM - LONE PINE							
FUND: 1522 WATER SYSTEM - LONE PINE							
REVENUES:							
4301 - INTEREST FROM TREASURY	\$453	\$800	\$800	\$182	\$100	\$100	\$0
REV USE OF MONEY & PROPERTY	\$453	\$800	\$800	\$182	\$100	\$100	\$0
4801 - WATER SERVICE	\$214,250	\$222,000	\$222,000	\$227,653	\$257,000	\$257,000	\$0
CHARGES FOR CURRENT SERVICES	\$214,250	\$222,000	\$222,000	\$227,653	\$257,000	\$257,000	\$0
4998 - OPERATING TRANSFERS IN	\$0	\$58,715	\$58,715	\$58,715	\$0	\$0	\$0
OTHER FINANCING SOURCES	\$0	\$58,715	\$58,715	\$58,715	\$0	\$0	\$0
TOTAL REVENUES:	\$214,703	\$281,515	\$281,515	\$286,551	\$257,100	\$257,100	\$0
EXPENSES:							
5001 - SALARIED EMPLOYEES	\$54,368	\$54,436	\$54,436	\$51,919	\$55,159	\$55,159	\$0
5003 - OVERTIME	\$1,044	\$1,000	\$1,000	\$1,207	\$1,500	\$1,500	\$0
5021 - RETIREMENT & SOCIAL SECURITY	\$4,175	\$4,237	\$4,237	\$4,282	\$4,344	\$4,344	\$0
5022 - PERS RETIREMENT	\$18,450	\$9,115	\$9,115	\$8,734	\$9,240	\$9,240	\$0
5024 - RETIREMENT-UNFUNDED LIAB	\$0	\$6,226	\$6,226	\$6,226	\$7,741	\$7,741	\$0
5031 - MEDICAL INSURANCE	\$5,487	\$5,803	\$5,803	\$5,520	\$5,313	\$5,313	\$0
5032 - DISABILITY INSURANCE	\$481	\$554	\$554	\$530	\$563	\$563	\$0
5042 - SICK LEAVE BUY OUT	\$0	\$947	\$947	\$0	\$944	\$944	\$0
5043 - OTHER BENEFITS	\$0	\$0	\$0	\$0	\$73	\$73	\$0
5045 - COMPENSATED ABSENCE EXPENSE	\$446	\$0	\$0	\$0	\$0	\$0	\$0
SALARIES & BENEFITS	\$84,454	\$82,318	\$82,318	\$78,420	\$84,877	\$84,877	\$0
5112 - PERSONAL & SAFETY EQUIPMENT	\$0	\$100	\$100	\$0	\$100	\$100	\$0
5122 - CELL PHONES	\$578	\$650	\$650	\$393	\$500	\$500	\$0
5171 - MAINTENANCE OF EQUIPMENT	\$6,426	\$7,000	\$4,000	\$998	\$1,000	\$1,000	\$0
5173 - MAINTENANCE OF EQUIPMENT-MATER	\$3,706	\$6,750	\$6,750	\$5,710	\$6,750	\$6,750	\$0
5199 - MAINT OF STRUCTURES-MATERIALS	\$0	\$600	\$600	\$0	\$600	\$600	\$0
5265 - PROFESSIONAL & SPECIAL SERVICE	\$137,191	\$142,801	\$149,171	\$134,363	\$137,000	\$137,000	\$0
5291 - OFFICE, SPACE & SITE RENTAL	\$1,500	\$1,500	\$1,500	\$1,500	\$1,500	\$1,500	\$0
5301 - SMALL TOOLS & INSTRUMENTS	\$0	\$200	\$200	\$8	\$200	\$200	\$0
5311 - GENERAL OPERATING EXPENSE	\$5,265	\$6,565	\$6,889	\$6,708	\$6,565	\$6,565	\$0

COUNTY OF INYO

BUD002A - BUDGET REQUESTS

RUNDATE: 06/30/2018 TODAY'S DATE: 08/09/2018

FOR FISCAL YEARS: 07/01/2016 - 06/30/19

	YTD ACTUALS 06/30/2017	BOARD APPROVED 06/30/2018	WORKING BUDGET 06/30/2018	YTD ACTUALS 06/30/2018	DEPT REQUESTED 06/30/2019	CAO RECOMM 06/30/2019	BOARD APPROVED 06/30/2019
5351 - UTILITIES	\$1,147	\$0	\$0	\$0	\$0	\$0	\$0
SERVICES & SUPPLIES	\$155,815	\$166,166	\$169,860	\$149,683	\$154,215	\$154,215	\$0
5124 - EXTERNAL CHARGES	\$318	\$4,500	\$4,500	\$2,032	\$3,600	\$3,600	\$0
5129 - INTERNAL COPY CHARGES (NON-IS)	\$3	\$10	\$10	\$20	\$10	\$10	\$0
5152 - WORKERS COMPENSATION	\$771	\$925	\$925	\$924	\$866	\$866	\$0
5155 - PUBLIC LIABILITY INSURANCE	\$601	\$679	\$679	\$678	\$734	\$734	\$0
5315 - COUNTY COST PLAN	\$5,457	\$18,917	\$18,917	\$18,917	\$14,241	\$14,241	\$0
5333 - MOTOR POOL	\$16,004	\$8,000	\$8,000	\$8,252	\$8,000	\$8,000	\$0
INTERNAL CHARGES	\$23,156	\$33,031	\$33,031	\$30,827	\$27,451	\$27,451	\$0
5799 - DEPRECIATION	\$28,972	\$0	\$0	\$0	\$0	\$0	\$0
DEPRECIATION	\$28,972	\$0	\$0	\$0	\$0	\$0	\$0
TOTAL EXPENSES:	\$292,398	\$281,515	\$285,209	\$258,932	\$266,543	\$266,543	\$0
BUDGET UNIT: 152201 WATER SYSTEM - LONE PINE	(\$77,695)	\$0	(\$3,694)	\$27,618	(\$9,443)	(\$9,443)	\$0

MAINTENANCE-BUILDING & GROUNDS

011100

DEPARTMENTAL FUNCTIONS

Oversight of the Maintenance-Building and Grounds budget unit (011100) is provided by the Public Works Department and is intended to utilize a combination of General Fund and Non-General Fund revenue to support all facets of County government. Following is a partial list of services provided by Buildings and Grounds staff:

- o Maintain all County facilities
- o Provide maintenance services for the offices of the courts in Bishop and Independence
- o Provide Janitorial services and supplies for most County owned facilities and a portion of the County leased facilities
- o Maintain the grounds of the Independence campus, the Jail, Juvenile facility, Museum, Commander's House, Edwards' House, Water Department and South Street offices in Bishop and certain leased facilities.
- o Administer the contracts for Liquid Propane Gas (LPG) purchases for the County facilities.
- o Administer the contract for insect & pest control for designated County facilities.
- o Administer the contract for fire extinguisher servicing for all County facilities and vehicles.
- o Administer the contract for trash service for various County facilities.
- o Administer the contract for janitorial supplies for County facilities.
- o Administer the contract for Ansul hoods for Jail, Statham Hall, Bishop Seniors, and Airport Café.
- o Provide 24/7/365 support for all County facilities and personnel.

MAJOR ACCOMPLISHMENTS IN FISCAL YEAR 2017-2018

- Responded to 953 maintenance works orders as of 5/2/18
- Provided support to Tecopa/Shoshone Area
- Completed IS moisture barrier project

GOALS FOR FISCAL YEAR 2018-2019

- Maintain maintenance costs through completion of Deferred Maintenance Projects
- Continue refining CAMS as a facility maintenance tool

DEPARTMENTAL BUDGET REQUEST FOR FISCAL YEAR 2018-2019

The Department's Fiscal Year 2018-2019 Requested Budget represents an overall increase of \$73,612 in expenditures, and a decrease of \$23,822 in revenues, when compared to the Fiscal Year 2017-2018 Board Approved Budget. As a result, the Requested Net County Cost is increased by \$97,434.

Increased costs are due primarily to increases to refuse and janitorial supplies contracts, as well as inclusion of funds for unanticipated ADA/Workplace Safety improvements. Typically, the Deputy Risk Manager will need work completed on an ad hoc basis throughout the year related to ADA compliance, and now also Workplace Safety. In previous years, this has not been accounted for in any budget and necessitated reductions for necessary and planned maintenance activities. The increased ADA/Workplace Safety improvements may include items such as safety glass and counters, doors, and entry security for workplace safety improvements and concrete work, striping/signage, door hardware, plumbing hardware, and railings for ADA compliance work.

Personnel Costs increased by \$16 compared to the Fiscal Year 2017-2018 Board Approved Budget, due to standard increases in personnel costs.

Revenues

4821 (INTRA COUNTY CHARGES) decreased by \$8,440: based on estimated actuals; **4824** (INTER GOVERNMENT CHARGES) increased by \$1,618: based on estimated actuals; **4998** (OPERATING TRANSFERS IN) decreased by \$17,000: Done by Budget Team.

Personnel

The Department's Requested Budget represents no change in the number of fulltime equivalent (FTE) positions that are supported by this budget.

There are no changes in FTE's from FY 2017/2018

Services & Supplies

5112 (PERSONAL & SAFETY EQUIPMENT) decreased by \$500: based on need; **5122** (CELL PHONES) increased by \$482: based on actuals; **5171** (MAINTENANCE OF EQUIPMENT) decreased by \$425: based on needs for FY 2018-2019; **5184** (MAINTENANCE - SHERIFF) decreased by \$700: based on need; **5191** (MAINTENANCE OF STRUCTURES) increased by \$13,230: Increase due to inclusion of funds for unanticipated ADA/Workplace Safety Improvements; **5199** (MAINT OF STRUCTURES-MATERIALS) increased by \$17,359: Increase due to inclusion of funds for unanticipated ADA/Workplace Safety Improvements; **5265** (PROFESSIONAL & SPECIAL SERVICE) increased by \$25,621: Increase in refuse contract rates and increase in floor contract. Floor contract funded through savings from reduction of custodian staff in previous fiscal years; **5291** (OFFICE, SPACE & SITE RENTAL) increased by \$8,986: this is due to the increase for extra storage place at 162 Line Street; **5301** (SMALL TOOLS & INSTRUMENTS) increased by \$2,291: based on need; **5311** (GENERAL OPERATING EXPENSE) increased by \$10,017: based on the increase for the new janitorial supplies contract; **5351** (UTILITIES) decreased by \$18,722: based on actuals.

Support & Care of Persons

(There are no changes in this object category from the previous fiscal year.)

Fixed Assets

5650 (EQUIPMENT) increased by \$5,000: Storage container for Bishop. Necessary to reduce inefficiency in moving maintenance and janitorial supplies.

FISCAL YEAR 2018-2019 REDUCTION IMPACTS TO BASE BUDGET

N/A

FISCAL YEAR 2018-2019 STATE/FEDERAL FUNDING SUMMARY

N/A

FISCAL YEAR 2018-2019 REGULATORY COMPLIANCE SUMMARY

N/A

MAJOR POLICY CONSIDERATIONS BEING REQUESTED

N/A

COUNTY OF INYO

BUD002A - BUDGET REQUESTS

RUNDATE: 06/30/2018 TODAY'S DATE: 08/09/2018

FOR FISCAL YEARS: 07/01/2016 - 06/30/19

	YTD ACTUALS 06/30/2017	BOARD APPROVED 06/30/2018	WORKING BUDGET 06/30/2018	YTD ACTUALS 06/30/2018	DEPT REQUESTED 06/30/2019	CAO RECOMM 06/30/2019	BOARD APPROVED 06/30/2019
BUDGET UNIT: 011100 MAINTENANCE-BUILDING & GROUNDS							
FUND: 0001 GENERAL FUND							
REVENUES:							
4312 - LEASES	\$12	\$12	\$12	\$12	\$12	\$12	\$0
REV USE OF MONEY & PROPERTY	\$12	\$12	\$12	\$12	\$12	\$12	\$0
4821 - INTRA COUNTY CHARGES	\$169,650	\$162,000	\$162,000	\$142,871	\$153,560	\$153,560	\$0
4824 - INTER GOVERNMENT CHARGES	\$84,175	\$73,382	\$73,382	\$75,115	\$75,000	\$75,000	\$0
4825 - OTHER CURRENT CHARGES	\$32	\$0	\$0	\$0	\$0	\$0	\$0
CHARGES FOR CURRENT SERVICES	\$253,859	\$235,382	\$235,382	\$217,987	\$228,560	\$228,560	\$0
4998 - OPERATING TRANSFERS IN	\$17,000	\$17,000	\$17,000	\$17,000	\$0	\$17,000	\$0
OTHER FINANCING SOURCES	\$17,000	\$17,000	\$17,000	\$17,000	\$0	\$17,000	\$0
TOTAL REVENUES:	\$270,871	\$252,394	\$252,394	\$234,999	\$228,572	\$245,572	\$0
EXPENSES:							
5001 - SALARIED EMPLOYEES	\$348,053	\$361,554	\$339,195	\$303,560	\$343,571	\$343,571	\$0
5003 - OVERTIME	\$6,794	\$5,500	\$8,000	\$7,223	\$8,000	\$8,000	\$0
5004 - STANDBY TIME	\$14,521	\$15,000	\$19,000	\$18,617	\$20,000	\$20,000	\$0
5012 - PART TIME EMPLOYEES	\$12,643	\$17,573	\$27,000	\$23,902	\$19,042	\$19,042	\$0
5021 - RETIREMENT & SOCIAL SECURITY	\$28,796	\$29,848	\$29,848	\$27,039	\$28,429	\$28,429	\$0
5022 - PERS RETIREMENT	\$89,682	\$56,933	\$56,933	\$45,401	\$46,691	\$46,691	\$0
5024 - RETIREMENT-UNFUNDED LIAB	\$0	\$73,885	\$73,885	\$73,885	\$91,867	\$91,867	\$0
5031 - MEDICAL INSURANCE	\$83,440	\$86,088	\$86,088	\$75,871	\$94,697	\$94,697	\$0
5032 - DISABILITY INSURANCE	\$3,156	\$3,810	\$3,810	\$3,062	\$3,677	\$3,677	\$0
5042 - SICK LEAVE BUY OUT	\$2,078	\$3,311	\$3,311	\$2,278	\$2,285	\$2,285	\$0
5043 - OTHER BENEFITS	\$13,335	\$8,568	\$15,000	\$13,928	\$3,827	\$3,827	\$0
SALARIES & BENEFITS	\$602,502	\$662,070	\$662,070	\$594,769	\$662,086	\$662,086	\$0
5112 - PERSONAL & SAFETY EQUIPMENT	\$1,158	\$2,000	\$2,000	\$1,185	\$1,500	\$1,500	\$0
5122 - CELL PHONES	\$989	\$918	\$1,600	\$1,523	\$1,400	\$1,400	\$0
5171 - MAINTENANCE OF EQUIPMENT	\$14,314	\$9,925	\$10,904	\$8,646	\$9,500	\$9,500	\$0
5184 - MAINTENANCE - SHERIFF	\$9,382	\$17,700	\$12,000	\$10,691	\$17,000	\$17,000	\$0
5190 - MAINT BIG PINE LIBRARY	\$5,666	\$5,666	\$5,666	\$5,666	\$5,666	\$5,666	\$0
5191 - MAINTENANCE OF STRUCTURES	\$8,213	\$6,770	\$9,000	\$8,825	\$20,000	\$20,000	\$0

COUNTY OF INYO

BUD002A - BUDGET REQUESTS

RUNDATE: 06/30/2018 TODAY'S DATE: 08/09/2018

FOR FISCAL YEARS: 07/01/2016 - 06/30/19

	YTD ACTUALS 06/30/2017	BOARD APPROVED 06/30/2018	WORKING BUDGET 06/30/2018	YTD ACTUALS 06/30/2018	DEPT REQUESTED 06/30/2019	CAO RECOMM 06/30/2019	BOARD APPROVED 06/30/2019
5199 - MAINT OF STRUCTURES-MATERIALS	\$16,701	\$25,441	\$22,000	\$22,900	\$42,800	\$42,800	\$0
5263 - ADVERTISING	\$42	\$1,000	\$1,000	\$84	\$1,000	\$1,000	\$0
5265 - PROFESSIONAL & SPECIAL SERVICE	\$62,770	\$80,279	\$105,000	\$104,550	\$105,900	\$105,900	\$0
5281 - RENTS & LEASES-EQUIPMENT	\$150	\$225	\$225	\$173	\$225	\$225	\$0
5291 - OFFICE, SPACE & SITE RENTAL	\$77,191	\$79,850	\$87,042	\$87,311	\$88,836	\$88,836	\$0
5301 - SMALL TOOLS & INSTRUMENTS	\$1,978	\$2,709	\$3,500	\$3,527	\$5,000	\$5,000	\$0
5311 - GENERAL OPERATING EXPENSE	\$17,577	\$17,183	\$30,000	\$27,753	\$27,200	\$25,000	\$0
5331 - TRAVEL EXPENSE	\$1,406	\$1,272	\$1,272	\$1,132	\$1,272	\$1,272	\$0
5351 - UTILITIES	\$416,279	\$413,722	\$397,180	\$355,957	\$395,000	\$395,000	\$0
SERVICES & SUPPLIES	\$633,822	\$664,660	\$688,389	\$639,927	\$722,299	\$720,099	\$0
5123 - TECH REFRESH EXPENSE	\$4,553	\$3,757	\$3,757	\$3,757	\$2,421	\$2,421	\$0
5129 - INTERNAL COPY CHARGES (NON-IS)	\$752	\$602	\$1,200	\$1,198	\$946	\$946	\$0
5152 - WORKERS COMPENSATION	\$5,164	\$18,282	\$18,282	\$18,282	\$30,514	\$30,514	\$0
5155 - PUBLIC LIABILITY INSURANCE	\$4,030	\$4,704	\$4,704	\$4,704	\$4,421	\$4,421	\$0
5333 - MOTOR POOL	\$61,587	\$57,724	\$42,000	\$42,812	\$57,724	\$57,724	\$0
INTERNAL CHARGES	\$76,088	\$85,069	\$69,943	\$70,754	\$96,026	\$96,026	\$0
5561 - PRINCIPAL ON NOTES PAYABLE	\$65,577	\$66,235	\$66,235	\$66,234	\$66,899	\$66,899	\$0
DEBT SERVICE PRINCIPAL	\$65,577	\$66,235	\$66,235	\$66,234	\$66,899	\$66,899	\$0
5553 - INTEREST ON NOTES	\$8,523	\$7,866	\$7,866	\$7,865	\$7,202	\$7,202	\$0
DEBT SERVICE INTEREST	\$8,523	\$7,866	\$7,866	\$7,865	\$7,202	\$7,202	\$0
5650 - EQUIPMENT	\$0	\$0	\$0	\$0	\$5,000	\$5,000	\$0
FIXED ASSETS	\$0	\$0	\$0	\$0	\$5,000	\$5,000	\$0
TOTAL EXPENSES:	\$1,386,514	\$1,485,900	\$1,494,503	\$1,379,552	\$1,559,512	\$1,557,312	\$0
BUDGET UNIT: 011100 MAINTENANCE-BUILDING & GROUNDS	(\$1,115,643)	(\$1,233,506)	(\$1,242,109)	(\$1,144,552)	(\$1,330,940)	(\$1,311,740)	\$0

SHOSHONE AIRPORT - SPECIAL 150800

DEPARTMENTAL FUNCTIONS

This budget houses funds from the annual grant provided by the California Department of Transportation (Aviation Division). This funding is discretionary and is intended for operations and maintenance at General Aviation Airports.

MAJOR ACCOMPLISHMENTS IN FISCAL YEAR 2017-2018

- Maintained the airport at it's current level, including keeping all navigation aids in serviceable condition
- Received approval for the Aquisition and Development Grant from the California Division of Aeronautics (CDA) to improve the condition of the runway
- Completed the Shoshone Airport Runway 15-33 Pavement Crack Repair, Slurry Seal and Markings project

GOALS FOR FISCAL YEAR 2018-2019

- Continue to maintain the airport at it's current level including keeping all navigation aids in serviceable condition

DEPARTMENTAL BUDGET REQUEST FOR FISCAL YEAR 2018-2019

The Department's Fiscal Year 2018-2019 Requested Budget represents an overall decrease of \$197,502 in expenditures, and a decrease of \$179,770 in revenues, when compared to the Fiscal Year 2017-2018 Board Approved Budget. As a result, the Requested Net County Cost is decreased by \$17,732.

Personnel Costs increased by \$49 compared to the Fiscal Year 2017-2018 Board Approved Budget, due to standard personnel increases.

Revenues

4301 (INTEREST FROM TREASURY) increased by \$230: based on actuals; **4498** (STATE GRANTS) decreased by \$180,000: grant was received and job was completed in FY 2017-2018.

Personnel

The Department's Requested Budget represents no change in the number of fulltime equivalent (FTE) positions that are supported by this budget.

There is no change in FTE's

Services & Supplies

5153 (FIRE & CASUALTY INSURANCE) increased by \$175: based on estimated increase to insurance; **5351** (UTILITIES) increased by \$100: based on actuals.

Support & Care of Persons

(There are no changes in this object category from the previous fiscal year.)

Fixed Assets

5700 (CONSTRUCTION IN PROGRESS) decreased by \$175,000: grant was received and job was completed in FY 2017-2018 so there is not need for a construction contract.

FISCAL YEAR 2018-2019 REDUCTION IMPACTS TO BASE BUDGET

N/A

FISCAL YEAR 2018-2019 STATE/FEDERAL FUNDING SUMMARY

This funding is not currently at risk

FISCAL YEAR 2018-2019 REGULATORY COMPLIANCE SUMMARY

N/A

MAJOR POLICY CONSIDERATIONS BEING REQUESTED

N/A

COUNTY OF INYO

BUD002A - BUDGET REQUESTS

RUNDATE: 06/30/2018 TODAY'S DATE: 08/09/2018

FOR FISCAL YEARS: 07/01/2016 - 06/30/19

	YTD ACTUALS 06/30/2017	BOARD APPROVED 06/30/2018	WORKING BUDGET 06/30/2018	YTD ACTUALS 06/30/2018	DEPT REQUESTED 06/30/2019	CAO RECOMM 06/30/2019	BOARD APPROVED 06/30/2019
BUDGET UNIT: 150800 SHOSHONE AIRPORT - SPECIAL							
FUND: 1508 SHOSHONE AIRPORT SPEC AVIATION							
REVENUES:							
4301 - INTEREST FROM TREASURY	\$376	\$270	\$270	\$446	\$500	\$500	\$0
REV USE OF MONEY & PROPERTY	\$376	\$270	\$270	\$446	\$500	\$500	\$0
4401 - STATE AID FOR AVIATION	\$10,000	\$10,000	\$10,000	\$10,000	\$10,000	\$10,000	\$0
4498 - STATE GRANTS	\$0	\$180,000	\$83,794	\$0	\$0	\$0	\$0
AID FROM OTHER GOVT AGENCIES	\$10,000	\$190,000	\$93,794	\$10,000	\$10,000	\$10,000	\$0
TOTAL REVENUES:	<u>\$10,376</u>	<u>\$190,270</u>	<u>\$94,064</u>	<u>\$10,446</u>	<u>\$10,500</u>	<u>\$10,500</u>	<u>\$0</u>
EXPENSES:							
5001 - SALARIED EMPLOYEES	\$571	\$537	\$537	\$477	\$553	\$553	\$0
5021 - RETIREMENT & SOCIAL SECURITY	\$45	\$47	\$47	\$38	\$50	\$50	\$0
5022 - PERS RETIREMENT	\$144	\$89	\$89	\$82	\$93	\$93	\$0
5024 - RETIREMENT-UNFUNDED LIAB	\$0	\$92	\$92	\$92	\$114	\$114	\$0
5031 - MEDICAL INSURANCE	\$8	\$7	\$7	\$3	\$8	\$8	\$0
5032 - DISABILITY INSURANCE	\$4	\$5	\$5	\$4	\$7	\$7	\$0
5043 - OTHER BENEFITS	\$72	\$72	\$72	\$68	\$73	\$73	\$0
SALARIES & BENEFITS	\$847	\$849	\$849	\$768	\$898	\$898	\$0
5153 - FIRE & CASUALTY INSURANCE	\$295	\$325	\$325	\$295	\$500	\$500	\$0
5311 - GENERAL OPERATING EXPENSE	\$0	\$301	\$901	\$666	\$301	\$301	\$0
5331 - TRAVEL EXPENSE	\$0	\$0	\$1,300	\$1,208	\$0	\$0	\$0
5351 - UTILITIES	\$285	\$400	\$400	\$288	\$500	\$500	\$0
SERVICES & SUPPLIES	\$580	\$1,026	\$2,926	\$2,458	\$1,301	\$1,301	\$0
5124 - EXTERNAL CHARGES	\$1,611	\$25,000	\$24,450	\$22,469	\$2,000	\$2,000	\$0
5152 - WORKERS COMPENSATION	\$8	\$9	\$9	\$9	\$8	\$8	\$0
5155 - PUBLIC LIABILITY INSURANCE	\$6	\$7	\$7	\$7	\$6	\$6	\$0
5315 - COUNTY COST PLAN	\$0	\$2,606	\$2,606	\$2,606	\$2,782	\$2,782	\$0
INTERNAL CHARGES	\$1,625	\$27,622	\$27,072	\$25,091	\$4,796	\$4,796	\$0
5700 - CONSTRUCTION IN PROGRESS	\$0	\$175,000	\$83,279	\$79,114	\$0	\$0	\$0
FIXED ASSETS	\$0	\$175,000	\$83,279	\$79,114	\$0	\$0	\$0

COUNTY OF INYO

BUD002A - BUDGET REQUESTS

RUNDATE: 06/30/2018 TODAY'S DATE: 08/09/2018

FOR FISCAL YEARS: 07/01/2016 - 06/30/19

	YTD ACTUALS 06/30/2017	BOARD APPROVED 06/30/2018	WORKING BUDGET 06/30/2018	YTD ACTUALS 06/30/2018	DEPT REQUESTED 06/30/2019	CAO RECOMM 06/30/2019	BOARD APPROVED 06/30/2019
TOTAL EXPENSES:	\$3,053	\$204,497	\$114,126	\$107,432	\$6,995	\$6,995	\$0
BUDGET UNIT: 150800 SHOSHONE AIRPORT - SPECIAL	\$7,322	(\$14,227)	(\$20,062)	(\$96,986)	\$3,505	\$3,505	\$0

TRANSPORTATION & PLANNING TRST

504605

DEPARTMENTAL FUNCTIONS

The Inyo County Local Transportation Commission (ICLTC) is authorized to act as the lead transportation planning and administrative agency for transportation projects and programs in Inyo County. It is intended that the coordinated efforts of City, County and State level representatives and their technical staff, through the ICLTC, will implement appropriate solutions to address overall County transportation needs.

The primary duties of ICLTC consist of the following: 1) Administration of Transportation Development Act (TDA) funds, 2) Development and implementation of the Inyo County Regional Transportation Plan (RTP), 3) Preparation and implementation of the annual Overall Work Program (OWP), 4) Review and comment on the State Transportation Improvement Program (STIP), 5) Preparation of the Regional Transportation Improvement Program (RTIP), in collaboration with Caltrans, and submitted for adoption by the California Transportation Commission (CTC) and 6) To review and prioritize grant application for various funding programs.

The Executive Director is responsible for the general administration of ICLTC activities. The ICLTC Secretary is appointed by the Executive Director to maintain records, including meeting minutes and project files and to assist staff in preparation and dissemination of public notices, agendas, agenda packets and other official business. Technical Staff: Technical (engineering, legal and planning) staffing services for the ICLTC are provided by Inyo County and the City of Bishop as needed.

The Local Transportation Commission is responsible for administering and coordinating the transportation planning concerns within Inyo County. The LTC coordinates with other local agencies and the public to identify or address concerns with the transportation system. The annual objectives of the LTC are documented in the adopted Overall Work Program which identifies the work elements to be accomplished and the respective contributions in moneys and staff time allocated to complete each work element.

MAJOR ACCOMPLISHMENTS IN FISCAL YEAR 2017-2018

- Triennial Performance Audit of the Eastern Sierra Transit Authority
- Update of 1/3 of County streets and roads as part of Pavement Maintenance Program
- Monitoring of combined-use routes part of the 'Adventure Trails'
- Funding of a Stormwater Master Plan completed by the City of Bishop
- Development and approval of the 2018 Regional Transportation Improvement Program

GOALS FOR FISCAL YEAR 2018-2019

- Development and submittal of Active Transportation Program grants
- Update the Regional Transportation Plan
- Pavement Management Program update
- USFS road jurisdiction NEPA State Parks grant
- Complete performance audits of the LTC and ESAAA

DEPARTMENTAL BUDGET REQUEST FOR FISCAL YEAR 2018-2019

The Department's Fiscal Year 2018-2019 Requested Budget represents an overall increase of \$49,974 in expenditures, and an increase of \$177,816 in revenues, when compared to the Fiscal Year 2017-2018 Board Approved Budget. As a result, the Requested Net County Cost is decreased by \$127,842.

Revenues have been adjusted to reflect required tasks. Though it appears expenditures will exceed revenues, there will be no net County cost since the LTC is able to use State Other (4499) PPM revenues that can be carried over for three years. PPM funds from FY 2016-2017 (\$200,000), FY 2017-2018 (\$200,000) can be expended in FY 2018-2019. Expenditures have increased because 1) the requirement to complete an update of the Regional Transportation Plan (\$45,135) and 2) work related to the completion of performance audits of the LTC and ESAAA (\$26,382).

Personnel Costs increased by \$2,180 compared to the Fiscal Year 2017-2018 Board Approved Budget, due to standard personnel increases in salary.

Revenues

4061 (LOCAL TRANSPORTATION TAX) increased by \$26,833: Based on the need to fund two performance audits. These updates are completed on a three-year cycle; **4479** (STATE SUBVENTIONS) increased by \$57,500: A maximum of 25% of the yearly Rural Planning Assistance state subvention can be carried over to the next fiscal year. It is estimated that the LTC will carry over the maximum amount in FY 2018-2019 due to delays in the initiation of a State Parks Road Jurisdiction NEPA grant; **4499** (STATE OTHER) increased by \$100,000: It was assumed that these funds would be reimbursable. Caltrans has enabled these funds to still be paid up front and there is \$100,000 programmed in FY 2018-2019; **4599** (OTHER AGENCIES) decreased by \$6,517: The other agency contribution was related to the funding of the Triennial Performance Audit of the Eastern Sierra Transit Authority and the receipt of funds from Mono County. This will not be required again until FY 2020-2021.

Personnel

The Department's Requested Budget represents no change in the number of fulltime equivalent (FTE) positions that are supported by this budget.

There will be no change in FTEs.

Services & Supplies

5265 (PROFESSIONAL & SPECIAL SERVICE) increased by \$78,785: This amount is primarily related to the contracts to 1) update the Regional Transportation Plan (\$45,135) and 2) to complete Triennial Performance Audits of the LTC and ESAAA (\$26,382); **5311** (GENERAL OPERATING EXPENSE) decreased by \$100: To be continued at previous levels; **5331** (TRAVEL EXPENSE) increased by \$40: based on travel needs.

Support & Care of Persons

(There are no changes in this object category from the previous fiscal year.)

Fixed Assets

5650 (EQUIPMENT) decreased by \$5,000: Based on split cost with Road Department for the purchase of a drone.

FISCAL YEAR 2018-2019 REDUCTION IMPACTS TO BASE BUDGET

When State Other (4499) funds earned from FY 2016-2017 (\$200,000) and FY 2017-2018 (\$200,000) are included, there will be no impact to the the base budget. These State Other funds can be carried over for three fiscal years. In FY 2017-2018, the LTC invoiced for FY 2015-2016 funds.

FISCAL YEAR 2018-2019 STATE/FEDERAL FUNDING SUMMARY

The TDA Administrative funds (4061) are derived from 1/4% of the County's total sales tax revenue on a monthly basis. The State Subvention or Rural Planning Assistance funds (4479) are provided on a reimbursable basis from Caltrans and are billed quarterly. The State Other or PPM funds (4499) are programmed as a part of the State Transportation Improvement Program (STIP). It is estimated that at the end of FY 2017-2018, all PPM funds from FY 2015-2016 will be invoiced. This will leave the entire PPM allocations from FY 2016-2017 and FY 2017-2018 available for expenditure by the LTC. The ICLTC is required to approve an Overall Work Program that serves as a scope of work for all of the above funding sources.

FISCAL YEAR 2018-2019 REGULATORY COMPLIANCE SUMMARY

The LTC receives an annual Fiscal Compliance Audit in order to receive TDA funds. TDA administrative funds (4061) will be used to complete this task. The ICLTC will also use these funds to complete performance audits of both ESAAA and the LTC. The LTC is required to approve an Overall Work Program to serve as a scope of work for State Subvention funds in particular. The LTC uses the Overall Work Program as a scope of work for all funding sources. The LTC is required to complete an update to its Regional Transportation Plan every four years. As a result of this, the County is only required to complete updates to its Housing Element every eight years (instead of four).

MAJOR POLICY CONSIDERATIONS BEING REQUESTED

There are no major policy changes proposed.

COUNTY OF INYO

BUD002A - BUDGET REQUESTS

RUNDATE: 06/30/2018 TODAY'S DATE: 08/09/2018

FOR FISCAL YEARS: 07/01/2016 - 06/30/19

	YTD ACTUALS 06/30/2017	BOARD APPROVED 06/30/2018	WORKING BUDGET 06/30/2018	YTD ACTUALS 06/30/2018	DEPT REQUESTED 06/30/2019	CAO RECOMM 06/30/2019	BOARD APPROVED 06/30/2019
BUDGET UNIT: 504605 TRANSPORTATION & PLANNING TRST							
FUND: 5440 TRANSPORTATION & PLANNING TRST							
REVENUES:							
4061 - LOCAL TRANSPORTATION TAX	\$46,189	\$36,245	\$36,245	\$37,807	\$63,078	\$63,078	\$0
TAXES - SALES	\$46,189	\$36,245	\$36,245	\$37,807	\$63,078	\$63,078	\$0
4301 - INTEREST FROM TREASURY	\$4,936	\$1,300	\$1,300	\$4,772	\$1,300	\$1,300	\$0
REV USE OF MONEY & PROPERTY	\$4,936	\$1,300	\$1,300	\$4,772	\$1,300	\$1,300	\$0
4479 - STATE SUBVENTIONS	\$212,082	\$230,000	\$230,000	\$188,122	\$287,500	\$287,500	\$0
4498 - STATE GRANTS	\$57,507	\$0	\$0	\$0	\$0	\$0	\$0
4499 - STATE OTHER	\$200,000	\$0	\$0	\$200,000	\$100,000	\$100,000	\$0
4599 - OTHER AGENCIES	\$0	\$6,517	\$6,517	\$0	\$0	\$0	\$0
AID FROM OTHER GOVT AGENCIES	\$469,589	\$236,517	\$236,517	\$388,122	\$387,500	\$387,500	\$0
TOTAL REVENUES:	\$520,714	\$274,062	\$274,062	\$430,703	\$451,878	\$451,878	\$0
EXPENSES:							
5001 - SALARIED EMPLOYEES	\$145,770	\$146,753	\$144,725	\$134,544	\$144,106	\$144,106	\$0
5021 - RETIREMENT & SOCIAL SECURITY	\$10,684	\$11,079	\$10,500	\$10,093	\$11,157	\$11,157	\$0
5022 - PERS RETIREMENT	\$38,691	\$24,556	\$24,556	\$22,165	\$21,610	\$21,610	\$0
5024 - RETIREMENT-UNFUNDED LIAB	\$0	\$17,853	\$17,853	\$17,853	\$22,198	\$22,198	\$0
5025 - RETIREE HEALTH BENEFITS	\$4,126	\$4,367	\$4,367	\$4,197	\$4,273	\$4,273	\$0
5031 - MEDICAL INSURANCE	\$25,747	\$26,009	\$26,009	\$22,265	\$26,814	\$26,814	\$0
5032 - DISABILITY INSURANCE	\$1,215	\$1,408	\$1,408	\$1,203	\$1,412	\$1,412	\$0
5042 - SICK LEAVE BUY OUT	\$1,517	\$0	\$1,547	\$1,547	\$1,548	\$1,548	\$0
5043 - OTHER BENEFITS	\$564	\$1,440	\$2,500	\$2,515	\$2,527	\$2,527	\$0
SALARIES & BENEFITS	\$228,318	\$233,465	\$233,465	\$216,384	\$235,645	\$235,645	\$0
5232 - OFFICE & OTHER EQUIP < \$5,000	\$2,311	\$3,700	\$6,400	\$4,886	\$3,700	\$3,700	\$0
5263 - ADVERTISING	\$155	\$1,200	\$500	\$77	\$1,200	\$1,200	\$0
5265 - PROFESSIONAL & SPECIAL SERVICE	\$61,776	\$139,332	\$136,664	\$75,827	\$218,117	\$218,117	\$0
5311 - GENERAL OPERATING EXPENSE	\$2,453	\$2,980	\$3,680	\$3,161	\$2,880	\$2,880	\$0
5331 - TRAVEL EXPENSE	\$7,512	\$4,060	\$4,060	\$3,087	\$4,100	\$4,100	\$0
SERVICES & SUPPLIES	\$74,209	\$151,272	\$151,304	\$87,041	\$229,997	\$229,997	\$0

COUNTY OF INYO

BUD002A - BUDGET REQUESTS

RUNDATE: 06/30/2018 TODAY'S DATE: 08/09/2018

FOR FISCAL YEARS: 07/01/2016 - 06/30/19

	YTD ACTUALS 06/30/2017	BOARD APPROVED 06/30/2018	WORKING BUDGET 06/30/2018	YTD ACTUALS 06/30/2018	DEPT REQUESTED 06/30/2019	CAO RECOMM 06/30/2019	BOARD APPROVED 06/30/2019
5123 - TECH REFRESH EXPENSE	\$566	\$1,878	\$1,878	\$1,878	\$1,897	\$1,897	\$0
5124 - EXTERNAL CHARGES	\$17,314	\$37,281	\$37,281	\$6,651	\$36,500	\$36,500	\$0
5129 - INTERNAL COPY CHARGES (NON-IS)	\$992	\$624	\$624	\$890	\$600	\$600	\$0
5152 - WORKERS COMPENSATION	\$2,074	\$2,452	\$2,452	\$2,451	\$2,032	\$2,032	\$0
5155 - PUBLIC LIABILITY INSURANCE	\$1,618	\$1,799	\$1,799	\$1,799	\$1,724	\$1,724	\$0
5315 - COUNTY COST PLAN	\$10,679	\$18,671	\$18,671	\$18,671	\$4,021	\$4,021	\$0
5333 - MOTOR POOL	\$0	\$1,620	\$1,620	\$1,201	\$1,620	\$1,620	\$0
INTERNAL CHARGES	\$33,244	\$64,325	\$64,325	\$33,544	\$48,394	\$48,394	\$0
5539 - OTHER AGENCY CONTRIBUTIONS	\$125,595	\$10,000	\$10,000	\$0	\$0	\$0	\$0
OTHER CHARGES	\$125,595	\$10,000	\$10,000	\$0	\$0	\$0	\$0
5650 - EQUIPMENT	\$0	\$15,000	\$15,000	\$0	\$10,000	\$10,000	\$0
FIXED ASSETS	\$0	\$15,000	\$15,000	\$0	\$10,000	\$10,000	\$0
TOTAL EXPENSES:	\$461,366	\$474,062	\$474,094	\$336,970	\$524,036	\$524,036	\$0
BUDGET UNIT: 504605 TRANSPORTATION & PLANNING TRST	\$59,348	(\$200,000)	(\$200,032)	\$93,732	(\$72,158)	(\$72,158)	\$0

ASSESSOR

010600

DEPARTMENTAL FUNCTIONS

County Assessors are governed by the California Constitution, the laws passed by the State Legislature, and the rules adopted by the California State Board of Equalization. The Assessor's office is statutorily required to discover, inventory and value (appraise) all real and personal property within the County of Inyo. The Assessor uses this information each year to produce the secured, unsecured and supplemental rolls, which are forwarded to the Auditor-Controller. Throughout the year the Assessor works closely with taxpayers to file exemption/exclusion applications, complete business property tax statements, record changes in ownership, and satisfy public requests for documentation. Additionally, the Assessor's office creates and maintains parcel maps for all real property, and tracks and updates property ownership for all property in the County of Inyo as statutorily required.

MAJOR ACCOMPLISHMENTS IN FISCAL YEAR 2017-2018

- Continued efforts towards converting to the new Property Tax Management System (TR).
- On going web based training for staff.
- Made several public outreach appearances for the purposes of educating the taxpayers in Property Tax Law.
- Filled all authorized positions with qualified individuals.

GOALS FOR FISCAL YEAR 2018-2019

- Complete the Property Tax System conversion.
- Inventory and value the development of the Oasis project in Death Valley.
- Reestablish the property tax audit program.
- Continue to train staff using both internal and external resources.

DEPARTMENTAL BUDGET REQUEST FOR FISCAL YEAR 2018-2019

The Department's Fiscal Year 2018-2019 Requested Budget represents an overall increase of \$46,365 in expenditures, and a decrease of \$68,650 in revenues, when compared to the Fiscal Year 2017-2018 Board Approved Budget. As a result, the Requested Net County Cost is increased by \$115,015.

Personnel Costs increased by \$103,494 compared to the Fiscal Year 2017-2018 Board Approved Budget, due to cost of living increases and merit step advancements and requested changes in Personnel.

Revenues

4998 (OPERATING TRANSFERS IN) decreased by \$68,900: due to the removal of geothermal royalties to offset the cost of an appeal from Coso Geothermal; **4922** (SALES OF COPIES) decreased by \$100: due to a decrease in requests for copies in 2017/2018 FY; **4924** (SALES OF MAILING LISTS) increased by \$50: due to an increase in requests for mailing lists in 2017/2018 FY; **4959** (MISCELLANEOUS REVENUE) increased by \$300: due to an increase in work requests.

Personnel

The Department's Requested Budget represents an increase in the number of fulltime equivalent (FTE) positions that are supported by this budget.

The Assessors Office is requesting to increase the current BPAR Office Technician to a Full Time Office Technician and is also requesting to change one of the Appraiser I positions to an Auditor-Appraiser position. Additionally, there is a request to increase the funds in the part-time employee object code to facilitate the Office in bringing back a former employee to assist with property tax rolls in Spring.

Services & Supplies

5232 (OFFICE & OTHER EQUIP < \$5,000) decreased by \$1,000: due to the anticipated purchase of a new color printer; **5311** (GENERAL OPERATING EXPENSE) increased by \$1,500: due to increase in various required subscription/registration costs as well as an increase in cost of supplies and training for multiple new employees; **5331** (TRAVEL EXPENSE) increased by \$8,906: due to special new construction projects, multiple audits and required training courses for multiple new employees.

Support & Care of Persons

(There are no changes in this object category from the previous fiscal year.)

Fixed Assets

(There are no changes in this object category from the previous fiscal year.)

FISCAL YEAR 2018-2019 REDUCTION IMPACTS TO BASE BUDGET

The 2017-2018 budget contained a contingency amount of \$65,000 to cover a potential geothermal appeal. Removing this item from the 2018-2019 budget allows the Assessor to stay within the budget parameters. The amount being requested for the 2018-2019 budget allows the Assessor to endeavor to comply with the mandates set forth in the California Constitution, the California Revenue & Taxation Code, and Ordinances established by the County of Inyo. E.g., process exemptions and exclusions, business property tax statements, changes in ownerships, and construction permits; perform business audits, and appraiser field work; create and maintain parcel maps, lot line adjustments, and parcel combinations & splits; discover property for assessment purposes; defend values in appeal cases; produce the secured, unsecured, and supplemental assessment rolls; comply with public records requests; satisfy BOE mandated annual CPE requirements; complete the property tax system conversion (TR); satisfy BOE reporting.

FISCAL YEAR 2018-2019 STATE/FEDERAL FUNDING SUMMARY

N/A

FISCAL YEAR 2018-2019 REGULATORY COMPLIANCE SUMMARY

N/A

MAJOR POLICY CONSIDERATIONS BEING REQUESTED

None at this time.

COUNTY OF INYO

BUD002A - BUDGET REQUESTS

RUNDATE: 06/30/2018 TODAY'S DATE: 08/09/2018

FOR FISCAL YEARS: 07/01/2016 - 06/30/19

	YTD ACTUALS 06/30/2017	BOARD APPROVED 06/30/2018	WORKING BUDGET 06/30/2018	YTD ACTUALS 06/30/2018	DEPT REQUESTED 06/30/2019	CAO RECOMM 06/30/2019	BOARD APPROVED 06/30/2019
BUDGET UNIT: 010600 ASSESSOR							
FUND: 0001 GENERAL FUND							
REVENUES:							
4998 - OPERATING TRANSFERS IN	\$3,900	\$68,900	\$68,900	\$3,900	\$0	\$77,000	\$0
OTHER FINANCING SOURCES	\$3,900	\$68,900	\$68,900	\$3,900	\$0	\$77,000	\$0
4922 - SALES OF COPIES	\$741	\$200	\$4	\$30	\$100	\$100	\$0
4924 - SALES OF MAILING LISTS	\$40	\$50	\$76	\$870	\$100	\$100	\$0
4959 - MISCELLANEOUS REVENUE	\$9,070	\$4,000	\$7,838	\$8,022	\$4,300	\$6,000	\$0
OTHER REVENUE	\$9,852	\$4,250	\$7,918	\$8,922	\$4,500	\$6,200	\$0
TOTAL REVENUES:	\$13,752	\$73,150	\$76,818	\$12,822	\$4,500	\$83,200	\$0
EXPENSES:							
5001 - SALARIED EMPLOYEES	\$440,274	\$514,592	\$514,592	\$427,188	\$592,765	\$673,328	\$0
5003 - OVERTIME	\$5,433	\$10,000	\$10,000	\$7,415	\$5,000	\$5,000	\$0
5005 - HOLIDAY OVERTIME	\$93	\$0	\$0	\$0	\$0	\$0	\$0
5012 - PART TIME EMPLOYEES	\$20,867	\$28,859	\$28,859	\$20,974	\$25,000	\$25,000	\$0
5021 - RETIREMENT & SOCIAL SECURITY	\$36,795	\$42,815	\$42,815	\$36,526	\$48,506	\$54,723	\$0
5022 - PERS RETIREMENT	\$99,691	\$62,086	\$62,086	\$52,266	\$70,621	\$78,397	\$0
5024 - RETIREMENT-UNFUNDED LIAB	\$0	\$64,088	\$64,088	\$64,088	\$79,686	\$79,686	\$0
5031 - MEDICAL INSURANCE	\$48,101	\$83,734	\$67,961	\$44,414	\$67,479	\$85,264	\$0
5032 - DISABILITY INSURANCE	\$3,145	\$4,364	\$4,364	\$3,330	\$6,280	\$7,083	\$0
5042 - SICK LEAVE BUY OUT	\$3,545	\$2,227	\$0	\$0	\$1,222	\$1,222	\$0
5043 - OTHER BENEFITS	\$17,149	\$13,994	\$31,994	\$25,067	\$33,694	\$33,694	\$0
SALARIES & BENEFITS	\$675,097	\$826,759	\$826,759	\$681,272	\$930,253	\$1,043,397	\$0
5232 - OFFICE & OTHER EQUIP < \$5,000	\$7,740	\$3,000	\$2,743	\$2,742	\$2,000	\$2,000	\$0
5265 - PROFESSIONAL & SPECIAL SERVICE	\$0	\$0	\$300	\$249	\$0	\$0	\$0
5311 - GENERAL OPERATING EXPENSE	\$10,609	\$8,500	\$13,800	\$13,029	\$10,000	\$10,000	\$0
5331 - TRAVEL EXPENSE	\$3,390	\$6,500	\$3,599	\$2,633	\$15,406	\$10,000	\$0
SERVICES & SUPPLIES	\$21,739	\$18,000	\$20,442	\$18,655	\$27,406	\$22,000	\$0
5123 - TECH REFRESH EXPENSE	\$5,660	\$9,934	\$9,934	\$9,934	\$7,507	\$7,507	\$0
5128 - INTERNAL SHREDDING CHARGES	\$345	\$360	\$360	\$360	\$360	\$360	\$0
5129 - INTERNAL COPY CHARGES (NON-IS)	\$589	\$493	\$493	\$568	\$621	\$621	\$0

COUNTY OF INYO

BUD002A - BUDGET REQUESTS

RUNDATE: 06/30/2018 TODAY'S DATE: 08/09/2018

FOR FISCAL YEARS: 07/01/2016 - 06/30/19

	YTD ACTUALS 06/30/2017	BOARD APPROVED 06/30/2018	WORKING BUDGET 06/30/2018	YTD ACTUALS 06/30/2018	DEPT REQUESTED 06/30/2019	CAO RECOMM 06/30/2019	BOARD APPROVED 06/30/2019
5152 - WORKERS COMPENSATION	\$6,675	\$8,016	\$8,016	\$8,016	\$6,696	\$6,696	\$0
5155 - PUBLIC LIABILITY INSURANCE	\$5,211	\$5,809	\$5,809	\$5,809	\$5,609	\$5,609	\$0
5333 - MOTOR POOL	\$4,510	\$6,803	\$6,803	\$4,760	\$9,087	\$9,087	\$0
INTERNAL CHARGES	\$22,991	\$31,415	\$31,415	\$29,448	\$29,880	\$29,880	\$0
5901 - CONTINGENCIES	\$0	\$65,000	\$65,000	\$0	\$0	\$65,000	\$0
RESERVES	\$0	\$65,000	\$65,000	\$0	\$0	\$65,000	\$0
TOTAL EXPENSES:	<u>\$719,827</u>	<u>\$941,174</u>	<u>\$943,616</u>	<u>\$729,376</u>	<u>\$987,539</u>	<u>\$1,160,277</u>	<u>\$0</u>
BUDGET UNIT: 010600 ASSESSOR	(\$706,075)	(\$868,024)	(\$866,798)	(\$716,554)	(\$983,039)	(\$1,077,077)	\$0

AGRICULTURAL COMM / SEALER

023300

DEPARTMENTAL FUNCTIONS

The Inyo and Mono Counties Agricultural Commissioner's Office promotes and protects the local agriculture industry, protects the environment, protects human health, and promotes equity and confidence in the marketplace. Core programs include Pest Exclusion, Pest Detection, Pest Management and Eradication, Pesticide Use Enforcement, Fruit and Vegetable Quality Control, Organic Food Certification and Enforcement, Egg Quality Control, Direct Marketing (Farmer's Market) Enforcement, Nursery Inspection, Seed Inspection, Apiary Inspection, Crop Statistics, Sustainable Agriculture, and all Weights & Measures Enforcement and Inspections. Additionally, this department administers the Eastern Sierra Weed Management Area and Owens Valley Mosquito Abatement Program, and provides mosquito control on contract to Mammoth Lakes Mosquito Abatement District. The Inyo County Commercial Cannabis Permit Office is administered under the Agricultural Commissioner's Office as well.

MAJOR ACCOMPLISHMENTS IN FISCAL YEAR 2017-2018

- Participated in development of commercial cannabis regulations.
- Rolled out the application process for commercial cannabis business permits.
- Negotiated sponsorship of two training programs conducted in Inyo and Mono Counties for 150 pesticide applicators.
- With the steadfast support of the CAO, obtained a new heavy capacity weight truck to ensure department CARB compliance.

GOALS FOR FISCAL YEAR 2018-2019

- Continue to work toward full implementation of commercial cannabis licensing as well as building staffing for this program.
- Respond quickly and effectively to ever-evolving issues as well as complaints from the public.
- Maintain 100% rate of inspection for all weighing and measuring devices.
- Provide excellent customer service to the citizens of Inyo and Mono Counties.

DEPARTMENTAL BUDGET REQUEST FOR FISCAL YEAR 2018-2019

The Department's Fiscal Year 2018-2019 Requested Budget represents an overall increase of \$14,746 in expenditures, and a decrease of \$12,298 in revenues, when compared to the Fiscal Year 2017-2018 Board Approved Budget. As a result, the Requested Net County Cost is increased by \$27,044.

Expenditure increases occurred in salaries as a result of step increases and salary negotiations. The only other significant expense increase was for motorpool, which takes into account increased vehicle costs mostly associated with the new heavy capacity testing truck.

The only significant change to revenues was a decrease in anticipated gas tax revenue. This decrease was based on projections that hours spent on agriculture programs will be similar to those that resulted in lower than expected actuals in FY 17/18. Therefore, we expect gas tax to remain the same as FY 17/18 absent other statewide

circumstances such as SB1 funds coming in or changes to Ag Department activities in other counties.

Personnel Costs increased by \$59,192 compared to the Fiscal Year 2017-2018 Board Approved Budget, due to shifting of staff into other budget units and increased staffing.

Revenues

4135 (FEES FOR CONTINUING EDUCATION) increased by \$200: This represents the anticipated fees to be paid by Farm Bureau to assist with our Spray Safe event; **4186** (DEVICE REPAIRMAN LICENSE) increased by \$255: This object code was adjusted to reflect new estimates; **4463** (UNREFUNDED GAS TAX) decreased by \$16,000: This decrease is based on our projection that gas tax revenues will be similar to FY 17/18 actuals; **4499** (STATE OTHER) increased by \$793: This object code was adjusted to reflect new estimates; **4561** (AID FROM MONO COUNTY) increased by \$176: This object code was adjusted to reflect new estimates; **4663** (PEST MILL REFUND) increased by \$2,500: Inyo and Mono Counties receive the small county minimum from CDPR. This was set at \$80,000 in FY 17/18 and is expected to remain the same for FY 18/19; **4664** (NURSERY) decreased by \$264: This object code was adjusted to reflect new estimates; **4667** (NON COMMERCIAL CERTIFICATIONS) increased by \$1,463: This object code was adjusted to reflect new estimates; **4821** (INTRA COUNTY CHARGES) decreased by \$1,421: This revenue was removed and placed into estimates for noncommercial registrations.

Personnel

The Department's Requested Budget represents an increase in the number of fulltime equivalent (FTE) positions that are supported by this budget.

The Agriculture Commissioner will have some salaries spread into the new Cannabis Operating Budget, and two inspector positions are being requested, which will be funded 50% in the Cannabis Operating Budget and 50% in the Ag Budget.

Services & Supplies

5122 (CELL PHONES) decreased by \$16: This object code was adjusted to reflect new estimates; **5232** (OFFICE & OTHER EQUIP < \$5,000) decreased by \$1,400: No office equipment needs anticipated; **5260** (HEALTH - EMPLOYEE PHYSICALS) decreased by \$250: Only one employee is expected to require a DMV physical this year; **5263** (ADVERTISING) increased by \$100: This object code was adjusted to reflect new estimates; **5265** (PROFESSIONAL & SPECIAL SERVICE) decreased by \$120: This object code was adjusted to reflect new estimates; **5291** (OFFICE, SPACE & SITE RENTAL) increased by \$53: This object code was adjusted to reflect new estimates.

Support & Care of Persons

(There are no changes in this object category from the previous fiscal year.)

Fixed Assets

(There are no changes in this object category from the previous fiscal year.)

FISCAL YEAR 2018-2019 REDUCTION IMPACTS TO BASE BUDGET

Since we receive gas tax reimbursement in arrears, it would be impossible to reduce expenditures to offset revenue losses without major impacts to department functions and personnel. This would also result in less revenue in future years as reimbursement is based on net county cost. Reimbursements in future years will partially offset increases in net county cost this year. Mono county reimbursement will also increase in future fiscal years to help offset expenditure costs as they also pay in arrears.

FISCAL YEAR 2018-2019 STATE/FEDERAL FUNDING SUMMARY

This department is funded by numerous state contracts and reimbursements. None of these funding sources are expected to be threatened in FY 18/19.

Depending on the future status of SB1, we may see significant increases to revenue this fiscal year, but these potential increases have not been accounted for in this budget.

FISCAL YEAR 2018-2019 REGULATORY COMPLIANCE SUMMARY

N/A

MAJOR POLICY CONSIDERATIONS BEING REQUESTED

N/A

COUNTY OF INYO

BUD002A - BUDGET REQUESTS

RUNDATE: 06/30/2018 TODAY'S DATE: 08/09/2018

FOR FISCAL YEARS: 07/01/2016 - 06/30/19

	YTD ACTUALS 06/30/2017	BOARD APPROVED 06/30/2018	WORKING BUDGET 06/30/2018	YTD ACTUALS 06/30/2018	DEPT REQUESTED 06/30/2019	CAO RECOMM 06/30/2019	BOARD APPROVED 06/30/2019
BUDGET UNIT: 023300 AGRICULTURAL COMM / SEALER							
FUND: 0001 GENERAL FUND							
REVENUES:							
4135 - FEES FOR CONTINUING EDUCATION	\$2,772	\$0	\$200	\$200	\$200	\$200	\$0
4175 - PERMITS TO OPERATE	\$1,065	\$1,000	\$1,050	\$1,160	\$1,000	\$1,000	\$0
4180 - DEVICE REGISTRATION FEE	\$72,540	\$66,500	\$69,419	\$70,006	\$66,500	\$66,500	\$0
4186 - DEVICE REPAIRMAN LICENSE	\$481	\$100	\$306	\$306	\$355	\$355	\$0
LICENSES & PERMITS	\$76,859	\$67,600	\$70,975	\$71,672	\$68,055	\$68,055	\$0
4463 - UNREFUNDED GAS TAX	\$83,509	\$85,000	\$68,165	\$68,165	\$69,000	\$69,000	\$0
4499 - STATE OTHER	\$8,953	\$8,828	\$8,828	\$5,081	\$9,621	\$9,621	\$0
4561 - AID FROM MONO COUNTY	\$223,493	\$160,000	\$150,819	\$150,819	\$160,176	\$160,176	\$0
AID FROM OTHER GOVT AGENCIES	\$315,956	\$253,828	\$227,812	\$224,065	\$238,797	\$238,797	\$0
4661 - PESTICIDE USE ENFORCEMENT	\$3,000	\$0	\$0	\$0	\$0	\$0	\$0
4663 - PEST MILL REFUND	\$76,000	\$80,500	\$83,000	\$83,000	\$83,000	\$83,000	\$0
4664 - NURSERY	\$0	\$764	\$764	\$745	\$500	\$500	\$0
4665 - PETROLEUM PRODUCT INSPECTION	\$2,355	\$3,705	\$3,705	\$2,430	\$3,705	\$3,705	\$0
4666 - RODENT CONTROL	\$390	\$1,500	\$1,500	\$480	\$1,500	\$1,500	\$0
4667 - NON COMMERCIAL CERTIFICATIONS	\$0	\$100	\$750	\$750	\$1,563	\$1,563	\$0
4819 - SERVICES & FEES	\$0	\$0	\$1,400	\$770	\$0	\$0	\$0
4821 - INTRA COUNTY CHARGES	\$0	\$1,421	\$0	\$0	\$0	\$0	\$0
CHARGES FOR CURRENT SERVICES	\$81,745	\$87,990	\$91,119	\$88,175	\$90,268	\$90,268	\$0
TOTAL REVENUES:	\$474,561	\$409,418	\$389,906	\$383,913	\$397,120	\$397,120	\$0
EXPENSES:							
5001 - SALARIED EMPLOYEES	\$213,973	\$262,942	\$269,213	\$250,417	\$298,802	\$298,802	\$0
5003 - OVERTIME	\$0	\$500	\$500	\$0	\$0	\$0	\$0
5021 - RETIREMENT & SOCIAL SECURITY	\$15,761	\$20,921	\$21,400	\$19,238	\$23,075	\$23,075	\$0
5022 - PERS RETIREMENT	\$56,817	\$43,993	\$45,053	\$42,062	\$46,522	\$46,522	\$0
5024 - RETIREMENT-UNFUNDED LIAB	\$0	\$34,150	\$34,150	\$34,150	\$42,461	\$42,461	\$0
5025 - RETIREE HEALTH BENEFITS	\$0	\$12,716	\$12,716	\$13,498	\$11,847	\$11,847	\$0
5031 - MEDICAL INSURANCE	\$46,104	\$47,372	\$47,372	\$44,547	\$61,167	\$61,167	\$0
5032 - DISABILITY INSURANCE	\$1,803	\$2,663	\$2,726	\$2,284	\$2,915	\$2,915	\$0
5042 - SICK LEAVE BUY OUT	\$665	\$3,338	\$679	\$678	\$978	\$978	\$0

COUNTY OF INYO

BUD002A - BUDGET REQUESTS

RUNDATE: 06/30/2018 TODAY'S DATE: 08/09/2018

FOR FISCAL YEARS: 07/01/2016 - 06/30/19

	YTD ACTUALS 06/30/2017	BOARD APPROVED 06/30/2018	WORKING BUDGET 06/30/2018	YTD ACTUALS 06/30/2018	DEPT REQUESTED 06/30/2019	CAO RECOMM 06/30/2019	BOARD APPROVED 06/30/2019
5043 - OTHER BENEFITS	\$2,763	\$7,200	\$7,200	\$6,867	\$7,220	\$7,220	\$0
SALARIES & BENEFITS	\$337,889	\$435,795	\$441,009	\$413,744	\$494,987	\$494,987	\$0
5112 - PERSONAL & SAFETY EQUIPMENT	\$0	\$400	\$150	\$150	\$400	\$400	\$0
5122 - CELL PHONES	\$757	\$1,720	\$2,652	\$2,652	\$1,704	\$1,704	\$0
5171 - MAINTENANCE OF EQUIPMENT	\$145	\$250	\$0	\$0	\$250	\$250	\$0
5173 - MAINTENANCE OF EQUIPMENT-MATER	\$0	\$250	\$250	\$75	\$250	\$250	\$0
5211 - MEMBERSHIPS	\$2,575	\$2,525	\$2,600	\$2,600	\$2,525	\$2,525	\$0
5232 - OFFICE & OTHER EQUIP < \$5,000	\$2,000	\$1,400	\$1,177	\$1,176	\$0	\$0	\$0
5260 - HEALTH - EMPLOYEE PHYSICALS	\$150	\$500	\$245	\$244	\$250	\$250	\$0
5263 - ADVERTISING	\$170	\$0	\$95	\$94	\$100	\$100	\$0
5265 - PROFESSIONAL & SPECIAL SERVICE	\$49,875	\$5,155	\$5,257	\$5,170	\$5,035	\$5,035	\$0
5291 - OFFICE, SPACE & SITE RENTAL	\$718	\$685	\$737	\$736	\$738	\$738	\$0
5301 - SMALL TOOLS & INSTRUMENTS	\$294	\$200	\$30	\$20	\$200	\$200	\$0
5311 - GENERAL OPERATING EXPENSE	\$6,783	\$8,160	\$6,014	\$5,923	\$8,160	\$8,160	\$0
5331 - TRAVEL EXPENSE	\$5,119	\$6,000	\$5,941	\$5,940	\$6,000	\$6,000	\$0
5351 - UTILITIES	\$3,704	\$3,856	\$3,759	\$3,618	\$3,856	\$3,856	\$0
SERVICES & SUPPLIES	\$72,292	\$31,101	\$28,907	\$28,403	\$29,468	\$29,468	\$0
5121 - INTERNAL CHARGES	\$0	\$30,300	\$13,020	\$0	\$0	\$0	\$0
5123 - TECH REFRESH EXPENSE	\$2,264	\$4,237	\$4,237	\$4,237	\$3,026	\$3,026	\$0
5124 - EXTERNAL CHARGES	\$5,412	\$6,935	\$6,935	\$4,299	\$6,935	\$6,935	\$0
5128 - INTERNAL SHREDDING CHARGES	\$144	\$150	\$150	\$150	\$150	\$150	\$0
5129 - INTERNAL COPY CHARGES (NON-IS)	\$681	\$449	\$449	\$527	\$524	\$524	\$0
5152 - WORKERS COMPENSATION	\$3,324	\$3,525	\$3,525	\$3,525	\$3,670	\$3,670	\$0
5155 - PUBLIC LIABILITY INSURANCE	\$2,541	\$2,524	\$2,524	\$2,524	\$3,053	\$3,053	\$0
5315 - COUNTY COST PLAN	\$74,689	\$57,715	\$57,715	\$57,714	\$38,414	\$38,414	\$0
5333 - MOTOR POOL	\$21,905	\$13,250	\$21,134	\$24,995	\$20,500	\$20,500	\$0
INTERNAL CHARGES	\$110,961	\$119,085	\$109,689	\$97,973	\$76,272	\$76,272	\$0
TOTAL EXPENSES:	\$521,143	\$585,981	\$579,605	\$540,121	\$600,727	\$600,727	\$0
BUDGET UNIT: 023300 AGRICULTURAL COMM / SEALER	(\$46,582)	(\$176,563)	(\$189,699)	(\$156,207)	(\$203,607)	(\$203,607)	\$0

CANNABIS REGULATION-GENERAL OP 023301

DEPARTMENTAL FUNCTIONS

The Inyo County Commercial Cannabis Permit Office (C3PO) administers the business license component of the overall commercial cannabis authorization process. This includes calling for license applications, processing these applications, assisting in application scoring, issuing licenses upon authorization by the Board of Supervisors, and providing inspection and oversight of commercial cannabis operations. This includes cultivation, manufacturing, distribution, testing, and retail.

MAJOR ACCOMPLISHMENTS IN FISCAL YEAR 2017-2018

- Rolled out the program and opened the first application window for commercial cannabis operations.
- Provided information to the public and parties interested in applying for licenses.
- Helped to compile guidance documents for potential applicants.
- Estimated staff time for application review and inspection and developed a fee schedule for these program functions.

GOALS FOR FISCAL YEAR 2018-2019

- Begin issuing licenses for commercial cannabis businesses.
- Continue to work with stakeholders to answer questions and provide guidance.
- Assess fee amounts and current ordinances after initial application period.
- Refine fees and ordinances as needed.
- Conduct initial inspections in conjunction with other county departments and state officials.

DEPARTMENTAL BUDGET REQUEST FOR FISCAL YEAR 2018-2019

The Department's Fiscal Year 2018-2019 Requested Budget represents an overall increase of \$211,468 in expenditures, and an increase of \$284,963 in revenues, when compared to the Fiscal Year 2017-2018 Board Approved Budget. As a result, the Requested Net County Cost is decreased by \$73,495.

This budget did not exist in FY 17/18, and the requested budget represents anticipated staff time and items for staff to do their jobs.

Personnel Costs increased by \$147,117 compared to the Fiscal Year 2017-2018 Board Approved Budget, due to initiation of this budget and estimated personnel costs..

Revenues

4821 (INTRA COUNTY CHARGES) increased by \$284,963: This will be the first year of this budget unit, and so there were no revenues allocated previously.

Personnel

The Department's Requested Budget represents an increase in the number of fulltime equivalent (FTE) positions that are supported by this budget.

This budget did not exist in FY 17/18. Estimated staff were included, thereby increasing FTEs from 0 to 1.356.

Services & Supplies

5112 (PERSONAL & SAFETY EQUIPMENT) increased by \$1,050: This is a new budget unit and had no expenditures in the previous fiscal year; **5122** (CELL PHONES) increased by \$1,443: This is a new budget unit and had no expenditures in the previous fiscal year; **5232** (OFFICE & OTHER EQUIP < \$5,000) increased by \$6,053: This is a new budget unit and had no expenditures in the previous fiscal year; **5260** (HEALTH - EMPLOYEE PHYSICALS) increased by \$1,005: This is a new budget unit and had no expenditures in the previous fiscal year; **5263** (ADVERTISING) increased by \$400: This is a new budget unit and had no expenditures in the previous fiscal year; **5265** (PROFESSIONAL & SPECIAL SERVICE) increased by \$2,340: This is a new budget unit and had no expenditures in the previous fiscal year; **5291** (OFFICE, SPACE & SITE RENTAL) increased by \$240: This is a new budget unit and had no expenditures in the previous fiscal year; **5301** (SMALL TOOLS & INSTRUMENTS) increased by \$1,000: This is a new budget unit and had no expenditures in the previous fiscal year; **5311** (GENERAL OPERATING EXPENSE) increased by \$8,000: This is a new budget unit and had no expenditures in the previous fiscal year; **5331** (TRAVEL EXPENSE) increased by \$900: This is a new budget unit and had no expenditures in the previous fiscal year; **5351** (UTILITIES) increased by \$720: This is a new budget unit and had no expenditures in the previous fiscal year.

Support & Care of Persons

(There are no changes in this object category from the previous fiscal year.)

Fixed Assets

(There are no changes in this object category from the previous fiscal year.)

FISCAL YEAR 2018-2019 REDUCTION IMPACTS TO BASE BUDGET

N/A

FISCAL YEAR 2018-2019 STATE/FEDERAL FUNDING SUMMARY

N/A

FISCAL YEAR 2018-2019 REGULATORY COMPLIANCE SUMMARY

N/A

MAJOR POLICY CONSIDERATIONS BEING REQUESTED

N/A

COUNTY OF INYO

BUD002A - BUDGET REQUESTS

RUNDATE: 06/30/2018 TODAY'S DATE: 08/09/2018

FOR FISCAL YEARS: 07/01/2016 - 06/30/19

	YTD ACTUALS 06/30/2017	BOARD APPROVED 06/30/2018	WORKING BUDGET 06/30/2018	YTD ACTUALS 06/30/2018	DEPT REQUESTED 06/30/2019	CAO RECOMM 06/30/2019	BOARD APPROVED 06/30/2019
BUDGET UNIT: 023301 CANNABIS REGULATION-GENERAL OP							
FUND: 0041 CANNABIS REGULATION-GENERAL							
REVENUES:							
4821 - INTRA COUNTY CHARGES	\$0	\$0	\$0	\$0	\$284,963	\$284,963	\$0
CHARGES FOR CURRENT SERVICES	\$0	\$0	\$0	\$0	\$284,963	\$284,963	\$0
TOTAL REVENUES:	<u>\$0</u>	<u>\$0</u>	<u>\$0</u>	<u>\$0</u>	<u>\$284,963</u>	<u>\$284,963</u>	<u>\$0</u>
EXPENSES:							
5001 - SALARIED EMPLOYEES	\$0	\$0	\$0	\$0	\$99,832	\$99,832	\$0
5021 - RETIREMENT & SOCIAL SECURITY	\$0	\$0	\$0	\$0	\$7,194	\$7,194	\$0
5022 - PERS RETIREMENT	\$0	\$0	\$0	\$0	\$13,199	\$13,199	\$0
5031 - MEDICAL INSURANCE	\$0	\$0	\$0	\$0	\$26,019	\$26,019	\$0
5032 - DISABILITY INSURANCE	\$0	\$0	\$0	\$0	\$873	\$873	\$0
SALARIES & BENEFITS	\$0	\$0	\$0	\$0	\$147,117	\$147,117	\$0
5112 - PERSONAL & SAFETY EQUIPMENT	\$0	\$0	\$0	\$0	\$1,050	\$1,050	\$0
5122 - CELL PHONES	\$0	\$0	\$0	\$0	\$1,443	\$1,443	\$0
5232 - OFFICE & OTHER EQUIP < \$5,000	\$0	\$0	\$0	\$0	\$6,053	\$6,053	\$0
5260 - HEALTH - EMPLOYEE PHYSICALS	\$0	\$0	\$0	\$0	\$1,005	\$1,005	\$0
5263 - ADVERTISING	\$0	\$0	\$0	\$0	\$400	\$400	\$0
5265 - PROFESSIONAL & SPECIAL SERVICE	\$0	\$0	\$0	\$0	\$2,340	\$2,340	\$0
5291 - OFFICE, SPACE & SITE RENTAL	\$0	\$0	\$0	\$0	\$240	\$240	\$0
5301 - SMALL TOOLS & INSTRUMENTS	\$0	\$0	\$0	\$0	\$1,000	\$1,000	\$0
5311 - GENERAL OPERATING EXPENSE	\$0	\$0	\$0	\$0	\$8,000	\$8,000	\$0
5331 - TRAVEL EXPENSE	\$0	\$0	\$0	\$0	\$900	\$900	\$0
5351 - UTILITIES	\$0	\$0	\$0	\$0	\$720	\$720	\$0
SERVICES & SUPPLIES	\$0	\$0	\$0	\$0	\$23,151	\$23,151	\$0
5124 - EXTERNAL CHARGES	\$0	\$0	\$0	\$0	\$1,200	\$1,200	\$0
5333 - MOTOR POOL	\$0	\$0	\$0	\$0	\$40,000	\$40,000	\$0
INTERNAL CHARGES	\$0	\$0	\$0	\$0	\$41,200	\$41,200	\$0
5901 - CONTINGENCIES	\$0	\$0	\$0	\$0	\$0	\$73,495	\$0
RESERVES	\$0	\$0	\$0	\$0	\$0	\$73,495	\$0

ES WEED MANAGEMENT GRANT 621300

DEPARTMENTAL FUNCTIONS

The Eastern Sierra Weed Management Area's (ESWMA) function is to control, and where possible, eradicate non-native invasive weed species within Inyo and Mono Counties. Activities include detection, monitoring, control, eradication, and public outreach and education. Detection and monitoring activities can include gathering information from stakeholders, mapping using GIS technology, and modeling known infestation movement. Control and eradication can be achieved through integrated pest management methods such as mechanical, biocontrol, and chemical treatment. Public outreach and education is conducted through interaction with the public and other agencies via presentations, displays, and other materials. The ESWMA is composed of the Inyo/Mono Counties Agricultural Commissioner's Office and 14 other agencies and groups.

MAJOR ACCOMPLISHMENTS IN FISCAL YEAR 2017-2018

- Work continued on a Wildlife Conservation Board grant project.
- Work continued on infestation within the Lower Owens River Project area.
- Work continued and expanded on other agency lands through agreements.
- The program's overall structure was streamlined and improved to use staff in conjunction with the OVMAP, providing more value for both projects without increasing costs significantly.

GOALS FOR FISCAL YEAR 2018-2019

- Continue to ensure program viability by aggressively pursuing funding opportunities through grant applications, outside agreements, legislation, and other contracts.
- Continue to improve management activities by researching new and innovative control methods.
- Continue public outreach and coordination with other agencies and groups.

DEPARTMENTAL BUDGET REQUEST FOR FISCAL YEAR 2018-2019

The Department's Fiscal Year 2018-2019 Requested Budget represents an overall decrease of \$299 in expenditures, and an increase of \$1,204 in revenues, when compared to the Fiscal Year 2017-2018 Board Approved Budget. As a result, the Requested Net County Cost is decreased by \$1,503.

Personnel Costs decreased by \$11,219 compared to the Fiscal Year 2017-2018 Board Approved Budget, due to salary savings due to positions temporarily held vacant following adoption of the budget.

Revenues

4301 (INTEREST FROM TREASURY) decreased by \$49: This object code was adjusted to more accurately represent current estimates; **4499** (STATE OTHER) increased by \$1,500: This object code was adjusted to more accurately represent current estimates; **4561** (AID FROM MONO COUNTY) increased by \$2,753: This object code was adjusted to more accurately represent current estimates; **4819** (SERVICES & FEES) decreased by \$3,000: This object code was adjusted to more accurately represent current estimates.

Personnel

The Department's Requested Budget represents no change in the number of fulltime equivalent (FTE) positions that are supported by this budget.

No changes anticipated in FY 18/19.

Services & Supplies

5112 (PERSONAL & SAFETY EQUIPMENT) decreased by \$150: This object code was adjusted to more accurately represent current estimates; **5122** (CELL PHONES) decreased by \$35: This object code was adjusted to more accurately represent current estimates; **5154** (UNEMPLOYMENT INSURANCE) increased by \$2,500: This object code was adjusted to more accurately represent current estimates; **5211** (MEMBERSHIPS) decreased by \$100: Two membership dues were removed this fiscal year as they are not necessary; **5232** (OFFICE & OTHER EQUIP < \$5,000) decreased by \$2,000: This object code was adjusted to more accurately represent current estimates; **5260** (HEALTH - EMPLOYEE PHYSICALS) increased by \$700: Physicals are required this year for seasonal staff, and were not required last fiscal year; **5265** (PROFESSIONAL & SPECIAL SERVICE) increased by \$200: This object code was adjusted to more accurately represent current estimates; **5291** (OFFICE, SPACE & SITE RENTAL) increased by \$9: This object code was adjusted to more accurately represent current estimates; **5311** (GENERAL OPERATING EXPENSE) decreased by \$447: This object code was adjusted to more accurately represent current estimates; **5331** (TRAVEL EXPENSE) decreased by \$1,900: No travel is anticipated this fiscal year; **5351** (UTILITIES) increased by \$108: This object code was adjusted to more accurately represent current estimates.

Support & Care of Persons

(There are no changes in this object category from the previous fiscal year.)

Fixed Assets

(There are no changes in this object category from the previous fiscal year.)

FISCAL YEAR 2018-2019 REDUCTION IMPACTS TO BASE BUDGET

Due to the fluid and unpredictable nature of resources coming into this non-general fund program, it is difficult to not rely on any general fund assistance. Since all expenses need to be documented accurately for payment in arrears and very little room exists for administrative costs, there are times when cash flow issues threaten this program's viability. Despite these challenges, this program continues to operate within its means due to tremendous staff fiscal responsibility.

FISCAL YEAR 2018-2019 STATE/FEDERAL FUNDING SUMMARY

This budget relies on funding from the Wildlife Conservation Board.

FISCAL YEAR 2018-2019 REGULATORY COMPLIANCE SUMMARY

N/A

MAJOR POLICY CONSIDERATIONS BEING REQUESTED

No major policy considerations are being requested.

COUNTY OF INYO

BUD002A - BUDGET REQUESTS

RUNDATE: 06/30/2018 TODAY'S DATE: 08/09/2018

FOR FISCAL YEARS: 07/01/2016 - 06/30/19

	YTD ACTUALS 06/30/2017	BOARD APPROVED 06/30/2018	WORKING BUDGET 06/30/2018	YTD ACTUALS 06/30/2018	DEPT REQUESTED 06/30/2019	CAO RECOMM 06/30/2019	BOARD APPROVED 06/30/2019
BUDGET UNIT: 621300 ES WEED MANAGEMENT GRANT							
FUND: 6255 ES WEED MANAGEMENT GRANT							
REVENUES:							
4301 - INTEREST FROM TREASURY	\$58	\$50	\$0	(\$45)	\$1	\$1	\$0
REV USE OF MONEY & PROPERTY	\$58	\$50	\$0	(\$45)	\$1	\$1	\$0
4499 - STATE OTHER	\$179,448	\$197,500	\$140,000	\$79,090	\$199,000	\$199,000	\$0
4561 - AID FROM MONO COUNTY	\$458	\$5,546	\$5,546	\$5,546	\$8,299	\$8,299	\$0
4599 - OTHER AGENCIES	\$50,000	\$50,000	\$50,000	\$50,000	\$50,000	\$50,000	\$0
AID FROM OTHER GOVT AGENCIES	\$229,906	\$253,046	\$195,546	\$134,637	\$257,299	\$257,299	\$0
4819 - SERVICES & FEES	\$1,597	\$8,000	\$8,000	\$3,007	\$5,000	\$5,000	\$0
CHARGES FOR CURRENT SERVICES	\$1,597	\$8,000	\$8,000	\$3,007	\$5,000	\$5,000	\$0
TOTAL REVENUES:	\$231,562	\$261,096	\$203,546	\$137,600	\$262,300	\$262,300	\$0
EXPENSES:							
5001 - SALARIED EMPLOYEES	\$80,619	\$99,029	\$86,339	\$79,430	\$111,845	\$111,845	\$0
5003 - OVERTIME	\$0	\$2,457	\$0	\$0	\$0	\$0	\$0
5005 - HOLIDAY OVERTIME	\$0	\$1,638	\$0	\$0	\$0	\$0	\$0
5012 - PART TIME EMPLOYEES	\$22,692	\$38,860	\$22,860	\$15,169	\$27,228	\$27,228	\$0
5021 - RETIREMENT & SOCIAL SECURITY	\$8,151	\$10,951	\$10,951	\$7,234	\$10,936	\$10,936	\$0
5022 - PERS RETIREMENT	\$21,934	\$13,713	\$13,713	\$12,535	\$17,165	\$17,165	\$0
5024 - RETIREMENT-UNFUNDED LIAB	\$0	\$17,395	\$17,395	\$17,395	\$21,629	\$21,629	\$0
5031 - MEDICAL INSURANCE	\$12,936	\$35,062	\$12,992	\$10,247	\$17,917	\$17,917	\$0
5032 - DISABILITY INSURANCE	\$703	\$1,492	\$892	\$751	\$1,417	\$1,417	\$0
5042 - SICK LEAVE BUY OUT	\$0	\$1,166	\$0	\$0	\$0	\$0	\$0
5043 - OTHER BENEFITS	\$4,463	\$0	\$1,200	\$1,015	\$2,407	\$2,407	\$0
SALARIES & BENEFITS	\$151,502	\$221,763	\$166,342	\$143,779	\$210,544	\$210,544	\$0
5112 - PERSONAL & SAFETY EQUIPMENT	\$606	\$800	\$800	\$470	\$650	\$650	\$0
5122 - CELL PHONES	\$1,068	\$1,080	\$1,105	\$970	\$1,045	\$1,045	\$0
5154 - UNEMPLOYMENT INSURANCE	(\$525)	\$2,500	\$2,500	\$0	\$5,000	\$5,000	\$0
5171 - MAINTENANCE OF EQUIPMENT	\$798	\$1,000	\$1,000	\$16	\$1,000	\$1,000	\$0
5173 - MAINTENANCE OF EQUIPMENT-MATER	\$1,393	\$1,000	\$1,000	\$96	\$1,000	\$1,000	\$0
5211 - MEMBERSHIPS	\$0	\$100	\$0	\$0	\$0	\$0	\$0

COUNTY OF INYO

BUD002A - BUDGET REQUESTS

RUNDATE: 06/30/2018 TODAY'S DATE: 08/09/2018

FOR FISCAL YEARS: 07/01/2016 - 06/30/19

	YTD ACTUALS 06/30/2017	BOARD APPROVED 06/30/2018	WORKING BUDGET 06/30/2018	YTD ACTUALS 06/30/2018	DEPT REQUESTED 06/30/2019	CAO RECOMM 06/30/2019	BOARD APPROVED 06/30/2019
5232 - OFFICE & OTHER EQUIP < \$5,000	\$0	\$2,000	\$0	\$0	\$0	\$0	\$0
5260 - HEALTH - EMPLOYEE PHYSICALS	\$0	\$0	\$0	\$0	\$700	\$700	\$0
5263 - ADVERTISING	\$0	\$100	\$96	\$95	\$100	\$100	\$0
5265 - PROFESSIONAL & SPECIAL SERVICE	\$2,352	\$1,500	\$2,000	\$1,408	\$1,700	\$1,700	\$0
5291 - OFFICE, SPACE & SITE RENTAL	\$293	\$310	\$312	\$311	\$319	\$319	\$0
5301 - SMALL TOOLS & INSTRUMENTS	\$329	\$500	\$500	\$123	\$500	\$500	\$0
5311 - GENERAL OPERATING EXPENSE	\$3,642	\$8,000	\$8,000	\$4,608	\$7,553	\$7,553	\$0
5331 - TRAVEL EXPENSE	\$275	\$1,900	\$1,208	\$1,207	\$0	\$0	\$0
5351 - UTILITIES	\$953	\$960	\$1,100	\$1,029	\$1,068	\$1,068	\$0
SERVICES & SUPPLIES	\$11,190	\$21,750	\$19,621	\$10,339	\$20,635	\$20,635	\$0
5124 - EXTERNAL CHARGES	\$1,216	\$1,252	\$1,252	\$1,063	\$1,620	\$1,620	\$0
5129 - INTERNAL COPY CHARGES (NON-IS)	\$52	\$42	\$42	\$116	\$44	\$44	\$0
5152 - WORKERS COMPENSATION	\$788	\$1,864	\$1,864	\$1,863	\$1,547	\$1,547	\$0
5155 - PUBLIC LIABILITY INSURANCE	\$615	\$1,368	\$1,368	\$1,368	\$1,312	\$1,312	\$0
5315 - COUNTY COST PLAN	\$11,093	\$4,560	\$4,560	\$4,560	\$16,598	\$16,598	\$0
5333 - MOTOR POOL	\$10,724	\$10,000	\$10,000	\$7,253	\$10,000	\$10,000	\$0
INTERNAL CHARGES	\$24,489	\$19,086	\$19,086	\$16,225	\$31,121	\$31,121	\$0
TOTAL EXPENSES:	\$187,182	\$262,599	\$205,049	\$170,344	\$262,300	\$262,300	\$0
BUDGET UNIT: 621300 ES WEED MANAGEMENT GRANT	\$44,380	(\$1,503)	(\$1,503)	(\$32,744)	\$0	\$0	\$0

INYO MOSQUITO ABATEMENT 154101

DEPARTMENTAL FUNCTIONS

The mosquito abatement program exists to both protect public health from infectious diseases spread by, as well as reduce nuisance from, mosquito species that exist within the Owens Valley Mosquito Abatement Program (OVMAP) and Mammoth Lakes Mosquito Abatement District (MLMAD) boundaries. These goals are met through integrated pest management actions, including source reduction, water management, biological control, chemical control, and public outreach and education.

MAJOR ACCOMPLISHMENTS IN FISCAL YEAR 2017-2018

- This program managed record mosquito populations resulting from record runoff, with no significant increase in complaints from the public.
- Aerial applications were successfully coordinated by this program for the first time in decades.
- Two additional staff received vector control technician certification.
- Staff presented at the Mosquito and Vector Control Association of California for the first time in program history.
- Grant funding was obtained from the CDC to conduct invasive mosquito surveillance. Steps were initiated to cultivate a research relationship with UC Davis' Unmanned Ariel Vehicle (UAV) staff.

GOALS FOR FISCAL YEAR 2018-2019

- Conduct field surveillance for exotic mosquitoes using new traps provided through grant funds.
- Continue to work with residents and other agencies to reduce mosquito breeding habitats.
- Work with the newly re-formed Mammoth Lakes Mosquito Abatement District Board to renew our contract for mosquito abatement activities.
- Continue to research new and innovative ways to provide mosquito control to ratepayers, especially those that provide a higher value at the same or lower cost.
- Continue current work with UC with the goal of determining the viability of UAV management activities in our area.

DEPARTMENTAL BUDGET REQUEST FOR FISCAL YEAR 2018-2019

The Department's Fiscal Year 2018-2019 Requested Budget represents an overall decrease of \$339,591 in expenditures, and a decrease of \$259,275 in revenues, when compared to the Fiscal Year 2017-2018 Board Approved Budget. As a result, the Requested Net County Cost is decreased by \$80,316.

Costs during the last fiscal year were artificially high due to increased overall mosquito and mosquito source management resulting from a record runoff year. Revenues were also higher last year, which was almost entirely a result of a one time payment from LADWP to assist with aerial applications. Since we are predicting a normal mosquito abatement year, FY 18/19 figures have been adjusted downward.

Personnel Costs increased by \$18,522 compared to the Fiscal Year 2017-2018 Board Approved Budget, due to vacancies in FY 17/18 that are now filled, and increases in salary associated with step changes, etc.

Revenues

4301 (INTEREST FROM TREASURY) decreased by \$500: This object code was adjusted to accurately reflect costs based on new estimates; **4563** (CONTRIBUTION FROM DWP) decreased by \$259,475: This object code was adjusted to remove the effects of the one time contribution from LADWP in FY 17/18 for aerial treatments, and to more accurately estimate revenue realization for Owens Lake work; **4911** (SALES OF FIXED ASSETS) increased by \$700: This object code was adjusted to accurately reflect cost based on new estimates.

Personnel

The Department's Requested Budget represents no change in the number of fulltime equivalent (FTE) positions that are supported by this budget.

No changes are anticipated.

Services & Supplies

5112 (PERSONAL & SAFETY EQUIPMENT) decreased by \$150: This object code was adjusted to accurately reflect cost based on new estimates; **5122** (CELL PHONES) decreased by \$338: This object code was adjusted to accurately reflect cost based on new estimates; **5154** (UNEMPLOYMENT INSURANCE) increased by \$7,500: This object code was adjusted to accurately reflect cost based on new estimates; **5171** (MAINTENANCE OF EQUIPMENT) decreased by \$1,000: No new equipment is anticipated, so outfitting is not required; **5173** (MAINTENANCE OF EQUIPMENT-MATER) decreased by \$7,000: No new equipment is anticipated, so outfitting is not required; **5211** (MEMBERSHIPS) increased by \$2,305: MVCAC dues increased because this fee is based on prior year expenditures. This should decrease next year; **5232** (OFFICE & OTHER EQUIP < \$5,000) decreased by \$1,700: This object code was adjusted to accurately reflect cost based on new estimates; **5260** (HEALTH - EMPLOYEE PHYSICALS) increased by \$1,400: This object code was adjusted to accurately reflect cost based on new estimates; **5265** (PROFESSIONAL & SPECIAL SERVICE) decreased by \$54,594: This object code had significant decreases due to artificially high costs last fiscal year associated with aerial treatments; **5291** (OFFICE, SPACE & SITE RENTAL) increased by \$384: This object code was adjusted to accurately reflect cost based on new estimates; **5311** (GENERAL OPERATING EXPENSE) decreased by \$302,171: General operating expense was very high last year due to management needs resulting from a record runoff year. This has been revised down to reflect a normal mosquito season; **5351** (UTILITIES) increased by \$48: This object code was adjusted to accurately reflect cost based on new estimates.

Support & Care of Persons

(There are no changes in this object category from the previous fiscal year.)

Fixed Assets

5650 (EQUIPMENT) decreased by \$33,700: No new anticipated equipment needs during this fiscal year.

FISCAL YEAR 2018-2019 REDUCTION IMPACTS TO BASE BUDGET

This program should not experience any impacts due to meeting the FY 18/19 budget parameter guidelines.

FISCAL YEAR 2018-2019 STATE/FEDERAL FUNDING SUMMARY

N/A

FISCAL YEAR 2018-2019 REGULATORY COMPLIANCE SUMMARY

Continued compliance with the National Pollution Discharge Elimination System including report submission through the Mosquito and Vector Control Association of California (MVCAC).

Continued cooperative agreement with the State of California Department of Public Health.

Continued oversight and monthly pesticide use reporting as required by the State of California Department of Pesticide Regulation.

MAJOR POLICY CONSIDERATIONS BEING REQUESTED

No major policy considerations are anticipated for FY 18/19

COUNTY OF INYO

BUD002A - BUDGET REQUESTS

RUNDATE: 06/30/2018 TODAY'S DATE: 08/09/2018

FOR FISCAL YEARS: 07/01/2016 - 06/30/19

	YTD ACTUALS 06/30/2017	BOARD APPROVED 06/30/2018	WORKING BUDGET 06/30/2018	YTD ACTUALS 06/30/2018	DEPT REQUESTED 06/30/2019	CAO RECOMM 06/30/2019	BOARD APPROVED 06/30/2019
BUDGET UNIT: 154101 INYO MOSQUITO ABATEMENT							
FUND: 1541 INYO MOSQUITO ABATEMENT							
REVENUES:							
4301 - INTEREST FROM TREASURY	\$873	\$600	\$600	(\$194)	\$100	\$100	\$0
REV USE OF MONEY & PROPERTY	\$873	\$600	\$600	(\$194)	\$100	\$100	\$0
4499 - STATE OTHER	\$4,164	\$0	\$0	\$0	\$0	\$0	\$0
4563 - CONTRIBUTION FROM DWP	\$24,544	\$310,000	\$246,800	\$236,617	\$50,525	\$50,525	\$0
4599 - OTHER AGENCIES	\$30,000	\$30,000	\$30,000	\$30,000	\$30,000	\$30,000	\$0
AID FROM OTHER GOVT AGENCIES	\$58,708	\$340,000	\$276,800	\$266,617	\$80,525	\$80,525	\$0
4727 - ABATEMENT FEES	\$396,293	\$400,000	\$400,000	\$396,631	\$400,000	\$400,000	\$0
4819 - SERVICES & FEES	\$65,000	\$65,000	\$75,000	\$68,007	\$65,000	\$65,000	\$0
CHARGES FOR CURRENT SERVICES	\$461,293	\$465,000	\$475,000	\$464,638	\$465,000	\$465,000	\$0
4901 - PRIOR YEARS REVENUE	\$0	\$0	\$0	\$1,029	\$0	\$0	\$0
4911 - SALES OF FIXED ASSETS	\$1,573	\$0	\$0	\$0	\$700	\$700	\$0
OTHER REVENUE	\$1,573	\$0	\$0	\$1,029	\$700	\$700	\$0
TOTAL REVENUES:	\$522,449	\$805,600	\$752,400	\$732,090	\$546,325	\$546,325	\$0
EXPENSES:							
5001 - SALARIED EMPLOYEES	\$130,011	\$129,614	\$128,035	\$114,889	\$145,989	\$145,989	\$0
5003 - OVERTIME	\$6,639	\$8,000	\$8,000	\$4,916	\$5,639	\$5,639	\$0
5005 - HOLIDAY OVERTIME	\$529	\$5,000	\$3,000	\$919	\$4,257	\$4,257	\$0
5012 - PART TIME EMPLOYEES	\$50,809	\$87,433	\$64,433	\$53,731	\$68,563	\$68,563	\$0
5021 - RETIREMENT & SOCIAL SECURITY	\$15,144	\$17,720	\$17,805	\$13,284	\$17,342	\$17,342	\$0
5022 - PERS RETIREMENT	\$47,363	\$18,825	\$19,012	\$18,281	\$22,886	\$22,886	\$0
5024 - RETIREMENT-UNFUNDED LIAB	\$0	\$26,276	\$26,276	\$26,276	\$32,671	\$32,671	\$0
5025 - RETIREE HEALTH BENEFITS	\$12,151	\$12,711	\$12,711	\$12,219	\$29,706	\$29,706	\$0
5031 - MEDICAL INSURANCE	\$22,698	\$37,810	\$30,810	\$23,928	\$37,711	\$37,711	\$0
5032 - DISABILITY INSURANCE	\$1,243	\$2,268	\$2,279	\$1,113	\$2,215	\$2,215	\$0
5034 - EDUCATION REIMBURSEMENT	\$0	\$175	\$0	\$0	\$0	\$0	\$0
5042 - SICK LEAVE BUY OUT	\$1,296	\$1,507	\$1,507	\$1,479	\$1,275	\$1,275	\$0
5043 - OTHER BENEFITS	\$10,135	\$4,800	\$4,800	\$2,086	\$2,407	\$2,407	\$0

COUNTY OF INYO

BUD002A - BUDGET REQUESTS

RUNDATE: 06/30/2018 TODAY'S DATE: 08/09/2018

FOR FISCAL YEARS: 07/01/2016 - 06/30/19

	YTD ACTUALS 06/30/2017	BOARD APPROVED 06/30/2018	WORKING BUDGET 06/30/2018	YTD ACTUALS 06/30/2018	DEPT REQUESTED 06/30/2019	CAO RECOMM 06/30/2019	BOARD APPROVED 06/30/2019
SALARIES & BENEFITS	\$295,205	\$352,139	\$318,668	\$273,125	\$370,661	\$370,661	\$0
5112 - PERSONAL & SAFETY EQUIPMENT	\$1,392	\$1,800	\$1,800	\$1,299	\$1,650	\$1,650	\$0
5122 - CELL PHONES	\$1,841	\$1,548	\$1,948	\$1,734	\$1,210	\$1,210	\$0
5154 - UNEMPLOYMENT INSURANCE	\$689	\$2,500	\$3,350	\$3,153	\$10,000	\$10,000	\$0
5171 - MAINTENANCE OF EQUIPMENT	\$761	\$5,000	\$5,000	\$2,690	\$4,000	\$4,000	\$0
5173 - MAINTENANCE OF EQUIPMENT-MATER	\$7,464	\$10,000	\$5,000	\$172	\$3,000	\$3,000	\$0
5211 - MEMBERSHIPS	\$3,935	\$5,332	\$4,982	\$4,981	\$7,637	\$7,637	\$0
5232 - OFFICE & OTHER EQUIP < \$5,000	\$940	\$2,000	\$0	\$0	\$300	\$300	\$0
5260 - HEALTH - EMPLOYEE PHYSICALS	\$0	\$0	\$0	\$0	\$1,400	\$1,400	\$0
5263 - ADVERTISING	\$409	\$400	\$300	\$305	\$400	\$400	\$0
5265 - PROFESSIONAL & SPECIAL SERVICE	\$18,513	\$76,100	\$52,245	\$46,911	\$21,506	\$21,506	\$0
5291 - OFFICE, SPACE & SITE RENTAL	\$293	\$685	\$312	\$311	\$1,069	\$1,069	\$0
5301 - SMALL TOOLS & INSTRUMENTS	\$697	\$1,000	\$1,000	\$35	\$1,000	\$1,000	\$0
5311 - GENERAL OPERATING EXPENSE	\$33,096	\$342,278	\$320,321	\$300,010	\$40,107	\$40,107	\$0
5331 - TRAVEL EXPENSE	\$1,521	\$5,000	\$5,000	\$2,882	\$5,000	\$5,000	\$0
5351 - UTILITIES	\$1,681	\$1,680	\$1,960	\$1,756	\$1,728	\$1,728	\$0
SERVICES & SUPPLIES	\$73,239	\$455,323	\$403,218	\$366,245	\$100,007	\$100,007	\$0
5123 - TECH REFRESH EXPENSE	\$1,173	\$1,160	\$1,160	\$1,160	\$1,160	\$1,160	\$0
5124 - EXTERNAL CHARGES	\$4,150	\$4,451	\$4,451	\$2,282	\$4,320	\$4,320	\$0
5129 - INTERNAL COPY CHARGES (NON-IS)	\$208	\$152	\$152	\$260	\$164	\$164	\$0
5152 - WORKERS COMPENSATION	\$2,577	\$3,288	\$3,288	\$3,288	\$2,543	\$2,543	\$0
5155 - PUBLIC LIABILITY INSURANCE	\$1,807	\$2,107	\$2,107	\$2,106	\$1,947	\$1,947	\$0
5315 - COUNTY COST PLAN	\$36,485	\$22,296	\$22,296	\$22,296	\$22,223	\$22,223	\$0
5333 - MOTOR POOL	\$41,485	\$35,000	\$45,000	\$34,606	\$42,000	\$42,000	\$0
INTERNAL CHARGES	\$87,886	\$68,454	\$78,454	\$66,000	\$74,357	\$74,357	\$0
5650 - EQUIPMENT	\$0	\$35,000	\$35,000	\$17,814	\$1,300	\$1,300	\$0
FIXED ASSETS	\$0	\$35,000	\$35,000	\$17,814	\$1,300	\$1,300	\$0
5799 - DEPRECIATION	\$11,766	\$0	\$0	\$0	\$0	\$0	\$0
DEPRECIATION	\$11,766	\$0	\$0	\$0	\$0	\$0	\$0
5801 - OPERATING TRANSFERS OUT	\$86,608	\$0	\$0	\$0	\$25,000	\$25,000	\$0
OTHER FINANCING USES	\$86,608	\$0	\$0	\$0	\$25,000	\$25,000	\$0

COUNTY OF INYO

BUD002A - BUDGET REQUESTS

RUNDATE: 06/30/2018 TODAY'S DATE: 08/09/2018

FOR FISCAL YEARS: 07/01/2016 - 06/30/19

	YTD ACTUALS 06/30/2017	BOARD APPROVED 06/30/2018	WORKING BUDGET 06/30/2018	YTD ACTUALS 06/30/2018	DEPT REQUESTED 06/30/2019	CAO RECOMM 06/30/2019	BOARD APPROVED 06/30/2019
TOTAL EXPENSES:	\$554,706	\$910,916	\$835,340	\$723,185	\$571,325	\$571,325	\$0
BUDGET UNIT: 154101 INYO MOSQUITO ABATEMENT	(\$32,257)	(\$105,316)	(\$82,940)	\$8,905	(\$25,000)	(\$25,000)	\$0

CHILD SUPPORT SERVICES

022501

DEPARTMENTAL FUNCTIONS

The Eastern Sierra Department of Child Support Services is responsible for establishing paternity; child support; and establishing medical support orders for children and families in Inyo and Mono Counties. The program is also responsible for the enforcement and modification of these orders. The program's operation is subject to numerous State and Federal laws and regulations. Established by Title IV-D of the Social Security Act, and governed by California Family Code Section(s) 17400 et seq., among others, the child support department undertakes mandated functions in collaboration with custodial and non-custodial parents, the IV-D Commissioner of the Inyo and Mono County Superior Court, and other agencies to support the well-being of children. We serve non-aided individuals and TANF recipients through mandated referrals by Health and Human Services and the local Tribal TANF programs. Eastern Sierra Department of Child Support Services is responsible for completing data reliability audits, maintaining a region-wide and statewide case system, preparing state and county budgeting claims, documents, and reports on a quarterly basis, tracking of cost-effectiveness in relation to our child support collections and allocation, and preparing performance management data and annual performance management plans required by the California Department of Child Support Services.

MAJOR ACCOMPLISHMENTS IN FISCAL YEAR 2017-2018

- In cooperation with the State Department of Child Support Services we have maintained self pay kiosk locations in both Inyo and Mono Counties and assisted the state in dispersing self-pay ID cards to assist obligors in making payments efficiently.
- Increased percentage of cases with orders established, collections on current support and collections on arrears support over the 2016/2017 year.
- Began a Compromise of Arrears outreach project to assist obligors with payment plans on debts owed to the State of California.
- Facilitated the recoupment of over \$200,000 in Federal, State and County public assistance funds.

GOALS FOR FISCAL YEAR 2018-2019

- Continue to undertake community outreach to assist with employment connections and our annual back to school supply drive to help children and families in need.
- Develop and grow focused partnerships with other social service agencies and Local Child Support Agencies for the purpose of collaborative training for employees to ensure we delivering excellent service.
- Continue Compromise of Arrears outreach project to assist obligors with payment plans on debts owed to the State of California.

DEPARTMENTAL BUDGET REQUEST FOR FISCAL YEAR 2018-2019

The Department's Fiscal Year 2018-2019 Requested Budget represents an overall increase of \$3,251 in expenditures, and an increase of \$3,251 in revenues, when compared to the Fiscal Year 2017-2018 Board Approved Budget. As a result, the Requested Net County Cost is increased by \$0.

Budget increases are a result of increased staff and space costs.

Personnel Costs increased by \$11,243 compared to the Fiscal Year 2017-2018 Board Approved Budget, due to MOU mandated cost of living increase, unfunded liability increase and merit increases.

Revenues

4301 (INTEREST FROM TREASURY) increased by \$200: This change is based on funding in 2017/2018; **4478** (FAMILY SUPPORT REIM - STATE) increased by \$1,037: This reflects budgeting of our allocation to our proposed expenses; **4554** (FAMILY SUPPORT ADMIN REIMBURSE) increased by \$2,014: This reflects budgeting of our allocation to our proposed expenses.

Personnel

The Department's Requested Budget represents no change in the number of fulltime equivalent (FTE) positions that are supported by this budget.

Child Support Services anticipates having 3 step increases in the coming budget year.

Services & Supplies

5122 (CELL PHONES) increased by \$600: This increase is to cover the cost of cell phones; **5232** (OFFICE & OTHER EQUIP < \$5,000) decreased by \$500: This decrease is due to phones being purchased in 2017/2018 and were removed from the 2018/2019 budget; **5263** (ADVERTISING) decreased by \$750: This decrease is due to fewer contract proposals needing renewal in the 2018/2019 year; **5265** (PROFESSIONAL & SPECIAL SERVICE) decreased by \$100: This decrease is due to actual expenditures in 2017/2018; **5291** (OFFICE, SPACE & SITE RENTAL) increased by \$6,706: This increase is due to increased space costs at the Bishop Office location over the 2017/2018 fiscal year; **5311** (GENERAL OPERATING EXPENSE) increased by \$70: This decrease is due to actual expenditures in 2017/2018; **5351** (UTILITIES) increased by \$1,400: This increase is due to increased utility costs at new Bishop Office location.

Support & Care of Persons

(There are no changes in this object category from the previous fiscal year.)

Fixed Assets

(There are no changes in this object category from the previous fiscal year.)

FISCAL YEAR 2018-2019 REDUCTION IMPACTS TO BASE BUDGET

Child Support is able to work within our allocation. Since regionalization, we have continually underspent our allocation.

FISCAL YEAR 2018-2019 STATE/FEDERAL FUNDING SUMMARY

Since 2011, Eastern Sierra's allocation has remained relatively unchanged. Funding is allocated from the State Department of Child Support Services and is 66% federal and 34% state dollars. Allocation formulas are currently under review by the State Legislature. We will inform your board if any changes are anticipated.

FISCAL YEAR 2018-2019 REGULATORY COMPLIANCE SUMMARY

Not applicable to this department

MAJOR POLICY CONSIDERATIONS BEING REQUESTED

None at this time.

COUNTY OF INYO

BUD002A - BUDGET REQUESTS

RUNDATE: 06/30/2018 TODAY'S DATE: 08/09/2018

FOR FISCAL YEARS: 07/01/2016 - 06/30/19

	YTD ACTUALS 06/30/2017	BOARD APPROVED 06/30/2018	WORKING BUDGET 06/30/2018	YTD ACTUALS 06/30/2018	DEPT REQUESTED 06/30/2019	CAO RECOMM 06/30/2019	BOARD APPROVED 06/30/2019
BUDGET UNIT: 022501 CHILD SUPPORT SERVICES							
FUND: 0029 CHILD SUPPORT SERVICES							
REVENUES:							
4301 - INTEREST FROM TREASURY	\$1,287	\$500	\$500	\$1,326	\$700	\$700	\$0
REV USE OF MONEY & PROPERTY	\$1,287	\$500	\$500	\$1,326	\$700	\$700	\$0
4478 - FAMILY SUPPORT REIM - STATE	\$444,474	\$442,608	\$442,608	\$418,157	\$443,645	\$443,645	\$0
4554 - FAMILY SUPPORT ADMIN REIMBURSE	\$706,115	\$859,179	\$859,179	\$651,390	\$861,193	\$861,193	\$0
4599 - OTHER AGENCIES	\$19,130	\$0	\$0	\$0	\$0	\$0	\$0
AID FROM OTHER GOVT AGENCIES	\$1,169,719	\$1,301,787	\$1,301,787	\$1,069,547	\$1,304,838	\$1,304,838	\$0
TOTAL REVENUES:	\$1,171,006	\$1,302,287	\$1,302,287	\$1,070,873	\$1,305,538	\$1,305,538	\$0
EXPENSES:							
5001 - SALARIED EMPLOYEES	\$560,218	\$641,538	\$641,538	\$476,128	\$649,141	\$649,141	\$0
5021 - RETIREMENT & SOCIAL SECURITY	\$43,132	\$50,330	\$50,330	\$36,444	\$51,426	\$51,426	\$0
5022 - PERS RETIREMENT	\$139,207	\$95,691	\$95,691	\$71,798	\$94,128	\$94,128	\$0
5024 - RETIREMENT-UNFUNDED LIAB	\$0	\$91,555	\$91,555	\$91,555	\$113,838	\$113,838	\$0
5025 - RETIREE HEALTH BENEFITS	\$29,623	\$30,749	\$30,749	\$29,553	\$30,083	\$30,083	\$0
5031 - MEDICAL INSURANCE	\$94,686	\$140,609	\$140,609	\$91,383	\$122,844	\$122,844	\$0
5032 - DISABILITY INSURANCE	\$4,841	\$6,339	\$6,339	\$4,324	\$6,581	\$6,581	\$0
5042 - SICK LEAVE BUY OUT	\$1,132	\$1,980	\$1,980	\$1,979	\$1,953	\$1,953	\$0
5043 - OTHER BENEFITS	\$20,610	\$14,400	\$14,400	\$8,252	\$14,440	\$14,440	\$0
SALARIES & BENEFITS	\$893,454	\$1,073,191	\$1,073,191	\$811,419	\$1,084,434	\$1,084,434	\$0
5122 - CELL PHONES	\$3,187	\$3,000	\$4,000	\$3,476	\$3,600	\$3,600	\$0
5232 - OFFICE & OTHER EQUIP < \$5,000	\$221	\$2,000	\$1,200	\$944	\$1,500	\$1,500	\$0
5263 - ADVERTISING	\$1,617	\$1,400	\$1,400	\$0	\$650	\$650	\$0
5265 - PROFESSIONAL & SPECIAL SERVICE	\$22,864	\$34,700	\$35,338	\$21,944	\$34,600	\$34,600	\$0
5291 - OFFICE, SPACE & SITE RENTAL	\$27,798	\$27,714	\$36,714	\$33,333	\$34,420	\$34,420	\$0
5311 - GENERAL OPERATING EXPENSE	\$17,143	\$24,400	\$24,000	\$20,815	\$24,470	\$24,470	\$0
5331 - TRAVEL EXPENSE	\$8,868	\$18,200	\$12,000	\$11,037	\$18,200	\$18,200	\$0
5351 - UTILITIES	\$12,546	\$16,600	\$14,000	\$13,067	\$18,000	\$18,000	\$0
SERVICES & SUPPLIES	\$94,248	\$128,014	\$128,652	\$104,620	\$135,440	\$135,440	\$0
5123 - TECH REFRESH EXPENSE	\$1,698	\$1,816	\$1,816	\$1,816	\$1,211	\$1,211	\$0

COUNTY OF INYO

BUD002A - BUDGET REQUESTS

RUNDATE: 06/30/2018 TODAY'S DATE: 08/09/2018

FOR FISCAL YEARS: 07/01/2016 - 06/30/19

	YTD ACTUALS 06/30/2017	BOARD APPROVED 06/30/2018	WORKING BUDGET 06/30/2018	YTD ACTUALS 06/30/2018	DEPT REQUESTED 06/30/2019	CAO RECOMM 06/30/2019	BOARD APPROVED 06/30/2019
5124 - EXTERNAL CHARGES	\$19,874	\$23,000	\$23,000	\$18,874	\$23,000	\$23,000	\$0
5128 - INTERNAL SHREDDING CHARGES	\$862	\$900	\$900	\$900	\$900	\$900	\$0
5129 - INTERNAL COPY CHARGES (NON-IS)	\$1,291	\$1,046	\$1,046	\$628	\$1,996	\$1,996	\$0
5152 - WORKERS COMPENSATION	\$8,413	\$9,697	\$9,697	\$9,696	\$7,176	\$7,176	\$0
5155 - PUBLIC LIABILITY INSURANCE	\$6,567	\$7,113	\$7,113	\$7,113	\$6,087	\$6,087	\$0
5315 - COUNTY COST PLAN	\$90,262	\$46,910	\$46,910	\$46,910	\$35,694	\$35,694	\$0
5333 - MOTOR POOL	\$9,333	\$10,600	\$10,600	\$5,694	\$9,600	\$9,600	\$0
INTERNAL CHARGES	\$138,301	\$101,082	\$101,082	\$91,633	\$85,664	\$85,664	\$0
TOTAL EXPENSES:	\$1,126,004	\$1,302,287	\$1,302,925	\$1,007,673	\$1,305,538	\$1,305,538	\$0
BUDGET UNIT: 022501 CHILD SUPPORT SERVICES	\$45,001	\$0	(\$638)	\$63,200	\$0	\$0	\$0

PUBLIC ADMINISTRATOR

023600

DEPARTMENTAL FUNCTIONS

The Public Administrator (PA) investigates and may administer the estates of persons who die with no will or without an appropriate person willing or able to act as administrator. The Public Administrator has the same duties and functions as private Administrators, including, but not limited to:

- o Protect the decedent's property from waste, loss or theft;
 - o Make appropriate burial arrangements;
 - o Conduct thorough investigations to discover all assets;
 - o Ensure that the estate is administered according to the decedent's wishes;
 - o Pay decedent's bills and taxes;
 - o Locate persons entitled to inherit from the estate and ensure that these individuals receive their inheritance;
 - o PA referrals: One (1) administration of a formal probate in a large estate. It is probable that the final disposition may not conclude in FY 18/19. We are still marshaling the Estate which may be a more lengthy process as Decedent was not a naturalized citizen and some of Decedent's cash assets are located in England. The Public Administrator's fees for this estate may be \$8,000.00 >. Public Administrator will also submit fees for court approval for fees for County Counsel that will equal PA fees. One (1) Formal Probate of an Estate with approximate value of \$30,000 all of which is Real Property, no cash assets. Fees will equate to approximately \$1,200 for both PA and County Counsel respectively.
- PA received six (6) Decedent properties from Coroner that were indigent, however PA was required to manage the disposition of personal property (of no value), burial and heir search.

The Public Guardian (PG) or Public Conservator conducts the official investigation into conservatorship matters. The Public Guardian also acts as the legally appointed guardian or conservator for persons found by the Superior Court to be unable to properly care for themselves or their finances or who can't resist undue influence or fraud. Such persons may suffer from dementia or other mental health disorders and are often older, frail or vulnerable adults. The Court may appoint conservatorship of the person only, the estate only or of both person and estate.

- o Conservatorship of the Person entails care of the conservatee's physical and mental health. Public Conservator determines where the conservatee shall live, facilitates appropriate arrangements for health care, housekeeping, transportation, and recreation;
- o Conservatorship of the Estate entails management of conservatee's finances. Conservator locates and takes control of assets, collects income due, pays bills, invests conservatee's money, buys and sells real property and protects conservatee's assets from theft, misappropriation or loss;
- o Public Conservator has eight (8) conservatee/guardianships.
- o 1 conservatee estates between \$100,000 to \$500,000
- o 7 estates below \$20,000
- o 1 conservatee with real property
- o 3 conservatees live independently and/or in their own home
- o 3 conservatees live in assisted living
- o 3 conservatees live in skilled nursing facilities

California Probate law requires Public Guardian to place conservatees in the least restrictive setting and requires a great deal of deliberation and petitioning to remove a conservatee from their home. The less restrictive a placement is, the more oversight and 24 hour hands on daily management are required.

Public Conservator has thirteen (13) deceased conservatee estates that require Final Report and Accounting, final distributions and petitions to close estates. Final Accounts and reports can be lengthy and time consuming. All conservatees have multiple physical health issues that require frequent re-assessment of health care and directives. All require extensive case management with respect to Social Security benefits and Health and Drug care benefits, as well as property and money management;

o Public Conservator had eight (8) referrals in FY 2017-2018 that were investigated, five (5) which did not meet the criteria for conservatorship, (3) three require conservato

MAJOR ACCOMPLISHMENTS IN FISCAL YEAR 2017-2018

- PG has maintained exceptional care and management of her conserved persons with minimal assistance.
- PA has begun to train her part time personnel that has been in place for six months in Probate proceedings as outlined in Department functions and hopes to begin to manage the backlog of decedents estates as time allows.
- With assistance of County Counsel, PG submitted and was granted a revision of Public Guardian Fees increasing allowable fees to be taken for both PG and County Counsel.

GOALS FOR FISCAL YEAR 2018-2019

- PAPG hopes that the Board of Supervisors will allow funding for a full time position to be restored which will enable PAPG to file accountings and receive fees in a timely manner.

DEPARTMENTAL BUDGET REQUEST FOR FISCAL YEAR 2018-2019

The Department's Fiscal Year 2018-2019 Requested Budget represents an overall increase of \$47,739 in expenditures, and an increase of \$0 in revenues, when compared to the Fiscal Year 2017-2018 Board Approved Budget. As a result, the Requested Net County Cost is increased by \$47,739.

PAPG is very grateful to have received a Part Time position to assist in the daily management of her case load for Guardianships and Conservatorships. The PA duties have been greatly enhanced with a second person to help facilitate the time consuming work associated with estate management that has been delayed for both deceased conservatees and PA decedents. The variety of duties and skill sets required will take a great deal of time to learn and master without direct instruction. If a full time position is granted, the office of PAPG can function at an efficient level to ensure higher fees are taken in without compromising the duties required by California Probate Law.

Personnel Costs increased by \$47,502 compared to the Fiscal Year 2017-2018 Board Approved Budget, due to a request to restore a full time position to cover the duties of the two departments that PAPG manages. Salary increase granted by the Board of Supervisors taking effect January 2019.

Revenues

4682 (ESTATE FEES) increased by \$0: Estate Fees may increase with ability to manage with a full time position restored; **4683** (PUBLIC GUARDIAN FEES) increased by \$0: Public Guardian fees may increase with the assistance of a full time position to facilitate needs of Person and Estate concurrently.

Personnel

The Department's Requested Budget represents an increase in the number of fulltime equivalent (FTE) positions that are supported by this budget.

PAPG requests a Full time Position to support the case load of both the Public Administrator and the Public Guardian management of the Person and Estate.

Salary increase for PAPG granted by Board of Supervisors that takes effect January 2019.

Services & Supplies

(There are no changes in this object category from the previous fiscal year.)

Support & Care of Persons

(There are no changes in this object category from the previous fiscal year.)

Fixed Assets

(There are no changes in this object category from the previous fiscal year.)

FISCAL YEAR 2018-2019 REDUCTION IMPACTS TO BASE BUDGET

PAPG has requested an increase in personnel costs of \$47,502. A portion funds the PAPG increase in salary granted by the Board of Supervisors that takes effect January, 2019 and a portion funds personnel costs to increase the current BPAR position to a Full Time position.

The alternative to a full time position would be to fund a possible one time fee for purchase of Accounting Software for Guardianships and Conservatorships that are designed for the special issues of PGPC that will provide features that will generate financial reports and time management (fees/services) to maximize Fees that are based on time spent on each case, court accounting, taxes, Medi-Care, Medi-Cal management, Social Security accountings, phone logs, etc.

FISCAL YEAR 2018-2019 STATE/FEDERAL FUNDING SUMMARY

None

FISCAL YEAR 2018-2019 REGULATORY COMPLIANCE SUMMARY

PAPG Certifications Fees and Association Fees are required by California Probate Code Sections 7605 & 2923 which include mandatory CAPAPGPC conference for continuing education training.

PAPG funds Association fees under General Operating Expenses 5311 and Travel to Conferences under Motor Pool 5333 and Travel Expense 5331

MAJOR POLICY CONSIDERATIONS BEING REQUESTED

PAPG is not requesting any major policy changes.

COUNTY OF INYO

BUD002A - BUDGET REQUESTS

RUNDATE: 06/30/2018 TODAY'S DATE: 08/09/2018

FOR FISCAL YEARS: 07/01/2016 - 06/30/19

	YTD ACTUALS 06/30/2017	BOARD APPROVED 06/30/2018	WORKING BUDGET 06/30/2018	YTD ACTUALS 06/30/2018	DEPT REQUESTED 06/30/2019	CAO RECOMM 06/30/2019	BOARD APPROVED 06/30/2019
BUDGET UNIT: 023600 PUBLIC ADMINISTRATOR							
FUND: 0001 GENERAL FUND							
REVENUES:							
4682 - ESTATE FEES	\$0	\$4,000	\$5,000	\$1,000	\$4,000	\$4,000	\$0
4683 - PUBLIC GUARDIAN FEES	\$0	\$4,000	\$3,000	\$6,376	\$4,000	\$4,000	\$0
CHARGES FOR CURRENT SERVICES	\$0	\$8,000	\$8,000	\$7,376	\$8,000	\$8,000	\$0
4998 - OPERATING TRANSFERS IN	\$0	\$0	\$0	\$0	\$0	\$21,100	\$0
OTHER FINANCING SOURCES	\$0	\$0	\$0	\$0	\$0	\$21,100	\$0
4999 - PRIOR YEARS REIMBURSEMENTS	\$152	\$0	\$0	\$0	\$0	\$0	\$0
OTHER REVENUE	\$152	\$0	\$0	\$0	\$0	\$0	\$0
TOTAL REVENUES:	\$152	\$8,000	\$8,000	\$7,376	\$8,000	\$29,100	\$0
EXPENSES:							
5001 - SALARIED EMPLOYEES	\$68,867	\$69,792	\$69,792	\$66,569	\$113,980	\$113,980	\$0
5012 - PART TIME EMPLOYEES	\$0	\$19,925	\$19,925	\$12,275	\$0	\$0	\$0
5021 - RETIREMENT & SOCIAL SECURITY	\$5,036	\$6,863	\$6,863	\$5,814	\$8,809	\$8,809	\$0
5022 - PERS RETIREMENT	\$18,346	\$11,669	\$11,669	\$11,130	\$15,834	\$15,834	\$0
5024 - RETIREMENT-UNFUNDED LIAB	\$0	\$9,155	\$9,155	\$9,155	\$11,383	\$11,383	\$0
5031 - MEDICAL INSURANCE	\$13,126	\$18,407	\$18,407	\$13,050	\$32,357	\$32,357	\$0
5032 - DISABILITY INSURANCE	\$0	\$191	\$191	\$121	\$1,141	\$1,141	\$0
SALARIES & BENEFITS	\$105,376	\$136,002	\$136,002	\$118,117	\$183,504	\$183,504	\$0
5122 - CELL PHONES	\$66	\$0	\$0	\$0	\$0	\$0	\$0
5265 - PROFESSIONAL & SPECIAL SERVICE	\$0	\$0	\$0	\$0	\$0	\$3,600	\$0
5291 - OFFICE, SPACE & SITE RENTAL	\$760	\$1,140	\$1,140	\$1,135	\$1,140	\$1,140	\$0
5311 - GENERAL OPERATING EXPENSE	\$3,624	\$4,600	\$5,280	\$5,154	\$4,600	\$4,600	\$0
5331 - TRAVEL EXPENSE	\$1,674	\$2,350	\$1,750	\$0	\$2,350	\$2,350	\$0
5351 - UTILITIES	\$1,256	\$1,200	\$1,170	\$760	\$1,200	\$1,200	\$0
SERVICES & SUPPLIES	\$7,381	\$9,290	\$9,340	\$7,050	\$9,290	\$12,890	\$0
5123 - TECH REFRESH EXPENSE	\$1,132	\$1,211	\$1,211	\$1,211	\$1,211	\$1,211	\$0
5128 - INTERNAL SHREDDING CHARGES	\$144	\$150	\$150	\$150	\$150	\$150	\$0
5129 - INTERNAL COPY CHARGES (NON-IS)	\$16	\$10	\$60	\$119	\$100	\$100	\$0

COUNTY OF INYO

BUD002A - BUDGET REQUESTS

RUNDATE: 06/30/2018 TODAY'S DATE: 08/09/2018

FOR FISCAL YEARS: 07/01/2016 - 06/30/19

	YTD ACTUALS 06/30/2017	BOARD APPROVED 06/30/2018	WORKING BUDGET 06/30/2018	YTD ACTUALS 06/30/2018	DEPT REQUESTED 06/30/2019	CAO RECOMM 06/30/2019	BOARD APPROVED 06/30/2019
5152 - WORKERS COMPENSATION	\$991	\$1,161	\$1,161	\$1,161	\$1,169	\$1,169	\$0
5155 - PUBLIC LIABILITY INSURANCE	\$774	\$852	\$852	\$852	\$991	\$991	\$0
5333 - MOTOR POOL	\$2,060	\$3,000	\$2,900	\$1,772	\$3,000	\$3,000	\$0
INTERNAL CHARGES	\$5,117	\$6,384	\$6,334	\$5,266	\$6,621	\$6,621	\$0
5650 - EQUIPMENT	\$0	\$0	\$0	\$0	\$0	\$17,500	\$0
FIXED ASSETS	\$0	\$0	\$0	\$0	\$0	\$17,500	\$0
TOTAL EXPENSES:	\$117,876	\$151,676	\$151,676	\$130,433	\$199,415	\$220,515	\$0
BUDGET UNIT: 023600 PUBLIC ADMINISTRATOR	(\$117,723)	(\$143,676)	(\$143,676)	(\$123,057)	(\$191,415)	(\$191,415)	\$0

PROBATION - GENERAL

023000

DEPARTMENTAL FUNCTIONS

Our Vision is to provide services that allow our clients to remain in the Community as productive citizens. This is accomplished by ensuring clients comply with Court orders and supervision conditions and helping the client learn to act in socially responsible ways.

We assist in repairing harm to the community by aiding victims of crime and collecting restitution.

Mission Statement - Our mission is to serve the community and the Court by providing meaningful, timely information, enforcing court orders, assisting victims, and facilitating the re-socialization of offenders through research based treatment modalities.

Program Elements: Supervision, Investigations, Victim Advocacy, Community Protection, Behavior Change Using Best Practices.

The Probation Department is an arm of the Court that is responsible to provide sentencing recommendations when referred by the Court. It is the duty of the Probation Officer to ensure that the Orders of the Court are followed by the probationer. The Probation Department is responsible for the supervision of offenders who otherwise would go to prison. As a result of 2011 Criminal Justice Realignment probation officers supervise those offenders who are released from jail after serving a portion of a "local" prison sentence and they supervise a high risk population of offenders who were released from prison.

In 2017, there were approximately 644 offenders being supervised by five (5) Deputy Probation Officers. There were over 200 reports filed with the Court. In addition, there were approximately 2,988 Court hearings for 423 individuals. Probation tries to have an officer present at each hearing.

In 2017 there were 850 assessments completed. It was determined that of the supervision population, 31.7% (down 3.3% from last year) are considered high risk to reoffend, 33.3% (down 1.1% from last year) are moderate risk, and 34.9% (up 4.9% from last year) are low risk to reoffend.

In 2017, there were over 2,500 hours of community work service completed by adult offenders.

MAJOR ACCOMPLISHMENTS IN FISCAL YEAR 2017-2018

- The Probation Department, in collaboration with the Superior Court, District Attorney, Sheriff's Department and Bishop PD implemented procedure for the completion of Prop. 3 and Penal Code Section 29810. This includes implementation of a declaration utilized by Probation Officers to report compliance with PC 29810 to the Court and a procedure for defendants subject to PC 29810 providing mandated firearms relinquishment and possession information to the Probation Department. Between January 2018 and the present, the Probation Department has completed in excess of 50 investigations into defendants compliance with PC 29810.
- Deputy Probation Officer Julie Weier received the CPOC Central Region Employee of the Year award and was recognized by the BOS with a proclamation for this accomplishment. The Probation Department continues to be active in the community by participating in Shop With A Cop, the Drug Take Back Program, the job fair, and volunteering during emergencies such as the Pleasant Valley fire. The Probation Department's Intern Program and was pleased to provide two internships to Cerro Coso students to assist them with obtaining their Human Services Certificates.
- In collaboration with the Court, DA, HHS and Public Defenders, we implemented Reentry Court in September of 2017. Most recent recidivism rates indicate an approximate 7% recidivism rate for this population, meaning, clients in the program not committing new offenses that result in custodial time or supervision being revoked.

- The Probation MRT program had (6) graduate from the program. Probation Department personnel also provide this program on both a group and individual level at the Inyo County Jail as part of our Reentry Services program.
- Training continues to focus on the skill needed to case management and supervise clients in the post AB 109 era. During FY 17/18, this has included training in field tactics/high risk building entry, bi-monthly firearms training; Effective Practices In Community Supervision (EPICS), Advanced Tactical Handgun Training; in addition to multiple additional trainings to provide officers with evidenced based skill sets and knowledge to enhance case management.

GOALS FOR FISCAL YEAR 2018-2019

- Implement an employee engagement plan which includes the development of a new Probation Department Mission Statement and Values Statement; a systematic plan for the daily recognition of employees accomplishments and contribution to the Department mission and values, and the development of policy related to Probation Department professional standards and conduct. This will serve to increase employee job satisfaction and productivity by giving department personnel a sense of ownership in the organization and its mission.
- Finalize the new Probation Department (Lexipol) Policy and Procedure Manual and publish to all employees.
- Implement a telephonic reporting system using the Probation Department case management system, which will be utilized for low risk offenders. This will reduce office check-ins and allow staff to more fully engage and case manage high risk offenders, and reduce cost by eliminating the need to document paperwork in the case management system.
- Continue to support and expand the provision of evidence based services, which will include the provision of one additional Moral Recognition Therapy group for out of custody clients.

DEPARTMENTAL BUDGET REQUEST FOR FISCAL YEAR 2018-2019

The Department's Fiscal Year 2018-2019 Requested Budget represents an overall increase of \$72,422 in expenditures, and an increase of \$14,399 in revenues, when compared to the Fiscal Year 2017-2018 Board Approved Budget. As a result, the Requested Net County Cost is increased by \$58,023.

The Probation General Budget did not change much with the exception of added expenditures due to the increased use of non-general fund dollars such as SB678 and AB109.

There was an increase in revenues due to anticipated higher state revenues in Prop 172, JPA funds, and a slight increase in AB109 requests as well as a small increase in SB678 reimbursement.

Personnel Costs increased by \$71,008 compared to the Fiscal Year 2017-2018 Board Approved Budget, due to increased benefits, 2 career ladder adjustments, and an increase in PERS retirement unfunded liability. It should be noted that a full time DPO position has also been budgeted, however salary savings will be realized while that position remains vacant.

Revenues

4483 (STANDARDS & TRAIN FOR CORRECT) decreased by \$1,230: State funded allocation dependent on annual STC training plan (this may increase a little as the Governor included full funding in his proposed budget); **4485** (STATE - PUBLIC SAFETY SERVICES) increased by \$15,000: Grant funds allocated from the State FY17-18 is projected to be \$189,000;

4498 (STATE GRANTS) decreased by \$6,563: Grant funds allocated from the State provided to a CBO to implement a reentry program. The revenue was reduced to reflect the amount of funds in the trust that are available; **4499** (STATE OTHER) increased by \$4,470: SB678 funds used to increase expenditures to offset general fund by increasing expenditures the revenue increased; **4552** (FEDERAL OTHER) increased by \$722: small increase based on FY17-18 receipts; **4821** (INTRA COUNTY CHARGES) increased by \$2,000: AB109 planning funds requested to use for upcoming training in FY18-19.

Personnel

The Department's Requested Budget represents no change in the number of fulltime equivalent (FTE) positions that are supported by this budget.

There are no changes in FTE supported by this budget.

Services & Supplies

5112 (PERSONAL & SAFETY EQUIPMENT) increased by \$3,000: Increase in expenditure using non-general fund dollars; **5122** (CELL PHONES) increased by \$348: Increase in expenditure to accurately reflect cost of cell phones; **5232** (OFFICE & OTHER EQUIP < \$5,000) increased by \$530: Increase in expenditures for needed equipment and supplies. Using non-general fund dollars; **5260** (HEALTH - EMPLOYEE PHYSICALS) increased by \$1,200: Increased for the cost of health physical for vacant DPO position; **5265** (PROFESSIONAL & SPECIAL SERVICE) increased by \$1,650: Increase due to additional training funds requested from AB109; **5291** (OFFICE, SPACE & SITE RENTAL) increased by \$1,565: County lease agreement increase; **5311** (GENERAL OPERATING EXPENSE) increased by \$1,225: Increased expenditures using non-general fund dollars; **5331** (TRAVEL EXPENSE) increased by \$500: Increased expenditures for travel and training, requested to use AB109, non-general fund dollars to offset increases; **5351** (UTILITIES) decreased by \$6,972: Non-general funds are budgeted to pay the entire cost of the probation CLETS line. FY17-18 only half of the cost was paid.

Support & Care of Persons

(There are no changes in this object category from the previous fiscal year.)

Fixed Assets

(There are no changes in this object category from the previous fiscal year.)

FISCAL YEAR 2018-2019 REDUCTION IMPACTS TO BASE BUDGET

A significant reduction in general fund contribution to this year's budget could result in the loss of personnel and possibly the loss of certain services to the citizens of Inyo County.

Compliance with the annual STC training plan with the Corrections and Standards Authority would be in jeopardy, thereby reducing revenues even more. The safety and security of Deputy Probation Officers will be at risk if the appropriate equipment and training is not provided to them.

FISCAL YEAR 2018-2019 STATE/FEDERAL FUNDING SUMMARY

- The Probation General budget relies on several funding streams for revenues.
- o Standards and Training for Corrections - These funds for the time being are relatively stable. These funds help defray the total cost of training Deputy Probation Officers. They were never intended to completely cover the costs of training probation staff to the high standards (40 hours annually) that are required.
 - o Prop 172, Maintenance of Effort - A state fund that is based on sales tax. This is a stable funding stream that is projected to receive the same funds from last year. These funds are used to for the general operation of the Probation Department.
 - o Juvenile Probation Account (JPA)/Juvenile Probation Funding (JPF) - State funding critical to law enforcement that is funded by Vehicle License Fees (VLF). These funds are used for the general operation of the Probation Department.
 - o SB678 (Probation Services Incentive Fund) - These are state funds that have been recently approved in the Governor's 18-19 budget. They are awarded to Counties that are able to successfully reduce revocations of Probation that result in a prison commit. There is a small county minimum to insure that small counties receive funding each year. These funds are to be used to provide evidenced based services in an effort to reduce recidivism. For FY 2018-2019 it is anticipated to expend \$206,247 on various programs including but not limited to Prop 36 (portion of DPO salary), Adult Community Work Service (portion of PA salary), training and travel for DPOs, drug testing, and risk/needs assessments.
 - o AB109 Criminal Justice Realignment Funds - State funds allocated to each county to help offset the cost of managing the criminal justice system. These funds are protected by constitutional law. Funds are placed in a trust and allocated to each department upon approval of the Inyo County Board of Supervisors.

FISCAL YEAR 2018-2019 REGULATORY COMPLIANCE SUMMARY

Managers and DPOs are required to complete forty (40) hours of STC certified training each year. The STC allocation depends on compliance with this requirement. In addition, armed Probation Officers are required to qualify on the gun range at a minimum of quarterly each year.

AB109 Realignment requires the Probation Department to supervise all Post Release Community Supervision offenders as well as all Mandatory Supervision Offenders as they are released from custody. In addition, the law states that evidence based practices/best practices shall be used to provide rehabilitative services to this population of offender. AB109 funds are made available by the State to fund these requirements.

SB678 and AB109 require data collection and output measures.

Proposition 36 requires a certain level of supervision and case management. Prop. 36 dollars were eliminated; however, the law remains.

All newly hired Probation Officers must have a background check, psychological evaluation, and medical screen. They must complete Probation Officer's Core training as well as PC832 laws of arrest training.

MAJOR POLICY CONSIDERATIONS BEING REQUESTED

It is anticipated that the Probation Department will request that one (1) full-time Deputy Probation Officer vacancy be filled. A temporary part-time DPO position will be utilized in the short term to help with the workload. Due to current vacancies, a reorganization is being considered to create better efficiency and effectiveness. The probation department has proposed to eliminate the Administrative Legal Secretary position that is currently vacant and add an Administrative Analyst position.

In an effort to upgrade and take advantage of technological advances, the Probation Department will be requesting to implement upgrades to a new case management system.

Adult services will be expanded as resources allow.

COUNTY OF INYO

BUD002A - BUDGET REQUESTS

RUNDATE: 06/30/2018 TODAY'S DATE: 08/09/2018

FOR FISCAL YEARS: 07/01/2016 - 06/30/19

	YTD ACTUALS 06/30/2017	BOARD APPROVED 06/30/2018	WORKING BUDGET 06/30/2018	YTD ACTUALS 06/30/2018	DEPT REQUESTED 06/30/2019	CAO RECOMM 06/30/2019	BOARD APPROVED 06/30/2019
BUDGET UNIT: 023000 PROBATION - GENERAL							
FUND: 0001 GENERAL FUND							
REVENUES:							
4214 - SUPERIOR COURT FINES	\$8	\$0	\$8	\$9	\$0	\$0	\$0
FINES & FORFEITURES	\$8	\$0	\$8	\$9	\$0	\$0	\$0
4483 - STANDARDS & TRAIN FOR CORRECT	\$4,488	\$5,100	\$4,590	\$4,589	\$3,870	\$3,870	\$0
4485 - STATE - PUBLIC SAFETY SERVICES	\$175,817	\$165,000	\$165,000	\$189,720	\$180,000	\$185,000	\$0
4489 - JUVENILE JUSTICE	\$64,944	\$53,067	\$53,067	\$40,220	\$53,067	\$53,067	\$0
4498 - STATE GRANTS	\$3,121	\$15,000	\$11,879	\$3,219	\$8,437	\$8,437	\$0
4499 - STATE OTHER	\$149,885	\$225,577	\$225,577	\$142,119	\$230,047	\$230,047	\$0
4552 - FEDERAL OTHER	\$2,488	\$1,500	\$1,500	\$2,071	\$2,222	\$2,222	\$0
AID FROM OTHER GOVT AGENCIES	\$400,745	\$465,244	\$461,613	\$381,941	\$477,643	\$482,643	\$0
4673 - COST OF PROBATION	\$19,175	\$20,000	\$20,000	\$21,172	\$20,000	\$20,000	\$0
4676 - RESTITUTION	\$0	\$0	\$54	\$54	\$0	\$0	\$0
4677 - ELECTRONIC MONITORING	\$9,668	\$15,000	\$15,000	\$7,659	\$15,000	\$15,000	\$0
4812 - NSF CHARGES	\$0	\$0	\$25	\$25	\$0	\$0	\$0
4819 - SERVICES & FEES	\$3,105	\$1,300	\$2,394	\$2,762	\$1,300	\$1,300	\$0
4821 - INTRA COUNTY CHARGES	\$64,236	\$213,438	\$213,438	\$48,280	\$215,438	\$215,438	\$0
CHARGES FOR CURRENT SERVICES	\$96,186	\$249,738	\$250,911	\$79,954	\$251,738	\$251,738	\$0
TOTAL REVENUES:	\$496,940	\$714,982	\$712,532	\$461,905	\$729,381	\$734,381	\$0
EXPENSES:							
5001 - SALARIED EMPLOYEES	\$729,060	\$757,122	\$752,757	\$702,335	\$741,479	\$733,210	\$0
5003 - OVERTIME	\$10,740	\$8,000	\$11,000	\$9,458	\$11,000	\$11,000	\$0
5005 - HOLIDAY OVERTIME	\$0	\$0	\$141	\$141	\$0	\$0	\$0
5012 - PART TIME EMPLOYEES	\$0	\$0	\$0	\$1,364	\$25,529	\$25,529	\$0
5021 - RETIREMENT & SOCIAL SECURITY	\$56,826	\$59,831	\$59,831	\$56,531	\$60,000	\$59,371	\$0
5022 - PERS RETIREMENT	\$189,088	\$115,500	\$115,500	\$112,757	\$107,967	\$106,582	\$0
5024 - RETIREMENT-UNFUNDED LIAB	\$0	\$109,865	\$109,865	\$109,865	\$136,604	\$136,604	\$0
5031 - MEDICAL INSURANCE	\$126,540	\$131,117	\$131,117	\$125,068	\$183,017	\$179,987	\$0
5032 - DISABILITY INSURANCE	\$6,442	\$7,459	\$7,459	\$6,707	\$7,646	\$7,563	\$0
5034 - EDUCATION REIMBURSEMENT	\$217	\$350	\$0	\$0	\$700	\$700	\$0
5042 - SICK LEAVE BUY OUT	\$7,771	\$4,838	\$5,222	\$5,222	\$2,644	\$2,644	\$0

COUNTY OF INYO

BUD002A - BUDGET REQUESTS

RUNDATE: 06/30/2018 TODAY'S DATE: 08/09/2018

FOR FISCAL YEARS: 07/01/2016 - 06/30/19

	YTD ACTUALS 06/30/2017	BOARD APPROVED 06/30/2018	WORKING BUDGET 06/30/2018	YTD ACTUALS 06/30/2018	DEPT REQUESTED 06/30/2019	CAO RECOMM 06/30/2019	BOARD APPROVED 06/30/2019
5043 - OTHER BENEFITS	\$11,887	\$20,160	\$21,000	\$22,357	\$8,664	\$8,664	\$0
SALARIES & BENEFITS	\$1,138,575	\$1,214,242	\$1,213,892	\$1,150,651	\$1,285,250	\$1,271,854	\$0
5112 - PERSONAL & SAFETY EQUIPMENT	\$3,840	\$7,000	\$7,000	\$4,410	\$10,000	\$8,000	\$0
5122 - CELL PHONES	\$3,287	\$2,652	\$3,571	\$3,558	\$3,000	\$3,000	\$0
5232 - OFFICE & OTHER EQUIP < \$5,000	\$6,828	\$4,280	\$4,280	\$4,280	\$4,810	\$4,810	\$0
5260 - HEALTH - EMPLOYEE PHYSICALS	\$0	\$0	\$0	\$0	\$1,200	\$1,200	\$0
5265 - PROFESSIONAL & SPECIAL SERVICE	\$80,224	\$130,167	\$149,702	\$71,458	\$131,817	\$131,817	\$0
5291 - OFFICE, SPACE & SITE RENTAL	\$69,030	\$73,015	\$73,065	\$72,154	\$74,580	\$74,580	\$0
5311 - GENERAL OPERATING EXPENSE	\$49,850	\$68,485	\$72,877	\$44,373	\$69,710	\$69,710	\$0
5331 - TRAVEL EXPENSE	\$8,251	\$17,303	\$18,303	\$17,839	\$17,803	\$17,803	\$0
5351 - UTILITIES	\$18,421	\$18,778	\$20,448	\$12,948	\$11,806	\$11,806	\$0
SERVICES & SUPPLIES	\$239,736	\$321,680	\$349,246	\$231,023	\$324,726	\$322,726	\$0
5121 - INTERNAL CHARGES	\$200	\$425	\$425	\$251	\$425	\$425	\$0
5123 - TECH REFRESH EXPENSE	\$10,413	\$12,730	\$12,730	\$12,730	\$11,102	\$11,102	\$0
5128 - INTERNAL SHREDDING CHARGES	\$918	\$960	\$960	\$960	\$960	\$960	\$0
5129 - INTERNAL COPY CHARGES (NON-IS)	\$4,829	\$4,324	\$4,324	\$5,000	\$5,528	\$5,528	\$0
5152 - WORKERS COMPENSATION	\$15,725	\$19,864	\$19,864	\$19,863	\$25,058	\$25,058	\$0
5155 - PUBLIC LIABILITY INSURANCE	\$8,574	\$9,160	\$9,160	\$9,160	\$9,321	\$9,321	\$0
5333 - MOTOR POOL	\$25,536	\$23,732	\$22,732	\$17,312	\$23,732	\$23,732	\$0
INTERNAL CHARGES	\$66,196	\$71,195	\$70,195	\$65,278	\$76,126	\$76,126	\$0
5539 - OTHER AGENCY CONTRIBUTIONS	\$3,121	\$15,000	\$11,879	\$4,340	\$8,437	\$8,437	\$0
OTHER CHARGES	\$3,121	\$15,000	\$11,879	\$4,340	\$8,437	\$8,437	\$0
TOTAL EXPENSES:	\$1,447,629	\$1,622,117	\$1,645,212	\$1,451,293	\$1,694,539	\$1,679,143	\$0
BUDGET UNIT: 023000 PROBATION - GENERAL	(\$950,689)	(\$907,135)	(\$932,680)	(\$989,388)	(\$965,158)	(\$944,762)	\$0

CRIMINAL JUSTICE-REALIGNMENT

023002

DEPARTMENTAL FUNCTIONS

In an effort to address overcrowding in California's prisons and assist in alleviating the state's financial crisis, the Public Safety and Realignment Act (Assembly Bill 109) was signed into law on April 5, 2011. AB 109 transfers responsibility for supervising specified lower level inmates and parolees from the California Department of Corrections and Rehabilitation to the counties. Implementation of the Public Safety Realignment Act was scheduled for October 1, 2011.

Additionally, Section 1230 of the California Penal Code is amended to read, "Each county local Community Corrections Partnership established pursuant to subdivision (b) of Section 1230 shall recommend a local plan to the County Board of Supervisors for the implementation of the 2011 public safety realignment. (b) The plan shall be voted on by an executive committee of each county's Community Corrections Partnership consisting of the Chief Probation Officer of the county as chair, a Chief of Police, the Sheriff, the District Attorney, the Public Defender, presiding Judge or his or her designee, and the department representative listed in either Section 1230(b)(2)(G), 1230(b)(2)(H) or 1230(b)(2)(J) as designated by the county Board of Supervisors for purposes related to the development and presentation of the plan. (c) The plan shall be deemed accepted by the Board of Supervisors unless rejected by a vote of 4/5ths in which case the plan goes back to the Community Corrections Partnership Executive Committee for further consideration. (d) Consistent with local needs and resources, the plan may include recommendations to maximize the effective investment of criminal justice resources in evidence based correctional sanctions and programs, including, but not limited to, new positions, day reporting centers, drug courts, residential multi-service centers, mental health treatment programs, electronic monitoring and GPS monitoring programs, victim restitution programs, counseling programs, community service programs, educational programs, and work training programs."

Key members of the Inyo County Community Corrections Partnership (CCP) include:

Executive Committee

Jeffrey L. Thomson, Chief Probation Officer (Chair)

Pamela Foster, CEO of the Court

Thomas Hardy, Inyo County District Attorney (Also representing Victim's Services)

Bill Lutze, Inyo County Sheriff

Ted Stec, Bishop Chief of Police

Marilyn Mann, Health and Human Services Director

A Representative of the Public Defender

MAJOR ACCOMPLISHMENTS IN FISCAL YEAR 2017-2018

- Successfully hired a new Reentry Coordinator and provided a dedicated DPO to help support the new reentry court and reentry program with approximately 30 high risk clients
- Provided MRT, substance abuse, and life skills programs to inmates of the jail
- Celebrated the first 6 successful completions of the reentry program
- Recidivism rates for the reentry are approximately 7%.
- Every inmate in the reentry program leaves the jail with an assessment completed and a case plan

GOALS FOR FISCAL YEAR 2018-2019

- Expand in-custody services through the jail sponsored Edovo tablet education program
- Continue case management system integration with partner agencies
- Hire a case manager to provide support for in-custody and out of custody reentry clients
- Sustain alternative sentencing programs, treatment programs and offender supervision to keep the jail population under 99.

DEPARTMENTAL BUDGET REQUEST FOR FISCAL YEAR 2018-2019

The Department's Fiscal Year 2018-2019 Requested Budget represents an overall increase of \$15,631 in expenditures, and an increase of \$15,631 in revenues, when compared to the Fiscal Year 2017-2018 Board Approved Budget. As a result, the Requested Net County Cost is increased by \$0.

The criminal justice realignment budget is state monies provided to counties to provide programs and services within the criminal justice system. The funds are utilized as approved by the Inyo County Board of Supervisors on a reimbursement basis. It is anticipated that the state base allocation of AB109 funds for th FY18-19 will be \$829,000 based on the Governor's 2018-2019 proposed budget. This does not include the estimated FY17-18 growth funds nor does it include the CCP planning funds.

Personnel Costs did not change compared to the Fiscal Year 2017-2018 Board Approved Budget.

Revenues

4460 (REALIGNMENT - 2011) increased by \$15,631: Last year's budget included a partial year of salary for the Rehabilitation Specialist. The increase is due to a full year of salary.

Personnel

The Department's Requested Budget represents no change in the number of fulltime equivalent (FTE) positions that are supported by this budget.

There are no changes in personnel requests supported by this budget.

Services & Supplies

(There are no changes in this object category from the previous fiscal year.)

Support & Care of Persons

(There are no changes in this object category from the previous fiscal year.)

Fixed Assets

(There are no changes in this object category from the previous fiscal year.)

FISCAL YEAR 2018-2019 REDUCTION IMPACTS TO BASE BUDGET

In November of 2012, the voters of California passed Proposition 30 which created a constitutional amendment prohibiting the Legislature from reducing or removing Realignment funding to the counties. However, reduction in funding levels would severely impact the many programs and services that are currently being offered by the Sheriff's Office, Health and Human Services Department, the District Attorney's Office, and The Probation Department in Inyo County. Some examples include inmate educational and vocational programs, offender case management, training, and the offender reentry program.

FISCAL YEAR 2018-2019 STATE/FEDERAL FUNDING SUMMARY

The formula establishing statewide funding allotments for AB 109 implementation was recently changed with three goals in mind. First, to faithfully implement the Governor's vision of funding levels that allow counties the flexibility to implement realignment consistently with local needs and values while rewarding effective use of the allotted funds. Second, to do so in a way that avoids the likelihood of disrupting services in communities that have already been living with realignment for three years. Third, to fairly and accurately approximate the workload each county has to deal with, so that every county has an opportunity to succeed, and in succeeding to improve the lives of all of our residents.

The funding available through AB 109 is based on a weighted formula containing the following elements:

2018-19 BASE ALLOCATION (ESTABLISHING BASE SHARE)

The formula - which will establish each county's base share - contains factors in three categories, weighted as follows:

-Caseload: 45% (-)

Caseload recognizes the quantifiable effects of 2011 realignment on local public safety services.

It includes 1170(h) jail inmates, the post-release community supervision population, and felony probation caseload.

-Crime and population: 45% (-)

Crime and population factors recognize general county costs and the costs of diversion programs not otherwise capture in caseload data. This category includes adult population (ages 18-64) and the number of serious crimes.

-Special factors: 10% (+)

The special factors category recognizes socioeconomic and other unique factors that affect counties' ability to implement realignment. This category includes poverty, small county minimums, and impacts of state prisons on host counties.

FISCAL YEAR 2018-2019 REGULATORY COMPLIANCE SUMMARY

AB 109 reduces the number of offenders incarcerated in the state prison and releases low level offenders (non-sexual, non-violent offenders and non-serious offenders) to counties of commitment. It also changes the California Penal Code and sentencing practices to keep these low level offenders from being committed to the state prison. Community Corrections as detailed in the Realignment Act are non-prison sanctions imposed by a court that move offenders through a system of services that are evidence based and available to those who will most likely benefit from them, thereby redeeming both offenders and economies. The magnitude and scope of the legislation has required a paradigm shift for the criminal justice system in Inyo County. The justice partners, in conjunction with the Community Corrections Partnership stand ready and competent to provide public safety services, mindful of the realignment focus on evidence based practice solutions for alternatives to incarceration and reentry joined with public services.

COUNTY OF INYO

BUD002A - BUDGET REQUESTS

RUNDATE: 06/30/2018 TODAY'S DATE: 08/09/2018

FOR FISCAL YEARS: 07/01/2016 - 06/30/19

	YTD ACTUALS 06/30/2017	BOARD APPROVED 06/30/2018	WORKING BUDGET 06/30/2018	YTD ACTUALS 06/30/2018	DEPT REQUESTED 06/30/2019	CAO RECOMM 06/30/2019	BOARD APPROVED 06/30/2019
BUDGET UNIT: 023002 CRIMINAL JUSTICE-REALIGNMENT							
FUND: 0004 CRIMINAL JUSTICE-REALIGNMENT							
REVENUES:							
4460 - REALIGNMENT - 2011	\$285,806	\$507,357	\$507,357	\$158,021	\$522,988	\$522,988	\$0
AID FROM OTHER GOVT AGENCIES	\$285,806	\$507,357	\$507,357	\$158,021	\$522,988	\$522,988	\$0
TOTAL REVENUES:	<u>\$285,806</u>	<u>\$507,357</u>	<u>\$507,357</u>	<u>\$158,021</u>	<u>\$522,988</u>	<u>\$522,988</u>	<u>\$0</u>
EXPENSES:							
5121 - INTERNAL CHARGES	\$285,806	\$507,357	\$507,357	\$158,021	\$522,988	\$522,988	\$0
INTERNAL CHARGES	\$285,806	\$507,357	\$507,357	\$158,021	\$522,988	\$522,988	\$0
TOTAL EXPENSES:	<u>\$285,806</u>	<u>\$507,357</u>	<u>\$507,357</u>	<u>\$158,021</u>	<u>\$522,988</u>	<u>\$522,988</u>	<u>\$0</u>
BUDGET UNIT: 023002 CRIMINAL JUSTICE-REALIGNMENT	\$0	\$0	\$0	\$0	\$0	\$0	\$0

MAJOR POLICY CONSIDERATIONS BEING REQUESTED

Dependent on state legislature, the pre-trial program already implemented by the Probation Department may experience an increase in numbers supervised by the Probation Department. Currently the legislature has several bills outstanding that may reform the entire bail system in California.

JUVENILE INSTITUTIONS

023100

DEPARTMENTAL FUNCTIONS

This budget includes both Juvenile Probation Division and the Special Purpose Juvenile Center.

Special Purpose Juvenile Center- The Juvenile Center is a secure facility, which last year was transitioned from a full service facility to a special purpose facility. A special purpose facility is used for the temporary detention of a youth up to ninety-six (96) hours. Currently the Juvenile Center is being used as a weekend commit program. The primary function of the Juvenile Center is to provide a safe and secure environment for juvenile offenders. A secondary function of the Juvenile Center is to offer resources to minors in an effort to rehabilitate young lives. In 2017, Rehabilitation Specialists were utilized to provide program and services to youth who were on probation and to youth who are at risk of entering the juvenile justice system. By partnering with area schools, Rehabilitation Specialists and Deputy Probation Officers have been able to provide services to over 40 youth each month.

Juvenile Division - The Juvenile Division's primary function is to protect the community through the effective supervision of youth placed on probation. This is accomplished by enforcing court orders, assisting victims, and utilizing local and out of county resources in order to facilitate the rehabilitation of young offenders. In 2017, the average caseload size was forty (40) probationers being supervised by (2) Deputy Probation Officers and one (1) Probation Assistant. In addition, the Probation Department has provided over 400 hours of community service.

In 2017 there were 27 PACT Risk/Needs pre-screens and assessments completed. It was determined that out of the 27 offenders, 23% are considered high risk to reoffend, 27% are moderate risk, and 50% are low risk to reoffend. It should be noted that 33% of the youth that are supervised suffer from mental health issues, indicating the need to fund and enhance existing juvenile mental health services.

In 2017, 86% of the juvenile cases successfully terminated from formal probation.

MAJOR ACCOMPLISHMENTS IN FISCAL YEAR 2017-2018

- Rehabilitation Specialists are integrated in the community and within all of the area schools. In the last 12 months, more services have been offered to more youth. Rehabilitation Specialists have provided services and programs to over 40 youth per month.
- Rehabilitation Specialists continue to offer support for the new Keith Bright School located on the Jill Kinmont Boothe School campus and are now part of the orientation process for each student referred to the school.
- The Probation Department has successfully partnered with HHS and the FIRST team to transition youth from congregate care to a resource home and ultimately to family reunification. Currently probation has zero youth placed in out of county group homes.
- Provided 3 days of training in the use of Effective Practices in Community Supervision (EPICS) to all juvenile division staff including all Rehabilitation Specialists.
- Rehabilitation Specialists and Juvenile Probation Officers have received over 140 hours of community based training in working with youth and families.

GOALS FOR FISCAL YEAR 2018-2019

- Expand the after-school program to provide services to at-risk youth after school hours. The program will give schools throughout the county the ability to offer their students various programs provided by and supervised by Rehabilitation Specialists.

- Implement a non-secure weekend program to provide educational, vocational, and recreational programs to youth in our communities. This program will also provide a non-secure type sanction for youth who violate their probation terms.
- Utilize trained Rehabilitation Specialists to provide a substance abuse prevention program for probation youth who are ordered by the Court to attend. Working with Behavioral Health, it is hoped that this program would satisfy some of the hours needed for staff to earn their certification with their California Drug & Alcohol Certified Counselor (CDACC) certification.

DEPARTMENTAL BUDGET REQUEST FOR FISCAL YEAR 2018-2019

The Department's Fiscal Year 2018-2019 Requested Budget represents an overall decrease of \$117,984 in expenditures, and an increase of \$9,450 in revenues, when compared to the Fiscal Year 2017-2018 Board Approved Budget. As a result, the Requested Net County Cost is decreased by \$127,434.

The decrease in expenditures is mainly due to reduced salary costs. The APAR part-time employees were budgeted this year utilizing 2 BPAR positions to more accurately reflect the salaries and to give the Department the ability to better track the use of part-time employees.

Revenues are up due to anticipated increased State funding.

Personnel Costs decreased by \$125,749 compared to the Fiscal Year 2017-2018 Board Approved Budget, due to a number of vacant positions resulting from the juvenile services transition.

Revenues

4483 (STANDARDS & TRAIN FOR CORRECT) decreased by \$1,230: State funded allocation dependent on annual STC training plan submitted to BSCC (this may increase as the Governors proposed budget calls for full funding); **4485** (STATE - PUBLIC SAFETY SERVICES) increased by \$5,000: State funding estimates based on FY 17-18 estimated receipts; **4499** (STATE OTHER) increased by \$15,272: An increase in YOBG funded projects in expenditures, reflected in increaseD amount from YOBG trust; **4552** (FEDERAL OTHER) decreased by \$2,000: Based on estimated FY 17-18 receipts due to the declining number of eligible juveniles to claim; **4998** (OPERATING TRANSFERS IN) decreased by \$7,242: In prior years the annual inspection of fire suppression systems at the Juvenile Center was provided through funding from the Criminal Justice Facilities Trust; **4961** (REIMBURSED EXPENSES) decreased by \$350: No longer able to collect fees from juveniles due to new California law.

Personnel

The Department's Requested Budget represents no change in the number of fulltime equivalent (FTE) positions that are supported by this budget.

There will be a number of vacancies due to the juvenile services transition plan.

Services & Supplies

5112 (PERSONAL & SAFETY EQUIPMENT) increased by \$1,500: Safety equipment for DPOs. There will be a need to purchase new equipment including bullet proof vests. Non-general funds will help offset the cost; **5122** (CELL PHONES) increased by \$894: Added cost of cell phone service to include Rehabilitation Specialists. No new service requested; **5131** (FOOD & HOUSEHOLD SUPPLIES) decreased by \$1,000: Less need due to juvenile services transition plan;

5232 (OFFICE & OTHER EQUIP < \$5,000) increased by \$9,800: Office equipment need. Non-general funds will be used to offset costs; **5311** (GENERAL OPERATING EXPENSE) increased by \$150: Increase due to need for office supplies; **5331** (TRAVEL EXPENSE) increased by \$5,400: The number of needed CORE training for new hires. Non-general funds will be used to offset the cost.

Support & Care of Persons

(There are no changes in this object category from the previous fiscal year.)

Fixed Assets

(There are no changes in this object category from the previous fiscal year.)

FISCAL YEAR 2018-2019 REDUCTION IMPACTS TO BASE BUDGET

Programs and services to the citizens of Inyo County would suffer. Reduction of the FY 2018-2019 budget will most likely result in less travel, more local training offered, and less overtime approved. The department will meet budget targets by attempting to continue to decrease the number of out of home placements, as well as small reductions in some service and supply lines. Severe reduction to base budget could result in the loss of programs, and personnel. Remaining in compliance with the annual STC training plan with the Board of State and Community Corrections would be in jeopardy, thereby reducing revenues even more. The safety and security of Deputy Probation Officers and Rehabilitation Specialists could be at risk if the appropriate equipment and training is not provided to them.

FISCAL YEAR 2018-2019 STATE/FEDERAL FUNDING SUMMARY

-Standards and Training for Corrections - These funds for the time being are relatively stable. These funds help defray the total cost of training Deputy Probation Officers and Group Counselors. They were never intended to completely cover the costs of training probation staff to the high standards (40 hours annually) that are required.

-Social Services Realignment - These dollars come from social services through the State. As with most items, the budgeted revenue is purely an estimate. These funds are used for the general operation of the Probation Department including some salaries and benefits.

-Maintenance of Effort, Prop 172 - A state fund that is based on sales tax. This is a stable funding stream. It is projected to increase based on last year's actuals. These funds are used for the general operation of the Probation Department including some salaries and benefits.

-JPAIJP, Juvenile Probation Fund- State funding critical to law enforcement that is funded by Vehicle License Fees (VLF). These funds are used for the general operation of the Probation Department including some salaries and benefits.

-Board of State and Community Corrections (BSCC) - Youth Offender Block Grant (YOBG) is a State-funding source to help defray the costs of programming and services for youth who no longer will be accepted in the Division of Juvenile Justice (DJJ). There have been no proposals for any cuts to these funds. These funds are to be used solely on juvenile programs, operations, and facilities. It is anticipated that \$222,745 will be expended this fiscal year on programs and projects including but not limited to staff training, electronic monitoring, mental health services for youth, drug testing, case plan development, cognitive behavioral programs, after school programs at the Juvenile Center and in the community, risk/needs assessments, and capital improvements to the Juvenile Center, including security upgrades.

FISCAL YEAR 2018-2019 REGULATORY COMPLIANCE SUMMARY

Supervisors and DPOs are required to complete forty (40) hours of STC certified training each year. Rehabilitation Specialists are required to complete twenty-four (24) hours of STC certified training each year. The STC allocation depends on compliance with this requirement.

All juvenile detention facilities, including special purpose facilities have certain standards and requirements pursuant to Title 15, which must be adhered to for the safety and protection of detained minors.

DPOs are required, pursuant to Title IV-E, to visit a minor who has been removed from his/her home on a monthly basis. Failure to do so could result in penalties assessed to the County.

All new DPOs and Rehabilitation Specialists have to complete pre-employment background screens. In addition, each DPO and Rehabilitation Specialist who supervise youth in detention should complete CORE training and PC 832 training within the first year of employment.

MAJOR POLICY CONSIDERATIONS BEING REQUESTED

Determine the best way to utilize Rehabilitation Specialists collaboratively with Health and Human Services in order to provide services to our area youth in the most effective and cost efficient manner, including the possibility of sharing staff between departments when providing certain services that can be funded with non-general fund dollars.

Reevaluate the operation of the secure weekend commit program for its effectiveness and numbers of youth ordered to complete such program.

The Probation Department will continue to explore different options for alternatives to secure detention with the appropriate cases including home supervision detention, electronic monitoring, and temporary detention in local foster homes.

Explore options for the temporary detention of youth pending a detention hearing, taking into consideration the safety and security of youth and staff.

COUNTY OF INYO

BUD002A - BUDGET REQUESTS

RUNDATE: 06/30/2018 TODAY'S DATE: 08/09/2018

FOR FISCAL YEARS: 07/01/2016 - 06/30/19

	YTD ACTUALS 06/30/2017	BOARD APPROVED 06/30/2018	WORKING BUDGET 06/30/2018	YTD ACTUALS 06/30/2018	DEPT REQUESTED 06/30/2019	CAO RECOMM 06/30/2019	BOARD APPROVED 06/30/2019
BUDGET UNIT: 023100 JUVENILE INSTITUTIONS							
FUND: 0001 GENERAL FUND							
REVENUES:							
4420 - SOCIAL SERVICE REALIGNMENT	\$15,389	\$76,435	\$76,435	\$19,108	\$76,435	\$76,435	\$0
4460 - REALIGNMENT - 2011	\$0	\$17,578	\$17,578	\$0	\$17,578	\$17,578	\$0
4483 - STANDARDS & TRAIN FOR CORRECT	\$4,488	\$5,100	\$4,589	\$4,589	\$3,870	\$3,870	\$0
4485 - STATE - PUBLIC SAFETY SERVICES	\$194,863	\$195,000	\$195,000	\$210,272	\$200,000	\$200,000	\$0
4499 - STATE OTHER	\$319,571	\$432,473	\$435,124	\$307,666	\$447,745	\$447,745	\$0
4552 - FEDERAL OTHER	\$22,392	\$22,000	\$20,000	\$18,642	\$20,000	\$20,000	\$0
AID FROM OTHER GOVT AGENCIES	\$556,705	\$748,586	\$748,726	\$560,279	\$765,628	\$765,628	\$0
4998 - OPERATING TRANSFERS IN	\$7,020	\$7,242	\$7,242	\$7,242	\$0	\$7,242	\$0
OTHER FINANCING SOURCES	\$7,020	\$7,242	\$7,242	\$7,242	\$0	\$7,242	\$0
4952 - OUTSIDE CONTRACT	\$285	\$0	\$0	\$0	\$0	\$0	\$0
4961 - REIMBURSED EXPENSES	\$165	\$350	\$210	\$210	\$0	\$0	\$0
OTHER REVENUE	\$450	\$350	\$210	\$210	\$0	\$0	\$0
TOTAL REVENUES:	\$564,175	\$756,178	\$756,178	\$567,731	\$765,628	\$772,870	\$0
EXPENSES:							
5001 - SALARIED EMPLOYEES	\$721,590	\$779,026	\$779,026	\$595,236	\$714,780	\$703,897	\$0
5003 - OVERTIME	\$24,743	\$20,000	\$20,000	\$21,149	\$20,000	\$20,000	\$0
5004 - STANDBY TIME	(\$200)	\$1,000	\$1,000	(\$1,350)	\$1,000	\$1,000	\$0
5005 - HOLIDAY OVERTIME	\$9,957	\$10,000	\$10,000	\$1,823	\$10,000	\$10,000	\$0
5012 - PART TIME EMPLOYEES	\$36,937	\$149,406	\$137,820	\$27,737	\$69,694	\$69,694	\$0
5021 - RETIREMENT & SOCIAL SECURITY	\$61,330	\$71,153	\$71,153	\$51,717	\$61,074	\$60,218	\$0
5022 - PERS RETIREMENT	\$186,597	\$125,520	\$125,520	\$93,117	\$99,310	\$98,309	\$0
5024 - RETIREMENT-UNFUNDED LIAB	\$0	\$123,599	\$123,599	\$123,599	\$153,681	\$153,681	\$0
5031 - MEDICAL INSURANCE	\$189,543	\$201,624	\$201,624	\$154,088	\$222,704	\$218,154	\$0
5032 - DISABILITY INSURANCE	\$6,621	\$7,792	\$7,792	\$5,991	\$7,910	\$7,794	\$0
5034 - EDUCATION REIMBURSEMENT	\$0	\$350	\$350	\$350	\$350	\$350	\$0
5042 - SICK LEAVE BUY OUT	\$4,067	\$218	\$218	\$0	\$0	\$0	\$0
5043 - OTHER BENEFITS	\$9,017	\$1,440	\$15,026	\$14,804	\$5,776	\$5,776	\$0
5111 - CLOTHING	\$1,720	\$3,500	\$1,500	\$980	\$2,600	\$2,600	\$0

COUNTY OF INYO

BUD002A - BUDGET REQUESTS

RUNDATE: 06/30/2018 TODAY'S DATE: 08/09/2018

FOR FISCAL YEARS: 07/01/2016 - 06/30/19

	YTD ACTUALS 06/30/2017	BOARD APPROVED 06/30/2018	WORKING BUDGET 06/30/2018	YTD ACTUALS 06/30/2018	DEPT REQUESTED 06/30/2019	CAO RECOMM 06/30/2019	BOARD APPROVED 06/30/2019
SALARIES & BENEFITS	\$1,251,927	\$1,494,628	\$1,494,628	\$1,089,245	\$1,368,879	\$1,351,473	\$0
5112 - PERSONAL & SAFETY EQUIPMENT	\$165	\$1,500	\$1,500	\$1,162	\$3,000	\$3,000	\$0
5114 - INMATE CLOTHING	\$0	\$250	\$250	\$54	\$250	\$250	\$0
5122 - CELL PHONES	\$1,866	\$2,706	\$2,706	\$2,900	\$3,600	\$3,600	\$0
5131 - FOOD & HOUSEHOLD SUPPLIES	\$1,417	\$3,000	\$3,000	\$378	\$2,000	\$2,000	\$0
5173 - MAINTENANCE OF EQUIPMENT-MATER	\$0	\$500	\$500	\$0	\$500	\$500	\$0
5191 - MAINTENANCE OF STRUCTURES	\$0	\$500	\$500	\$0	\$500	\$500	\$0
5232 - OFFICE & OTHER EQUIP < \$5,000	\$6,233	\$0	\$0	\$0	\$9,800	\$9,800	\$0
5260 - HEALTH - EMPLOYEE PHYSICALS	\$0	\$1,200	\$1,200	\$805	\$1,200	\$1,200	\$0
5265 - PROFESSIONAL & SPECIAL SERVICE	\$22,228	\$94,342	\$105,993	\$34,227	\$94,342	\$94,342	\$0
5291 - OFFICE, SPACE & SITE RENTAL	\$758	\$720	\$720	\$715	\$720	\$720	\$0
5311 - GENERAL OPERATING EXPENSE	\$18,448	\$28,455	\$32,716	\$18,396	\$28,605	\$28,605	\$0
5331 - TRAVEL EXPENSE	\$13,765	\$14,580	\$16,580	\$16,556	\$19,980	\$19,980	\$0
5351 - UTILITIES	\$234	\$426	\$426	\$373	\$426	\$426	\$0
SERVICES & SUPPLIES	\$65,119	\$148,179	\$166,091	\$75,569	\$164,923	\$164,923	\$0
5121 - INTERNAL CHARGES	\$200	\$425	\$425	\$251	\$425	\$425	\$0
5123 - TECH REFRESH EXPENSE	\$5,244	\$5,217	\$5,217	\$5,217	\$5,854	\$5,854	\$0
5128 - INTERNAL SHREDDING CHARGES	\$287	\$300	\$300	\$300	\$300	\$300	\$0
5129 - INTERNAL COPY CHARGES (NON-IS)	\$2,556	\$2,083	\$2,983	\$2,707	\$2,480	\$2,480	\$0
5152 - WORKERS COMPENSATION	\$24,617	\$27,523	\$27,523	\$27,522	\$22,572	\$22,572	\$0
5155 - PUBLIC LIABILITY INSURANCE	\$35,223	\$36,640	\$36,640	\$36,640	\$29,706	\$29,706	\$0
5333 - MOTOR POOL	\$30,010	\$29,744	\$27,744	\$23,269	\$31,616	\$31,616	\$0
INTERNAL CHARGES	\$98,138	\$101,932	\$100,832	\$95,908	\$92,953	\$92,953	\$0
5501 - SUPPORT & CARE OF PERSONS	\$23,670	\$27,000	\$27,724	\$11,572	\$27,000	\$27,000	\$0
OTHER CHARGES	\$23,670	\$27,000	\$27,724	\$11,572	\$27,000	\$27,000	\$0
5640 - STRUCTURES & IMPROVEMENTS	\$0	\$6,500	\$4,890	\$0	\$6,500	\$6,500	\$0
FIXED ASSETS	\$0	\$6,500	\$4,890	\$0	\$6,500	\$6,500	\$0
TOTAL EXPENSES:	\$1,438,856	\$1,778,239	\$1,794,165	\$1,272,296	\$1,660,255	\$1,642,849	\$0
BUDGET UNIT: 023100 JUVENILE INSTITUTIONS	(\$874,681)	(\$1,022,061)	(\$1,037,987)	(\$704,564)	(\$894,627)	(\$869,979)	\$0

OUT OF COUNTY-JUVENILE HALL 023101

DEPARTMENTAL FUNCTIONS

This budget was created to fund and track expenses associated with transition of the Inyo County Juvenile Facility to a Special Purpose Facility (aka Weekend-Only Juvenile Hall) and placing detained youth at out-of-county facilities. The costs are based on data provided by the Probation department and estimated based on the calendar year of 2017.

Because juvenile detentions are difficult to estimate, additional funds are being budgeted to allow for some flexibility in the numbers of juveniles estimated to be detained over the next twelve (12) months.

In the calendar year of 2017, there were 25 out-of-county detentions for a total of 625 days. The average was two (2) detentions per month.

It is estimated that there will be three (3) youth detained in out-of-county beds every day of the year. (Bed costs are based on using the most used facility (El Dorado Juvenile Hall) at a cost \$100 per day.

There will be an estimated 144 round trips per year assuming that each of the three (3) average detained juveniles will require 4 court hearings. These trips assume traveling to the facility used the most frequently (El Dorado Juvenile Hall in South Lake Tahoe) approximately 10 hours each trip.

In addition to funding overtime costs associated with transporting juveniles out of the county, and back to the County for Court hearings, the budget also provides standby and call out costs for employees for after hour calls - at a cost of \$60,000.

MAJOR ACCOMPLISHMENTS IN FISCAL YEAR 2017-2018

- The juvenile hall has successfully been transitioned to a special purpose facility.
- Maintain low numbers of detained youth. Average daily population is 2

GOALS FOR FISCAL YEAR 2018-2019

- Effectively utilize out-of-county facilities to detain juvenile offenders in a manner that ensures the safety of the community and the well-being of the youth.

DEPARTMENTAL BUDGET REQUEST FOR FISCAL YEAR 2018-2019

The Department's Fiscal Year 2018-2019 Requested Budget represents an overall decrease of \$5,056 in expenditures, and an increase of \$0 in revenues, when compared to the Fiscal Year 2017-2018 Board Approved Budget. As a result, the Requested Net County Cost is decreased by \$5,056.

Motorpool costs were adjusted to more closely estimate transportation costs

Personnel Costs increased by \$2,800 compared to the Fiscal Year 2017-2018 Board Approved Budget, due to Stand-by (on-call) time was adjusted to b reflect FY 17-18 expenditures.

Revenues

(There are no changes in this object category from the previous fiscal year.)

Personnel

The Department's Requested Budget represents no change in the number of fulltime equivalent (FTE) positions that are supported by this budget.

Personnel salaries are budgeted in the Juvenile Institutions budget (023100). It is anticipated that there will be a career ladder adjustment for one (1) position, however, this has been budgeted in 023100.

Services & Supplies

(There are no changes in this object category from the previous fiscal year.)

Support & Care of Persons

(There are no changes in this object category from the previous fiscal year.)

Fixed Assets

(There are no changes in this object category from the previous fiscal year.)

FISCAL YEAR 2018-2019 REDUCTION IMPACTS TO BASE BUDGET

Not applicable

FISCAL YEAR 2018-2019 STATE/FEDERAL FUNDING SUMMARY

Not applicable

FISCAL YEAR 2018-2019 REGULATORY COMPLIANCE SUMMARY

Not applicable

MAJOR POLICY CONSIDERATIONS BEING REQUESTED

Not applicable

COUNTY OF INYO

BUD002A - BUDGET REQUESTS

RUNDATE: 06/30/2018 TODAY'S DATE: 08/09/2018

FOR FISCAL YEARS: 07/01/2016 - 06/30/19

	YTD ACTUALS 06/30/2017	BOARD APPROVED 06/30/2018	WORKING BUDGET 06/30/2018	YTD ACTUALS 06/30/2018	DEPT REQUESTED 06/30/2019	CAO RECOMM 06/30/2019	BOARD APPROVED 06/30/2019
BUDGET UNIT: 023101 OUT OF COUNTY-JUVENILE HALL							
FUND: 0001 GENERAL FUND							
EXPENSES:							
5001 - SALARIED EMPLOYEES	\$6	\$0	\$0	(\$6)	\$0	\$0	\$0
5003 - OVERTIME	\$3,576	\$23,725	\$23,725	\$14,974	\$23,725	\$23,725	\$0
5004 - STANDBY TIME	\$40,268	\$57,200	\$57,200	\$56,025	\$60,000	\$60,000	\$0
5021 - RETIREMENT & SOCIAL SECURITY	\$103	\$1,000	\$1,000	\$353	\$1,000	\$1,000	\$0
5022 - PERS RETIREMENT	\$112	\$1,000	\$1,000	\$279	\$1,000	\$1,000	\$0
5031 - MEDICAL INSURANCE	\$218	\$1,000	\$1,000	\$470	\$1,000	\$1,000	\$0
5032 - DISABILITY INSURANCE	\$0	\$1,000	\$1,000	(\$1)	\$1,000	\$1,000	\$0
SALARIES & BENEFITS	\$44,285	\$84,925	\$84,925	\$72,093	\$87,725	\$87,725	\$0
5265 - PROFESSIONAL & SPECIAL SERVICE	\$28,260	\$109,500	\$109,500	\$84,880	\$109,500	\$109,500	\$0
5331 - TRAVEL EXPENSE	\$4,936	\$12,300	\$12,300	\$8,437	\$12,300	\$12,300	\$0
SERVICES & SUPPLIES	\$33,196	\$121,800	\$121,800	\$93,317	\$121,800	\$121,800	\$0
5333 - MOTOR POOL	\$9,629	\$37,856	\$37,856	\$17,173	\$30,000	\$30,000	\$0
INTERNAL CHARGES	\$9,629	\$37,856	\$37,856	\$17,173	\$30,000	\$30,000	\$0
TOTAL EXPENSES:	\$87,111	\$244,581	\$244,581	\$182,585	\$239,525	\$239,525	\$0
BUDGET UNIT: 023101 OUT OF COUNTY-JUVENILE HALL	(\$87,111)	(\$244,581)	(\$244,581)	(\$182,585)	(\$239,525)	(\$239,525)	\$0

PLANNING & ZONING

023800

DEPARTMENTAL FUNCTIONS

The Planning Department provides services to applicants and residents in matters of property development, land use, planning, subdivision, and environmental review. It is responsible for administration and enforcement of State and local law regarding planning and mining - in particular the Inyo County General Plan and County Ordinances including the Zoning Ordinance [Inyo County Code (ICC) Chapter 18], the California Environmental Quality Act (CEQA) and the County's CEQA Procedures (ICC Title 15), the Subdivision Map Act and the County's subdivision regulations (ICC Title 16), surface mining and land reclamation (ICC Chapter 7.70), and other miscellaneous code sections. The Department also staffs the Yucca Mountain Repository Assessment Office (YMRAO) and pursuant to contract the Inyo Local Agency Formation Commission (LAFCO).

MAJOR ACCOMPLISHMENTS IN FISCAL YEAR 2017-2018

- Processed an above average number of planning applications and building permit reviews this past year.
- Secured a \$236,000 Sustainable Transportation grant to conduct a corridor study on the Olancho-Cartago area of Highway 395 that will be relinquished after the highway bypass; continued to work on the Charleston View and Tecopa Community Plans.
- Participated in numerous planning efforts for other agencies, including continued coordination with the Forest Service regarding the Inyo National Forest Plan Update/Revision; continued monitoring and coordination in the Owens Lake Master Plan/Project; continued coordinating with the National Park Service for the Saline Valley Warm Springs Management Wilderness Plan; continued coordination with the Bureau of Land Management for the Proposed Plan Amendment for the West Mojave (WEMO) Plan, Motorized Vehicle Access Element and the Desert Renewable Energy Conservation Plan (DRECP); continued to participate in the Rural Desert Southwest Brownfield Coalition (RDSBC) grant, attending conferences and meetings in relation to it; continued participation and coordination in the Quad-State Local Government Authority.
- Worked with the County Administrator, Inyo Mono Agriculture Commissioner, Public Works and County Counsel on developing Commercial Cannabis regulations.
- Prepared and adopted a Short Term Rental ordinance.

GOALS FOR FISCAL YEAR 2018-2019

- To maintain a high level of customer service in an efficient and effective manner to successfully process planning applications, implement the County's planning programs, including the following: continue work on the Charleston View and Tecopa Community Plans; begin the Olancho - Cartago corridor study; ensure all State required General Plan updates are completed; develop and adopt Dark Skies regulation; and complete regulation regarding shipping containers.
- Continue to participate in and influence the Inyo National Forest Plan Update/Revision as it is completed; continue/maintain efforts and coordination in the DRECP implementation, RETI 2.0, Desert Protection Act, Saline Valley Plan, and the WEMO.

- Continue to implement the Crystal Geysler/Roxane Bottling Plant and Coso Geothermal projects; continue the General Plan and Zoning Code update and environmental review; continue to assist the Public Works Department with the Mixed Use Roads Project; continue to monitor proposals to list and designate critical habitats by the USFWS and California Department of Fish and Wildlife proposals, and; continue to assist other departments and agencies in CEQA compliance.
- Meet all requirements relating to Surface Mining and Reclamation Act of 1975 (SMARA) and the County's mining regulations.
- Maintain current information on the website, as mandated by Government Code section 56150, and continue to staff the YMRAO and Inyo LAFCO

DEPARTMENTAL BUDGET REQUEST FOR FISCAL YEAR 2018-2019

The Department's Fiscal Year 2018-2019 Requested Budget represents an overall increase of \$7,492 in expenditures, and an increase of \$1,995 in revenues, when compared to the Fiscal Year 2017-2018 Board Approved Budget. As a result, the Requested Net County Cost is increased by \$5,497.

The department's Fiscal Year 2018-2019 Requested Budget represents an overall increase in expenditures of \$6,494 and an increase of \$1,995 in revenues. This results in a Requested Net County Cost increase of \$4,499. Even though this is an increase it is substantially lower than the 2017-2018 Net County Cost Increase of \$79,389.

The increase in net County cost is a result of finally being fully staffed; an increase in unfunded liability for retirement; an increase in PERS costs; and, an increase for professional services for the Olancha - Cartago corridor study.

Personnel Costs increased by \$1,680 compared to the Fiscal Year 2017-2018 Board Approved Budget, due to Change in staffing levels to being fully staffed.

Revenues

4498 (STATE GRANTS) increased by \$41,630: Olancha - Cartago corridor study; **4817** (LAFCO FEES) decreased by \$1,385: County LAFCO contract amount has decreased; **4819** (SERVICES & FEES) decreased by \$25,250: The contract for Coso Geothermal mitigation monitoring did not include an increase in funding; **4824** (INTER GOVERNMENT CHARGES) decreased by \$3,000: Removed the misc. funding item as it no longer seemed relevant. Everything is now included in the General Planning category; **4998** (OPERATING TRANSFERS IN) decreased by \$10,000: None requested for 2018-2019.

Personnel

The Department's Requested Budget represents no change in the number of fulltime equivalent (FTE) positions that are supported by this budget.

There are no changes in staff levels included in the 2018-2019 budget. Several staff members will be getting step increases this fiscal year.

Services & Supplies

5112 (PERSONAL & SAFETY EQUIPMENT) increased by \$100: This increase is requested to purchase safety vests; **5232** (OFFICE & OTHER EQUIP < \$5,000) decreased by \$1,068: 2017-2018 included additional expenses for software upgrades. This is no longer needed;

5260 (HEALTH - EMPLOYEE PHYSICALS) decreased by \$1,200: The department is fully staffed, employee physicals are not anticipated; **5263** (ADVERTISING) decreased by \$1,500: Additional advertising costs were included in the 2017-2018 budget for cannabis related outreach. This is no longer needed; **5265** (PROFESSIONAL & SPECIAL SERVICE) increased by \$14,989: This cost is related to the Olancha - Cartago corridor study for a consultant; **5311** (GENERAL OPERATING EXPENSE) increased by \$20: This is due to an increase in the cost of Inyo Register subscription.

Support & Care of Persons

(There are no changes in this object category from the previous fiscal year.)

Fixed Assets

(There are no changes in this object category from the previous fiscal year.)

FISCAL YEAR 2018-2019 REDUCTION IMPACTS TO BASE BUDGET

The budget for 2018-2019 is increasing net County costs by approximately \$4,499. This is due to increases in expenditures in staff, the department was not fully staffed in 2017-2018; an increase in unfunded liability for retirement; an increase in PERS costs; and, an increase for professional services for the Olancha - Cartago corridor study. Reducing the department budget any further is difficult since these costs have already been reduced and some of these costs are reimbursed and are necessary for department operations (e.g. copies, travel, motor pool, supplies, personnel). The revenue projections could be increased to offset costs, but the conservative approach utilized is expected to better reflect fluctuating budget conditions.

FISCAL YEAR 2018-2019 STATE/FEDERAL FUNDING SUMMARY

State funding is being provided for the Olancha-Cartago corridor study and Federal funding for the YMRAO. At this time revenue sources are stable and expected to stay so. The fund balance in the Yucca Mountain program can sustain limited related activities for the near future, but if the Yucca Mountain proposal goes back into the licensing phase its fund balance will not last for long.

FISCAL YEAR 2018-2019 REGULATORY COMPLIANCE SUMMARY

The Zoning Code and General Plan are required to be periodically updated to reflect new regulations and practices. It is anticipated that the Department will need to expend significant resources to marijuana-related land use issues resulting from new State regulations in the coming year.

MAJOR POLICY CONSIDERATIONS BEING REQUESTED

Any updates required by changing State Laws, to the Zoning Code and General Plan will be done in-house. Staff is continuing to follow several plans being prepared by local federal land managers including: Inyo National Forest Plan, the WEMO, DVNP Saline Valley Warm Springs Plan and the implementation of the DRECP . The Olancha-Cartago Corridor Study process will work to provide a vision for the section of Highway 395 being bypassed, and the Charleston View and Tecopa Community Plans are intended to guide future development for those communities, particularly Charleston View.

COUNTY OF INYO

BUD002A - BUDGET REQUESTS

RUNDATE: 06/30/2018 TODAY'S DATE: 08/09/2018

FOR FISCAL YEARS: 07/01/2016 - 06/30/19

	YTD ACTUALS 06/30/2017	BOARD APPROVED 06/30/2018	WORKING BUDGET 06/30/2018	YTD ACTUALS 06/30/2018	DEPT REQUESTED 06/30/2019	CAO RECOMM 06/30/2019	BOARD APPROVED 06/30/2019
BUDGET UNIT: 023800 PLANNING & ZONING							
FUND: 0001 GENERAL FUND							
REVENUES:							
4156 - RECLAMATION PLAN FEES	\$13,350	\$13,500	\$13,500	\$11,250	\$13,500	\$13,500	\$0
LICENSES & PERMITS	\$13,350	\$13,500	\$13,500	\$11,250	\$13,500	\$13,500	\$0
4498 - STATE GRANTS	\$185,044	\$50,000	\$120,259	\$120,009	\$91,630	\$91,630	\$0
AID FROM OTHER GOVT AGENCIES	\$185,044	\$50,000	\$120,259	\$120,009	\$91,630	\$91,630	\$0
4817 - LAFCO FEES	\$14,869	\$21,114	\$11,114	\$8,794	\$19,729	\$19,729	\$0
4819 - SERVICES & FEES	\$65,037	\$124,500	\$124,500	\$66,254	\$99,250	\$99,250	\$0
4824 - INTER GOVERNMENT CHARGES	\$12,192	\$35,000	\$12,549	\$3,709	\$32,000	\$32,000	\$0
CHARGES FOR CURRENT SERVICES	\$92,099	\$180,614	\$148,163	\$78,758	\$150,979	\$150,979	\$0
4998 - OPERATING TRANSFERS IN	\$0	\$10,000	\$10,000	\$0	\$0	\$0	\$0
OTHER FINANCING SOURCES	\$0	\$10,000	\$10,000	\$0	\$0	\$0	\$0
4922 - SALES OF COPIES	\$5	\$20	\$20	\$78	\$20	\$20	\$0
OTHER REVENUE	\$5	\$20	\$20	\$78	\$20	\$20	\$0
TOTAL REVENUES:	\$290,499	\$254,134	\$291,942	\$210,096	\$256,129	\$256,129	\$0
EXPENSES:							
5001 - SALARIED EMPLOYEES	\$264,156	\$344,325	\$344,325	\$297,633	\$342,167	\$342,167	\$0
5003 - OVERTIME	\$69	\$0	\$0	\$0	\$0	\$0	\$0
5012 - PART TIME EMPLOYEES	\$103	\$0	\$0	\$0	\$0	\$0	\$0
5021 - RETIREMENT & SOCIAL SECURITY	\$19,878	\$26,342	\$26,342	\$21,371	\$26,442	\$26,442	\$0
5022 - PERS RETIREMENT	\$62,722	\$38,432	\$38,432	\$36,140	\$41,518	\$41,518	\$0
5024 - RETIREMENT-UNFUNDED LIAB	\$0	\$41,200	\$41,200	\$41,200	\$51,227	\$51,227	\$0
5031 - MEDICAL INSURANCE	\$52,145	\$85,975	\$85,975	\$67,028	\$76,556	\$76,556	\$0
5032 - DISABILITY INSURANCE	\$2,294	\$3,380	\$3,380	\$2,633	\$3,424	\$3,424	\$0
5043 - OTHER BENEFITS	\$10,306	\$0	\$0	\$0	\$0	\$0	\$0
SALARIES & BENEFITS	\$411,677	\$539,654	\$539,654	\$466,006	\$541,334	\$541,334	\$0
5112 - PERSONAL & SAFETY EQUIPMENT	\$150	\$150	\$150	\$0	\$250	\$250	\$0
5122 - CELL PHONES	\$492	\$720	\$720	\$704	\$720	\$720	\$0
5171 - MAINTENANCE OF EQUIPMENT	\$0	\$100	\$100	\$0	\$100	\$100	\$0

COUNTY OF INYO

BUD002A - BUDGET REQUESTS

RUNDATE: 06/30/2018 TODAY'S DATE: 08/09/2018

FOR FISCAL YEARS: 07/01/2016 - 06/30/19

	YTD ACTUALS 06/30/2017	BOARD APPROVED 06/30/2018	WORKING BUDGET 06/30/2018	YTD ACTUALS 06/30/2018	DEPT REQUESTED 06/30/2019	CAO RECOMM 06/30/2019	BOARD APPROVED 06/30/2019
5173 - MAINTENANCE OF EQUIPMENT-MATER	\$0	\$500	\$500	\$0	\$500	\$500	\$0
5232 - OFFICE & OTHER EQUIP < \$5,000	\$0	\$1,668	\$1,668	\$0	\$600	\$600	\$0
5260 - HEALTH - EMPLOYEE PHYSICALS	\$0	\$1,200	\$1,200	\$0	\$0	\$0	\$0
5263 - ADVERTISING	\$5,327	\$4,000	\$4,000	\$1,772	\$2,500	\$2,500	\$0
5265 - PROFESSIONAL & SPECIAL SERVICE	\$224,849	\$105,500	\$147,348	\$111,144	\$120,489	\$120,489	\$0
5311 - GENERAL OPERATING EXPENSE	\$8,150	\$9,125	\$9,125	\$7,282	\$9,145	\$9,145	\$0
5331 - TRAVEL EXPENSE	\$6,989	\$9,290	\$9,290	\$3,966	\$9,290	\$9,290	\$0
5351 - UTILITIES	\$1,079	\$1,140	\$1,140	\$1,084	\$1,140	\$1,140	\$0
SERVICES & SUPPLIES	\$247,038	\$133,393	\$175,241	\$125,955	\$144,734	\$144,734	\$0
5121 - INTERNAL CHARGES	\$4,235	\$4,850	\$6,850	\$2,382	\$1,150	\$1,150	\$0
5123 - TECH REFRESH EXPENSE	\$3,446	\$5,092	\$5,092	\$5,092	\$3,189	\$3,189	\$0
5128 - INTERNAL SHREDDING CHARGES	\$345	\$360	\$360	\$360	\$360	\$360	\$0
5129 - INTERNAL COPY CHARGES (NON-IS)	\$3,607	\$3,542	\$3,542	\$3,418	\$3,724	\$3,724	\$0
5152 - WORKERS COMPENSATION	\$4,389	\$4,552	\$4,552	\$4,551	\$4,355	\$4,355	\$0
5155 - PUBLIC LIABILITY INSURANCE	\$4,923	\$4,991	\$4,991	\$4,991	\$5,080	\$5,080	\$0
5333 - MOTOR POOL	\$6,738	\$16,100	\$16,100	\$4,015	\$16,100	\$16,100	\$0
INTERNAL CHARGES	\$27,683	\$39,487	\$41,487	\$24,810	\$33,958	\$33,958	\$0
TOTAL EXPENSES:	\$686,399	\$712,534	\$756,382	\$616,773	\$720,026	\$720,026	\$0
BUDGET UNIT: 023800 PLANNING & ZONING	(\$395,899)	(\$458,400)	(\$464,440)	(\$406,677)	(\$463,897)	(\$463,897)	\$0

COUNTY OF INYO

BUD002A - BUDGET REQUESTS

RUNDATE: 06/30/2018 TODAY'S DATE: 08/09/2018

FOR FISCAL YEARS: 07/01/2016 - 06/30/19

	YTD ACTUALS 06/30/2017	BOARD APPROVED 06/30/2018	WORKING BUDGET 06/30/2018	YTD ACTUALS 06/30/2018	DEPT REQUESTED 06/30/2019	CAO RECOMM 06/30/2019	BOARD APPROVED 06/30/2019
OTHER FINANCING USES	\$20,667	\$0	\$0	\$0	\$0	\$0	\$0
TOTAL EXPENSES:	\$118,736	\$55,894	\$63,749	\$31,078	\$0	\$41,692	\$0
BUDGET UNIT: 451001 LOCAL AGENCY FORMATION COMMISS	(\$32,658)	\$2,591	(\$5,264)	\$12,769	\$0	\$3,391	\$0

YUCCA MOUNTAIN OVERSIGHT 620605

DEPARTMENTAL FUNCTIONS

The Inyo County Yucca Mountain Repository Assessment Office (YMRAO) provides local government oversight, representation, and impact assessment to the Department of Energy (DOE) for the proposed high-level radioactive waste repository at Yucca Mountain. Due to the fact that the federal government has terminated funding for the project, the YMRAO has largely completed "mothballing" its operations, but also must be ready to reopen if the project recommences. As part of these duties, the Office: monitors activities relating to the study of Yucca Mountain to determine the implications of repository development and operation for Inyo County; preserves the vast amounts of information the Yucca Mountain Project generated, for the future uses of both the County and other agencies; reviews ongoing studies and conducts County-specific studies to investigate potential hydrologic impacts to the water resources of the County; identifies potential transportation impacts on Inyo County and its residents and works to ensure improvements are made to the transportation network and the local emergency response infrastructure to accommodate safe transport of nuclear wastes through the County; determines the extent of potential environmental, economic, social and risk related impacts on Inyo County from the proposed repository; and, provides accurate information to the residents of Inyo County and works to encourage public participation in County decisions regarding the repository.

MAJOR ACCOMPLISHMENTS IN FISCAL YEAR 2017-2018

- Maintained a contract with Andy Zdon and the Hydrodynamics Group to review reports, hydrologic models and information relevant to the Final SEIS to provide assistance to the County on the future of the repository.
- Monitored federal legislation for amendments to the Nuclear Waste Policy Act.
- Monitored activities regarding the Yucca Mountain site and possible reactivation of the licensing process.
- Through a MOU for continued groundwater monitoring with the United States Geological Survey (USGS) and other interested agencies, worked to monitor groundwater in Southeast Inyo County.
- Attended the Devils Hole Workshop.

GOALS FOR FISCAL YEAR 2018-2019

- Maintain a contract with Counsel and consultants in the event licensing proceedings start up again.
- Continue to partner with the Affected Unit of Local Governments (AULG) to monitor DOE activities related to the Yucca Mountain License Application and advocate for additional funding as appropriate.
- Participate in federal oversight of past expenditures, as necessary.
- Continue to monitor groundwater in Southeast Inyo County with the USGS and other interested agencies.
- Participate in the annual Devils Hole Workshop.

DEPARTMENTAL BUDGET REQUEST FOR FISCAL YEAR 2018-2019

The Department's Fiscal Year 2018-2019 Requested Budget represents an overall decrease of \$17,388 in expenditures, and an increase of \$500 in revenues, when compared to the Fiscal Year 2017-2018 Board Approved Budget. As a result, the Requested Net County Cost is decreased by \$17,888.

The Department's Fiscal Year 2018-2019 Requested Budget represents an overall decrease of \$6,835 in expenditures, and an increase of \$500 in revenues, when compared to the Fiscal Year 2017-2018 Board Approved Budget. As a result, the Requested Net County Cost is decreased by \$7,335.

The reduction in Net County Cost is due to a decrease in the County Cost Plan.

Personnel Costs decreased by \$94 compared to the Fiscal Year 2017-2018 Board Approved Budget, due to a lower share of costs to this budget..

Revenues

4301 (INTEREST FROM TREASURY) increased by \$500: due to improved interest rates on treasury investments.

Personnel

The Department's Requested Budget represents no change in the number of fulltime equivalent (FTE) positions that are supported by this budget.

Planning Department personnel will be staffing the YMRAO for the coming fiscal year. Cost estimations are included in External Charges expenditure object code of this budget. If the Yucca Mountain project advances, based on Federal direction, there could be a need to rehire a Project Analyst. Since this has yet to be verified this potential staffing need is not included in this budget estimate.

Services & Supplies

5232 (OFFICE & OTHER EQUIP < \$5,000) increased by \$230: Due to a request for an ergonomic workstation; **5265** (PROFESSIONAL & SPECIAL SERVICE) decreased by \$12,515: Due to the Andy Zdon Contract; **5311** (GENERAL OPERATING EXPENSE) decreased by \$450: Due to last years budget including replacing Adobe software with a version that will be compatible with the County's new operating system.

Support & Care of Persons

(There are no changes in this object category from the previous fiscal year.)

Fixed Assets

5650 (EQUIPMENT) increased by \$0: A continued purchase request to replace an aging plotter on its last leg.

FISCAL YEAR 2018-2019 REDUCTION IMPACTS TO BASE BUDGET

N/A

FISCAL YEAR 2018-2019 STATE/FEDERAL FUNDING SUMMARY

Federal funds are provided for YMRAO's operations. Fund balance is available for next year's operations. There has been increasing interest in Yucca Mountain for a nuclear waste repository from the new Federal Administration. The House is currently considering a Bill to advance the Yucca Mountain project. Staff anticipates that there will likely be renewed activity regarding the Yucca Mountain repository proposal. In this case, the

County will need to advocate for more funding as an AULG. This will be necessary to ensure that the County's contentions regarding the repository are fully expressed during any outreach efforts and licensing hearings.

FISCAL YEAR 2018-2019 REGULATORY COMPLIANCE SUMMARY

N/A

MAJOR POLICY CONSIDERATIONS BEING REQUESTED

While funding for the Yucca Mountain project has been terminated, the project may recommence depending on political circumstances.

COUNTY OF INYO

BUD002A - BUDGET REQUESTS

RUNDATE: 06/30/2018 TODAY'S DATE: 08/09/2018

FOR FISCAL YEARS: 07/01/2016 - 06/30/19

	YTD ACTUALS 06/30/2017	BOARD APPROVED 06/30/2018	WORKING BUDGET 06/30/2018	YTD ACTUALS 06/30/2018	DEPT REQUESTED 06/30/2019	CAO RECOMM 06/30/2019	BOARD APPROVED 06/30/2019
BUDGET UNIT: 620605 YUCCA MOUNTAIN OVERSIGHT							
FUND: 6766 YUCCA MOUNTAIN OVERSIGHT 05-06							
REVENUES:							
4301 - INTEREST FROM TREASURY	\$7,723	\$4,500	\$4,500	\$7,543	\$5,000	\$5,000	\$0
REV USE OF MONEY & PROPERTY	\$7,723	\$4,500	\$4,500	\$7,543	\$5,000	\$5,000	\$0
TOTAL REVENUES:	\$7,723	\$4,500	\$4,500	\$7,543	\$5,000	\$5,000	\$0
EXPENSES:							
5025 - RETIREE HEALTH BENEFITS	\$4,127	\$4,367	\$4,367	\$4,197	\$4,273	\$4,273	\$0
SALARIES & BENEFITS	\$4,127	\$4,367	\$4,367	\$4,197	\$4,273	\$4,273	\$0
5232 - OFFICE & OTHER EQUIP < \$5,000	\$0	\$400	\$400	\$0	\$630	\$630	\$0
5265 - PROFESSIONAL & SPECIAL SERVICE	\$20,283	\$73,000	\$225,247	\$17,061	\$60,485	\$60,485	\$0
5311 - GENERAL OPERATING EXPENSE	\$95	\$1,200	\$1,200	\$1,187	\$750	\$750	\$0
5331 - TRAVEL EXPENSE	\$466	\$11,400	\$11,400	\$335	\$11,400	\$11,400	\$0
SERVICES & SUPPLIES	\$20,845	\$86,000	\$238,247	\$18,584	\$73,265	\$73,265	\$0
5124 - EXTERNAL CHARGES	\$9,116	\$21,700	\$21,700	\$5,116	\$21,700	\$21,700	\$0
5128 - INTERNAL SHREDDING CHARGES	\$95	\$100	\$100	\$100	\$100	\$100	\$0
5129 - INTERNAL COPY CHARGES (NON-IS)	\$41	\$38	\$38	\$0	\$43	\$43	\$0
5315 - COUNTY COST PLAN	\$11,269	\$4,564	\$4,564	\$4,563	\$0	\$0	\$0
5333 - MOTOR POOL	\$325	\$1,730	\$1,730	\$0	\$1,730	\$1,730	\$0
INTERNAL CHARGES	\$20,848	\$28,132	\$28,132	\$9,780	\$23,573	\$23,573	\$0
5650 - EQUIPMENT	\$0	\$12,000	\$12,000	\$0	\$12,000	\$12,000	\$0
FIXED ASSETS	\$0	\$12,000	\$12,000	\$0	\$12,000	\$12,000	\$0
TOTAL EXPENSES:	\$45,821	\$130,499	\$282,746	\$32,563	\$113,111	\$113,111	\$0
BUDGET UNIT: 620605 YUCCA MOUNTAIN OVERSIGHT	(\$38,098)	(\$125,999)	(\$278,246)	(\$25,019)	(\$108,111)	(\$108,111)	\$0

HEALTH - GENERAL

045100

DEPARTMENTAL FUNCTIONS

This program is responsible for 1) assuring the provision of access to health care for county residents either through the availability of direct services or through referrals to appropriate medical providers, and 2) protecting the health of the community by preventing the spread of communicable diseases. Health programs include: Communicable Disease Surveillance and Control, Reproductive Health Services, Jail/Juvenile Center Medical Services, Public Health Nursing, Immunization Outreach Program, Registration of Vital Statistics, HIV/AIDS Surveillance, Emergency Medical Services (EMS) liaison, Public Health Disaster Preparation and General Health Administration.

MAJOR ACCOMPLISHMENTS IN FISCAL YEAR 2017-2018

- **PUBLIC HEALTH-** The Public Health division has maintained quality health care services under specific State-mandated programs and some safety-net health care for the increasingly small number of low-income individuals who do not qualify for health insurance. Two half-day walk-in public health clinics were provided weekly with services that include TB screening and testing, pregnancy testing and referral, immunizations, and Sexually Transmitted Disease (STD) testing and management. A total of 305 individual health services were provided in the Public Health clinic to 188 unduplicated clients during the first three quarters of FY 17/18. The number of patient contacts in the Public Health walk-in clinic had declined significantly in the two years following implementation of the Affordable Care Act as more individuals had access to health insurance and community health care providers. However there was almost no change (2% increase) in the number of individual health services provided in FY 17/18 compared to the prior year, indicating that the clinic volume has leveled off.
- **FLU CLINICS-** Special flu vaccine clinics were delivered throughout the county in the fall of 2017 to ensure that flu vaccine was available to our most vulnerable and isolated residents, including children and seniors. A total of 369 flu vaccines were administered during the FY 17/18 flu season. This represents a 22% decline in the number of flu shots/mist administered by Public Health compared to FY 16/17, largely due to the continued unavailability of Flu Mist for school-based vaccination clinics, the wider availability of flu vaccine in pharmacies and doctor's offices, and the fact that these and other preventive health services are now covered by most insurance plans.
- **COMMUNICABLE DISEASE-** The Health Officer and Public Health nursing staff kept the public informed about high-profile disease outbreaks, such as pertussis, influenza, and the vector-borne West Nile Virus. Public Health nursing staff investigated 83 communicable disease reports for a variety of diseases, including salmonella, tuberculosis, chlamydia, and gonorrhea.
- **INMATE HEALTH CARE-** The oversight and provision of health services at Inyo County Jail are now primarily delivered by Behavioral Health division nursing staff. This allows for a more seamless integration of physical and behavioral health care services. The Public Health division is responsible for funding physical health services for inmates. Public Health nursing staff has worked with Inyo County Juvenile Probation to ensure that required physicals for minors at the weekend-only juvenile facility are obtained prior to the juveniles weekend commitment.
- **DISASTER-** Multiple disaster preparedness drills and tabletop exercises were developed and/or facilitated by Public Health and included various natural disaster or health-related scenarios including the Statewide Medical Health Exercise (SWMHE). This year's SWMHE scenario focused on health facility evacuation and patient transport and many health care coalition members, ancillary service providers and community

members participated in the drill. Additionally, Inyo County and Mono County public health formed a consolidated Mono-Inyo Health Care Coalition (MIHCC) as required under the Hospital Preparedness program. The MIHCC developed a two-county medical/health preparedness and response plan and co-hosted a CHEMPACK training in Mammoth Lakes. Public health staff also facilitated monthly Health Care Coalition meetings focusing on disaster mitigation and response as it applies to Public Health; and coordination of local medical resources with local and regional partners which include: local hospitals and clinics; MHOAC and Emergency Operations Center (EOC) representation; home health care, assisted living, and long-term care facilities; air ambulance; and EMS providers.

GOALS FOR FISCAL YEAR 2018-2019

- Continue to provide coordination of health services for children in foster care and juveniles who are remanded to the weekend-only Juvenile Center.
- Assure public health preparedness, response priorities, policies, and plans are in place in preparation of a public health disaster.
- Continue to fulfill Public Health mandates including communicable disease investigation and reporting, TB control, pregnancy testing, and immunization services. In light of the particularly severe 17/18 flu season and updated guidance for use of Flu Mist, increase flu vaccine coverage among isolated and vulnerable populations by at least 25%.
- Continue to monitor the availability of health and dental services throughout the community, and assess gaps in health care access in light of the changing healthcare environment under the Affordable Care Act.
- Encourage individuals and families to establish a health home with community healthcare providers, while continuing to provide or find a safety net of services to ensure those who are left without affordable health insurance have access to basic health care.

DEPARTMENTAL BUDGET REQUEST FOR FISCAL YEAR 2018-2019

The Department's Fiscal Year 2018-2019 Requested Budget represents an overall increase of \$101,030 in expenditures, and an increase of \$101,030 in revenues, when compared to the Fiscal Year 2017-2018 Board Approved Budget. As a result, the Requested Net County Cost is increased by \$0.

Personnel Costs increased by \$102,544 compared to the Fiscal Year 2017-2018 Board Approved Budget, due to request for full time nurse and projected employee salary and benefit increases.

Revenues

4411 (STATE MOTOR VEHICLE IN LIEU TX) increased by \$321,283: change in base available per State Controller's website; **4430** (HEALTH REALIGNMENT) decreased by \$320,008: change in base available per State Controller's website; **4498** (STATE GRANTS) increased by \$54,986: recognizing more of the CMSP funding in this final year of the grant process; **4552** (FEDERAL OTHER) increased by \$21,680: increase of MAA funds needed for one time expenses; **4618** (EMS ACCOUNTING) increased by \$18,358: projected revenue after reviewing 17/18 revenues; **4742** (PATIENT PAYMENTS) decreased by \$2,500: projected revenue after reviewing 17/18 revenues; **4821** (INTRA COUNTY CHARGES) increased by \$12,131: change in request to the AB109 budget; **4998** (OPERATING TRANSFERS IN) decreased by \$4,900: the car seat revenues were moved to a different object code.

Personnel

The Department's Requested Budget represents a decrease in the number of fulltime equivalent (FTE) positions that are supported by this budget.

There is an overall .56 FTE decrease. See attached HHS Personnel Shift table.

We deleted two APAR HHS specialists that were part of the original CMSP grant but due to strict grant requirements, we were not able to hire anyone so we have changed the grant plan. We are requesting to add one full time nurse position and delete one APAR nurse position. The Public Health division is underspending in several budgets and has not been able to fill the APAR nurse position created specifically for jail on-call coverage. A full time nurse position would allow Public Health to leverage CHDP, CCS, immunizations, CARES and HIV surveillance funding and also provide additional on-call nursing coverage for Inyo County Jail.

In our fiscal office, we are requesting to delete 2 office tech positions and add one Administrative Analyst position. A higher level of staff is needed to devote time to track realignment trends and changes, increase efficiency in quarterly claiming and develop department wide budget tracking and monitoring tools.

Services & Supplies

5122 (CELL PHONES) increased by \$20: projected expenses after reviewing 17/18 expenses; **5157** (MEDICAL MALPRACTICE INSURANCE) increased by \$9,393: Actual cost; **5191** (MAINTENANCE OF STRUCTURES) decreased by \$5,000: This was a one time expense; **5265** (PROFESSIONAL & SPECIAL SERVICE) increased by \$44,984: Increase is due to mini-grants in the CMSP grant; **5291** (OFFICE, SPACE & SITE RENTAL) increased by \$874: projected expenses after reviewing 17/18 expenses; **5311** (GENERAL OPERATING EXPENSE) increased by \$9,514: projected expenses after reviewing 17/18 expenses; **5331** (TRAVEL EXPENSE) decreased by \$854: projected expenses after reviewing 17/18 expenses.

Support & Care of Persons

(There are no changes in this object category from the previous fiscal year.)

Fixed Assets

(There are no changes in this object category from the previous fiscal year.)

FISCAL YEAR 2018-2019 REDUCTION IMPACTS TO BASE BUDGET

None

FISCAL YEAR 2018-2019 STATE/FEDERAL FUNDING SUMMARY

1991 County Health Realignment funds remain intact, but continued monitoring will be necessary. Beginning in FY 17/18 Vehicle Licensing Fee (VLF) and Sales Tax growth is redirected from the health and mental health subaccounts to offset costs for IHSS. For VLF growth, 100% will be redirected for three years, 50% in the following two years and then no growth will be redirected in following years.

FISCAL YEAR 2018-2019 REGULATORY COMPLIANCE SUMMARY

Counties are mandated to appoint a Health Officer (HSC 10100) who shall organize & maintain a program to make immunizations available, make pregnancy testing services available, is the local registrar and shall perform all duties of local registrar of births and deaths, shall take measures to prevent the spread of communicable diseases, shall intervene with Sudden Infant Death Syndrome cases and shall immediately investigate a report of suspected TB (HSC 120350 et.al). The County may contract with another County or with the State for the operation and maintenance of public health services beyond the Health Officer duties (WIC 10804.1).

MAJOR POLICY CONSIDERATIONS BEING REQUESTED

We are requesting to add one full time nurse position and delete one APAR nurse position. The Public Health division is underspending in several budgets and has not been able to fill the APAR nurse position created specifically for jail on-call coverage. A full time nurse position would allow Public Health to leverage CHDP, CCS, immunizations, CARES and HIV surveillance funding and also provide additional on-call nursing coverage for Inyo County Jail.

COUNTY OF INYO

BUD002A - BUDGET REQUESTS

RUNDATE: 06/30/2018 TODAY'S DATE: 08/09/2018

FOR FISCAL YEARS: 07/01/2016 - 06/30/19

	YTD ACTUALS 06/30/2017	BOARD APPROVED 06/30/2018	WORKING BUDGET 06/30/2018	YTD ACTUALS 06/30/2018	DEPT REQUESTED 06/30/2019	CAO RECOMM 06/30/2019	BOARD APPROVED 06/30/2019
BUDGET UNIT: 045100 HEALTH - GENERAL							
FUND: 0001 GENERAL FUND							
REVENUES:							
4171 - D H R PERMITS	\$672	\$605	\$605	\$637	\$605	\$605	\$0
LICENSES & PERMITS	\$672	\$605	\$605	\$637	\$605	\$605	\$0
4211 - CRIMINAL FINES	\$1,330	\$10,000	\$8,750	\$5,329	\$10,000	\$10,000	\$0
FINES & FORFEITURES	\$1,330	\$10,000	\$8,750	\$5,329	\$10,000	\$10,000	\$0
4411 - STATE MOTOR VEHICLE IN LIEU TX	\$590,692	\$538,818	\$689,522	\$868,875	\$860,101	\$860,101	\$0
4430 - HEALTH REALIGNMENT	\$397,341	\$381,604	\$381,604	\$139,718	\$61,596	\$61,596	\$0
4498 - STATE GRANTS	\$133,235	\$164,394	\$164,394	\$74,188	\$219,380	\$219,380	\$0
4552 - FEDERAL OTHER	\$264,103	\$398,011	\$247,307	\$0	\$419,691	\$419,691	\$0
AID FROM OTHER GOVT AGENCIES	\$1,385,372	\$1,482,827	\$1,482,827	\$1,082,782	\$1,560,768	\$1,560,768	\$0
4618 - EMS ACCOUNTING	\$20,019	\$20,020	\$38,378	\$38,377	\$38,378	\$38,378	\$0
4701 - VITAL STATISTICS	\$13,208	\$12,757	\$12,757	\$12,873	\$12,757	\$12,757	\$0
4732 - E.M.S. RADIO MAINTENANCE	\$1,575	\$1,575	\$1,575	\$1,575	\$1,575	\$1,575	\$0
4742 - PATIENT PAYMENTS	\$5,989	\$5,000	\$5,000	\$5,651	\$2,500	\$2,500	\$0
4819 - SERVICES & FEES	\$1,709	\$1,500	\$1,500	\$1,550	\$1,500	\$1,500	\$0
4821 - INTRA COUNTY CHARGES	\$36,419	\$110,919	\$110,919	\$31,435	\$123,050	\$123,050	\$0
CHARGES FOR CURRENT SERVICES	\$78,921	\$151,771	\$170,129	\$91,462	\$179,760	\$179,760	\$0
4998 - OPERATING TRANSFERS IN	\$0	\$7,500	\$7,500	\$6,507	\$2,600	\$2,600	\$0
OTHER FINANCING SOURCES	\$0	\$7,500	\$7,500	\$6,507	\$2,600	\$2,600	\$0
4951 - DONATIONS	\$0	\$0	\$1,300	\$1,800	\$0	\$0	\$0
OTHER REVENUE	\$0	\$0	\$1,300	\$1,800	\$0	\$0	\$0
TOTAL REVENUES:	\$1,466,297	\$1,652,703	\$1,671,111	\$1,188,519	\$1,753,733	\$1,753,733	\$0
EXPENSES:							
5001 - SALARIED EMPLOYEES	\$572,915	\$657,941	\$649,538	\$461,820	\$685,937	\$685,937	\$0
5002 - CONTRACT EMPLOYEES	\$129,144	\$125,400	\$125,400	\$115,753	\$125,745	\$125,745	\$0
5003 - OVERTIME	\$8,757	\$10,000	\$10,000	\$7,510	\$10,000	\$10,000	\$0
5004 - STANDBY TIME	\$7,369	\$21,125	\$21,125	\$16,192	\$21,125	\$21,125	\$0
5012 - PART TIME EMPLOYEES	\$31,566	\$35,888	\$44,291	\$42,317	\$47,468	\$47,468	\$0

COUNTY OF INYO

BUD002A - BUDGET REQUESTS

RUNDATE: 06/30/2018 TODAY'S DATE: 08/09/2018

FOR FISCAL YEARS: 07/01/2016 - 06/30/19

	YTD ACTUALS 06/30/2017	BOARD APPROVED 06/30/2018	WORKING BUDGET 06/30/2018	YTD ACTUALS 06/30/2018	DEPT REQUESTED 06/30/2019	CAO RECOMM 06/30/2019	BOARD APPROVED 06/30/2019
5021 - RETIREMENT & SOCIAL SECURITY	\$56,332	\$63,543	\$63,543	\$49,695	\$66,166	\$66,166	\$0
5022 - PERS RETIREMENT	\$120,814	\$77,579	\$77,579	\$53,823	\$78,269	\$78,269	\$0
5024 - RETIREMENT-UNFUNDED LIAB	\$0	\$92,104	\$92,104	\$92,104	\$114,520	\$114,520	\$0
5025 - RETIREE HEALTH BENEFITS	\$87,591	\$84,485	\$84,485	\$88,316	\$82,797	\$82,797	\$0
5031 - MEDICAL INSURANCE	\$80,325	\$92,017	\$71,481	\$75,841	\$137,127	\$137,127	\$0
5032 - DISABILITY INSURANCE	\$4,758	\$6,895	\$6,895	\$4,534	\$8,426	\$8,426	\$0
5034 - EDUCATION REIMBURSEMENT	\$0	\$350	\$350	\$0	\$350	\$350	\$0
5042 - SICK LEAVE BUY OUT	\$5,081	\$1,331	\$1,331	\$364	\$351	\$351	\$0
5043 - OTHER BENEFITS	\$17,475	\$15,816	\$36,352	\$23,269	\$8,737	\$8,737	\$0
SALARIES & BENEFITS	\$1,122,132	\$1,284,474	\$1,284,474	\$1,031,541	\$1,387,018	\$1,387,018	\$0
5122 - CELL PHONES	\$378	\$440	\$440	\$448	\$460	\$460	\$0
5154 - UNEMPLOYMENT INSURANCE	\$1,109	\$1,500	\$1,500	\$0	\$1,500	\$1,500	\$0
5157 - MEDICAL MALPRACTICE INSURANCE	\$34,396	\$34,835	\$34,835	\$34,834	\$44,228	\$44,228	\$0
5191 - MAINTENANCE OF STRUCTURES	\$0	\$5,000	\$5,000	\$0	\$0	\$0	\$0
5232 - OFFICE & OTHER EQUIP < \$5,000	\$32,855	\$8,000	\$11,000	\$3,487	\$8,000	\$8,000	\$0
5260 - HEALTH - EMPLOYEE PHYSICALS	\$4,522	\$2,000	\$6,000	\$2,830	\$2,000	\$2,000	\$0
5263 - ADVERTISING	\$2,277	\$1,500	\$1,600	\$1,587	\$1,500	\$1,500	\$0
5265 - PROFESSIONAL & SPECIAL SERVICE	\$153,165	\$189,200	\$181,900	\$95,113	\$234,184	\$234,184	\$0
5291 - OFFICE, SPACE & SITE RENTAL	\$46,445	\$30,217	\$37,517	\$31,827	\$31,091	\$31,091	\$0
5311 - GENERAL OPERATING EXPENSE	\$45,701	\$99,999	\$128,106	\$47,788	\$109,513	\$109,513	\$0
5331 - TRAVEL EXPENSE	\$8,208	\$16,444	\$16,444	\$11,340	\$15,590	\$15,590	\$0
5351 - UTILITIES	\$11,465	\$15,350	\$15,350	\$14,734	\$15,350	\$15,350	\$0
SERVICES & SUPPLIES	\$340,526	\$404,485	\$439,692	\$243,992	\$463,416	\$463,416	\$0
5121 - INTERNAL CHARGES	\$31,912	\$26,000	\$26,000	\$14,898	\$26,274	\$26,274	\$0
5123 - TECH REFRESH EXPENSE	\$7,683	\$12,020	\$12,020	\$12,020	\$10,298	\$10,298	\$0
5128 - INTERNAL SHREDDING CHARGES	\$1,415	\$1,481	\$1,481	\$1,481	\$1,481	\$1,481	\$0
5129 - INTERNAL COPY CHARGES (NON-IS)	\$3,721	\$4,183	\$4,183	\$1,957	\$4,044	\$4,044	\$0
5152 - WORKERS COMPENSATION	\$9,596	\$12,917	\$12,917	\$12,917	\$9,577	\$9,577	\$0
5155 - PUBLIC LIABILITY INSURANCE	\$7,473	\$9,448	\$9,448	\$9,447	\$8,123	\$8,123	\$0
5315 - COUNTY COST PLAN	\$208,034	\$179,457	\$179,457	\$179,457	\$129,256	\$129,256	\$0
5333 - MOTOR POOL	\$23,592	\$19,326	\$19,326	\$8,038	\$15,186	\$15,186	\$0
INTERNAL CHARGES	\$293,428	\$264,832	\$264,832	\$240,216	\$204,239	\$204,239	\$0
5501 - SUPPORT & CARE OF PERSONS	\$0	\$0	\$2,000	\$769	\$0	\$0	\$0

COUNTY OF INYO

BUD002A - BUDGET REQUESTS

RUNDATE: 06/30/2018 TODAY'S DATE: 08/09/2018

FOR FISCAL YEARS: 07/01/2016 - 06/30/19

	YTD ACTUALS 06/30/2017	BOARD APPROVED 06/30/2018	WORKING BUDGET 06/30/2018	YTD ACTUALS 06/30/2018	DEPT REQUESTED 06/30/2019	CAO RECOMM 06/30/2019	BOARD APPROVED 06/30/2019
5539 - OTHER AGENCY CONTRIBUTIONS	\$55,468	\$35,000	\$35,000	\$16,889	\$35,000	\$35,000	\$0
OTHER CHARGES	\$55,468	\$35,000	\$37,000	\$17,658	\$35,000	\$35,000	\$0
5801 - OPERATING TRANSFERS OUT	\$8,771	\$669	\$669	\$669	\$817	\$817	\$0
OTHER FINANCING USES	\$8,771	\$669	\$669	\$669	\$817	\$817	\$0
TOTAL EXPENSES:	<u>\$1,820,326</u>	<u>\$1,989,460</u>	<u>\$2,026,667</u>	<u>\$1,534,079</u>	<u>\$2,090,490</u>	<u>\$2,090,490</u>	<u>\$0</u>
BUDGET UNIT: 045100 HEALTH - GENERAL	(\$354,029)	(\$336,757)	(\$355,556)	(\$345,560)	(\$336,757)	(\$336,757)	\$0

CALIFORNIA CHILD SERVICE-ADMIN 045501

DEPARTMENTAL FUNCTIONS

The California Children's Services (CCS) Administration provides case management and administrative support to assure that appropriate medical care is available for children with serious and complicated health problems and disabilities. Case enrollment services focus on obtaining the appropriate financial information and medical evaluation to establish client eligibility. A family participating in the CCS Program is assisted with understanding, organizing and prioritizing the needs and care of the child. CCS case management services include securing medical appointments with medical specialists practicing outside of Inyo County by requesting authorization for specialized medical evaluation and care. As needed, families are assisted with transportation and lodging in order to benefit from the authorized medical care that is exclusively located outside of Inyo County.

MAJOR ACCOMPLISHMENTS IN FISCAL YEAR 2017-2018

- **CCS CASELOAD AND ENROLLMENT-** There were 27 referrals for CCS during the first three quarters of FY 17/18. Of these, 22 children were determined to be eligible for CCS, bringing the total caseload to 156 children. The CCS staff facilitated medical authorizations to medical providers, allowing children to access specific diagnostic and treatment services paid through the CCS program.
- **TRANSPORTATION TO APPOINTMENTS-** Provided travel assistance for 51 clients authorized for medical appointments outside of Inyo County. Travel and Maintenance Assistance is a State mandated benefit which is reviewed regularly to ensure clients have the resources needed for out of county travel. Public Health staff in the CCS program work diligently to ensure that needy families receive transportation assistance, including coordination with Med-Cal Managed Care transportation assistance programs, or through other programs and agencies. When no other travel assistance is available, the CCS program offers financial assistance to help offset the cost of travel for out-of-county appointments.
- **TRANSITIONAL CARE-** Transitioning children from specialty pediatric providers as they enter adulthood can be a difficult process for families. The CCS case manager focuses on making regular contact with families with a teenager in CCS to support the transition over a five year term with a goal of total care transfer before the child "ages out" of CCS services.

GOALS FOR FISCAL YEAR 2018-2019

- Maintain CCS case management services for the current caseload by training an additional nurse case manager.
- Continue to collaborate with outside agencies that provide services to the target population to ensure that client medical and transportation needs are met.
- Ensure coordination and effective links to Medi-Cal Managed Care plans in order to increase insurance coverage for families and children.

DEPARTMENTAL BUDGET REQUEST FOR FISCAL YEAR 2018-2019

The Department's Fiscal Year 2018-2019 Requested Budget represents an overall increase of \$2,872 in expenditures, and an increase of \$2,872 in revenues, when compared to the Fiscal Year 2017-2018 Board Approved Budget. As a result, the Requested Net County Cost is increased by \$0.

Personnel Costs increased by \$3,287 compared to the Fiscal Year 2017-2018 Board Approved Budget, due to projected employee salary and benefit increases..

Revenues

4498 (STATE GRANTS) increased by \$2,872: This State allocation is driven by current case load numbers and the child's health insurance status. The allocation was increased last year. We are projecting a similar increase this next fiscal year.

Personnel

The Department's Requested Budget represents no change in the number of fulltime equivalent (FTE) positions that are supported by this budget.

See attached HHS Personnel Shift table.

We are requesting to add one full time nurse position and delete one APAR nurse position. The Public Health division is underspending in several budgets and has not been able to fill the APAR nurse position created specifically for jail on-call coverage. A full time nurse position would allow Public Health to leverage CHDP, CCS, immunizations, CARES and HIV surveillance funding and also provide additional on-call nursing coverage for Inyo County Jail.

In our fiscal office, we are requesting to delete 2 office tech positions and add one Administrative Analyst position. A higher level of staff is needed to devote time to track realignment trends and changes, increase efficiency in quarterly claiming and develop department wide budget tracking and monitoring tools.

Services & Supplies

5265 (PROFESSIONAL & SPECIAL SERVICE) decreased by \$250: projected expenses after reviewing 17/18 expenses; **5351** (UTILITIES) increased by \$900: projected expenses after reviewing 17/18 expenses.

Support & Care of Persons

5501 (SUPPORT & CARE OF PERSONS) decreased by \$1,393: projected expenses after reviewing 17/18 expenses.

Fixed Assets

(There are no changes in this object category from the previous fiscal year.)

FISCAL YEAR 2018-2019 REDUCTION IMPACTS TO BASE BUDGET

None

FISCAL YEAR 2018-2019 STATE/FEDERAL FUNDING SUMMARY

This State allocation is driven by current case load numbers and the child's health insurance status. We are projecting a slight increase in the allocation this next fiscal year.

FISCAL YEAR 2018-2019 REGULATORY COMPLIANCE SUMMARY

Counties are mandated to provide CCS through either their public health or social services programs (HSC Sect. 123850).

MAJOR POLICY CONSIDERATIONS BEING REQUESTED

We are requesting to add one full time nurse position and delete one APAR nurse position. The Public Health division is underspending in several budgets and has not been able to fill the APAR nurse position created specifically for jail on-call coverage. A full time nurse position would allow Public Health to leverage CHDP, CCS, immunizations, CARES and HIV surveillance funding and also provide additional on-call nursing coverage for Inyo County Jail.

COUNTY OF INYO

BUD002A - BUDGET REQUESTS

RUNDATE: 06/30/2018 TODAY'S DATE: 08/09/2018

FOR FISCAL YEARS: 07/01/2016 - 06/30/19

	YTD ACTUALS 06/30/2017	BOARD APPROVED 06/30/2018	WORKING BUDGET 06/30/2018	YTD ACTUALS 06/30/2018	DEPT REQUESTED 06/30/2019	CAO RECOMM 06/30/2019	BOARD APPROVED 06/30/2019
BUDGET UNIT: 045501 CALIFORNIA CHILD SERVICE-ADMIN							
FUND: 0001 GENERAL FUND							
REVENUES:							
4420 - SOCIAL SERVICE REALIGNMENT	\$6,795	\$17,967	\$17,967	(\$4,748)	\$17,967	\$17,967	\$0
4498 - STATE GRANTS	\$47,169	\$88,227	\$90,515	\$77,448	\$91,099	\$91,099	\$0
AID FROM OTHER GOVT AGENCIES	\$53,964	\$106,194	\$108,482	\$72,699	\$109,066	\$109,066	\$0
TOTAL REVENUES:	\$53,964	\$106,194	\$108,482	\$72,699	\$109,066	\$109,066	\$0
EXPENSES:							
5001 - SALARIED EMPLOYEES	\$33,216	\$56,135	\$56,135	\$44,709	\$57,616	\$57,616	\$0
5012 - PART TIME EMPLOYEES	\$3,003	\$0	\$0	\$0	\$0	\$0	\$0
5021 - RETIREMENT & SOCIAL SECURITY	\$2,781	\$4,363	\$4,363	\$3,374	\$4,505	\$4,505	\$0
5022 - PERS RETIREMENT	\$8,639	\$7,990	\$7,990	\$6,736	\$8,053	\$8,053	\$0
5024 - RETIREMENT-UNFUNDED LIAB	\$0	\$7,141	\$7,141	\$7,141	\$8,879	\$8,879	\$0
5031 - MEDICAL INSURANCE	\$4,291	\$10,333	\$10,333	\$7,913	\$10,427	\$10,427	\$0
5032 - DISABILITY INSURANCE	\$292	\$569	\$569	\$417	\$585	\$585	\$0
5042 - SICK LEAVE BUY OUT	\$358	\$750	\$750	\$690	\$647	\$647	\$0
5043 - OTHER BENEFITS	\$503	\$144	\$144	\$28	\$0	\$0	\$0
SALARIES & BENEFITS	\$53,086	\$87,425	\$87,425	\$71,011	\$90,712	\$90,712	\$0
5265 - PROFESSIONAL & SPECIAL SERVICE	\$94	\$300	\$280	\$17	\$50	\$50	\$0
5311 - GENERAL OPERATING EXPENSE	\$299	\$600	\$408	\$403	\$600	\$600	\$0
5351 - UTILITIES	\$857	\$900	\$1,527	\$1,740	\$1,800	\$1,800	\$0
SERVICES & SUPPLIES	\$1,251	\$1,800	\$2,215	\$2,161	\$2,450	\$2,450	\$0
5121 - INTERNAL CHARGES	\$765	\$1,000	\$700	\$222	\$750	\$750	\$0
5129 - INTERNAL COPY CHARGES (NON-IS)	\$183	\$141	\$210	\$227	\$298	\$298	\$0
5152 - WORKERS COMPENSATION	\$653	\$478	\$478	\$477	\$676	\$676	\$0
5155 - PUBLIC LIABILITY INSURANCE	\$510	\$350	\$350	\$350	\$573	\$573	\$0
INTERNAL CHARGES	\$2,112	\$1,969	\$1,738	\$1,278	\$2,297	\$2,297	\$0
5501 - SUPPORT & CARE OF PERSONS	\$5,667	\$15,000	\$17,104	\$5,033	\$13,607	\$13,607	\$0
OTHER CHARGES	\$5,667	\$15,000	\$17,104	\$5,033	\$13,607	\$13,607	\$0
TOTAL EXPENSES:	\$62,117	\$106,194	\$108,482	\$79,484	\$109,066	\$109,066	\$0

COUNTY OF INYO

BUD002A - BUDGET REQUESTS

RUNDATE: 06/30/2018 TODAY'S DATE: 08/09/2018

FOR FISCAL YEARS: 07/01/2016 - 06/30/19

	YTD ACTUALS 06/30/2017	BOARD APPROVED 06/30/2018	WORKING BUDGET 06/30/2018	YTD ACTUALS 06/30/2018	DEPT REQUESTED 06/30/2019	CAO RECOMM 06/30/2019	BOARD APPROVED 06/30/2019
BUDGET UNIT: 045501 CALIFORNIA CHILD SERVICE-ADMIN	(\$8,153)	\$0	\$0	(\$6,785)	\$0	\$0	\$0

CALIFORNIA CHILDREN SERVICE

045500

DEPARTMENTAL FUNCTIONS

California Children's Services (CCS) Medical Therapy Program (MTP) is based on the premise that all children should have adequate medical care to prevent disabilities and that each county must assist in providing for that care according to California Code of Regulations and the US Title 20, "Individuals with Disabilities Education Act". Services are available to children with serious access and functional needs, without regard to financial eligibility if their educational or physical development would be impeded without services. This portion of the CCS program provides direct treatment for the child with needs specific to physical and occupational therapy, and special equipment such as braces, walkers, wheel chairs, lifts, beds, and therapeutic equipment for personal use. Ongoing provision of Medical Therapy Conference (MTC) services requires nurse case management of referrals, obtaining medical histories and appropriate tests, coordinating appointments and facilitating follow up authorization for medical care and services. Local MTC brings the services to our community and schools, in accordance with the interagency agreement between the California State Department of Health Services and the California Office of Education.

MAJOR ACCOMPLISHMENTS IN FISCAL YEAR 2017-2018

- **MEDICAL THERAPY CONFERENCE (MTC)** - The CCS staff worked with Mono County CCS staff to coordinate and co-facilitate two MTCs during FY 17/18. The MTC brings a variety of pediatric specialists to the Eastern Sierra, allowing families to access services for their children without traveling outside of the area. The MTC team typically includes, but is not limited to: a physician, physical and occupational therapists, a nutritionist, durable medical equipment provider and an orthotics/prosthetics provider. Twenty four children from Inyo County participated in the MTCs this year.
- **POST MTC REFERRALS AND CARE-** Following each MTC, Inyo County CCS staff work diligently to ensure all follow up appointments and referrals are coordinated in a timely manner. During the 2017/18 fiscal year, outcomes for clients participating in the MTC included referrals to appropriate specialists and/or recommendations for additional testing, re-fitting of braces and orthotics to ensure proper fit as the children grow, custom fitting of a wheelchair, and referrals to physical therapy and/or occupational therapy.
- **MEDICAL THERAPY PROGRAM (MTP) CASE MANAGEMENT-** A new nurse was hired in December 2017 to provide case management to CCS patients. Ongoing case management includes coordinating audiology services and oral/motor assessments for speech therapy for children from newborn to eighteen years of age with Special Education and staff of the Inyo County Superintendent of Schools. Without these services, special needs children in Inyo County would have limited opportunities for appropriate education support within the school.

GOALS FOR FISCAL YEAR 2018-2019

- Continue to coordinate MTP services to meet the needs of the eligible children of Inyo County.
- Maintain collaboration with other county services and outside agencies that provide services to MTP clients to ensure that children who need special equipment and/or therapy continue to receive services in an efficient and effective manner.
- Continue to provide training to nursing staff to ensure continuity of case management in this program.

DEPARTMENTAL BUDGET REQUEST FOR FISCAL YEAR 2018-2019

The Department's Fiscal Year 2018-2019 Requested Budget represents an overall increase of \$2,078 in expenditures, and an increase of \$2,078 in revenues, when compared to the Fiscal Year 2017-2018 Board Approved Budget. As a result, the Requested Net County Cost is increased by \$0.

Personnel Costs increased by \$1,065 compared to the Fiscal Year 2017-2018 Board Approved Budget, due to projected employee salary and benefit increases.

Revenues

4420 (SOCIAL SERVICE REALIGNMENT) increased by \$2,078: required match for projected revenue after reviewing 17/18 revenues.

Personnel

The Department's Requested Budget represents no change in the number of fulltime equivalent (FTE) positions that are supported by this budget.

See attached HHS Personnel Shift table.

Services & Supplies

5265 (PROFESSIONAL & SPECIAL SERVICE) increased by \$984: projected expenses after reviewing 17/18 expenses.

Support & Care of Persons

(There are no changes in this object category from the previous fiscal year.)

Fixed Assets

(There are no changes in this object category from the previous fiscal year.)

FISCAL YEAR 2018-2019 REDUCTION IMPACTS TO BASE BUDGET

None

FISCAL YEAR 2018-2019 STATE/FEDERAL FUNDING SUMMARY

CCS is one of several programs carved out of Medi-Cal expansion in California.

FISCAL YEAR 2018-2019 REGULATORY COMPLIANCE SUMMARY

Counties are mandated to provide CCS through either their public health or social services programs (HSC Sect. 123850).

MAJOR POLICY CONSIDERATIONS BEING REQUESTED

We are requesting to add one full time nurse position and delete one APAR nurse position. The Public Health division is underspending in several budgets and has not been able to fill the APAR nurse position created specifically for jail on-call coverage. A full time nurse position would allow Public Health to leverage CHDP, CCS, immunizations, CARES and HIV surveillance funding and also provide additional on-call nursing coverage for Inyo County Jail.

COUNTY OF INYO

BUD002A - BUDGET REQUESTS

RUNDATE: 06/30/2018 TODAY'S DATE: 08/09/2018

FOR FISCAL YEARS: 07/01/2016 - 06/30/19

	YTD ACTUALS 06/30/2017	BOARD APPROVED 06/30/2018	WORKING BUDGET 06/30/2018	YTD ACTUALS 06/30/2018	DEPT REQUESTED 06/30/2019	CAO RECOMM 06/30/2019	BOARD APPROVED 06/30/2019
BUDGET UNIT: 045500 CALIFORNIA CHILDREN SERVICE							
FUND: 0001 GENERAL FUND							
REVENUES:							
4420 - SOCIAL SERVICE REALIGNMENT	\$4,441	\$6,886	\$6,886	\$0	\$8,964	\$8,964	\$0
4498 - STATE GRANTS	\$2,262	\$13,203	\$13,838	\$1,399	\$13,203	\$13,203	\$0
AID FROM OTHER GOVT AGENCIES	\$6,703	\$20,089	\$20,724	\$1,399	\$22,167	\$22,167	\$0
TOTAL REVENUES:	\$6,703	\$20,089	\$20,724	\$1,399	\$22,167	\$22,167	\$0
EXPENSES:							
5001 - SALARIED EMPLOYEES	\$0	\$7,844	\$7,844	\$0	\$8,461	\$8,461	\$0
5021 - RETIREMENT & SOCIAL SECURITY	\$0	\$600	\$600	\$0	\$654	\$654	\$0
5022 - PERS RETIREMENT	\$0	\$690	\$690	\$0	\$771	\$771	\$0
5024 - RETIREMENT-UNFUNDED LIAB	\$0	\$1,373	\$1,373	\$1,373	\$1,707	\$1,707	\$0
5031 - MEDICAL INSURANCE	\$0	\$1,898	\$1,898	\$0	\$1,870	\$1,870	\$0
5032 - DISABILITY INSURANCE	\$0	\$78	\$78	\$0	\$85	\$85	\$0
SALARIES & BENEFITS	\$0	\$12,483	\$12,483	\$1,373	\$13,548	\$13,548	\$0
5265 - PROFESSIONAL & SPECIAL SERVICE	\$6,458	\$7,500	\$8,135	\$3,339	\$8,484	\$8,484	\$0
SERVICES & SUPPLIES	\$6,450	\$7,500	\$8,135	\$3,339	\$8,484	\$8,484	\$0
5152 - WORKERS COMPENSATION	\$142	\$61	\$61	\$60	\$73	\$73	\$0
5155 - PUBLIC LIABILITY INSURANCE	\$111	\$45	\$45	\$45	\$62	\$62	\$0
INTERNAL CHARGES	\$253	\$106	\$106	\$105	\$135	\$135	\$0
TOTAL EXPENSES:	\$6,703	\$20,089	\$20,724	\$4,817	\$22,167	\$22,167	\$0
BUDGET UNIT: 045500 CALIFORNIA CHILDREN SERVICE	\$0	\$0	\$0	(\$3,418)	\$0	\$0	\$0

CARES GRANT 18-19 641218

DEPARTMENTAL FUNCTIONS

CARES is designed to assure the availability of comprehensive social and medical services and to assist in the development of a support network for the HIV positive population in Inyo County. Specific responsibilities of the Department include functioning as the fiscal agent, providing case management services, outreach to potential clients, and collaboration with other agencies in the development of client services.

MAJOR ACCOMPLISHMENTS IN FISCAL YEAR 2017-2018

- **CASE MANAGEMENT-** Provided training in medical case management for a new nurse who is assigned to provide case management services to eligible HIV-positive individuals in the community. Case Management including various aspects of physical and mental health support and linkage to social and financial services. These are vital services for a population that has challenges in a small community to obtain necessary support while maintaining confidentiality. The nurse attended two HIV conferences during the fiscal year and was able to provide updated treatment information to other medical and paraprofessional staff in the division.
- **TRANSPORTATION SERVICES-** As there are no HIV provider specialists in Inyo County, staff assisted clients to access out of county HIV specialists, including facilitating appointment scheduling and costs for transport, lodging and food. The financial aid provided to reach the appointments is essential to the program as many clients would not be able to afford the out of county travel expenses, leaving them vulnerable to diminishing health. During the first three quarters of FY 17/18, medical transportation assistance was provided for 2 out-of-area appointments.
- **DRUG ASSISTANCE-** The AIDS Drug Assistance Program (ADAP) provides income-eligible clients access to necessary and costly prescriptions by paying drug costs that may otherwise have been absorbed through county indigent services or hospital emergency programs. Two ADAP clients were assisted through the program in the first three quarters of FY 17/18.
- **PUBLIC EDUCATION-** Public Health staff promoted program services and events, such as National HIV Testing Day, through local media outlets and community bulletin board posts.

GOALS FOR FISCAL YEAR 2018-2019

- Provide non-medical case management training to a Prevention Specialist in the Public Health division.
- Continue to increase knowledge of HIV/AIDS disease process among Public Health staff by taking advantage of available webinars and conferences.
- Continue to assist HIV-infected individuals with accessing culturally appropriate medical care by maintaining relationships with referral sources within the county and with HIV specialists outside the county.

DEPARTMENTAL BUDGET REQUEST FOR FISCAL YEAR 2018-2019

The Department's Fiscal Year 2018-2019 Requested Budget represents an overall increase of \$559 in expenditures, and an increase of \$559 in revenues, when compared to the Fiscal Year 2017-2018 Board Approved Budget. As a result, the Requested Net County Cost is increased by \$0.

Personnel Costs increased by \$528 compared to the Fiscal Year 2017-2018 Board Approved Budget, due to new staff in positions so that results in an increase in actual costs.

Revenues

4498 (STATE GRANTS) increased by \$559: this grant is April through March. We will utilize more of this grant in the time period.

Personnel

The Department's Requested Budget represents an increase in the number of fulltime equivalent (FTE) positions that are supported by this budget.

There is a .04 FTE increase. See attached HHS Personnel Shift table.

We have included the part time nurse and a percent of the Prevention Specialist. In past years, only the Prevention Specialist was in this budget. The nurse is needed for the advanced case management needs of the clients.

Services & Supplies

5331 (TRAVEL EXPENSE) increased by \$1,412: projected expenses after reviewing 17/18 expenses;
5351 (UTILITIES) increased by \$0: projected expenses after reviewing 17/18 expenses.

Support & Care of Persons

5501 (SUPPORT & CARE OF PERSONS) increased by \$1,162: projected expenses after reviewing 17/18 expenses.

Fixed Assets

(There are no changes in this object category from the previous fiscal year.)

FISCAL YEAR 2018-2019 REDUCTION IMPACTS TO BASE BUDGET

A reduction in the budgeted amount for the period of 4/1/2017-3/31/2018 was ratified by the Board of Supervisors during FY 17/18 and may again occur in FY 18/19 and likely in FY 19/20. The reduction is for services provided to clients and not the staff levels that we have budgeted.

FISCAL YEAR 2018-2019 STATE/FEDERAL FUNDING SUMMARY

This Federal funding remains stable at this time.

FISCAL YEAR 2018-2019 REGULATORY COMPLIANCE SUMMARY

Funds must be used exclusively for HIV positive clients.

MAJOR POLICY CONSIDERATIONS BEING REQUESTED

A reduction in the budgeted amount for the period of 4/1/2017-3/31/2018 was ratified by the Board of Supervisors during FY 17/18 and may again occur in FY 18/19 and likely in FY 19/20. The reduction is for services provided to clients and not the staff levels that we have budgeted. We believe that the staff levels in this budget are what are needed to provided the case management services to the clients and address the reporting needs of the program.

COUNTY OF INYO

BUD002A - BUDGET REQUESTS

RUNDATE: 06/30/2018 TODAY'S DATE: 08/09/2018

FOR FISCAL YEARS: 07/01/2016 - 06/30/19

	YTD ACTUALS 06/30/2017	BOARD APPROVED 06/30/2018	WORKING BUDGET 06/30/2018	YTD ACTUALS 06/30/2018	DEPT REQUESTED 06/30/2019	CAO RECOMM 06/30/2019	BOARD APPROVED 06/30/2019
BUDGET UNIT: 641218 CARES GRANT 18-19							
FUND: 6855 CARES GRANT 2018-2019							
REVENUES:							
4498 - STATE GRANTS	\$0	\$20,089	\$20,089	\$0	\$60,825	\$60,825	\$0
AID FROM OTHER GOVT AGENCIES	\$0	\$20,089	\$20,089	\$0	\$60,825	\$60,825	\$0
TOTAL REVENUES:	\$0	\$20,089	\$20,089	\$0	\$60,825	\$60,825	\$0
EXPENSES:							
5001 - SALARIED EMPLOYEES	\$0	\$3,059	\$1,759	\$471	\$5,432	\$5,432	\$0
5012 - PART TIME EMPLOYEES	\$0	\$0	\$1,300	\$1,425	\$3,552	\$3,552	\$0
5021 - RETIREMENT & SOCIAL SECURITY	\$0	\$235	\$235	\$140	\$706	\$706	\$0
5022 - PERS RETIREMENT	\$0	\$341	\$341	\$61	\$578	\$578	\$0
5024 - RETIREMENT-UNFUNDED LIAB	\$0	\$1,145	\$1,145	\$1,145	\$4,269	\$4,269	\$0
5031 - MEDICAL INSURANCE	\$0	\$684	\$659	\$229	\$2,137	\$2,137	\$0
5032 - DISABILITY INSURANCE	\$0	\$31	\$31	\$4	\$93	\$93	\$0
5042 - SICK LEAVE BUY OUT	\$0	\$17	\$17	\$0	\$21	\$21	\$0
5043 - OTHER BENEFITS	\$0	\$0	\$25	\$19	\$73	\$73	\$0
SALARIES & BENEFITS	\$0	\$5,512	\$5,512	\$3,496	\$16,861	\$16,861	\$0
5263 - ADVERTISING	\$0	\$800	\$800	\$0	\$1,500	\$1,500	\$0
5311 - GENERAL OPERATING EXPENSE	\$0	\$250	\$250	\$18	\$500	\$500	\$0
5331 - TRAVEL EXPENSE	\$0	\$0	\$0	\$0	\$1,412	\$1,412	\$0
5351 - UTILITIES	\$0	\$300	\$300	\$10	\$800	\$800	\$0
SERVICES & SUPPLIES	\$0	\$1,350	\$1,350	\$28	\$4,212	\$4,212	\$0
5121 - INTERNAL CHARGES	\$0	\$750	\$750	\$0	\$500	\$500	\$0
5129 - INTERNAL COPY CHARGES (NON-IS)	\$0	\$5	\$5	\$0	\$10	\$10	\$0
5152 - WORKERS COMPENSATION	\$0	\$157	\$157	\$156	\$74	\$74	\$0
5155 - PUBLIC LIABILITY INSURANCE	\$0	\$112	\$112	\$111	\$63	\$63	\$0
5315 - COUNTY COST PLAN	\$0	\$2,057	\$2,057	\$2,056	\$4,610	\$4,610	\$0
5333 - MOTOR POOL	\$0	\$0	\$0	\$0	\$206	\$206	\$0
INTERNAL CHARGES	\$0	\$3,081	\$3,081	\$2,325	\$5,463	\$5,463	\$0
5501 - SUPPORT & CARE OF PERSONS	\$0	\$10,146	\$10,146	\$509	\$32,789	\$32,789	\$0
5508 - SUPPORT & CARE - 1099	\$0	\$0	\$0	\$0	\$1,500	\$1,500	\$0

COUNTY OF INYO

BUD002A - BUDGET REQUESTS

RUNDATE: 06/30/2018 TODAY'S DATE: 08/09/2018

FOR FISCAL YEARS: 07/01/2016 - 06/30/19

	YTD ACTUALS 06/30/2017	BOARD APPROVED 06/30/2018	WORKING BUDGET 06/30/2018	YTD ACTUALS 06/30/2018	DEPT REQUESTED 06/30/2019	CAO RECOMM 06/30/2019	BOARD APPROVED 06/30/2019
OTHER CHARGES	\$0	\$10,146	\$10,146	\$509	\$34,289	\$34,289	\$0
TOTAL EXPENSES:	\$0	\$20,089	\$20,089	\$6,360	\$60,825	\$60,825	\$0
BUDGET UNIT: 641218 CARES GRANT 18-19	\$0	\$0	\$0	(\$6,360)	\$0	\$0	\$0

CARES GRANT 19-20 641219

DEPARTMENTAL FUNCTIONS

CARES is designed to assure the availability of comprehensive social and medical services and to assist in the development of a support network for the HIV positive population in Inyo County. Specific responsibilities of the Department include functioning as the fiscal agent, providing case management services, outreach to potential clients, and collaboration with other agencies in the development of client services.

MAJOR ACCOMPLISHMENTS IN FISCAL YEAR 2017-2018

- **CASE MANAGEMENT-** Provided training in medical case management for a new nurse who is assigned to provide case management services to eligible HIV-positive individuals in the community. Case Management including various aspects of physical and mental health support and linkage to social and financial services. These are vital services for a population that has challenges in a small community to obtain necessary support while maintaining confidentiality. The nurse attended two HIV conferences during the fiscal year and was able to provide updated treatment information to other medical and paraprofessional staff in the division.
- **TRANSPORTATION SERVICES-** As there are no HIV provider specialists in Inyo County, staff assisted clients to access out of county HIV specialists, including facilitating appointment scheduling and costs for transport, lodging and food. The financial aid provided to reach the appointments is essential to the program as many clients would not be able to afford the out of county travel expenses, leaving them vulnerable to diminishing health. During the first three quarters of FY 17/18, medical transportation assistance was provided for 2 out-of-area appointments.
- **DRUG ASSISTANCE-** The AIDS Drug Assistance Program (ADAP) provides income-eligible clients access to necessary and costly prescriptions by paying drug costs that may otherwise have been absorbed through county indigent services or hospital emergency programs. Two ADAP clients were assisted through the program in the first three quarters of FY 17/18.
- **PUBLIC EDUCATION-** Public Health staff promoted program services and events, such as National HIV Testing Day, through local media outlets and community bulletin board posts.

GOALS FOR FISCAL YEAR 2018-2019

- Provide non-medical case management training to a Prevention Specialist in the Public Health division.
- Continue to increase knowledge of HIV/AIDS disease process among Public Health staff by taking advantage of available webinars and conferences.
- Continue to assist HIV-infected individuals with accessing culturally appropriate medical care by maintaining relationships with referral sources within the county and with HIV specialists outside the county.

DEPARTMENTAL BUDGET REQUEST FOR FISCAL YEAR 2018-2019

The Department's Fiscal Year 2018-2019 Requested Budget represents an overall decrease of \$559 in expenditures, and a decrease of \$559 in revenues, when compared to the Fiscal Year 2017-2018 Board Approved Budget. As a result, the Requested Net County Cost is increased by \$0.

Personnel Costs increased by \$118 compared to the Fiscal Year 2017-2018 Board Approved Budget, due to increase in FTE and projected employee salary and benefit increases.

Revenues

4498 (STATE GRANTS) decreased by \$559: this grant is April through June. We will utilize less of the grant in this time period.

Personnel

The Department's Requested Budget represents an increase in the number of fulltime equivalent (FTE) positions that are supported by this budget.

There is a .04 FTE increase. See attached HHS Personnel Shift table.

We have included the part time nurse and a percent of the Prevention Specialist. In past years, only the Prevention Specialist was in this budget. The nurse is needed for the advanced case management needs of the clients.

Services & Supplies

5263 (ADVERTISING) decreased by \$300: projected expenses after reviewing 17/18 expenses.

Support & Care of Persons

5501 (SUPPORT & CARE OF PERSONS) increased by \$326: projected expenses after reviewing 17/18 expenses.

Fixed Assets

(There are no changes in this object category from the previous fiscal year.)

FISCAL YEAR 2018-2019 REDUCTION IMPACTS TO BASE BUDGET

A reduction in the budgeted amount for the period of 4/1/2017-3/31/2018 was ratified by the Board of Supervisors during FY 17/18 and may again occur in FY 18/19 and likely in FY 19/20. The reduction is for services provided to clients and not the staff levels that we have budgeted. We believe that the staff levels in this budget are what are needed to provided the case management services to the clients and address the reporting needs of the program.

FISCAL YEAR 2018-2019 STATE/FEDERAL FUNDING SUMMARY

This Federal funding is stable.

FISCAL YEAR 2018-2019 REGULATORY COMPLIANCE SUMMARY

Funds must be used exclusively for HIV positive clients.

MAJOR POLICY CONSIDERATIONS BEING REQUESTED

A reduction in the budgeted amount for the period of 4/1/2017-3/31/2018 was ratified by the Board of Supervisors during FY 17/18 and may again occur in FY 18/19 and likely in FY 19/20. The reduction is for services provided to clients and not the staff levels that we have budgeted. We believe that the staff levels in this budget are what are needed to provided the case management services to the clients and address the reporting needs of the program.

COUNTY OF INYO

BUD002A - BUDGET REQUESTS

RUNDATE: 06/30/2018 TODAY'S DATE: 08/09/2018

FOR FISCAL YEARS: 07/01/2016 - 06/30/19

	YTD ACTUALS 06/30/2017	BOARD APPROVED 06/30/2018	WORKING BUDGET 06/30/2018	YTD ACTUALS 06/30/2018	DEPT REQUESTED 06/30/2019	CAO RECOMM 06/30/2019	BOARD APPROVED 06/30/2019
BUDGET UNIT: 641219 CARES GRANT 19-20							
FUND: 6858 CARES GRANT 19-20							
REVENUES:							
4498 - STATE GRANTS	\$0	\$0	\$0	\$0	\$19,530	\$19,530	\$0
AID FROM OTHER GOVT AGENCIES	\$0	\$0	\$0	\$0	\$19,530	\$19,530	\$0
TOTAL REVENUES:	<u>\$0</u>	<u>\$0</u>	<u>\$0</u>	<u>\$0</u>	<u>\$19,530</u>	<u>\$19,530</u>	<u>\$0</u>
EXPENSES:							
5001 - SALARIED EMPLOYEES	\$0	\$0	\$0	\$0	\$1,812	\$1,812	\$0
5012 - PART TIME EMPLOYEES	\$0	\$0	\$0	\$0	\$1,184	\$1,184	\$0
5021 - RETIREMENT & SOCIAL SECURITY	\$0	\$0	\$0	\$0	\$238	\$238	\$0
5022 - PERS RETIREMENT	\$0	\$0	\$0	\$0	\$194	\$194	\$0
5024 - RETIREMENT-UNFUNDED LIAB	\$0	\$0	\$0	\$0	\$1,424	\$1,424	\$0
5031 - MEDICAL INSURANCE	\$0	\$0	\$0	\$0	\$714	\$714	\$0
5032 - DISABILITY INSURANCE	\$0	\$0	\$0	\$0	\$32	\$32	\$0
5042 - SICK LEAVE BUY OUT	\$0	\$0	\$0	\$0	\$7	\$7	\$0
5043 - OTHER BENEFITS	\$0	\$0	\$0	\$0	\$25	\$25	\$0
SALARIES & BENEFITS	\$0	\$0	\$0	\$0	\$5,630	\$5,630	\$0
5263 - ADVERTISING	\$0	\$0	\$0	\$0	\$500	\$500	\$0
5311 - GENERAL OPERATING EXPENSE	\$0	\$0	\$0	\$0	\$250	\$250	\$0
5351 - UTILITIES	\$0	\$0	\$0	\$0	\$300	\$300	\$0
SERVICES & SUPPLIES	\$0	\$0	\$0	\$0	\$1,050	\$1,050	\$0
5121 - INTERNAL CHARGES	\$0	\$0	\$0	\$0	\$750	\$750	\$0
5129 - INTERNAL COPY CHARGES (NON-IS)	\$0	\$0	\$0	\$0	\$10	\$10	\$0
5152 - WORKERS COMPENSATION	\$0	\$0	\$0	\$0	\$44	\$44	\$0
5155 - PUBLIC LIABILITY INSURANCE	\$0	\$0	\$0	\$0	\$37	\$37	\$0
5315 - COUNTY COST PLAN	\$0	\$0	\$0	\$0	\$1,537	\$1,537	\$0
INTERNAL CHARGES	\$0	\$0	\$0	\$0	\$2,378	\$2,378	\$0
5501 - SUPPORT & CARE OF PERSONS	\$0	\$0	\$0	\$0	\$10,472	\$10,472	\$0
OTHER CHARGES	\$0	\$0	\$0	\$0	\$10,472	\$10,472	\$0
TOTAL EXPENSES:	<u>\$0</u>	<u>\$0</u>	<u>\$0</u>	<u>\$0</u>	<u>\$19,530</u>	<u>\$19,530</u>	<u>\$0</u>

COUNTY OF INYO

BUD002A - BUDGET REQUESTS

RUNDATE: 06/30/2018 TODAY'S DATE: 08/09/2018

FOR FISCAL YEARS: 07/01/2016 - 06/30/19

	YTD	BOARD	WORKING	YTD	DEPT	CAO	BOARD
	ACTUALS	APPROVED	BUDGET	ACTUALS	REQUESTED	RECOMM	APPROVED
	06/30/2017	06/30/2018	06/30/2018	06/30/2018	06/30/2019	06/30/2019	06/30/2019
BUDGET UNIT: 641219 CARES GRANT 19-20	\$0	\$0	\$0	\$0	\$0	\$0	\$0

CBCAP 642515

DEPARTMENTAL FUNCTIONS

This program is funded by the Office of Child Abuse Prevention within the California Department of Social Services. The program targets high-risk children and families in low income communities, and provides home visiting, transportation, and linkages to health care and other resources. These funds are expended exclusively in Tecopa, Shoshone and Furnace Creek communities. Health and Human Services staff based in Tecopa serve as client liaisons to other Health and Human Services as well as to services provided by other community-based nonprofit organizations. These monies partially fund the salary and operating costs for assigned staff.

MAJOR ACCOMPLISHMENTS IN FISCAL YEAR 2017-2018

- Provided assistance to approximately one hundred (100) families and individuals in southeast Inyo in applying for public assistance programs such as Medi-Cal, CalFresh and CalWORKs, including outreach and assistance in submission of application and required documentation. Outreach and parent education support was provided to families in order to ensure that the children in these families had timely and needed access to food and medical services, thus reducing the risk for neglect and additional, more costly interventions.
- Continued to conduct outreach for child abuse prevention as requested, ensuring the community is aware of the signs of suspected child abuse and ways to help families in their communities. Provided prevention information for the area, including information on drugs, alcohol and tobacco, child abuse, and domestic violence. This includes, in coordination with HHS Prevention programming, making a parenting education class available to the community
- Coordinated monthly community gatherings during which community members bring food to share, as well as canned goods and other food items for the community food pantry. An average of thirty-five (35) individuals and families attend this event monthly, providing an opportunity for community support and socialization, as well as a mechanism to regularly replenish the community food pantry. This helps to promote self-sufficiency and a sense of community - important to the overall well-being of the children and families living in the area.
- Provided disaster preparedness efforts and continued coordination with the Tecopa Fire Department, Emergency Medical Services and the American Red Cross for the families and individuals in the area.
- Supported four families with CBCAP reserve funds. These funds had been the result of vacancies that had occurred in the past. The funds remained unspent for a number of years due to restrictions on how funds could be spent. Use of the funds to support family participation in FIRST was an allowable expense and allowed us to fully use these funds.

GOALS FOR FISCAL YEAR 2018-2019

- Continue disaster preparedness efforts and develop contingency plans in the event that the community is isolated by a disaster, including the community potluck event that supports the community's maintenance of a food bank that ensures families have adequate access to food in the event of a crisis or other emergency.
- Continue outreach to high-risk children and families to provide information, resources to strengthen the families' abilities to prevent child abuse or out of home placement, drug and alcohol abuse, domestic violence, as well as addressing mental health issues.

- Provide Triple P Parenting classes to families as a community based group, or individualized, as needed to enhance the supports provided to families in Southern Inyo.
- Coordinate quarterly meetings of the HHS Coalition in Southeastern Inyo with the HHS Director and/or her designee's attendance, including outreach to community partners such as the Death Valley School District.
- Continue to utilize the videoconferencing equipment in the Tecopa Community Center to access remote services as appropriate and provide assistance in accessing services, including, but not limited to CalFresh, Medi-Cal, Behavioral Health Services, cash assistance and other supportive services as identified.

DEPARTMENTAL BUDGET REQUEST FOR FISCAL YEAR 2018-2019

The Department's Fiscal Year 2018-2019 Requested Budget represents an overall decrease of \$9,812 in expenditures, and an increase of \$327 in revenues, when compared to the Fiscal Year 2017-2018 Board Approved Budget. As a result, the Requested Net County Cost is decreased by \$10,139.

In FY 17/18, we supported four families with CBCAP reserve funds. These funds had been the result of vacancies that had occurred in the past. The funds remained unspent for a number of years due to restrictions on how funds could be spent. Use of the funds to support family participation in FIRST was an allowable expense and allowed us to fully use these funds.

Personnel Costs increased by \$1,871 compared to the Fiscal Year 2017-2018 Board Approved Budget, due to projected employee salary and benefit increases.

Revenues

4301 (INTEREST FROM TREASURY) decreased by \$50: projected revenue after reviewing 17/18 revenues; **4498** (STATE GRANTS) increased by \$377: estimated allocation for FY18/19; **4998** (OPERATING TRANSFERS IN) increased by \$0: these funds were spent in 17/18.

Personnel

The Department's Requested Budget represents no change in the number of fulltime equivalent (FTE) positions that are supported by this budget.

See attached HHS Personnel Shift table.

Services & Supplies

5351 (UTILITIES) increased by \$218: projected expenses after reviewing 17/18 expenses.

Support & Care of Persons

(There are no changes in this object category from the previous fiscal year.)

Fixed Assets

(There are no changes in this object category from the previous fiscal year.)

FISCAL YEAR 2018-2019 REDUCTION IMPACTS TO BASE BUDGET

None

FISCAL YEAR 2018-2019 STATE/FEDERAL FUNDING SUMMARY

This is federal funding and has remained stable.

FISCAL YEAR 2018-2019 REGULATORY COMPLIANCE SUMMARY

While this is not a mandated program, this small allocation has allowed us to keep two full time positions based in the Tecopa community. One Tecopa Operations Manager and one social services support staff position were created using this CBCAP funding, some funding from ESAAA, Social Services, Alcohol and other Drug Services and Mental Health.

MAJOR POLICY CONSIDERATIONS BEING REQUESTED

None

COUNTY OF INYO

BUD002A - BUDGET REQUESTS

RUNDATE: 06/30/2018 TODAY'S DATE: 08/09/2018

FOR FISCAL YEARS: 07/01/2016 - 06/30/19

	YTD ACTUALS 06/30/2017	BOARD APPROVED 06/30/2018	WORKING BUDGET 06/30/2018	YTD ACTUALS 06/30/2018	DEPT REQUESTED 06/30/2019	CAO RECOMM 06/30/2019	BOARD APPROVED 06/30/2019
BUDGET UNIT: 642515 CBCAP							
FUND: 6840 CBCAP							
REVENUES:							
4301 - INTEREST FROM TREASURY	\$364	\$100	\$100	\$50	\$50	\$50	\$0
REV USE OF MONEY & PROPERTY	\$364	\$100	\$100	\$50	\$50	\$50	\$0
4498 - STATE GRANTS	\$27,342	\$27,342	\$27,719	\$27,719	\$27,719	\$27,719	\$0
AID FROM OTHER GOVT AGENCIES	\$27,342	\$27,342	\$27,719	\$27,719	\$27,719	\$27,719	\$0
TOTAL REVENUES:	\$27,706	\$27,442	\$27,819	\$27,769	\$27,769	\$27,769	\$0
EXPENSES:							
5001 - SALARIED EMPLOYEES	\$10,142	\$12,122	\$12,122	\$11,272	\$13,065	\$13,065	\$0
5012 - PART TIME EMPLOYEES	\$1,439	\$0	\$0	\$0	\$0	\$0	\$0
5021 - RETIREMENT & SOCIAL SECURITY	\$859	\$927	\$927	\$838	\$1,011	\$1,011	\$0
5022 - PERS RETIREMENT	\$1,795	\$1,066	\$1,066	\$991	\$1,191	\$1,191	\$0
5024 - RETIREMENT-UNFUNDED LIAB	\$0	\$2,564	\$2,564	\$2,564	\$3,188	\$3,188	\$0
5031 - MEDICAL INSURANCE	\$1,936	\$1,934	\$1,934	\$1,917	\$2,018	\$2,018	\$0
5032 - DISABILITY INSURANCE	\$84	\$121	\$121	\$106	\$132	\$132	\$0
SALARIES & BENEFITS	\$16,258	\$18,734	\$18,734	\$17,691	\$20,605	\$20,605	\$0
5351 - UTILITIES	\$3,274	\$2,500	\$2,877	\$2,691	\$2,718	\$2,718	\$0
SERVICES & SUPPLIES	\$3,274	\$2,500	\$2,877	\$2,691	\$2,718	\$2,718	\$0
5152 - WORKERS COMPENSATION	\$177	\$188	\$188	\$188	\$170	\$170	\$0
5155 - PUBLIC LIABILITY INSURANCE	\$138	\$138	\$138	\$138	\$144	\$144	\$0
5315 - COUNTY COST PLAN	\$300	\$4,867	\$4,867	\$4,866	\$2,832	\$2,832	\$0
5333 - MOTOR POOL	\$8,690	\$1,015	\$1,015	\$1,015	\$1,300	\$1,300	\$0
INTERNAL CHARGES	\$9,305	\$6,208	\$6,208	\$6,208	\$4,446	\$4,446	\$0
5801 - OPERATING TRANSFERS OUT	\$25,008	\$10,139	\$24,651	\$12,252	\$0	\$0	\$0
OTHER FINANCING USES	\$25,008	\$10,139	\$24,651	\$12,252	\$0	\$0	\$0
TOTAL EXPENSES:	\$53,845	\$37,581	\$52,470	\$38,843	\$27,769	\$27,769	\$0
BUDGET UNIT: 642515 CBCAP	(\$26,139)	(\$10,139)	(\$24,651)	(\$11,074)	\$0	\$0	\$0

CHILD HLTH AND DISABILITY PREV

045102

DEPARTMENTAL FUNCTIONS

This program provides local leadership in the identification of children's health needs and the development of countywide goals to promote Child Health and Disability Prevention (CHDP), facilitates access to care for the targeted population and provides health assessments for the early detection and prevention of disease and disabilities in children by providing assistance in obtaining needed diagnostic and treatment services. CHDP is California's version of the federal children's Medicaid requirement.

MAJOR ACCOMPLISHMENTS IN FISCAL YEAR 2017-2018

- CHDP REFERRALS- Public Health staff reviewed all CHDP exams provided by medical providers to all Medi-Cal eligible children in the county. The exams are screened to identify medical conditions, including vision and dental needs that require special case management. Children who have ongoing medical issues identified during the CHDP exams are screened for health insurance deficits, and those who are underinsured may be enrolled in the California Children's Services program.
- COORDINATED SERVICES- Public Health and Prevention staff continued to collaborate with local pediatricians and other partners to identify gaps in child obesity prevention and education, and to identify ways to address the healthcare needs of overweight children in Inyo County. A new nurse hired in FY 17/18 has enhanced coordination and partnership with local pediatric providers, especially regarding obesity prevention. The nurse is providing health eating and weight management information in the Bishop High School health clinic at least monthly during the second half of the fiscal year.
- OUTDOOR ACTIVITIES- The CHDP Nurse worked in partnership with the mentoring coordinator to facilitate outdoor activities for at-risk youth, including those referred by Probation, CHDP providers, and Behavioral Health. The outdoor activities promote exercise, proper nutrition and self-care, while helping children build self-esteem and positive relationships with adults and other youth.
- FOSTER CARE NURSING- A Public Health Nurse that is funded with CHDP and Behavioral Health funds, and who is embedded in the same building as the child welfare office, was assigned and trained during this fiscal year to provide foster care nursing case management to children in placement, ensuring the health and well-being of those children in foster children through monitoring and oversight of their medical needs.

GOALS FOR FISCAL YEAR 2018-2019

- Continue to assist families with case management needs and referrals based on findings from CHDP exams.
- Collaborate with local health care providers to assist with appropriate referrals for various needs, such as obesity prevention and dental care, as identified in CHDP exams. Expand outreach, education and case management for children with complex dental needs throughout the county.
- Continue to provide foster care nurse case management in order to ensure that the health needs of the children in placement and those children preparing to transition into independent living as adults are monitored and effectively addressed.

DEPARTMENTAL BUDGET REQUEST FOR FISCAL YEAR 2018-2019

The Department's Fiscal Year 2018-2019 Requested Budget represents an overall increase of \$3,398 in expenditures, and an increase of \$3,398 in revenues, when compared to the Fiscal Year 2017-2018 Board Approved Budget. As a result, the Requested Net County Cost is increased by \$0.

Personnel Costs increased by \$8,667 compared to the Fiscal Year 2017-2018 Board Approved Budget, due to increase in FTE and projected employee salary and benefit increases.

Revenues

4498 (STATE GRANTS) increased by \$3,398: Now that we have a full time PHN in the program, we will be asking for more of the new psychotropic allocation.

Personnel

The Department's Requested Budget represents an increase in the number of fulltime equivalent (FTE) positions that are supported by this budget.

There is a .37 FTE increase. See attached HHS Personnel Shift table.

The Department is requesting to add one part time Dietician at Range 74 to provide dietician services to WIC, increased CHDP time for obesity prevention and increased services to ESAAA, including direct supervisory oversight to ESAAA programs. This will support the Department's succession planning, as the current WIC Manager, who is also a dietician, has indicated she will retire in the upcoming fiscal year. The Department would request to delete the WIC Program Manager (Range 74) and replace with a Prevention Manager (Range 74) upon her retirement and until that time, would have the position assume oversight of other prevention programs. With the State's requirement for the Tobacco program to dedicate one full time Tobacco Director, this has had an impact on the management oversight of our other prevention services. With the WIC Program Manager not providing dietician duties, the position could be assigned management oversight of SUD prevention programs, as well as general Tobacco oversight.

In our fiscal office, we are requesting to delete 2 office tech positions and add one Administrative Analyst position. A higher level of staff is needed to devote time to track realignment trends and changes, increase efficiency in quarterly claiming and develop department wide budget tracking and monitoring tools.

Last fiscal year, California Department of Public Health working with the California Department of Social Services, began offering all counties funding for a Public Health Nurse (PHN) to work with children in foster care specifically taking psychotropic medications. Due to the lack of having a PHN on staff, we were unable to utilize this funding. A PHN was identified in our Behavioral Health nursing staff and her time has been redirected to provide the foster care nursing including the psychotropic medication follow-up tasks.

Services & Supplies

5265 (PROFESSIONAL & SPECIAL SERVICE) decreased by \$150: projected expenses after reviewing 17/18 expenses; **5291** (OFFICE, SPACE & SITE RENTAL) increased by \$1,153: projected expenses after reviewing 17/18 expenses; **5311** (GENERAL OPERATING EXPENSE) decreased by \$5,520: projected expenses after reviewing 17/18 expenses; **5331** (TRAVEL EXPENSE) decreased by \$2,052: projected expenses after reviewing 17/18 expenses; **5351** (UTILITIES) increased by \$296: projected expenses after reviewing 17/18 expenses.

Support & Care of Persons

(There are no changes in this object category from the previous fiscal year.)

Fixed Assets

(There are no changes in this object category from the previous fiscal year.)

FISCAL YEAR 2018-2019 REDUCTION IMPACTS TO BASE BUDGET

None

FISCAL YEAR 2018-2019 STATE/FEDERAL FUNDING SUMMARY

This is Federal funding passed to the County through the state with historically stable funding.

FISCAL YEAR 2018-2019 REGULATORY COMPLIANCE SUMMARY

Per Health & Safety Code, Section 124040, the County shall establish a community CHDP program, and may contract with public or private entities to provide services.

MAJOR POLICY CONSIDERATIONS BEING REQUESTED

The Department is requesting to add one full-time Dietician at Range 74 to provide dietician services to WIC, increased CHDP time for obesity prevention and increased services to ESAAA, including direct supervisory oversight to ESAAA programs. This will support the Department's succession planning, as the current WIC Manager, who is also a dietician, has indicated she will retire in the upcoming fiscal year. The Department would request to delete the WIC Program Manager (Range 74) and replace with a Prevention Manager (Range 74) upon her retirement and until that time, would have the position assume oversight of other prevention programs. With the State's requirement for the Tobacco program to dedicate one full time Tobacco Director, this has had an impact on the management oversight of our other prevention services. With the WIC Program Manager not providing dietician duties, the position could be assigned management oversight of SUD prevention programs, as well as general Tobacco oversight.

COUNTY OF INYO

BUD002A - BUDGET REQUESTS

RUNDATE: 06/30/2018 TODAY'S DATE: 08/09/2018

FOR FISCAL YEARS: 07/01/2016 - 06/30/19

	YTD ACTUALS 06/30/2017	BOARD APPROVED 06/30/2018	WORKING BUDGET 06/30/2018	YTD ACTUALS 06/30/2018	DEPT REQUESTED 06/30/2019	CAO RECOMM 06/30/2019	BOARD APPROVED 06/30/2019
BUDGET UNIT: 045102 CHILD HLTH AND DISABILITY PREV							
FUND: 0001 GENERAL FUND							
REVENUES:							
4498 - STATE GRANTS	\$46,780	\$111,518	\$111,518	\$56,633	\$114,916	\$114,916	\$0
AID FROM OTHER GOVT AGENCIES	\$46,780	\$111,518	\$111,518	\$56,633	\$114,916	\$114,916	\$0
TOTAL REVENUES:	\$46,780	\$111,518	\$111,518	\$56,633	\$114,916	\$114,916	\$0
EXPENSES:							
5001 - SALARIED EMPLOYEES	\$25,315	\$61,742	\$61,742	\$39,769	\$51,499	\$51,499	\$0
5012 - PART TIME EMPLOYEES	\$901	\$0	\$0	\$0	\$20,530	\$20,530	\$0
5021 - RETIREMENT & SOCIAL SECURITY	\$2,087	\$4,838	\$4,838	\$3,257	\$5,701	\$5,701	\$0
5022 - PERS RETIREMENT	\$6,389	\$7,204	\$7,204	\$4,794	\$5,494	\$5,494	\$0
5024 - RETIREMENT-UNFUNDED LIAB	\$0	\$5,035	\$5,035	\$5,035	\$6,260	\$6,260	\$0
5031 - MEDICAL INSURANCE	\$2,187	\$10,235	\$9,613	\$2,252	\$7,931	\$7,931	\$0
5032 - DISABILITY INSURANCE	\$222	\$618	\$618	\$345	\$740	\$740	\$0
5042 - SICK LEAVE BUY OUT	\$59	\$61	\$61	\$0	\$0	\$0	\$0
5043 - OTHER BENEFITS	\$1,324	\$1,440	\$2,062	\$2,159	\$1,685	\$1,685	\$0
SALARIES & BENEFITS	\$38,488	\$91,173	\$91,173	\$57,615	\$99,840	\$99,840	\$0
5232 - OFFICE & OTHER EQUIP < \$5,000	\$0	\$0	\$0	\$0	\$0	\$0	\$0
5265 - PROFESSIONAL & SPECIAL SERVICE	\$27	\$200	\$200	\$5	\$50	\$50	\$0
5291 - OFFICE, SPACE & SITE RENTAL	\$100	\$266	\$286	\$285	\$1,419	\$1,419	\$0
5311 - GENERAL OPERATING EXPENSE	\$184	\$14,536	\$14,366	\$216	\$9,016	\$9,016	\$0
5331 - TRAVEL EXPENSE	\$1,227	\$3,000	\$3,000	\$0	\$948	\$948	\$0
5351 - UTILITIES	\$393	\$554	\$689	\$698	\$850	\$850	\$0
SERVICES & SUPPLIES	\$1,934	\$18,556	\$18,541	\$1,207	\$12,283	\$12,283	\$0
5121 - INTERNAL CHARGES	\$373	\$1,000	\$1,000	\$121	\$500	\$500	\$0
5129 - INTERNAL COPY CHARGES (NON-IS)	\$33	\$26	\$41	\$88	\$552	\$552	\$0
5152 - WORKERS COMPENSATION	\$618	\$440	\$440	\$440	\$625	\$625	\$0
5155 - PUBLIC LIABILITY INSURANCE	\$481	\$323	\$323	\$323	\$530	\$530	\$0
5333 - MOTOR POOL	\$0	\$0	\$0	\$0	\$586	\$586	\$0
INTERNAL CHARGES	\$1,506	\$1,789	\$1,804	\$972	\$2,793	\$2,793	\$0
TOTAL EXPENSES:	\$41,929	\$111,518	\$111,518	\$59,795	\$114,916	\$114,916	\$0

COMMUNITY MENTAL HEALTH

045200

DEPARTMENTAL FUNCTIONS

Child and Family Mental Health Services include predominantly field-based outreach, assessment and coordinated treatment services to children with emotional disturbance and their families. This includes groups, rehabilitation, case management, therapeutic behavior services, family counseling, Parent Child Interactive Therapy (PCIT), crisis intervention and medication services.

Adult and Older Adult Mental Health Services include outreach, assessment, and integrated treatment services to adults and older adults with severe mental illness or co-occurring mental illness/substance abuse issues meeting the "medical necessity" criteria AND who are either Medi-Cal beneficiaries or indigents. This includes medication, psychotherapy, rehabilitation, groups, case management, residential, crisis intervention, and LPS (Welfare & Institutions Code 5150) services.

A Substance Abuse & Mental Health Services Administration (SAMHSA) Federal Mental Health Block Grant (MHBG) is used to partially fund the licensed 24-hour, 12-bed board and care facility, Progress House, for adults experiencing acute symptoms of mental illness and who are in need of long-term or respite care. Staff members at Progress House also provide first line contact for after-hours mental health calls.

The Mental Health Services Act (MHSA) is intended to expand county mental health programs to focus on un-served/underserved Inyo County residents with severe mental illness. Staff members use a wellness center recovery approach to mental illnesses to promote the successful integration of mental health consumers into the workplace & the community. Outreach & prevention strategies are also used to target isolated older adults.

MAJOR ACCOMPLISHMENTS IN FISCAL YEAR 2017-2018

- Provided outpatient services within our community to a total of 439 individuals: 247 adults and 95 older adults with 232 individuals receiving medication services. Implemented telemedicine services using a 4 hour block starting in December 2017. Completed implementation of the Cerner Kings View electronic health record and began to input outcome measures into the system. Consumers were provided 5,968 hours of billable mental health services, medication support or targeted case management and another 1,446 hours of indirect billable services. The decrease represents the number of vacancies and turnover experienced by the Division. There were a total of 22 hospitalizations for 17 unduplicated Inyo County beneficiaries. Six beneficiaries (8 hospitalizations) were under 18 years of age.
- While experiencing a 9 month vacancy in the Program Chief position, turnover in a social worker intern position and the full year vacancy of a rehabilitation specialist position, the Child and Family Program provided services to 97 youth and families and provided 72 assessments. Services provided included a foster family youth group, two social skills groups for boys and one for girls, outdoor activities in conjunction with prevention and probation, individual counseling in 7 different schools, a high risk prevention group at BUHS, screening and services for foster youth, multi-disciplinary care coordination, and crisis support in the schools.
- Fifty-two adult consumers received pill box assistance or injectable medication; 38 adults received intensive case management to remain in the community, thus reducing higher cost interventions; 12 adults received representative payee services to assist with money management, which supports stabilizing their housing and other basic need. An additional two persons are on LPS Conservatorship with one person slated to move to a lower level of care. At any time, 10 to 15 inmates (approximately 20-25 % of the population) received psychotropic medication and care coordination resulting in an average of 60 hours per month involved in direct service or coordinated care by Behavioral Health nurses or physician staff. The provision of these jail-based services helps reduce behavior management issues for Correction staff.

- Progress House staff logged a total of 247 after-hours crisis calls and resolved 114 (or ~46%) of these calls directly, reducing the need for higher cost staff to respond. After-hour crisis intervention averaged 40-50 hours per month with a high of 94 hours for the month on December, due in part to the challenge of access to psychiatric beds and transport. Progress House maintained an average population of 11 with 12 persons receiving respite care thus avoiding the need for hospitalization. Several of these individuals had experienced some contact with the Criminal Justice system and two persons found employment and moved out of Progress House with an additional four moving into the community. Progress House Manager, with the help of staff and consumers, accomplished many improvements to the interior of the facility resulting in favorable response from visitors from State agencies.
- MHSA funds resulted in participation in a three county Learning Collaborative to implement the Strengths Model, a highly successful evidence-based engagement and intervention. Funds also provided consumer-directed services at the wellness center sites for around 225 individuals, including 24 homeless persons. Wellness Center staff provided outreach to 50 Latino residents with an additional 15 receiving some level of counseling services, helping to meet an MHSA goal of providing access to an underserved population. A Behavioral Health RN provided screening and outreach to an additional 48 older adults throughout the County. This year 17 seniors were also served weekly through the Friendly Visitor program (reducing depression and isolation. Additionally, thirty-five community members attended Mental Health First Aid classes.

GOALS FOR FISCAL YEAR 2018-2019

- Complete training as part the regional Learning Collaborative to implement the Strengths Model within our Adult System and spread learning to different settings, partners and populations. Track effectiveness and outcomes related to the implementation of the model.
- As part of the larger HHS department, continue to identify strategies to address workforce capacity challenges.
- Provide training and support to expand services offered in early mental health to more effectively meet the needs of families with younger children, as well as families and youth identified as at risk of group home placement and/or in need of more intensive, home-based interventions and support.
- Increase continuum of crisis response to include crisis stabilization.
- Develop a structured approach to address quality improvement and management requirements.

DEPARTMENTAL BUDGET REQUEST FOR FISCAL YEAR 2018-2019

The Department's Fiscal Year 2018-2019 Requested Budget represents an overall increase of \$553,341 in expenditures, and an increase of \$553,341 in revenues, when compared to the Fiscal Year 2017-2018 Board Approved Budget. As a result, the Requested Net County Cost is increased by \$0.

Personnel Costs increased by \$111,959 compared to the Fiscal Year 2017-2018 Board Approved Budget, due to the request to delete two Rehabilitation Specialists and add one Social Worker IV or Psychotherapist position for the purpose of providing therapeutic level services to children, youth and parents in support of CCR. While the Rehabilitation Specialists, like the Health and Human Services Specialist IV's are able to provide case management services and are able to draw Medi-Cal billing for some of those hours, they are unable to provide the clinical level services, including assessment, treatment planning, and family therapy, both home-based and clinic-based, that meet the billable standards and provide the level of support required.

Revenues

4311 (RENTS) increased by \$40,150: projected revenue after reviewing 17/18 revenues; **4460** (REALIGNMENT - 2011) increased by \$3,971: projected revenue after reviewing 17/18 revenues; **4498** (STATE GRANTS) increased by \$407,720: projected revenue after reviewing 17/18 revenues; plan for monies that are set to revert if not spent within the next two fiscal years; and two one time projects; **4499** (STATE OTHER) increased by \$75,000: new grant on homeless planning; **4552** (FEDERAL OTHER) increased by \$21,000: increased funding for clients experiencing first episode psychosis; **4681** (LPS PRIVATE PAY) increased by \$6,000: projected revenue after reviewing 17/18 revenues; **4951** (DONATIONS) decreased by \$500: projected revenue after reviewing 17/18 revenues.

Personnel

The Department's Requested Budget represents a decrease in the number of fulltime equivalent (FTE) positions that are supported by this budget.

There is a 1.60 FTE decrease. See attached HHS Personnel Shift table.

Request the deletion of two Rehabilitation Specialists and add one Social Worker IV or Psychotherapist position for the purpose of providing therapeutic level services to children, youth and parents in support of CCR. While the Rehabilitation Specialists, like the Health and Human Services Specialist IV's are able to provide case management services and are able to draw Medi-Cal billing for some of those hours, they are unable to provide the clinical level services, including assessment, treatment planning, and family therapy, both home-based and clinic-based, that meet the billable standards and provide the level of support required.

In our fiscal office, we are requesting to delete 2 office tech positions and add one Administrative Analyst position. A higher level of staff is needed to devote time to track realignment trends and changes, increase efficiency in quarterly claiming and develop department wide budget tracking and monitoring tools.

Request to change one FTE Nurse position that recently became vacant to a Psychotherapist.

Services & Supplies

5122 (CELL PHONES) decreased by \$20: projected expenses after reviewing 17/18 expenses; **5157** (MEDICAL MALPRACTICE INSURANCE) increased by \$9,394: actual cost; **5260** (HEALTH - EMPLOYEE PHYSICALS) increased by \$45,000: Increase due to specific contract with a recruiter for the psychiatrist position; **5265** (PROFESSIONAL & SPECIAL SERVICE) increased by \$385,062: Increase for contracts to spend the new homeless grant and monies that are set to revert in the next two fiscal years; **5291** (OFFICE, SPACE & SITE RENTAL) increased by \$7,156: projected expenses after reviewing 17/18 expenses; **5311** (GENERAL OPERATING EXPENSE) increased by \$25,691: projected expenses after reviewing 17/18 expenses; **5331** (TRAVEL EXPENSE) increased by \$4,624: projected expenses after reviewing 17/18 expenses.

Support & Care of Persons

5508 (SUPPORT & CARE - 1099) decreased by \$6,000: projected expenses after reviewing 17/18 expenses.

Fixed Assets

(There are no changes in this object category from the previous fiscal year.)

FISCAL YEAR 2018-2019 REDUCTION IMPACTS TO BASE BUDGET

None

FISCAL YEAR 2018-2019 STATE/FEDERAL FUNDING SUMMARY

Funded in part with Mental Health Medi-Cal revenues, which are matched with Realignment at approximately \$.50 on the dollar and Mental Health Services Act (MHSA) funds which are categorized into allowable sub-categories.

1991 County Health Realignment funds remain intact, but continued monitoring will be necessary. Beginning in FY 17/18 Vehicle Licensing Fee (VLF) and Sales Tax growth is redirected from the health and mental health subaccounts to offset costs for IHSS. For VLF growth, 100% will be redirected for three years, 50% in the following two years and then no growth will be redirected in following years.

Potential of the reversion of innovation funding (approximately \$318,000) through MHSA of unspent funds, due to stringent requirements which include identifying a mental health strategy that has not been done before; completing a lengthy planning and development process, including holding public hearings and approval by your Board before it is reviewed by the State. A proposed plan for consideration by the state is being reviewed for possible submission that could reduce the amount considered for potential reversion.

Unknown potential impact from disallowances identified in the Office of Inspector General review of California's Medi-Cal billings. State is in process of working with CMS to mitigate, but final amount owed is unknown at this time. In addition, the State has not provided the methodology they intend to use to distribute the costs to counties.

FISCAL YEAR 2018-2019 REGULATORY COMPLIANCE SUMMARY

Welfare & Institutions Code Section 14685 requires counties to establish mental health services. Counties have the right of first refusal in becoming the Mental Health Managed Care Plan.

MAJOR POLICY CONSIDERATIONS BEING REQUESTED

Request the deletion of two Rehabilitation Specialists and add one Social Worker IV or Psychotherapist position for the purpose of providing therapeutic level services to children, youth and parents in support of CCR. While the Rehabilitation Specialists, like the Health and Human Services Specialist IV's are able to provide case management services and are able to draw Medi-Cal billing for some of those hours, they are unable to provide the clinical level services, including assessment, treatment planning, and family therapy, both home-based and clinic-based, that meet the billable standards and provide the level of support required. Request to change one FTE Nurse position that recently became vacant to a Psychotherapist.

COUNTY OF INYO

BUD002A - BUDGET REQUESTS

RUNDATE: 06/30/2018 TODAY'S DATE: 08/09/2018

FOR FISCAL YEARS: 07/01/2016 - 06/30/19

	YTD ACTUALS 06/30/2017	BOARD APPROVED 06/30/2018	WORKING BUDGET 06/30/2018	YTD ACTUALS 06/30/2018	DEPT REQUESTED 06/30/2019	CAO RECOMM 06/30/2019	BOARD APPROVED 06/30/2019
BUDGET UNIT: 045200 COMMUNITY MENTAL HEALTH							
FUND: 0001 GENERAL FUND							
REVENUES:							
4311 - RENTS	\$91,971	\$85,172	\$85,172	\$98,277	\$125,322	\$125,322	\$0
REV USE OF MONEY & PROPERTY	\$91,971	\$85,172	\$85,172	\$98,277	\$125,322	\$125,322	\$0
4411 - STATE MOTOR VEHICLE IN LIEU TX	\$100,101	\$100,101	\$100,102	\$100,101	\$100,101	\$100,101	\$0
4450 - MENTAL HEALTH REALIGNMENT	\$1,009,539	\$1,020,161	\$1,020,161	\$609,532	\$1,020,161	\$1,020,161	\$0
4460 - REALIGNMENT - 2011	\$588,000	\$500,195	\$500,195	\$375,146	\$504,166	\$504,166	\$0
4498 - STATE GRANTS	\$1,440,974	\$3,045,634	\$2,536,478	\$1,500,000	\$3,453,354	\$3,453,354	\$0
4499 - STATE OTHER	\$0	\$200,000	\$200,000	\$0	\$275,000	\$275,000	\$0
4552 - FEDERAL OTHER	\$154,287	\$216,986	\$216,986	\$247,777	\$237,986	\$237,986	\$0
AID FROM OTHER GOVT AGENCIES	\$3,292,902	\$5,083,077	\$4,573,922	\$2,832,557	\$5,590,768	\$5,590,768	\$0
4681 - LPS PRIVATE PAY	\$0	\$6,000	\$15,956	\$25,306	\$12,000	\$12,000	\$0
4720 - NON FEDERAL MEDICARE	\$11,054	\$10,000	\$10,000	\$7,635	\$10,000	\$10,000	\$0
4722 - FEDERAL MEDICARE MEDICAID	\$20,703	\$25,000	\$25,000	\$17,820	\$25,000	\$25,000	\$0
4742 - PATIENT PAYMENTS	\$125	\$3,000	\$3,000	\$511	\$3,000	\$3,000	\$0
4747 - INSURANCE PAYMENTS	\$1,204	\$1,500	\$5,110	\$1,446	\$1,500	\$1,500	\$0
4748 - MENTAL HEALTH MEDICAL	\$903,041	\$1,045,416	\$1,045,416	\$459,843	\$1,045,416	\$1,045,416	\$0
CHARGES FOR CURRENT SERVICES	\$936,128	\$1,090,916	\$1,104,482	\$512,562	\$1,096,916	\$1,096,916	\$0
4998 - OPERATING TRANSFERS IN	\$392,038	\$0	\$600,000	\$600,000	\$0	\$0	\$0
OTHER FINANCING SOURCES	\$392,038	\$0	\$600,000	\$600,000	\$0	\$0	\$0
4901 - PRIOR YEARS REVENUE	\$698	\$0	\$0	\$0	\$0	\$0	\$0
4951 - DONATIONS	\$128	\$500	\$500	\$0	\$0	\$0	\$0
4999 - PRIOR YEARS REIMBURSEMENTS	\$247	\$0	\$497	\$497	\$0	\$0	\$0
OTHER REVENUE	\$1,074	\$500	\$997	\$497	\$0	\$0	\$0
TOTAL REVENUES:	\$4,714,116	\$6,259,665	\$6,364,573	\$4,043,894	\$6,813,006	\$6,813,006	\$0
EXPENSES:							
5001 - SALARIED EMPLOYEES	\$2,022,688	\$2,552,118	\$2,552,118	\$2,049,407	\$2,505,989	\$2,505,989	\$0
5003 - OVERTIME	\$22,501	\$26,412	\$26,412	\$27,261	\$26,700	\$26,700	\$0
5004 - STANDBY TIME	\$22,588	\$42,250	\$42,250	\$38,190	\$42,250	\$42,250	\$0

COUNTY OF INYO

BUD002A - BUDGET REQUESTS

RUNDATE: 06/30/2018 TODAY'S DATE: 08/09/2018

FOR FISCAL YEARS: 07/01/2016 - 06/30/19

	YTD ACTUALS 06/30/2017	BOARD APPROVED 06/30/2018	WORKING BUDGET 06/30/2018	YTD ACTUALS 06/30/2018	DEPT REQUESTED 06/30/2019	CAO RECOMM 06/30/2019	BOARD APPROVED 06/30/2019
5005 - HOLIDAY OVERTIME	\$14,946	\$15,000	\$15,000	\$13,937	\$15,000	\$15,000	\$0
5012 - PART TIME EMPLOYEES	\$50,737	\$110,288	\$110,288	\$55,861	\$151,021	\$151,021	\$0
5021 - RETIREMENT & SOCIAL SECURITY	\$158,856	\$203,778	\$203,778	\$162,904	\$203,518	\$203,518	\$0
5022 - PERS RETIREMENT	\$496,883	\$358,793	\$358,793	\$280,745	\$338,436	\$338,436	\$0
5024 - RETIREMENT-UNFUNDED LIAB	\$0	\$420,052	\$420,052	\$420,052	\$522,285	\$522,285	\$0
5025 - RETIREE HEALTH BENEFITS	\$121,415	\$151,468	\$151,468	\$161,845	\$175,006	\$175,006	\$0
5031 - MEDICAL INSURANCE	\$353,373	\$488,050	\$479,067	\$425,217	\$521,851	\$521,851	\$0
5032 - DISABILITY INSURANCE	\$17,847	\$26,058	\$26,058	\$19,507	\$26,133	\$26,133	\$0
5034 - EDUCATION REIMBURSEMENT	\$0	\$350	\$350	\$0	\$350	\$350	\$0
5042 - SICK LEAVE BUY OUT	\$9,330	\$7,128	\$7,128	\$4,469	\$4,630	\$4,630	\$0
5043 - OTHER BENEFITS	\$45,516	\$30,096	\$39,079	\$47,482	\$10,831	\$10,831	\$0
5111 - CLOTHING	\$120	\$200	\$200	\$180	\$0	\$0	\$0
SALARIES & BENEFITS	\$3,336,805	\$4,432,041	\$4,432,041	\$3,707,063	\$4,544,000	\$4,544,000	\$0
5122 - CELL PHONES	\$1,573	\$1,980	\$1,980	\$1,608	\$1,960	\$1,960	\$0
5131 - FOOD & HOUSEHOLD SUPPLIES	\$41,275	\$37,000	\$40,772	\$39,692	\$37,000	\$37,000	\$0
5154 - UNEMPLOYMENT INSURANCE	\$7,674	\$10,000	\$10,448	\$7,836	\$10,000	\$10,000	\$0
5157 - MEDICAL MALPRACTICE INSURANCE	\$34,395	\$34,835	\$34,835	\$34,835	\$44,229	\$44,229	\$0
5232 - OFFICE & OTHER EQUIP < \$5,000	\$36,901	\$14,800	\$19,000	\$16,995	\$14,800	\$14,800	\$0
5260 - HEALTH - EMPLOYEE PHYSICALS	\$7,713	\$5,000	\$17,208	\$7,965	\$50,000	\$50,000	\$0
5263 - ADVERTISING	\$2,487	\$3,000	\$3,000	\$1,705	\$3,000	\$3,000	\$0
5265 - PROFESSIONAL & SPECIAL SERVICE	\$182,493	\$383,636	\$441,836	\$176,228	\$768,698	\$768,698	\$0
5291 - OFFICE, SPACE & SITE RENTAL	\$60,729	\$59,293	\$59,293	\$55,124	\$66,449	\$66,449	\$0
5311 - GENERAL OPERATING EXPENSE	\$57,783	\$39,300	\$55,180	\$50,480	\$64,991	\$64,991	\$0
5331 - TRAVEL EXPENSE	\$16,330	\$26,502	\$24,502	\$21,734	\$31,126	\$31,126	\$0
5337 - 5150 TRANSPORTS	\$7,541	\$10,000	\$6,800	\$0	\$10,000	\$10,000	\$0
5351 - UTILITIES	\$70,328	\$62,000	\$68,000	\$72,133	\$62,000	\$62,000	\$0
SERVICES & SUPPLIES	\$527,227	\$687,346	\$782,854	\$486,340	\$1,164,253	\$1,164,253	\$0
5121 - INTERNAL CHARGES	\$126,366	\$113,205	\$113,205	\$81,828	\$125,993	\$125,993	\$0
5123 - TECH REFRESH EXPENSE	\$21,276	\$36,059	\$36,059	\$36,059	\$28,147	\$28,147	\$0
5128 - INTERNAL SHREDDING CHARGES	\$862	\$900	\$900	\$900	\$900	\$900	\$0
5129 - INTERNAL COPY CHARGES (NON-IS)	\$5,135	\$4,520	\$4,520	\$6,341	\$6,500	\$6,500	\$0
5152 - WORKERS COMPENSATION	\$30,915	\$40,439	\$40,439	\$40,439	\$45,735	\$45,735	\$0
5155 - PUBLIC LIABILITY INSURANCE	\$23,677	\$27,899	\$27,899	\$27,899	\$27,266	\$27,266	\$0
5315 - COUNTY COST PLAN	\$439,229	\$540,657	\$540,657	\$540,657	\$591,331	\$591,331	\$0

COUNTY OF INYO

BUD002A - BUDGET REQUESTS

RUNDATE: 06/30/2018 TODAY'S DATE: 08/09/2018

FOR FISCAL YEARS: 07/01/2016 - 06/30/19

	YTD ACTUALS 06/30/2017	BOARD APPROVED 06/30/2018	WORKING BUDGET 06/30/2018	YTD ACTUALS 06/30/2018	DEPT REQUESTED 06/30/2019	CAO RECOMM 06/30/2019	BOARD APPROVED 06/30/2019
5333 - MOTOR POOL	\$59,724	\$39,594	\$48,644	\$48,627	\$38,912	\$38,912	\$0
INTERNAL CHARGES	\$707,186	\$803,273	\$812,323	\$782,751	\$864,784	\$864,784	\$0
5501 - SUPPORT & CARE OF PERSONS	\$98,440	\$90,000	\$92,000	\$91,183	\$90,000	\$90,000	\$0
5508 - SUPPORT & CARE - 1099	\$114,735	\$150,000	\$159,243	\$102,502	\$144,000	\$144,000	\$0
OTHER CHARGES	\$213,175	\$240,000	\$251,243	\$193,686	\$234,000	\$234,000	\$0
5801 - OPERATING TRANSFERS OUT	\$2,239	\$120,862	\$120,862	\$47,479	\$29,826	\$29,826	\$0
OTHER FINANCING USES	\$2,239	\$120,862	\$120,862	\$47,479	\$29,826	\$29,826	\$0
TOTAL EXPENSES:	\$4,786,634	\$6,283,522	\$6,399,323	\$5,217,320	\$6,836,863	\$6,836,863	\$0
BUDGET UNIT: 045200 COMMUNITY MENTAL HEALTH	(\$72,518)	(\$23,857)	(\$34,750)	(\$1,173,426)	(\$23,857)	(\$23,857)	\$0

DRINKING DRIVER PROGRAM

045312

DEPARTMENTAL FUNCTIONS

These fee-based programs provide statewide, standardized educational and counseling services to Court-referred residents convicted of drinking and driving, as a condition of having their drivers' licenses returned to them. The First Offender Program has two levels, depending on blood alcohol content. It provides services over a three-month period at a cost of \$793 to persons convicted of their first drinking and driving offense with a blood alcohol content (BAC) of less than .08. For first offenders with a BAC between .08 and .15, the program is nine months in length at a cost of \$1,337. For repeat offenders, the Multiple Offender Program provides services over an eighteen-month period, for a cost of \$2,140. Wet and Reckless convicted individuals participate in thirteen hours of class time, at a cost of \$436. These state-licensed programs are intended to be fully funded by client fees.

MAJOR ACCOMPLISHMENTS IN FISCAL YEAR 2017-2018

- The Drinking Driver Program current caseload is 108 (up 37%) which include all programs: Multiple Offender, First Offender and Wet and Reckless. From July 2017 to March 2018 there have been 94 successful completions from the Drinking Driver Program.
- HHS Fiscal, Social Service staff, and DDP program staff continue to review current practices to implement a billing and collection process that ensures the department's ability to fully recover fees and ensure participants are fully responsible for the cost of their services.

GOALS FOR FISCAL YEAR 2018-2019

- Continued compliance with State program requirements, stay abreast of any changes in regulations and ensure a cost neutral program.
- Continue to employ current addiction treatment and education strategies for use in groups and share effective treatment strategies across addiction services programs to enhance offerings.
- Utilize ongoing satisfaction questionnaires in order to provide feedback to group facilitators.

DEPARTMENTAL BUDGET REQUEST FOR FISCAL YEAR 2018-2019

The Department's Fiscal Year 2018-2019 Requested Budget represents an overall increase of \$10,867 in expenditures, and an increase of \$10,867 in revenues, when compared to the Fiscal Year 2017-2018 Board Approved Budget. As a result, the Requested Net County Cost is increased by \$0.

Personnel Costs increased by \$4,885 compared to the Fiscal Year 2017-2018 Board Approved Budget, due to increase in FTE and projected employee salary and benefit increases.

Revenues

4743 (D.U.I. TRUST) increased by \$10,867: projected revenue due to increased case load after reviewing 17/18 revenues.

Personnel

The Department's Requested Budget represents an increase in the number of fulltime equivalent (FTE) positions that are supported by this budget.

There is a .05 FTE increase. See attached HHS Personnel Shift table.

This is a slight increase to one of the front office clerks so that all clerks are budgeted the same and can cover when there are vacancies or absences. We requested permission from the Board of Supervisors in June to recruit for a licensed supervisor to oversee the DDP and Substance Use Disorder programs. This resulted in an increase in personnel costs.

Services & Supplies

5291 (OFFICE, SPACE & SITE RENTAL) decreased by \$293: projected expenses after reviewing 17/18 expenses.

Support & Care of Persons

(There are no changes in this object category from the previous fiscal year.)

Fixed Assets

(There are no changes in this object category from the previous fiscal year.)

FISCAL YEAR 2018-2019 REDUCTION IMPACTS TO BASE BUDGET

None

FISCAL YEAR 2018-2019 STATE/FEDERAL FUNDING SUMMARY

Not Applicable

FISCAL YEAR 2018-2019 REGULATORY COMPLIANCE SUMMARY

While not specifically mandated, each county shall determine its ability to establish, through public/private resources, a DUI program. (Health and Safety Code Section 11836 et al)

MAJOR POLICY CONSIDERATIONS BEING REQUESTED

None

COUNTY OF INYO

BUD002A - BUDGET REQUESTS

RUNDATE: 06/30/2018 TODAY'S DATE: 08/09/2018

FOR FISCAL YEARS: 07/01/2016 - 06/30/19

	YTD ACTUALS 06/30/2017	BOARD APPROVED 06/30/2018	WORKING BUDGET 06/30/2018	YTD ACTUALS 06/30/2018	DEPT REQUESTED 06/30/2019	CAO RECOMM 06/30/2019	BOARD APPROVED 06/30/2019
BUDGET UNIT: 045312 DRINKING DRIVER PROGRAM							
FUND: 0023 SUBSTANCE USE DISORDERS							
REVENUES:							
4460 - REALIGNMENT - 2011	\$0	\$20,000	\$20,000	\$0	\$20,000	\$20,000	\$0
AID FROM OTHER GOVT AGENCIES	\$0	\$20,000	\$20,000	\$0	\$20,000	\$20,000	\$0
4743 - D.U.I. TRUST	\$89,787	\$112,958	\$112,958	\$83,500	\$123,825	\$123,825	\$0
CHARGES FOR CURRENT SERVICES	\$89,787	\$112,958	\$112,958	\$83,500	\$123,825	\$123,825	\$0
4998 - OPERATING TRANSFERS IN	\$14,481	\$0	\$0	\$0	\$0	\$0	\$0
OTHER FINANCING SOURCES	\$14,481	\$0	\$0	\$0	\$0	\$0	\$0
TOTAL REVENUES:	\$104,269	\$132,958	\$132,958	\$83,500	\$143,825	\$143,825	\$0
EXPENSES:							
5001 - SALARIED EMPLOYEES	\$42,686	\$45,647	\$45,647	\$30,083	\$46,458	\$46,458	\$0
5003 - OVERTIME	\$177	\$0	\$0	\$46	\$0	\$0	\$0
5004 - STANDBY TIME	\$22	\$0	\$0	\$0	\$0	\$0	\$0
5005 - HOLIDAY OVERTIME	\$50	\$0	\$0	\$0	\$0	\$0	\$0
5012 - PART TIME EMPLOYEES	\$24,804	\$26,046	\$26,046	\$25,331	\$27,177	\$27,177	\$0
5021 - RETIREMENT & SOCIAL SECURITY	\$4,969	\$5,530	\$5,530	\$3,859	\$5,725	\$5,725	\$0
5022 - PERS RETIREMENT	\$9,859	\$5,695	\$5,695	\$3,402	\$4,697	\$4,697	\$0
5024 - RETIREMENT-UNFUNDED LIAB	\$0	\$10,071	\$10,071	\$10,071	\$12,522	\$12,522	\$0
5031 - MEDICAL INSURANCE	\$10,254	\$15,703	\$15,603	\$12,423	\$17,206	\$17,206	\$0
5032 - DISABILITY INSURANCE	\$554	\$718	\$718	\$481	\$744	\$744	\$0
5042 - SICK LEAVE BUY OUT	\$110	\$115	\$115	\$0	\$0	\$0	\$0
5043 - OTHER BENEFITS	\$2,383	\$480	\$580	\$515	\$361	\$361	\$0
SALARIES & BENEFITS	\$95,874	\$110,005	\$110,005	\$86,216	\$114,890	\$114,890	\$0
5265 - PROFESSIONAL & SPECIAL SERVICE	\$19	\$25	\$25	\$9	\$25	\$25	\$0
5291 - OFFICE, SPACE & SITE RENTAL	\$2,236	\$2,659	\$2,659	\$2,046	\$2,366	\$2,366	\$0
5311 - GENERAL OPERATING EXPENSE	\$1,524	\$1,600	\$1,600	\$831	\$1,600	\$1,600	\$0
5351 - UTILITIES	\$1,325	\$2,000	\$2,000	\$1,333	\$2,000	\$2,000	\$0
SERVICES & SUPPLIES	\$5,104	\$6,284	\$6,284	\$4,220	\$5,991	\$5,991	\$0
5121 - INTERNAL CHARGES	\$1,462	\$1,200	\$1,200	\$789	\$1,000	\$1,000	\$0

COUNTY OF INYO

BUD002A - BUDGET REQUESTS

RUNDATE: 06/30/2018 TODAY'S DATE: 08/09/2018

FOR FISCAL YEARS: 07/01/2016 - 06/30/19

	YTD ACTUALS 06/30/2017	BOARD APPROVED 06/30/2018	WORKING BUDGET 06/30/2018	YTD ACTUALS 06/30/2018	DEPT REQUESTED 06/30/2019	CAO RECOMM 06/30/2019	BOARD APPROVED 06/30/2019
5129 - INTERNAL COPY CHARGES (NON-IS)	\$201	\$173	\$173	\$168	\$195	\$195	\$0
5152 - WORKERS COMPENSATION	\$2,277	\$3,771	\$3,771	\$3,771	\$2,978	\$2,978	\$0
5155 - PUBLIC LIABILITY INSURANCE	\$519	\$890	\$890	\$890	\$694	\$694	\$0
5315 - COUNTY COST PLAN	(\$15,346)	\$10,635	\$10,635	\$10,635	\$18,077	\$18,077	\$0
INTERNAL CHARGES	(\$10,884)	\$16,669	\$16,669	\$16,254	\$22,944	\$22,944	\$0
TOTAL EXPENSES:	\$90,094	\$132,958	\$132,958	\$106,691	\$143,825	\$143,825	\$0
BUDGET UNIT: 045312 DRINKING DRIVER PROGRAM	\$14,174	\$0	\$0	(\$23,190)	\$0	\$0	\$0

ESAAA 683000

DEPARTMENTAL FUNCTIONS

Inyo County was designated by the California Department of Aging (CDA), as the official Area Agency on Aging (AAA) for Inyo and Mono Counties effective July 1, 2012, replacing the former governance structure under the Inyo Mono Area Agency on Aging (IMAAA). The ESAAA program serves as the administrator and program provider for the Planning and Service Area (PSA) 16, which includes Inyo and Mono Counties. ESAAA is funded with federal and state funds, and required County matches, for planning and provision of services to senior citizens aged 60+ in the PSA 16. Some services are delivered via subcontracts, including Senior Legal Services and Mono County-based services. The approved Four-Year Plan includes the provision of congregate and home-delivered meals, information and assistance, telephone reassurance, transportation including assisted transportation, family caregiver support, Ombudsman services and the operation of six senior centers, one in Mono County and five in Inyo County.

MAJOR ACCOMPLISHMENTS IN FISCAL YEAR 2017-2018

- In the first three (3) quarters of FY 2017-2018, addressed the nutritional and socialization needs of 613 seniors in the PSA, with the provision of congregate and home delivered meals, an increase of 8% from the prior year. This included 16,688 congregate meals (84% in Inyo County) and 27,391 home delivered meals (67% in Inyo County). This reflects a continued shift in utilization, with Mono County increasing their utilization of home-delivered meals. Additionally, the increase in number of congregate meals and decrease in number of home delivered meals is due, in part, to better assessments of eligibility for home-delivered services, which supports the use of the congregate meal sites, helping to reduce isolation and promoting socialization of seniors. Meals remained nutritionally balanced and approved by our registered dietician, who also provided nutritional education quarterly through a newsletter coordinated with wellness information from Behavioral Health and Prevention staff, to all seniors served and educational forums, as well as individual nutrition counseling as needed. Note: The Elder Nutrition Program in Inyo County is partially funded by the Inyo County Growing Older Living with Dignity program.
- Continued to contain program costs by blending staffing positions with other HHS program funding, as well as by ensuring that the safety and well-being of seniors was addressed through alternative resources.
- Enhanced the safety network for homebound, isolated seniors by providing Telephone Reassurance to 8 isolated seniors who received 113 reassurance calls during the first three (3) quarters of FY 2017-2018. Additionally, seniors received Friendly Visitor service, which is offered through the IC GOLD program
- Ensured the safety and well-being of residents in Long Term Care facilities through the Ombudsman program through resolution of complaints and investigation of allegations of abuse and neglect occurring in long term care facilities. Sixty-four (64) complaints were resolved during the first three quarters of FY 2017-2018. In response to concerns from many family members, the Long Term Care Ombudsman program facilitated the development and organization of a Family Council at Bishop Care Center, allowing family members to influence the quality of care for their loved ones, enhance communications with the facility staff and offer peer support for each other.
- Provided supportive services to seniors and their caregivers, including, in the first three (3) quarters of FY 2017-2018, thirty (30) (eighteen [18] in Inyo County) residents receiving transportation assistance to critical services, including out of area medical access with three hundred and sixteen (316) one way trips; from the contracted provider, as well as legal education to seniors through community presentations, coordinated by the contracted provided; and, five (5) caregivers receiving one hundred and twenty-one (121) hours of respite

homemaker/personal care service to ensure their continued ability to provide care, and reducing the risk of higher level placement of the seniors served.

GOALS FOR FISCAL YEAR 2018-2019

- Ensure the well-being of seniors served through ESAAA, by coordinating with other HHS programs and community partners, ensuring the broadest safety net possible. Implement the new Wellness Initiative Senior Education (WISE) services as an evidence-based disease prevention program.
- Continue to evaluate and assess options to reduce costs while maintaining the highest level of services to seniors, including, but not limited to recruiting, training and supporting at least one volunteer in the Ombudsman program.
- Continue to implement and manage data within the California Aging Reporting System (CARS) data management system, which is required by the California Department of Aging in a manner that allows us to be able to gather and compile data for reporting purposes for policy makers, the community and the State, to ensure decision-making is based on most accurate information available.
- Evaluate management, supervision, monitoring and service provision procedures for contracted services (Mono County and CA Indian Legal Services) and conduct monitoring visits and technical assistance in accordance with Title XXII, as well as the provisions of the Older Americans Act.
- Conduct an assessment for service redesign needs to determine if there are more effective and efficient ways to provide meals through blended kitchen services within the County.

DEPARTMENTAL BUDGET REQUEST FOR FISCAL YEAR 2018-2019

The Department's Fiscal Year 2018-2019 Requested Budget represents an overall decrease of \$7,839 in expenditures, and a decrease of \$63,339 in revenues, when compared to the Fiscal Year 2017-2018 Board Approved Budget. As a result, the Requested Net County Cost is increased by \$55,500.

Personnel Costs increased by \$96,927 compared to the Fiscal Year 2017-2018 Board Approved Budget, due to increase in FTE and projected employee salary and benefit increases.

Revenues

4061 (LOCAL TRANSPORTATION TAX) increased by \$2,049: Allocation received from the Local Transportation Commission; **4320** (TECOPA COMMUNITY CENTER) increased by \$200: projected revenue after reviewing 17/18 revenues; **4316** (STATHAM HALL RENT) decreased by \$850: projected revenue after reviewing 17/18 revenues; **4318** (INDEPENDENCE LEGION HALL RENT) decreased by \$50: projected revenue after reviewing 17/18 revenues; **4499** (STATE OTHER) increased by \$48,554: Allocation received from California Department of Aging. We are projecting to get One Time funding in the Fall and will recognize those at Mid Year; **4552** (FEDERAL OTHER) decreased by \$3,502: Allocation received from California Department of Aging. We are projecting to get One Time funding in the Fall and will recognize those at Mid Year; **4998** (OPERATING TRANSFERS IN) decreased by \$109,740: Requesting \$55,500 but this is determined by the County Budget team.

Personnel

The Department's Requested Budget represents an increase in the number of fulltime equivalent (FTE) positions that are supported by this budget.

There is a 1.04 FTE increase. See attached HHS Personnel Shift table.

Due to an increase in allocations received from CDA, we were able to shift some employees from the IC GOLD program back into ESAAA. We are requesting to reduce a full time cook to a part time cook upon the upcoming vacancy resulting from a retirement.

Services & Supplies

5131 (FOOD & HOUSEHOLD SUPPLIES) increased by \$66,555: Due to an increase in allocations received from CDA, we were able to shift food costs from the I.C. GOLD program back into ESAAA; **5260** (HEALTH - EMPLOYEE PHYSICALS) increased by \$300: projected expenses after reviewing 17/18 expenses; **5263** (ADVERTISING) decreased by \$700: projected expenses after reviewing 17/18 expenses; **5265** (PROFESSIONAL & SPECIAL SERVICE) decreased by \$2,558: projected expenses after reviewing 17/18 expenses; **5291** (OFFICE, SPACE & SITE RENTAL) decreased by \$848: projected expenses after reviewing 17/18 expenses; **5311** (GENERAL OPERATING EXPENSE) decreased by \$883: projected expenses after reviewing 17/18 expenses; **5331** (TRAVEL EXPENSE) increased by \$864: projected expenses after reviewing 17/18 expenses.

Support & Care of Persons

(There are no changes in this object category from the previous fiscal year.)

Fixed Assets

(There are no changes in this object category from the previous fiscal year.)

FISCAL YEAR 2018-2019 REDUCTION IMPACTS TO BASE BUDGET

While prior years have seen continued reduction in federal and state funds, this next year we have received a slight increase in State funding.

FISCAL YEAR 2018-2019 STATE/FEDERAL FUNDING SUMMARY

State and Federal Funding.

FISCAL YEAR 2018-2019 REGULATORY COMPLIANCE SUMMARY

ESAAA is not a mandated County program, but to receive funding for senior programs, there must be a designated administrative entity. Currently the County of Inyo is the designated administrative entity for the Planning Service Area (PSA) 16, which consists of Inyo and Mono counties.

MAJOR POLICY CONSIDERATIONS BEING REQUESTED

1) The Department will be analyzing the shift in utilization trends in home-delivered meals, as it appears that the increasing change in utilization may be a result, in part, of Inyo County's implementation of a waiting list, which limits the number of persons accessing home delivered meals while Mono County has not implemented a

similar model. The Department will be identifying options for consideration as it relates to the funding allocation methodology that includes use of waiting list information or other equitable model.

2) The Department is requesting to add one part-time Dietician at Range 74 to provide dietician services to WIC, increased CHDP time for obesity prevention and increased services to ESAAA, including direct supervisory oversight to ESAAA programs. This will support the Department's succession planning, as the current WIC Manager, who is also a dietician, has indicated she will retire in the upcoming fiscal year. The Department would request to delete the WIC Program Manager (Range 74) and replace with a Prevention Manager (Range 74) upon her retirement and until that time, would have the position assume oversight of other prevention programs. With the State's requirement for the Tobacco program to dedicate one full time Tobacco Director, this has had an impact on the management oversight of our other prevention services. With the WIC Program Manager not providing dietician duties, the position could be assigned management oversight of SUD prevention programs, as well as general Tobacco oversight.

COUNTY OF INYO

BUD002A - BUDGET REQUESTS

RUNDATE: 06/30/2018 TODAY'S DATE: 08/09/2018

FOR FISCAL YEARS: 07/01/2016 - 06/30/19

	YTD ACTUALS 06/30/2017	BOARD APPROVED 06/30/2018	WORKING BUDGET 06/30/2018	YTD ACTUALS 06/30/2018	DEPT REQUESTED 06/30/2019	CAO RECOMM 06/30/2019	BOARD APPROVED 06/30/2019
BUDGET UNIT: 683000 ESAAA							
FUND: 6830 ESAAA							
REVENUES:							
4061 - LOCAL TRANSPORTATION TAX	\$39,399	\$39,150	\$39,150	\$35,887	\$41,199	\$41,199	\$0
TAXES - SALES	\$39,399	\$39,150	\$39,150	\$35,887	\$41,199	\$41,199	\$0
4320 - TECOPA COMMUNITY CENTER	\$35	\$0	\$260	\$845	\$200	\$200	\$0
RENTS & LEASES	\$35	\$0	\$260	\$845	\$200	\$200	\$0
4316 - STATHAM HALL RENT	\$756	\$1,350	\$1,090	\$650	\$500	\$500	\$0
4317 - BIG PINE LEGION HALL RENT	\$447	\$600	\$600	\$736	\$600	\$600	\$0
4318 - INDEPENDENCE LEGION HALL RENT	\$0	\$100	\$100	\$162	\$50	\$50	\$0
REV USE OF MONEY & PROPERTY	\$340	\$2,050	\$1,790	\$834	\$1,150	\$1,150	\$0
4499 - STATE OTHER	\$272,784	\$241,003	\$241,003	\$237,560	\$289,557	\$289,557	\$0
4552 - FEDERAL OTHER	\$457,580	\$481,957	\$481,957	\$472,266	\$478,455	\$478,455	\$0
AID FROM OTHER GOVT AGENCIES	\$730,364	\$722,960	\$722,960	\$709,826	\$768,012	\$768,012	\$0
4825 - OTHER CURRENT CHARGES	\$27,962	\$40,000	\$40,000	\$31,123	\$40,000	\$40,000	\$0
CHARGES FOR CURRENT SERVICES	\$27,962	\$40,000	\$40,000	\$31,123	\$40,000	\$40,000	\$0
4998 - OPERATING TRANSFERS IN	\$109,008	\$109,740	\$109,740	\$109,740	\$0	\$55,500	\$0
OTHER FINANCING SOURCES	\$109,008	\$109,740	\$109,740	\$109,740	\$0	\$55,500	\$0
4911 - SALES OF FIXED ASSETS	\$4,873	\$0	\$0	\$0	\$0	\$0	\$0
4951 - DONATIONS	\$5,000	\$5,000	\$5,000	\$5,000	\$5,000	\$5,000	\$0
OTHER REVENUE	\$9,873	\$5,000	\$5,000	\$5,000	\$5,000	\$5,000	\$0
TOTAL REVENUES:	\$916,983	\$918,900	\$918,900	\$893,256	\$855,561	\$911,061	\$0
EXPENSES:							
5001 - SALARIED EMPLOYEES	\$193,084	\$202,519	\$202,519	\$190,568	\$236,996	\$236,996	\$0
5003 - OVERTIME	\$195	\$1,000	\$1,000	\$166	\$1,000	\$1,000	\$0
5012 - PART TIME EMPLOYEES	\$65,996	\$95,362	\$95,362	\$69,137	\$122,253	\$122,253	\$0
5021 - RETIREMENT & SOCIAL SECURITY	\$19,814	\$23,547	\$23,547	\$20,045	\$28,357	\$28,357	\$0
5022 - PERS RETIREMENT	\$41,691	\$24,172	\$24,172	\$22,984	\$27,160	\$27,160	\$0
5024 - RETIREMENT-UNFUNDED LIAB	\$0	\$28,290	\$28,290	\$28,290	\$35,175	\$35,175	\$0

COUNTY OF INYO

BUD002A - BUDGET REQUESTS

RUNDATE: 06/30/2018 TODAY'S DATE: 08/09/2018

FOR FISCAL YEARS: 07/01/2016 - 06/30/19

	YTD ACTUALS 06/30/2017	BOARD APPROVED 06/30/2018	WORKING BUDGET 06/30/2018	YTD ACTUALS 06/30/2018	DEPT REQUESTED 06/30/2019	CAO RECOMM 06/30/2019	BOARD APPROVED 06/30/2019
5025 - RETIREE HEALTH BENEFITS	\$31,513	\$33,762	\$33,762	\$25,534	\$30,202	\$30,202	\$0
5031 - MEDICAL INSURANCE	\$34,737	\$38,850	\$38,850	\$36,147	\$64,732	\$64,732	\$0
5032 - DISABILITY INSURANCE	\$2,155	\$2,981	\$2,981	\$2,285	\$3,673	\$3,673	\$0
5042 - SICK LEAVE BUY OUT	\$974	\$925	\$925	\$394	\$1,457	\$1,457	\$0
5043 - OTHER BENEFITS	\$10,608	\$9,000	\$9,000	\$10,611	\$6,330	\$6,330	\$0
SALARIES & BENEFITS	\$400,773	\$460,408	\$460,408	\$406,165	\$557,335	\$557,335	\$0
5122 - CELL PHONES	\$412	\$420	\$420	\$375	\$420	\$420	\$0
5131 - FOOD & HOUSEHOLD SUPPLIES	\$142,744	\$64,867	\$60,480	\$57,133	\$131,422	\$131,422	\$0
5154 - UNEMPLOYMENT INSURANCE	\$0	\$100	\$100	\$0	\$100	\$100	\$0
5232 - OFFICE & OTHER EQUIP < \$5,000	\$0	\$250	\$250	\$0	\$250	\$250	\$0
5260 - HEALTH - EMPLOYEE PHYSICALS	\$664	\$400	\$700	\$560	\$700	\$700	\$0
5263 - ADVERTISING	\$2,128	\$2,000	\$2,000	\$1,916	\$1,300	\$1,300	\$0
5265 - PROFESSIONAL & SPECIAL SERVICE	\$33,529	\$35,558	\$37,083	\$34,234	\$33,000	\$33,000	\$0
5291 - OFFICE, SPACE & SITE RENTAL	\$6,996	\$2,463	\$6,394	\$4,574	\$1,615	\$1,615	\$0
5311 - GENERAL OPERATING EXPENSE	\$20,196	\$19,200	\$11,921	\$9,933	\$18,317	\$18,317	\$0
5331 - TRAVEL EXPENSE	\$3,504	\$3,140	\$3,140	\$1,902	\$4,004	\$4,004	\$0
5351 - UTILITIES	\$32,253	\$24,165	\$25,665	\$32,376	\$24,165	\$24,165	\$0
5499 - PRIOR YEAR REFUNDS	\$1,836	\$0	\$0	\$0	\$0	\$0	\$0
SERVICES & SUPPLIES	\$244,267	\$152,563	\$148,153	\$143,007	\$215,293	\$215,293	\$0
5121 - INTERNAL CHARGES	\$13,275	\$9,295	\$9,295	\$5,203	\$9,295	\$9,295	\$0
5124 - EXTERNAL CHARGES	\$289	\$0	\$0	\$0	\$0	\$0	\$0
5128 - INTERNAL SHREDDING CHARGES	\$287	\$300	\$300	\$300	\$300	\$300	\$0
5129 - INTERNAL COPY CHARGES (NON-IS)	\$3,227	\$2,490	\$2,490	\$2,153	\$2,500	\$2,500	\$0
5152 - WORKERS COMPENSATION	\$22,218	\$11,415	\$11,415	\$11,415	\$9,198	\$9,198	\$0
5155 - PUBLIC LIABILITY INSURANCE	\$5,534	\$5,032	\$5,032	\$5,032	\$4,806	\$4,806	\$0
5315 - COUNTY COST PLAN	\$184,618	\$174,161	\$174,161	\$174,161	\$1,132	\$1,132	\$0
5333 - MOTOR POOL	\$20,096	\$14,882	\$20,269	\$20,224	\$15,882	\$15,882	\$0
INTERNAL CHARGES	\$249,546	\$217,575	\$222,962	\$218,490	\$43,113	\$43,113	\$0
5539 - OTHER AGENCY CONTRIBUTIONS	\$101,457	\$88,148	\$88,696	\$81,299	\$95,207	\$95,207	\$0
OTHER CHARGES	\$101,457	\$88,148	\$88,696	\$81,299	\$95,207	\$95,207	\$0
5801 - OPERATING TRANSFERS OUT	\$0	\$206	\$206	\$206	\$113	\$113	\$0
OTHER FINANCING USES	\$0	\$206	\$206	\$206	\$113	\$113	\$0

COUNTY OF INYO

BUD002A - BUDGET REQUESTS

RUNDATE: 06/30/2018 TODAY'S DATE: 08/09/2018

FOR FISCAL YEARS: 07/01/2016 - 06/30/19

	YTD ACTUALS 06/30/2017	BOARD APPROVED 06/30/2018	WORKING BUDGET 06/30/2018	YTD ACTUALS 06/30/2018	DEPT REQUESTED 06/30/2019	CAO RECOMM 06/30/2019	BOARD APPROVED 06/30/2019
TOTAL EXPENSES:	\$996,043	\$918,900	\$920,425	\$849,169	\$911,061	\$911,061	\$0
BUDGET UNIT: 683000 ESAAA	(\$79,060)	\$0	(\$1,525)	\$44,087	(\$55,500)	\$0	\$0

FIRST FIVE COMMISSION

643000

DEPARTMENTAL FUNCTIONS

The Children and Families Commission (First 5 Inyo County) is funded by a 50 cents tobacco tax authorized through the passage of Proposition 10 in November 1998, to promote early health and development for children ages 0 through 5, and their families. Every county is required to have a First 5 Commission (with membership categories spelled out in the statute), whose responsibility is to oversee the use of funds consistent with the statute.

MAJOR ACCOMPLISHMENTS IN FISCAL YEAR 2017-2018

- **FAMILY STRENGTHENING** - In the community, hosted 3 eight-week parenting courses with 13 parents successfully graduating; hosted monthly Baby University and Pre-K University seminars with 15 parents attending; In the Jail, taught 2 eight-week parenting courses with 11 parents successfully graduating, as well as an Inside Out Dad 12 week curriculum for incarcerated fathers with 6 parents graduating; facilitated 7 incarcerated parents who completed parenting reading a recordable book to send to their child for the holiday season; and served 7 families with 12 children between the ages of 0-5 in the FIRST (Families Intensive Response Strengthening Team) program.
- **CHILD DEVELOPMENT** - 90% of a child's brain development happens before age 5. The earlier a developmental delay is identified, the greater chance a child has to reach his or her potential. First 5 Inyo partners with preschools and in-home day care providers to ensure timely screenings and early interventions. Since August, 267 children were screened for developmental delays and social emotional development using the Ages & Stages Questionnaire. 36 children were identified for referral. First 5 Inyo staff worked with schools and families to support each child, confirming appropriate referrals and services are being received. For children and families needing additional support, First 5 Inyo started offering a six week developmental play home visiting program called Building Blocks. Three families are currently participating in the developmental play program.
- **CHILD HEALTH & WELLNESS** - Northern Inyo Hospital (NIH) is in its third year of funding from First 5 Inyo to support the Newborn Evaluation Support and Teachin (NEST) program. In the last year, the program saw increased participation in Childbirth Classes, Pre-Admission visits, and Mom Support group. Most exciting, the NEST program is close to achieving accreditation for NIH as a Baby Friendly Hospital, anticipated in June 2018. Of the 103 live births at NIH between July and December 2017, 61 attended a Pre-Admission appointment, 95 attended a Post-Delivery Inpatient Visit, 90 moms with newborns attended a Post-Discharge Appointment, and all 103 patients received the First 5 New Parent Kit, which includes the Halo Safe Sleeper and the Period of Purple Crying Program. 97% of patients found the First 5 New Parent kit helpful, 94% reported the Purple Crying Program to be helpful, and 64% used the Halo Sleep Sacks. Lastly, 81% of new moms were breastfeeding exclusively at discharge. Through regular support and follow-up, 56% of moms were still breastfeeding exclusively at 6 months.
- **SYSTEMS IMPROVEMENT** - First 5 Inyo is a voice for the counties' youngest kids, working with partners to strengthen systems of care so children and families have access to the community-based supports they need. First 5 Inyo convenes two county coalitions, the Inyo Triple P Network and the Inyo County Car Seat Coalition. First 5 Inyo participates in the following collaboratives: Team Inyo for Healthy Kids, Bishop Collaborators hosted by Bishop Paiute Tribe ROSS program, the Resiliency Taskforce, the Interagency Collaborative Council hosted by ICSOS SELPA, and the Quality Counts QRIS Region 6 IMPACT Hub. The Quality Counts Hub is a regional collaborative made up of agencies and staff across Inyo, Mono and Alpine counties, committed to support and improve quality child care and early education. As part of these efforts strengthened the Triple P network with 9 additional practitioners accredited during the year.

- INTERNAL GOALS & CHANGES - Fiscal Year 2017-2018 saw an immense amount of transition in staff for First 5 Inyo. The First 5 Director of ten years, Jody Veenker, transitioned to another position in Health & Human Services, and a new First 5 Director, Serena Johnson, began in August 2017. Additionally, a new Prevention Specialist, Barbara Keller, was added to the team in July 2017. With two of three First 5 staff being new, a significant focus of the year was on training and skill development. Due to the diligent work by previous staff in cross-training, services were minimally affected, and new staff quickly got on board.

GOALS FOR FISCAL YEAR 2018-2019

- Continue to support parent education through continuous parenting workshops and classes in the community and jail settings. Activities include completing remaining trainings needed for First 5 Inyo staff in Triple P 0-12 and Seminar modules.
- Sustain the energy and important work the Triple P Network is making happen to strengthen families across the county. Efforts to sustain the Network will include facilitating quarterly peer support meetings, assisting with funds to support ongoing accreditation and training needs, and implementing a countywide evaluation report to show the coordinated impact of the Network on Inyo families and children.
- Develop a formal process of referrals and case management for the Ages and Stages developmental screenings, including developing a system of support with partner agencies, utilizing new technology to connect children to services through System for Tracking Access and Referrals (STAR), and continuing to expand efforts to screen children ages 0-3.
- Adopt a new five year Strategic Plan for 2019-2024. The current First 5 Inyo Strategic Plan will end in 2018-19. Staff activities will include partner stakeholder surveys, parent discussion group, First 5 Inyo Commission retreat, and a Public Hearing of the plan.

DEPARTMENTAL BUDGET REQUEST FOR FISCAL YEAR 2018-2019

The Department's Fiscal Year 2018-2019 Requested Budget represents an overall decrease of \$117,041 in expenditures, and a decrease of \$32,500 in revenues, when compared to the Fiscal Year 2017-2018 Board Approved Budget. As a result, the Requested Net County Cost is decreased by \$84,541.

During the last few years, we have been spending fund balance on one time costs (i.e. facilitating the countywide Triple P training). These funds came from extended program staffing vacancies.

Personnel Costs decreased by \$23,377 compared to the Fiscal Year 2017-2018 Board Approved Budget, due to several vacancies last year in this program. Now that there are staff in the programs and the actual costs are known, there is a decrease in the projected salaries and benefits.

Revenues

4301 (INTEREST FROM TREASURY) increased by \$2,500: projected revenue after reviewing 17/18 revenues; **4998** (OPERATING TRANSFERS IN) decreased by \$35,000: This was a one time expense.

Personnel

The Department's Requested Budget represents no change in the number of fulltime equivalent (FTE) positions that are supported by this budget.

See attached HHS Personnel Shift table.

We had several vacancies last year in this program and staffing was budgeted with a higher paid director last fiscal year. Now that there are staff in the programs and the actual costs are known, there is a decrease in the projected salaries and benefits.

Services & Supplies

5232 (OFFICE & OTHER EQUIP < \$5,000) increased by \$800: projected expenses after reviewing 17/18 expenses; **5260** (HEALTH - EMPLOYEE PHYSICALS) decreased by \$400: There are no vacancies at this time; **5263** (ADVERTISING) decreased by \$5,500: Staff had an increase in advertising last year for the the Triple P trainings; **5265** (PROFESSIONAL & SPECIAL SERVICE) decreased by \$76,535: The Triple P training contract has ended and we will not be renewing the contract; **5291** (OFFICE, SPACE & SITE RENTAL) decreased by \$1,419: projected expenses after reviewing 17/18 expenses; **5311** (GENERAL OPERATING EXPENSE) decreased by \$28,975: projected expenses after reviewing 17/18 expenses; **5331** (TRAVEL EXPENSE) increased by \$22,356: New staff need to attend specific sections of the Triple P training and we are requesting authorization to pay for the registration costs for community members for Triple P training outside the county.

Support & Care of Persons

(There are no changes in this object category from the previous fiscal year.)

Fixed Assets

(There are no changes in this object category from the previous fiscal year.)

FISCAL YEAR 2018-2019 REDUCTION IMPACTS TO BASE BUDGET

None

FISCAL YEAR 2018-2019 STATE/FEDERAL FUNDING SUMMARY

State Tobacco Funding.

FISCAL YEAR 2018-2019 REGULATORY COMPLIANCE SUMMARY

This program is not mandated. The Health and Safety Code Sections 130100 and 130140 state that programs authorized by this Act shall be administered by the County Children and Families Commission and further, that any County that wishes to develop, adopt, promote and implement local programs consistent with the Act shall receive funding.

MAJOR POLICY CONSIDERATIONS BEING REQUESTED

None

COUNTY OF INYO

BUD002A - BUDGET REQUESTS

RUNDATE: 06/30/2018 TODAY'S DATE: 08/09/2018

FOR FISCAL YEARS: 07/01/2016 - 06/30/19

	YTD ACTUALS 06/30/2017	BOARD APPROVED 06/30/2018	WORKING BUDGET 06/30/2018	YTD ACTUALS 06/30/2018	DEPT REQUESTED 06/30/2019	CAO RECOMM 06/30/2019	BOARD APPROVED 06/30/2019
BUDGET UNIT: 643000 FIRST FIVE COMMISSION							
FUND: 6566 CHILDREN & FAMILIES COMMISSION							
REVENUES:							
4301 - INTEREST FROM TREASURY	\$7,370	\$1,500	\$1,869	\$6,431	\$4,000	\$4,000	\$0
REV USE OF MONEY & PROPERTY	\$7,370	\$1,500	\$1,869	\$6,431	\$4,000	\$4,000	\$0
4489 - JUVENILE JUSTICE	\$0	\$0	\$0	\$5,241	\$0	\$0	\$0
4498 - STATE GRANTS	\$350,818	\$350,000	\$350,000	\$372,151	\$350,000	\$350,000	\$0
AID FROM OTHER GOVT AGENCIES	\$350,818	\$350,000	\$350,000	\$377,392	\$350,000	\$350,000	\$0
4998 - OPERATING TRANSFERS IN	\$0	\$35,000	\$35,000	\$35,000	\$0	\$0	\$0
OTHER FINANCING SOURCES	\$0	\$35,000	\$35,000	\$35,000	\$0	\$0	\$0
TOTAL REVENUES:	\$358,188	\$386,500	\$386,869	\$418,823	\$354,000	\$354,000	\$0
EXPENSES:							
5001 - SALARIED EMPLOYEES	\$72,629	\$137,084	\$137,084	\$107,197	\$130,000	\$130,000	\$0
5021 - RETIREMENT & SOCIAL SECURITY	\$5,455	\$10,487	\$10,487	\$8,790	\$10,755	\$10,755	\$0
5022 - PERS RETIREMENT	\$17,739	\$12,426	\$12,426	\$9,778	\$12,214	\$12,214	\$0
5024 - RETIREMENT-UNFUNDED LIAB	\$0	\$13,275	\$13,275	\$13,275	\$16,506	\$16,506	\$0
5031 - MEDICAL INSURANCE	\$9,413	\$35,443	\$27,340	\$6,146	\$6,691	\$6,691	\$0
5032 - DISABILITY INSURANCE	\$635	\$1,367	\$1,367	\$1,008	\$1,393	\$1,393	\$0
5042 - SICK LEAVE BUY OUT	\$81	\$0	\$0	\$0	\$0	\$0	\$0
5043 - OTHER BENEFITS	\$33	\$0	\$8,103	\$7,877	\$9,146	\$9,146	\$0
SALARIES & BENEFITS	\$97,859	\$210,082	\$210,082	\$154,074	\$186,705	\$186,705	\$0
5131 - FOOD & HOUSEHOLD SUPPLIES	\$8	\$0	\$0	\$0	\$0	\$0	\$0
5232 - OFFICE & OTHER EQUIP < \$5,000	\$213	\$2,200	\$3,050	\$1,608	\$3,000	\$3,000	\$0
5260 - HEALTH - EMPLOYEE PHYSICALS	\$335	\$400	\$218	\$218	\$0	\$0	\$0
5263 - ADVERTISING	\$33	\$10,500	\$10,500	\$2,524	\$5,000	\$5,000	\$0
5265 - PROFESSIONAL & SPECIAL SERVICE	\$198,845	\$148,500	\$127,320	\$107,515	\$71,965	\$71,965	\$0
5291 - OFFICE, SPACE & SITE RENTAL	\$4,024	\$6,531	\$6,531	\$4,185	\$5,112	\$5,112	\$0
5311 - GENERAL OPERATING EXPENSE	\$32,152	\$61,875	\$70,558	\$21,792	\$32,900	\$32,900	\$0
5331 - TRAVEL EXPENSE	\$2,522	\$11,504	\$24,000	\$17,707	\$33,860	\$33,860	\$0
5351 - UTILITIES	\$3,325	\$3,940	\$3,940	\$3,001	\$3,940	\$3,940	\$0

COUNTY OF INYO

BUD002A - BUDGET REQUESTS

RUNDATE: 06/30/2018 TODAY'S DATE: 08/09/2018

FOR FISCAL YEARS: 07/01/2016 - 06/30/19

	YTD ACTUALS 06/30/2017	BOARD APPROVED 06/30/2018	WORKING BUDGET 06/30/2018	YTD ACTUALS 06/30/2018	DEPT REQUESTED 06/30/2019	CAO RECOMM 06/30/2019	BOARD APPROVED 06/30/2019
SERVICES & SUPPLIES	\$241,461	\$245,450	\$246,117	\$158,553	\$155,777	\$155,777	\$0
5121 - INTERNAL CHARGES	\$2,316	\$3,300	\$3,300	\$1,993	\$3,300	\$3,300	\$0
5123 - TECH REFRESH EXPENSE	\$2,905	\$2,003	\$2,003	\$2,003	\$1,373	\$1,373	\$0
5129 - INTERNAL COPY CHARGES (NON-IS)	\$1,566	\$1,137	\$1,670	\$1,087	\$1,950	\$1,950	\$0
5152 - WORKERS COMPENSATION	\$1,176	\$1,357	\$1,357	\$1,356	\$1,598	\$1,598	\$0
5155 - PUBLIC LIABILITY INSURANCE	\$918	\$995	\$995	\$995	\$1,355	\$1,355	\$0
5315 - COUNTY COST PLAN	\$10,638	\$15,008	\$15,008	\$15,008	\$13,654	\$13,654	\$0
5333 - MOTOR POOL	\$2,888	\$7,336	\$7,336	\$4,588	\$3,915	\$3,915	\$0
INTERNAL CHARGES	\$22,408	\$31,136	\$31,669	\$27,031	\$27,145	\$27,145	\$0
5501 - SUPPORT & CARE OF PERSONS	\$27	\$0	\$0	\$0	\$0	\$0	\$0
5539 - OTHER AGENCY CONTRIBUTIONS	\$86,947	\$67,597	\$67,597	\$22,999	\$67,597	\$67,597	\$0
OTHER CHARGES	\$86,974	\$67,597	\$67,597	\$22,999	\$67,597	\$67,597	\$0
TOTAL EXPENSES:	\$448,703	\$554,265	\$555,465	\$362,658	\$437,224	\$437,224	\$0
BUDGET UNIT: 643000 FIRST FIVE COMMISSION	(\$90,514)	(\$167,765)	(\$168,596)	\$56,165	(\$83,224)	(\$83,224)	\$0

FIRST PROGRAM

055801

DEPARTMENTAL FUNCTIONS

Families Intensive Response Strengthening Team (FIRST) is an intensive, family centered, strength-based approach to delivering services to families. FIRST uses the wraparound approach to work with families of children who have been identified as at risk of group home placement or other out of home placement, as well as having been expanded for those children and their families who have been identified as at risk of involvement in higher level services such as Probation or CPS. FIRST follows the ten guiding principles of wraparound, using a planning process that values engagement of the child and his/her family in a manner that shifts from being problem focused to building upon individual strengths in an effort to improve family functioning and child well-being. The program provides intensive, individualized services and supports to families, giving them a voice, choice and preference in the planning process with a goal of creating independence and stability.

MAJOR ACCOMPLISHMENTS IN FISCAL YEAR 2017-2018

- Continued to diversify funding streams to support a broader range of eligibility criteria in order to increase access to wraparound programming for children and families. Entry through the traditional foster-care funding eligibility, as well as entry into the program through alternative eligibility criteria portals allows for earlier interventions with families to occur; diverting more costly interventions through congregate care placements and/or involvement with probation and/or child welfare. This diversification has allowed for the department to continue providing wraparound services to a greater number of children and families.
- Developed an outcomes tool, based on the Five Protective Factors, to help track individual family outcomes and determine effectiveness of services. Research shows that when the Five Protective Factors are established in a family, the likelihood of child abuse and neglect diminishes. A recent analysis of aggregate data involving 16 children determined a median increase in protective factors of 16% with all but two children demonstrating an increase in protective capacity ranging from a 4% increase in scoring to a 52% increase in scoring. It is important to note that this analysis included both current and former participants in the program since the inception of FIRST.
- Continued to conduct outreach to area preschools, elementary schools and middle schools to introduce the referral and screening tool and as well as be available to answer questions and provide updated information on the criteria for entrance into the FIRST program.
- Continued to provide an alternative to group home placement for three (3) probation youth. Worked with the Probation Department and the SUD division of HHS, to address continued behavioral and substance use issues, assessing the level and location of intervention and/or sanctions that are appropriate to help support not only the youth, but the family and home the youth resides in, resulting in the minors receiving treatment within the context of their family. The foster care dollars that would have been paid to a group home were diverted to local programming, resulting in decreased costs for costly placement visits and costs associated with facilitating family visits, while improving the treatment outcomes for the youth and family.
- During the first three (3) quarters of FY 17-18, the program received 17 new family referrals; 9 of those referrals led to families voluntarily entering into the program and receiving services with an additional 3 families court ordered into the program; two (2) families graduated from the program and one (1) family didn't graduate, but exited with an increase in multiple protective factors.

GOALS FOR FISCAL YEAR 2018-2019

- Increase capacity to meet the intervention needs of children/youth and their families to prevent the need for intervention by CPS, Probation and/or more intensive Behavioral Health services and continue to provide alternative interventions to prevent placement in Short Term Residential Treatment Programs (STRTP) or out of State Group Homes. Bring FIRST staffing to full capacity, which will allow for 12 families to be served.
- As the State continues to move forward to full implementation of the Continuum of Care Reform (CCR), transitioning group homes to STRTPs, which will be charged with ensuring that children/youth receive intensive therapeutic services and returned to their own communities at the earliest possible point, FIRST will continue to provide wraparound programming to youth and their families or resource families who are being diverted from STRTP's or are transitioning back from STRTP's.
- Refine the system for tracking aggregate outcomes as well as tracking outcomes by funding source as determined by the family being served and the entrance criteria that brought them to the FIRST program.
- Continue to demonstrate an increase in protective capacity scores of children and youth who have participated in the program as a result of being at risk of involvement in child welfare/probation, at risk of placement in out of home care or at risk of STRTP. Additionally, formalize a longitudinal study of the outcomes of children/youth and families who complete the program over a five year period, including future criminal justice, child welfare and behavioral health involvement.

DEPARTMENTAL BUDGET REQUEST FOR FISCAL YEAR 2018-2019

The Department's Fiscal Year 2018-2019 Requested Budget represents an overall decrease of \$93,551 in expenditures, and a decrease of \$93,551 in revenues, when compared to the Fiscal Year 2017-2018 Board Approved Budget. As a result, the Requested Net County Cost is increased by \$0.

Personnel Costs decreased by \$89,955 compared to the Fiscal Year 2017-2018 Board Approved Budget, due to decrease and changes in staffing.

Revenues

4460 (REALIGNMENT - 2011) increased by \$13,627: This increase will allow us to capture our full CAPIT allocation; **4498** (STATE GRANTS) decreased by \$90,242: MHSA funding based on projected revenues for this year's case load; **4552** (FEDERAL OTHER) decreased by \$6,760: these were one time only funds that were available. They were expended in the previous year; **4998** (OPERATING TRANSFERS IN) decreased by \$10,176: WRAP funding based on projected revenues for this year's case load.

Personnel

The Department's Requested Budget represents a decrease in the number of fulltime equivalent (FTE) positions that are supported by this budget.

There is a 1.00 FTE decrease. See attached HHS Personnel Shift table.

We are asking to delete a Social Worker position that has remained vacant for several years. We also requested in the Spring of 2018 to reduce an HHS Specialist from a III/IV to a I so that a parent partner could be hired to become part of the team.

Services & Supplies

5122 (CELL PHONES) decreased by \$20: projected expenses after reviewing 17/18 expenses; **5232** (OFFICE & OTHER EQUIP < \$5,000) decreased by \$3,725: projected expenses after reviewing 17/18 expenses; **5260** (HEALTH - EMPLOYEE PHYSICALS) increased by \$300: projected expenses after reviewing 17/18 expenses; **5291** (OFFICE, SPACE & SITE RENTAL) decreased by \$1,104: projected expenses after reviewing 17/18 expenses; **5331** (TRAVEL EXPENSE) decreased by \$684: projected expenses after reviewing 17/18 expenses.

Support & Care of Persons

5501 (SUPPORT & CARE OF PERSONS) increased by \$1,000: projected expenses after reviewing 17/18 expenses.

Fixed Assets

(There are no changes in this object category from the previous fiscal year.)

FISCAL YEAR 2018-2019 REDUCTION IMPACTS TO BASE BUDGET

None

FISCAL YEAR 2018-2019 STATE/FEDERAL FUNDING SUMMARY

The blending of funding from multiple sources helps provide some level of protection from any unknown reductions in the multiple budgets that help fund this budget. At this time there are no known reductions expected.

FISCAL YEAR 2018-2019 REGULATORY COMPLIANCE SUMMARY

This is a voluntary program supported by research as a best practice approach supporting improved outcomes and resulting in longer term cost savings.

MAJOR POLICY CONSIDERATIONS BEING REQUESTED

We are asking to delete a Social Worker position that has remained vacant for several years. We also requested in the Spring of 2018 to reduce an HHS Specialist from a III/IV to a I so that a parent partner could be hired to become part of the team.

COUNTY OF INYO

BUD002A - BUDGET REQUESTS

RUNDATE: 06/30/2018 TODAY'S DATE: 08/09/2018

FOR FISCAL YEARS: 07/01/2016 - 06/30/19

	YTD ACTUALS 06/30/2017	BOARD APPROVED 06/30/2018	WORKING BUDGET 06/30/2018	YTD ACTUALS 06/30/2018	DEPT REQUESTED 06/30/2019	CAO RECOMM 06/30/2019	BOARD APPROVED 06/30/2019
BUDGET UNIT: 055801 FIRST PROGRAM							
FUND: 0009 FIRST PROGRAM							
REVENUES:							
4460 - REALIGNMENT - 2011	\$32,845	\$30,419	\$30,419	\$23,579	\$44,046	\$44,046	\$0
4498 - STATE GRANTS	\$119,805	\$402,523	\$408,616	\$28,001	\$312,281	\$312,281	\$0
4501 - FEDERAL PUBLIC ASSISTANCE ADMN	\$0	\$10,815	\$15,034	\$0	\$10,815	\$10,815	\$0
4552 - FEDERAL OTHER	\$1,922	\$6,760	\$40,000	\$0	\$0	\$0	\$0
4599 - OTHER AGENCIES	\$86,947	\$67,597	\$67,597	\$22,999	\$67,597	\$67,597	\$0
AID FROM OTHER GOVT AGENCIES	\$241,520	\$518,114	\$561,666	\$74,580	\$434,739	\$434,739	\$0
4824 - INTER GOVERNMENT CHARGES	\$31,897	\$0	\$91,973	\$6,325	\$0	\$0	\$0
CHARGES FOR CURRENT SERVICES	\$31,897	\$0	\$91,973	\$6,325	\$0	\$0	\$0
4998 - OPERATING TRANSFERS IN	\$115,629	\$160,176	\$24,651	\$12,252	\$150,000	\$150,000	\$0
OTHER FINANCING SOURCES	\$115,629	\$160,176	\$24,651	\$12,252	\$150,000	\$150,000	\$0
TOTAL REVENUES:	\$389,047	\$678,290	\$678,290	\$93,158	\$584,739	\$584,739	\$0
EXPENSES:							
5001 - SALARIED EMPLOYEES	\$206,344	\$366,132	\$366,057	\$218,451	\$299,427	\$299,427	\$0
5003 - OVERTIME	\$293	\$1,000	\$1,000	\$138	\$1,000	\$1,000	\$0
5004 - STANDBY TIME	\$11,927	\$21,125	\$21,125	\$17,048	\$21,125	\$21,125	\$0
5021 - RETIREMENT & SOCIAL SECURITY	\$16,040	\$28,124	\$28,124	\$17,477	\$23,258	\$23,258	\$0
5022 - PERS RETIREMENT	\$54,754	\$50,080	\$50,080	\$35,419	\$41,476	\$41,476	\$0
5024 - RETIREMENT-UNFUNDED LIAB	\$0	\$45,777	\$45,777	\$45,777	\$56,918	\$56,918	\$0
5031 - MEDICAL INSURANCE	\$53,507	\$105,451	\$99,317	\$62,032	\$85,149	\$85,149	\$0
5032 - DISABILITY INSURANCE	\$1,853	\$3,676	\$3,676	\$2,138	\$3,012	\$3,012	\$0
5034 - EDUCATION REIMBURSEMENT	\$344	\$0	\$350	\$350	\$0	\$0	\$0
5042 - SICK LEAVE BUY OUT	\$2,731	\$1,503	\$1,578	\$1,577	\$1,548	\$1,548	\$0
5043 - OTHER BENEFITS	\$0	\$0	\$5,784	\$2,892	\$0	\$0	\$0
SALARIES & BENEFITS	\$347,798	\$622,868	\$622,868	\$403,303	\$532,913	\$532,913	\$0
5122 - CELL PHONES	\$259	\$140	\$360	\$277	\$120	\$120	\$0
5232 - OFFICE & OTHER EQUIP < \$5,000	\$6,009	\$5,725	\$4,005	\$2,144	\$2,000	\$2,000	\$0
5260 - HEALTH - EMPLOYEE PHYSICALS	\$394	\$200	\$700	\$671	\$500	\$500	\$0
5265 - PROFESSIONAL & SPECIAL SERVICE	\$56	\$50	\$50	\$37	\$50	\$50	\$0

COUNTY OF INYO

BUD002A - BUDGET REQUESTS

RUNDATE: 06/30/2018 TODAY'S DATE: 08/09/2018

FOR FISCAL YEARS: 07/01/2016 - 06/30/19

	YTD ACTUALS 06/30/2017	BOARD APPROVED 06/30/2018	WORKING BUDGET 06/30/2018	YTD ACTUALS 06/30/2018	DEPT REQUESTED 06/30/2019	CAO RECOMM 06/30/2019	BOARD APPROVED 06/30/2019
5291 - OFFICE, SPACE & SITE RENTAL	\$8,494	\$9,464	\$9,464	\$8,895	\$8,360	\$8,360	\$0
5311 - GENERAL OPERATING EXPENSE	\$2,920	\$5,000	\$3,700	\$2,800	\$5,000	\$5,000	\$0
5331 - TRAVEL EXPENSE	\$5,562	\$7,544	\$7,544	\$3,734	\$6,860	\$6,860	\$0
5351 - UTILITIES	\$5,406	\$7,000	\$6,500	\$5,742	\$7,000	\$7,000	\$0
SERVICES & SUPPLIES	\$29,104	\$35,123	\$32,323	\$24,304	\$29,890	\$29,890	\$0
5121 - INTERNAL CHARGES	\$3,621	\$2,100	\$2,100	\$1,858	\$2,100	\$2,100	\$0
5123 - TECH REFRESH EXPENSE	\$0	\$2,671	\$2,671	\$2,671	\$2,746	\$2,746	\$0
5152 - WORKERS COMPENSATION	\$1,747	\$3,613	\$3,613	\$3,612	\$3,693	\$3,693	\$0
5155 - PUBLIC LIABILITY INSURANCE	\$1,363	\$2,651	\$2,651	\$2,651	\$3,133	\$3,133	\$0
5333 - MOTOR POOL	\$3,523	\$4,264	\$6,064	\$6,000	\$4,264	\$4,264	\$0
INTERNAL CHARGES	\$10,255	\$15,299	\$17,099	\$16,794	\$15,936	\$15,936	\$0
5501 - SUPPORT & CARE OF PERSONS	\$4,132	\$5,000	\$6,000	\$3,870	\$6,000	\$6,000	\$0
OTHER CHARGES	\$4,132	\$5,000	\$6,000	\$3,870	\$6,000	\$6,000	\$0
TOTAL EXPENSES:	\$391,291	\$678,290	\$678,290	\$448,271	\$584,739	\$584,739	\$0
BUDGET UNIT: 055801 FIRST PROGRAM	(\$2,243)	\$0	\$0	(\$355,113)	\$0	\$0	\$0

FOSTER CARE - GENERAL

056400

DEPARTMENTAL FUNCTIONS

This budget provides financial assistance to people caring for children who have been removed from their family homes by the courts, thus entering the foster care system with oversight by either Juvenile Probation or Child Welfare Services. With State approval of our local plan, these funds also are allowed to provide Wraparound child and family services designed to prevent placement or reduce the duration or level of placement. These services are provided through the FIRST program as needed and accomplishments and goals are captured under that budget.

MAJOR ACCOMPLISHMENTS IN FISCAL YEAR 2017-2018

- Actively ensured that all efforts were made to link a child's foster care eligibility to Federal requirements, thereby maximizing the draw-down of federal dollars. In the absence of federal dollars, foster care costs are reimbursed 40% with Social Services realignment 2011 and 60% Social Services realignment 1991. These efforts result in an average of 80-90% of regular foster care cases (not including Wraparound) having a federal linkage applied.
- Ensured continued foster care eligibility assessment for probation and child welfare cases.
- Caseload March 2018: 12 Child Welfare placed cases, of which 9 are federally linked and 3 are state funded cases (including 1 ARC case); 6 KinGap cases (legal guardianship with relatives), all federally linked; 8 Adoption cases; and 1 Non-Related Legal Guardian case.

GOALS FOR FISCAL YEAR 2018-2019

- Implement and stay current with all new program requirements mandated by the State and Federal governments, ensuring federal linkage to increase funding to the fullest extent possible.

DEPARTMENTAL BUDGET REQUEST FOR FISCAL YEAR 2018-2019

The Department's Fiscal Year 2018-2019 Requested Budget represents an overall increase of \$0 in expenditures, and an increase of \$0 in revenues, when compared to the Fiscal Year 2017-2018 Board Approved Budget. As a result, the Requested Net County Cost is increased by \$0.

Personnel Costs did not change compared to the Fiscal Year 2017-2018 Board Approved Budget.

Revenues

4420 (SOCIAL SERVICE REALIGNMENT) decreased by \$12,799: Driven by caseload, due to increase in Federal and State funding, less realignment needed for this budget; **4427** (FOSTER CARE) increased by \$35,000: projected revenue after reviewing 17/18 revenues; **4460** (REALIGNMENT - 2011) decreased by \$19,201: Driven by caseload, due to increase in Federal and State funding, less realignment needed for this budget; **4955** (FAMILY SUPPORT REPAYMENT) decreased by \$3,000: these are unpredictable revenue sources.

Personnel

The Department's Requested Budget represents no change in the number of fulltime equivalent (FTE) positions that are supported by this budget.

There are no staff in this budget.

Services & Supplies

(There are no changes in this object category from the previous fiscal year.)

Support & Care of Persons

(There are no changes in this object category from the previous fiscal year.)

Fixed Assets

(There are no changes in this object category from the previous fiscal year.)

FISCAL YEAR 2018-2019 REDUCTION IMPACTS TO BASE BUDGET

None

FISCAL YEAR 2018-2019 STATE/FEDERAL FUNDING SUMMARY

This is an entitlement program.

FISCAL YEAR 2018-2019 REGULATORY COMPLIANCE SUMMARY

Foster Care funds can be accessed only by a court detention order for Child Welfare or Juvenile Probation, including an order for placement into a Wraparound program for those children who meet the eligibility criteria as defined by the State.

MAJOR POLICY CONSIDERATIONS BEING REQUESTED

None

COUNTY OF INYO

BUD002A - BUDGET REQUESTS

RUNDATE: 06/30/2018 TODAY'S DATE: 08/09/2018

FOR FISCAL YEARS: 07/01/2016 - 06/30/19

	YTD ACTUALS 06/30/2017	BOARD APPROVED 06/30/2018	WORKING BUDGET 06/30/2018	YTD ACTUALS 06/30/2018	DEPT REQUESTED 06/30/2019	CAO RECOMM 06/30/2019	BOARD APPROVED 06/30/2019
BUDGET UNIT: 056400 FOSTER CARE - GENERAL							
FUND: 0001 GENERAL FUND							
REVENUES:							
4420 - SOCIAL SERVICE REALIGNMENT	\$84,305	\$127,600	\$126,672	\$38,436	\$114,801	\$114,801	\$0
4427 - FOSTER CARE	\$21,693	\$25,000	\$25,000	\$28,249	\$60,000	\$60,000	\$0
4460 - REALIGNMENT - 2011	\$102,895	\$191,400	\$191,400	\$34,164	\$172,199	\$172,199	\$0
4512 - FEDERAL FOSTER CARE	\$157,175	\$253,000	\$253,000	\$151,327	\$253,000	\$253,000	\$0
AID FROM OTHER GOVT AGENCIES	\$366,069	\$597,000	\$596,072	\$252,176	\$600,000	\$600,000	\$0
4955 - FAMILY SUPPORT REPAYMENT	\$4,904	\$3,000	\$3,928	\$7,451	\$0	\$0	\$0
OTHER REVENUE	\$4,904	\$3,000	\$3,928	\$7,451	\$0	\$0	\$0
TOTAL REVENUES:	<u>\$370,974</u>	<u>\$600,000</u>	<u>\$600,000</u>	<u>\$259,628</u>	<u>\$600,000</u>	<u>\$600,000</u>	<u>\$0</u>
EXPENSES:							
5501 - SUPPORT & CARE OF PERSONS	\$370,974	\$600,000	\$600,000	\$328,312	\$600,000	\$600,000	\$0
OTHER CHARGES	\$370,974	\$600,000	\$600,000	\$328,312	\$600,000	\$600,000	\$0
TOTAL EXPENSES:	<u>\$370,974</u>	<u>\$600,000</u>	<u>\$600,000</u>	<u>\$328,312</u>	<u>\$600,000</u>	<u>\$600,000</u>	<u>\$0</u>
BUDGET UNIT: 056400 FOSTER CARE - GENERAL	\$0	\$0	\$0	(\$68,684)	\$0	\$0	\$0

GENERAL RELIEF

056500

DEPARTMENTAL FUNCTIONS

This County General Fund budget exists exclusively to provide limited financial assistance to indigent adults who are not eligible for other public assistance programs, and is a statutory requirement for counties, pursuant to California's Welfare & Institutions Code (WIC) Section 17000.

MAJOR ACCOMPLISHMENTS IN FISCAL YEAR 2017-2018

- Provided assessments, case management and interventions to 30 indigent clients with mental health and/or substance abuse challenges, resulting in 17 individuals entering some type of treatment to assist them in addressing barriers to self-sufficiency.
- Provided employment training workshops to 47 chronically unemployed individuals, helping clients to identify barriers to employment. This included placement in community service programming, which provided 22 clients with the opportunity to develop valuable job skills and work experience at worksites throughout the county. Seven clients successfully gained employment as a result of these efforts.
- During the period ending March 31, 2018, eighty-one (81) residents (forty [40] identified as having a disability) received General Relief aid in Inyo County. By third quarter of FY 2017-2018, the program experienced an increase from the prior year.
- By third quarter of FY 2017-2018, indigent burials were provided for seven (7) county residents, this is consistent with FY 2016-2017.

GOALS FOR FISCAL YEAR 2018-2019

- Review and update current General Relief Ordinance to ensure compliance with regulations and ensure eligibility requirements are clear and consistent with statutory requirements.
- Divert or reduce the length of time people are receiving cash assistance by assisting clients in developing the skills needed to enter or re-enter the workforce, including involving the General Relief clients in the enhanced training provided by our Employment unit, as Subsidized Employment is implemented in our CalWORKs/Welfare to Work program.
- Reduce the length of time individuals are accessing General Relief and recover General Relief money by assisting clients in applying for Supplemental Security Income (SSI) and helping them through the appeals process as needed.
- Continue to provide case management services and interventions necessary in maintaining a small caseload while continuing to support the indigent residents of our county.
- Provide housing assistance and case management support up to 4 disabled individuals who are pending SSI determination.

DEPARTMENTAL BUDGET REQUEST FOR FISCAL YEAR 2018-2019

The Department's Fiscal Year 2018-2019 Requested Budget represents an overall increase of \$25,000 in expenditures, and a decrease of \$10,739 in revenues, when compared to the Fiscal Year 2017-2018 Board Approved Budget. As a result, the Requested Net County Cost is increased by \$35,739.

Last fiscal year, we were able to offset program costs with monies that had accumulated over many years that were set aside from death certificates for indigent burials. We are now only recognizing the monies that were collected for the previous fiscal year. In addition, the program has experience a caseload increase from previous years, we are requesting a budget increase.

Personnel Costs did not change compared to the Fiscal Year 2017-2018 Board Approved Budget.

Revenues

4998 (OPERATING TRANSFERS IN) decreased by \$10,739: Last fiscal year, we were able to offset program costs with monies that had accumulated over many years that were set aside from death certificates for indigent burials. We are now only recognizing the monies that were collected for the previous fiscal year.

Personnel

The Department's Requested Budget represents no change in the number of fulltime equivalent (FTE) positions that are supported by this budget.

There are no staff in this budget.

Services & Supplies

(There are no changes in this object category from the previous fiscal year.)

Support & Care of Persons

5501 (SUPPORT & CARE OF PERSONS) increased by \$25,000: The program has experienced a caseload increase from previous years, we are requesting a budget increase.

Fixed Assets

(There are no changes in this object category from the previous fiscal year.)

FISCAL YEAR 2018-2019 REDUCTION IMPACTS TO BASE BUDGET

None

FISCAL YEAR 2018-2019 STATE/FEDERAL FUNDING SUMMARY

There is no State/Federal funding.

FISCAL YEAR 2018-2019 REGULATORY COMPLIANCE SUMMARY

Welfare & Institutions Code Section 17001 requires that each county's Board of Supervisors adopt standards of aid and care for the indigent and dependent poor of the county. Inyo County's General Relief Ordinance is intended to comply with this requirement.

MAJOR POLICY CONSIDERATIONS BEING REQUESTED

FY 17/18 saw an increase in General Relief costs, due in part to an increased number of persons identified as disabled applying for assistance, resulting in contingency funding being budgeted at 3rd Quarter to ensure adequate funding. The Department is requesting the budget be increased by \$25,000 for FY 18/19 to ensure adequate budgeting. The Department is also reviewing the General Relief Ordinance to ensure that we have tight controls over eligibility determination and recoupment.

COUNTY OF INYO

BUD002A - BUDGET REQUESTS

RUNDATE: 06/30/2018 TODAY'S DATE: 08/09/2018

FOR FISCAL YEARS: 07/01/2016 - 06/30/19

	YTD ACTUALS 06/30/2017	BOARD APPROVED 06/30/2018	WORKING BUDGET 06/30/2018	YTD ACTUALS 06/30/2018	DEPT REQUESTED 06/30/2019	CAO RECOMM 06/30/2019	BOARD APPROVED 06/30/2019
BUDGET UNIT: 056500 GENERAL RELIEF							
FUND: 0001 GENERAL FUND							
REVENUES:							
4998 - OPERATING TRANSFERS IN	\$0	\$11,000	\$11,000	\$11,000	\$261	\$261	\$0
OTHER FINANCING SOURCES	\$0	\$11,000	\$11,000	\$11,000	\$261	\$261	\$0
TOTAL REVENUES:	<u>\$0</u>	<u>\$11,000</u>	<u>\$11,000</u>	<u>\$11,000</u>	<u>\$261</u>	<u>\$261</u>	<u>\$0</u>
EXPENSES:							
5265 - PROFESSIONAL & SPECIAL SERVICE	\$24,229	\$25,000	\$15,893	\$15,576	\$25,000	\$25,000	\$0
SERVICES & SUPPLIES	\$24,229	\$25,000	\$15,893	\$15,576	\$25,000	\$25,000	\$0
5501 - SUPPORT & CARE OF PERSONS	\$106,742	\$125,000	\$149,107	\$149,106	\$150,000	\$150,000	\$0
OTHER CHARGES	\$106,742	\$125,000	\$149,107	\$149,106	\$150,000	\$150,000	\$0
TOTAL EXPENSES:	<u>\$130,971</u>	<u>\$150,000</u>	<u>\$165,000</u>	<u>\$164,683</u>	<u>\$175,000</u>	<u>\$175,000</u>	<u>\$0</u>
BUDGET UNIT: 056500 GENERAL RELIEF	(\$130,971)	(\$139,000)	(\$154,000)	(\$153,683)	(\$174,739)	(\$174,739)	\$0

INYO COUNTY GOLD

056100

DEPARTMENTAL FUNCTIONS

Inyo County was designated by the California Department of Aging (CDA), as the official Area Agency on Aging (AAA) for Inyo and Mono Counties effective July 1, 2012, replacing the former governance structure under the Inyo Mono Area Agency on Aging (IMAAA) and establishing the Eastern Sierra Area Agency on Aging (ESAAA). At the same time, the Inyo County Growing Older, Living with Dignity (IC GOLD) program was established to differentiate those services provided through ESAAA from those provided by IC GOLD, which is exclusively county-funded and augments AAA services to older adult residents of Inyo County. In addition to augmenting the nutrition program provided through ESAAA, IC GOLD provides homemaker services, personal care services Friendly Visitor and contracts for Lifeline emergency response units for Inyo County residents. The purpose of this program is to provide a small safety net for Inyo County's most vulnerable older adults towards the goal of assisting them to remain in their own homes as long as possible.

MAJOR ACCOMPLISHMENTS IN FISCAL YEAR 2017-2018

- Maintained a safety net of services available to residents in Inyo County by providing a fee-based congregate meal day at three sites, as well as had the ability to offer seniors fee-based home delivered meals on a sliding fee scale in the event that the ESAAA program had a waiting list. During the first three (3) quarters of FY 2017-2018, 198 seniors purchased 2,388 meals on an IC-GOLD day generating \$11,940. The implementation of the fee-based meals continues not to negatively impact the rate of donations or overall attendance and continues to help stabilize funding for these vital services.
- In the first three (3) quarters of FY 2017-2018, provided 11 seniors with 411 hours of homemaker/personal care services, which resulted in \$3,907 of revenue. The homemaker/personal care services helped maintain the independence of seniors and acted as a safety net for those who were eligible, as a bridge until they were able to access services through In Home Supportive Services (IHSS). Additionally, continued to connect individuals to other support services such as IHSS, which is able to provide a higher level of service and has become more accessible as eligibility for Medi-Cal broadened with the implementation of the Affordable Care Act. These services continue to provide a vital safety net.
- Friendly visitor program to ensure that our most isolated and high risk seniors have a safety net in place, which resulted in \$200 of revenue. During the first three (3) quarters of FY 2017-2018, 20 seniors received visits totaling 386 hours, helping to reduce isolation and depression, as well as ensuring that issues of concern are identified and addressed as needed. Additionally, eighteen (18) residents received Lifeline services during the first three (3) quarters of FY 2017-2018, helping ensure they had immediate access to emergency services and further enhancing the available safety net.
- Coordinated with a local dentist, who volunteers both his time and the time of his staff, to provide twenty (20) low income and uninsured seniors with no cost dental screening and treatment services during the first three (3) quarters of FY 2017-2018.

GOALS FOR FISCAL YEAR 2018-2019

- Ensure a broad-based safety net of services is available for our most vulnerable, isolated seniors, connecting them to alternative resources as appropriate.
- Evaluate effectiveness of the IC GOLD services and continue to identify ways to reduce the County General Fund costs by coordinating with other resources and adjusting program services as appropriate.

- Actively conduct volunteer recruitment efforts throughout the county with a goal of increasing volunteer hours at each site, as well as establishing opportunities to sponsor seniors with financial support.

DEPARTMENTAL BUDGET REQUEST FOR FISCAL YEAR 2018-2019

The Department's Fiscal Year 2018-2019 Requested Budget represents an overall decrease of \$230,114 in expenditures, and a decrease of \$7,550 in revenues, when compared to the Fiscal Year 2017-2018 Board Approved Budget. As a result, the Requested Net County Cost is decreased by \$222,564.

Personnel Costs decreased by \$85,149 compared to the Fiscal Year 2017-2018 Board Approved Budget, due to decrease in FTE.

Revenues

4316 (STATHAM HALL RENT) decreased by \$500: projected revenue after reviewing 17/18 revenues; **4318** (INDEPENDENCE LEGION HALL RENT) decreased by \$50: projected revenue after reviewing 17/18 revenues; **4998** (OPERATING TRANSFERS IN) increased by \$2,000: These funds are in a Trust account that will be used to purchase a commercial oven and stovetop for the Tecopa kitchen; **4951** (DONATIONS) decreased by \$9,000: This was a one time donation for a deferred maintenance project at the Bishop Senior Center.

Personnel

The Department's Requested Budget represents a decrease in the number of fulltime equivalent (FTE) positions that are supported by this budget.

There is a 1.42 FTE decrease. See attached HHS Personnel Shift table.

Due to an increase in allocations received from CDA, we were able to shift some employees from the IC GOLD program back into ESAAA. We are requesting to reduce a full time cook to a part time cook upon the upcoming vacancy resulting from a retirement.

Services & Supplies

5131 (FOOD & HOUSEHOLD SUPPLIES) decreased by \$44,520: projected expenses after reviewing 17/18 expenses; **5232** (OFFICE & OTHER EQUIP < \$5,000) increased by \$500: projected expenses after reviewing 17/18 expenses; **5263** (ADVERTISING) decreased by \$500: projected expenses after reviewing 17/18 expenses; **5265** (PROFESSIONAL & SPECIAL SERVICE) decreased by \$1,760: projected expenses after reviewing 17/18 expenses; **5291** (OFFICE, SPACE & SITE RENTAL) decreased by \$89: projected expenses after reviewing 17/18 expenses.

Support & Care of Persons

(There are no changes in this object category from the previous fiscal year.)

Fixed Assets

(There are no changes in this object category from the previous fiscal year.)

FISCAL YEAR 2018-2019 REDUCTION IMPACTS TO BASE BUDGET

Coordinate policy considerations with the ESAAA budget.

FISCAL YEAR 2018-2019 STATE/FEDERAL FUNDING SUMMARY

None

FISCAL YEAR 2018-2019 REGULATORY COMPLIANCE SUMMARY

This budget is governed only the by Board of Supervisors.

MAJOR POLICY CONSIDERATIONS BEING REQUESTED

Review of kitchen and program staffing levels. In addition, the Department has budgeted \$10,000 to put towards the hiring of a consultant to conduct a review of county-run kitchens to identify potential efficiencies in purchasing and/or staffing configurations for consideration by the Board.

COUNTY OF INYO

BUD002A - BUDGET REQUESTS

RUNDATE: 06/30/2018 TODAY'S DATE: 08/09/2018

FOR FISCAL YEARS: 07/01/2016 - 06/30/19

	YTD ACTUALS 06/30/2017	BOARD APPROVED 06/30/2018	WORKING BUDGET 06/30/2018	YTD ACTUALS 06/30/2018	DEPT REQUESTED 06/30/2019	CAO RECOMM 06/30/2019	BOARD APPROVED 06/30/2019
BUDGET UNIT: 056100 INYO COUNTY GOLD							
FUND: 0001 GENERAL FUND							
REVENUES:							
4320 - TECOPA COMMUNITY CENTER	\$29	\$0	\$0	\$0	\$0	\$0	\$0
RENTS & LEASES	\$29	\$0	\$0	\$0	\$0	\$0	\$0
4316 - STATHAM HALL RENT	\$644	\$1,000	\$1,000	\$554	\$500	\$500	\$0
4317 - BIG PINE LEGION HALL RENT	\$397	\$450	\$450	\$653	\$450	\$450	\$0
4318 - INDEPENDENCE LEGION HALL RENT	\$0	\$100	\$100	\$162	\$50	\$50	\$0
REV USE OF MONEY & PROPERTY	\$1,041	\$1,550	\$1,550	\$1,370	\$1,000	\$1,000	\$0
4825 - OTHER CURRENT CHARGES	\$87,574	\$85,529	\$85,529	\$88,878	\$85,529	\$85,529	\$0
CHARGES FOR CURRENT SERVICES	\$87,574	\$85,529	\$85,529	\$88,878	\$85,529	\$85,529	\$0
4998 - OPERATING TRANSFERS IN	\$0	\$3,000	\$3,000	\$0	\$5,000	\$5,000	\$0
OTHER FINANCING SOURCES	\$0	\$3,000	\$3,000	\$0	\$5,000	\$5,000	\$0
4951 - DONATIONS	\$0	\$9,000	\$9,000	\$433	\$0	\$0	\$0
OTHER REVENUE	\$0	\$9,000	\$9,000	\$433	\$0	\$0	\$0
TOTAL REVENUES:	\$88,645	\$99,079	\$99,079	\$90,682	\$91,529	\$91,529	\$0
EXPENSES:							
5001 - SALARIED EMPLOYEES	\$113,158	\$106,635	\$106,635	\$100,967	\$67,839	\$67,839	\$0
5003 - OVERTIME	\$196	\$1,000	\$1,000	\$224	\$1,000	\$1,000	\$0
5012 - PART TIME EMPLOYEES	\$72,508	\$83,622	\$83,622	\$70,494	\$60,871	\$60,871	\$0
5021 - RETIREMENT & SOCIAL SECURITY	\$14,004	\$14,973	\$14,973	\$13,041	\$10,020	\$10,020	\$0
5022 - PERS RETIREMENT	\$25,607	\$14,535	\$14,535	\$13,952	\$7,942	\$7,942	\$0
5024 - RETIREMENT-UNFUNDED LIAB	\$0	\$18,769	\$18,769	\$18,769	\$23,337	\$23,337	\$0
5025 - RETIREE HEALTH BENEFITS	\$33,059	\$33,762	\$33,762	\$33,762	\$30,202	\$30,202	\$0
5031 - MEDICAL INSURANCE	\$25,624	\$25,178	\$25,178	\$23,861	\$17,463	\$17,463	\$0
5032 - DISABILITY INSURANCE	\$1,539	\$1,912	\$1,912	\$1,576	\$1,303	\$1,303	\$0
5042 - SICK LEAVE BUY OUT	\$1,086	\$1,074	\$1,074	\$591	\$365	\$365	\$0
5043 - OTHER BENEFITS	\$4,966	\$4,392	\$4,392	\$5,737	\$361	\$361	\$0
SALARIES & BENEFITS	\$291,751	\$305,852	\$305,852	\$282,977	\$220,703	\$220,703	\$0
5131 - FOOD & HOUSEHOLD SUPPLIES	\$23,754	\$140,000	\$145,753	\$121,285	\$95,480	\$95,480	\$0

COUNTY OF INYO

BUD002A - BUDGET REQUESTS

RUNDATE: 06/30/2018 TODAY'S DATE: 08/09/2018

FOR FISCAL YEARS: 07/01/2016 - 06/30/19

	YTD ACTUALS 06/30/2017	BOARD APPROVED 06/30/2018	WORKING BUDGET 06/30/2018	YTD ACTUALS 06/30/2018	DEPT REQUESTED 06/30/2019	CAO RECOMM 06/30/2019	BOARD APPROVED 06/30/2019
5154 - UNEMPLOYMENT INSURANCE	\$0	\$250	\$250	(\$18)	\$250	\$250	\$0
5171 - MAINTENANCE OF EQUIPMENT	\$0	\$50	\$50	\$0	\$50	\$50	\$0
5232 - OFFICE & OTHER EQUIP < \$5,000	\$6,315	\$10,750	\$10,750	\$7,003	\$11,250	\$11,250	\$0
5260 - HEALTH - EMPLOYEE PHYSICALS	\$62	\$500	\$500	\$87	\$500	\$500	\$0
5263 - ADVERTISING	\$140	\$1,000	\$1,000	\$6	\$500	\$500	\$0
5265 - PROFESSIONAL & SPECIAL SERVICE	\$9,738	\$15,100	\$16,977	\$7,748	\$13,340	\$13,340	\$0
5291 - OFFICE, SPACE & SITE RENTAL	\$2,239	\$918	\$918	\$727	\$829	\$829	\$0
5311 - GENERAL OPERATING EXPENSE	\$1,564	\$2,500	\$2,500	\$1,731	\$2,500	\$2,500	\$0
5331 - TRAVEL EXPENSE	\$559	\$1,000	\$1,000	\$273	\$1,000	\$1,000	\$0
5351 - UTILITIES	\$30,341	\$26,000	\$26,000	\$32,563	\$26,000	\$26,000	\$0
SERVICES & SUPPLIES	\$74,716	\$198,068	\$205,698	\$171,410	\$151,699	\$151,699	\$0
5121 - INTERNAL CHARGES	\$8,603	\$7,845	\$7,845	\$2,939	\$7,250	\$7,250	\$0
5123 - TECH REFRESH EXPENSE	\$4,728	\$6,010	\$6,010	\$6,010	\$6,459	\$6,459	\$0
5124 - EXTERNAL CHARGES	\$289	\$0	\$0	\$0	\$0	\$0	\$0
5152 - WORKERS COMPENSATION	\$21,208	\$10,130	\$10,130	\$10,130	\$7,799	\$7,799	\$0
5155 - PUBLIC LIABILITY INSURANCE	\$4,468	\$3,889	\$3,889	\$3,809	\$3,620	\$3,620	\$0
5315 - COUNTY COST PLAN	\$41,641	\$34,164	\$34,164	\$34,164	\$0	\$0	\$0
5333 - MOTOR POOL	\$17,970	\$15,120	\$19,778	\$19,640	\$17,200	\$17,200	\$0
INTERNAL CHARGES	\$98,908	\$77,158	\$81,816	\$76,693	\$42,328	\$42,328	\$0
5801 - OPERATING TRANSFERS OUT	\$54,008	\$63,823	\$63,823	\$63,823	\$57	\$57	\$0
OTHER FINANCING USES	\$54,008	\$63,823	\$63,823	\$63,823	\$57	\$57	\$0
TOTAL EXPENSES:	\$519,384	\$644,901	\$657,189	\$594,904	\$414,787	\$414,787	\$0
BUDGET UNIT: 056100 INYO COUNTY GOLD	(\$430,739)	(\$545,822)	(\$558,110)	(\$504,222)	(\$323,258)	(\$323,258)	\$0

MATERNAL CHILD HEALTH 18-19

641618

DEPARTMENTAL FUNCTIONS

The Maternal Child and Adolescent Health (MCAH) program coordinates and advocates for health programs and activities that target mothers and children. Local MCAH needs are assessed and priorities for care are established through the active participation in interagency and community planning and through the development of solutions to address barriers to service.

MAJOR ACCOMPLISHMENTS IN FISCAL YEAR 2017-2018

- **ACCESS TO WOMEN'S HEALTHCARE-** Continued to provide referrals to social services and local medical providers to ensure women who are in need of preventative medical care and reproductive health care are enrolled in a health insurance plan and establish a health home. MCAH nurse collaborated with Bishop Pediatrics to establish bi-monthly obesity prevention discussions/outreach to youth via the Bishop Union High School Clinic.
- **ACCESS TO DENTAL SERVICES-** Assisted children and pregnant woman with dental care referrals, ongoing case management and transportation support as needed, through the services of the Dental Case Manager. Collaborated with UCLA School of Dentistry, Big Pine School, Big Pine State Preschool, Lo-Inyo Elementary and preschool, Lone Pine State Preschool, and Owens Valley School to provide dental screenings and education for students. Of the 245 children that were screened, 204 children received fluoride application and 108 received sealants. Fifteen households with 35 children received dental case management services, including transportation services and preventive and follow up dental visits, improving overall health outcomes. Forty-five referrals from community partners of children and families needing dental case management services received follow up, ensuring that those children at greatest risk of poor health outcomes are served. "Timmy the Tooth" and a Prevention Specialist assistant visited every elementary school in Inyo County this year to show K-3rd grade students that brushing your teeth and taking care of your health can be fun!
- **ACCESS TO EARLY PRENATAL CARE-** Developed an updated resource list and checklist for women with positive pregnancy tests at the Public Health walk-in clinic. The checklist will help women navigate available resources and enroll in Medi-Cal and WIC, and establish early prenatal care.
- **OBESITY PREVENTION-** Coordinated 7 Team Inyo meetings with community partners promoting nutrition and physical activity for children and families. Continued to support the Team Inyo website by contributing articles on prevention topics on a regular basis. Assisted with "Team Inyo Week" and took healthy food demonstrations and nutrition information into the schools and community, including Owens Valley School and Lo-Inyo Elementary. Two Prevention staff completed training in Triple P (Positive Parenting Program) Lifestyle evidence-based curriculum, which helps parents incorporate healthy habits for the whole family. Through targeted referral, recruited 6 parents to participate in and complete a 7-month Triple P Lifestyle class series. Assisted with outings offered by Prevention, including 5 hikes with 23 high-risk children and 3 parents attending. Assisted with targeted referral and ongoing recruitment for the Outdoor Program. Through targeted referral, recruited 3 Spanish-speaking parents to participate in and complete a 10-week class series in Spanish about creating healthy habits, bodies, and minds.

GOALS FOR FISCAL YEAR 2018-2019

- Continue to support means of access to dental care for children and pregnant women.

- Maintain an active and dynamic focus on childhood obesity promotional and prevention activities.
- Continue to coordinate and collaborate with other Health and Human Services and County programs to provide a continuum of prevention services for the public.

DEPARTMENTAL BUDGET REQUEST FOR FISCAL YEAR 2018-2019

The Department's Fiscal Year 2018-2019 Requested Budget represents an overall increase of \$8,364 in expenditures, and an increase of \$8,364 in revenues, when compared to the Fiscal Year 2017-2018 Board Approved Budget. As a result, the Requested Net County Cost is increased by \$0.

Personnel Costs increased by \$10,603 compared to the Fiscal Year 2017-2018 Board Approved Budget, due to having a full time nurse that can have their expenses enhanced and reimbursed by Federal funding. Last year, we budgeted an LVN due to nursing shortages. There are also projected employee salary and benefit increases.

Revenues

4430 (HEALTH REALIGNMENT) increased by \$6,496: increase due to required match and increased allocation; **4498** (STATE GRANTS) increased by \$1,868: projected revenue after developing State budget and monies allocated to Inyo County.

Personnel

The Department's Requested Budget represents an increase in the number of fulltime equivalent (FTE) positions that are supported by this budget.

There is a .10 FTE increase. See attached HHS Personnel Shift table.

Small increase to RN and a Prevention Specialist in their allocated time in the budget.

Services & Supplies

5265 (PROFESSIONAL & SPECIAL SERVICE) increased by \$50: projected expenses after reviewing 17/18 expenses; **5291** (OFFICE, SPACE & SITE RENTAL) increased by \$497: projected expenses after reviewing 17/18 expenses; **5311** (GENERAL OPERATING EXPENSE) decreased by \$1,342: projected expenses after reviewing 17/18 expenses; **5331** (TRAVEL EXPENSE) increased by \$2,882: projected expenses after reviewing 17/18 expenses.

Support & Care of Persons

(There are no changes in this object category from the previous fiscal year.)

Fixed Assets

(There are no changes in this object category from the previous fiscal year.)

FISCAL YEAR 2018-2019 REDUCTION IMPACTS TO BASE BUDGET

None

FISCAL YEAR 2018-2019 STATE/FEDERAL FUNDING SUMMARY

This State funding has remained stable.

FISCAL YEAR 2018-2019 REGULATORY COMPLIANCE SUMMARY

According to Health & Safety Code Section 123255, the State may maintain this program in each county and in order for a county to be considered for its designated allocation, an annual Board approved plan must be submitted.

MAJOR POLICY CONSIDERATIONS BEING REQUESTED

None

COUNTY OF INYO

BUD002A - BUDGET REQUESTS

RUNDATE: 06/30/2018 TODAY'S DATE: 08/09/2018

FOR FISCAL YEARS: 07/01/2016 - 06/30/19

	YTD ACTUALS 06/30/2017	BOARD APPROVED 06/30/2018	WORKING BUDGET 06/30/2018	YTD ACTUALS 06/30/2018	DEPT REQUESTED 06/30/2019	CAO RECOMM 06/30/2019	BOARD APPROVED 06/30/2019
BUDGET UNIT: 641618 MATERNAL CHILD HEALTH 18-19							
FUND: 6859 MATERNAL CHILD HEALTH 18-19							
REVENUES:							
4430 - HEALTH REALIGNMENT	\$0	\$0	\$0	\$0	\$54,288	\$54,288	\$0
4498 - STATE GRANTS	\$0	\$0	\$0	\$0	\$131,432	\$131,432	\$0
AID FROM OTHER GOVT AGENCIES	\$0	\$0	\$0	\$0	\$185,720	\$185,720	\$0
TOTAL REVENUES:	\$0	\$0	\$0	\$0	\$185,720	\$185,720	\$0
EXPENSES:							
5001 - SALARIED EMPLOYEES	\$0	\$0	\$0	\$0	\$94,184	\$94,184	\$0
5002 - CONTRACT EMPLOYEES	\$0	\$0	\$0	\$0	\$6,618	\$6,618	\$0
5021 - RETIREMENT & SOCIAL SECURITY	\$0	\$0	\$0	\$0	\$8,050	\$8,050	\$0
5022 - PERS RETIREMENT	\$0	\$0	\$0	\$0	\$11,522	\$11,522	\$0
5024 - RETIREMENT-UNFUNDED LIAB	\$0	\$0	\$0	\$0	\$11,953	\$11,953	\$0
5031 - MEDICAL INSURANCE	\$0	\$0	\$0	\$0	\$13,186	\$13,186	\$0
5032 - DISABILITY INSURANCE	\$0	\$0	\$0	\$0	\$1,037	\$1,037	\$0
5043 - OTHER BENEFITS	\$0	\$0	\$0	\$0	\$3,490	\$3,490	\$0
SALARIES & BENEFITS	\$0	\$0	\$0	\$0	\$150,040	\$150,040	\$0
5263 - ADVERTISING	\$0	\$0	\$0	\$0	\$1,000	\$1,000	\$0
5265 - PROFESSIONAL & SPECIAL SERVICE	\$0	\$0	\$0	\$0	\$100	\$100	\$0
5291 - OFFICE, SPACE & SITE RENTAL	\$0	\$0	\$0	\$0	\$1,963	\$1,963	\$0
5311 - GENERAL OPERATING EXPENSE	\$0	\$0	\$0	\$0	\$7,807	\$7,807	\$0
5331 - TRAVEL EXPENSE	\$0	\$0	\$0	\$0	\$4,506	\$4,506	\$0
5351 - UTILITIES	\$0	\$0	\$0	\$2	\$1,500	\$1,500	\$0
SERVICES & SUPPLIES	\$0	\$0	\$0	\$2	\$16,876	\$16,876	\$0
5121 - INTERNAL CHARGES	\$0	\$0	\$0	\$0	\$500	\$500	\$0
5129 - INTERNAL COPY CHARGES (NON-IS)	\$0	\$0	\$0	\$0	\$17	\$17	\$0
5152 - WORKERS COMPENSATION	\$0	\$0	\$0	\$0	\$1,055	\$1,055	\$0
5155 - PUBLIC LIABILITY INSURANCE	\$0	\$0	\$0	\$0	\$895	\$895	\$0
5315 - COUNTY COST PLAN	\$0	\$0	\$0	\$0	\$12,117	\$12,117	\$0
5333 - MOTOR POOL	\$0	\$0	\$0	\$0	\$4,220	\$4,220	\$0
INTERNAL CHARGES	\$0	\$0	\$0	\$0	\$18,804	\$18,804	\$0

COUNTY OF INYO

BUD002A - BUDGET REQUESTS

RUNDATE: 06/30/2018 TODAY'S DATE: 08/09/2018

FOR FISCAL YEARS: 07/01/2016 - 06/30/19

	YTD ACTUALS 06/30/2017	BOARD APPROVED 06/30/2018	WORKING BUDGET 06/30/2018	YTD ACTUALS 06/30/2018	DEPT REQUESTED 06/30/2019	CAO RECOMM 06/30/2019	BOARD APPROVED 06/30/2019
TOTAL EXPENSES:	\$0	\$0	\$0	\$2	\$185,720	\$185,720	\$0
BUDGET UNIT: 641618 MATERNAL CHILD HEALTH 18-19	\$0	\$0	\$0	(\$2)	\$0	\$0	\$0

SOCIAL SERVICES - GENERAL

055800

DEPARTMENTAL FUNCTIONS

Employment and Eligibility is responsible for addressing barriers to employment for the unemployed/underemployed, and to provide assistance to low income families and individuals in the form of cash benefits, food stamps & medical benefits, through complex income & resource eligibility determinations, outlined in regulations for TANF, CalWORKs, CalFresh, Medi-Cal, and County Medical Services Program (CMSP).

Children's Services receives and investigates reports from both mandated and non-mandated reporters of suspected abuse or neglect of children. A mandated 24-hour response component, coordinated with law enforcement, requires Social Workers to be on-call for child abuse emergencies. Involuntary and voluntary services are offered to families to assist them in alleviating problems, resulting in, or leading to abuse and neglect.

Resource Family Approval Program (RFA), implemented in January 2017, is a new family-friendly and child-centered caregiver approval process that combines elements of the prior foster parent licensing, relative approval, and approvals for adoption and guardianship processes and replaces those processes to improve the way caregivers (related and non-related) of children in foster care are approved and prepared to parent vulnerable children, whether temporarily or permanently.

Child Abuse Prevention, Intervention and Treatment (CAPIT) targets families at risk for child abuse. We coordinate with our First 5 programs to offer recurring evidence-based parent education series of classes in Tecopa, Lone Pine and Bishop, with priority given to families referred by Child Welfare, Juvenile Probation and the Courts.

Adult Services includes Adult Protective Services (APS) program and In-Home Supportive Services (IHSS). APS receives and investigates reports of suspected abuse or neglect of elders and dependent adults. Services may be offered voluntarily to dependent adults or elders to assist them in alleviating problems resulting in, or leading to abuse or neglect. IHSS provides personal care and domestic services to persons who are aged, blind or disabled and who live in their own homes. IHSS is provided to those who otherwise might be placed in an out-of-home care facility but who can safely remain in their own home if IHSS services are received.

Disaster Services includes the setting up and management of evacuation and shelter care centers during declared disasters, both as a County service, and as a liaison for Red Cross of Los Angeles.

MAJOR ACCOMPLISHMENTS IN FISCAL YEAR 2017-2018

- Processed two thousand seven hundred and eighty-one (2,781) applications for public assistance during the period of July 1, 2017, through March 31, 2018, assisting those in our community with ensuring their medical needs and other basic needs are met. Of the applications processed, there were (876) approvals for CalFresh; (129) approvals for CalWORKs; (6) approvals for Foster Care; (1) approval for Adoption Assistance Program (AAP); (17) approvals for Permanent Homeless Assistance; (25) approvals for Temporary Homeless Assistance; and (884) Medi-Cal approvals; and (884) denials or withdrawals. This included provision of case management and employment services to seventy-nine (79) CalWORKs clients, resulting in twelve (12) clients becoming employed and either fully or partially off of cash assistance. Continued to monitor caseload numbers over time using April 1 as a point in time with CalFresh caseload numbers increasing from 989 in 2013 to 1,013 in 2018; CMSP caseload declining from 535 in 2013 to 2 in 2018; CalWORKs caseload experiencing fluctuations over time moving from 112 in 2013 to 100 in 2018; and a Medi-Cal caseload (defined as a household) increase from 1,301 in 2013 to 2,930 in 2018, representing an increase of individual cases by 1,620 since 2013.
- Ensured the safety and well-being of children by processing 309 referrals thru the third quarter (average of 34 reports a month) of suspected child abuse, 10% increase from prior year; provided 7 children and their families with voluntary services; provided 29 children and their families with involuntary Juvenile

Court-related services, a 6% decrease from prior year, addressing safety issues in an effort to maintain or reunite families; provided 3 children and their family with courtesy supervision, as they were placed in Inyo County with another county or state having jurisdiction; provided 1 Non Minor Dependent (NMD) courtesy supervision as the NMD resided in Inyo County with another agency having jurisdiction; provided high quality placement services to maintain children in the area and with family (over 50%) to the fullest extent possible; ensured access to parenting education by supporting a continuum of parenting education in coordination with First 5; provided independent living services to eligible youth to assist them in developing skills to promote self-sufficiency; and, helped establish permanent plans for children who could not be reunited with their parents including the adoption of two children with a third child's adoption pending and expected to finalize during the FY.

- Transitioned the child care licensing services to the State for consistent licensing and monitoring throughout California; trained and approved two (2) Resource Families and are in the process of training and approving three (3) Resource Families, utilizing the new RFA process. Began converting 7 licensed foster homes and 6 relative/Non Relative Extended Family Member (NREFM) homes (conversion to be completed by 12/31/2019). Supportive services include a monthly resource family social where resource families, including relative and non-related extended family members, social workers, probation officers and RFA staff have the opportunity to come together to strengthen their working relationships, to provide a forum for resource families to meet their training requirements and to address issues that will help the agency's retention efforts.
- Ensured the safety and well-being of our aging population by assessing one hundred and sixty-nine (169) reports of suspected elder and dependent adult abuse, which is an 18% increase from FY 2016-2017; initiated sixteen (16) voluntary case plans to provide intensive case management services to elders that were determined to be at risk for neglect or abuse. Services included facilitating family team meetings, collaboration with landlords, assistance with successfully applying for housing resources, accessing medical care, veteran services and public assistance for low-income individuals. Provided assessment and reassessment for an average of one hundred and forty-five (145) seniors and persons with disabilities for In-Home Supportive Services, helping to maintain them safely in their own homes; and, reestablished the Adult Multi-Disciplinary Team, which brings together community partners, including, but not limited to law enforcement, District Attorney's Office, the medical community and the Public Administrator/Public Guardian/Public Conservator.
- Ensured emergency readiness of Health and Human Services Employees by having staff complete approximately 9 hours of emergency readiness and shelter training, participating in disaster drills, maintaining skills inventories for HHS staff and responding as directed. This included opening an evacuation center and overnight shelter during one fire event. as well as opening a cooling center when a large number of residents were without electricity.

GOALS FOR FISCAL YEAR 2018-2019

- Enhance supportive services available through Employment and Eligibility by strengthening our employment services through continued implementation of comprehensive Employment Readiness workshops; implementation of Subsidized Employment services; enhancing support services to employers who accept job placements; and, providing high quality, respectful customer service to individuals and families who are accessing public assistance.
- Ensure the safety and well-being of children by providing high quality child welfare services to children and their families, including connecting families to supportive services, including their own external support networks.
- Ensure the safety and well-being of seniors and dependent adults by effectively assessing needs, identifying appropriate interventions and connecting to appropriate resources to help maintain the highest level of independence safely.

- Conduct proactive recruitment activities to increase the number of resource families available to provide out of home care for foster youth placed by both the child welfare and probation systems; increase the available training for resource families, ensuring that caregivers are able to manage caring for children and youth with more challenging behaviors; and increase the in home supports available to caregivers.

DEPARTMENTAL BUDGET REQUEST FOR FISCAL YEAR 2018-2019

The Department's Fiscal Year 2018-2019 Requested Budget represents an overall increase of \$183,068 in expenditures, and an increase of \$183,068 in revenues, when compared to the Fiscal Year 2017-2018 Board Approved Budget. As a result, the Requested Net County Cost is increased by \$0.

Personnel Costs decreased by \$45,806 compared to the Fiscal Year 2017-2018 Board Approved Budget, due to decrease in 1.87 FTE.

Revenues

4411 (STATE MOTOR VEHICLE IN LIEU TX) increased by \$14,680: increase in base realignment; **4420** (SOCIAL SERVICE REALIGNMENT) increased by \$35,535: increase due to one time only expenses; **4421** (STATE PUBLIC ASSIST ADMIN) increased by \$62,588: projected increase in Medi-Cal administration allocation; **4460** (REALIGNMENT - 2011) increased by \$67,649: increase in base realignment; **4499** (STATE OTHER) increased by \$2,616: increase in projected allocation.

Personnel

The Department's Requested Budget represents a decrease in the number of fulltime equivalent (FTE) positions that are supported by this budget.

There is a 1.87 FTE decrease. See attached HHS Personnel Shift table. We are requesting to delete the Case Reviewer position. This includes changes in staffing percents and moving the office clerks into the WIOA program. In our fiscal office, we are requesting to delete 2 office tech positions and add one Administrative Analyst position. A higher level of staff is needed to devote time to track realignment trends and changes, increase efficiency in quarterly claiming and develop department wide budget tracking and monitoring tools.

Services & Supplies

5122 (CELL PHONES) increased by \$20: projected expenses after reviewing 17/18 expenses; **5232** (OFFICE & OTHER EQUIP < \$5,000) decreased by \$4,300: projected expenses after reviewing 17/18 expenses; **5260** (HEALTH - EMPLOYEE PHYSICALS) increased by \$1,000: projected expenses after reviewing 17/18 expenses; **5263** (ADVERTISING) decreased by \$4,000: projected expenses after reviewing 17/18 expenses; **5265** (PROFESSIONAL & SPECIAL SERVICE) increased by \$44,406: increase due to one time only expenses including Risk Management ADA and Safety recommendations; **5291** (OFFICE, SPACE & SITE RENTAL) decreased by \$5,904: projected expenses after reviewing 17/18 expenses; **5311** (GENERAL OPERATING EXPENSE) increased by \$10,377: projected expenses after reviewing 17/18 expenses including one time only expense for Risk Management ADA and Safety recommendations; **5331** (TRAVEL EXPENSE) decreased by \$5,047: projected expenses after reviewing 17/18 expenses.

Support & Care of Persons

5501 (SUPPORT & CARE OF PERSONS) increased by \$10,000: projected inflator of IHSS MOE.

Fixed Assets

(There are no changes in this object category from the previous fiscal year.)

FISCAL YEAR 2018-2019 REDUCTION IMPACTS TO BASE BUDGET

There is a projected one time increase in our allocation for Medi-Cal Administration. Other Social Service funding allocations are not expected to see any major growth, although there may be some additional funds related to the Continuum of Care implementation and Resource Family Approval.

FISCAL YEAR 2018-2019 STATE/FEDERAL FUNDING SUMMARY

With the reversion of IHSS from the State to the counties, each county will experience An increase in costs through the maintenance of effort that was implemented as of July 1, 2017. The MOE methodology includes an annual inflator of 5% for the first year, rising to 7% annually thereafter, with a mechanism to reduce or suspend the inflator in years with no or very limited realignment growth. While the State has worked with counties to mitigate the impact by redirecting Vehicle License Fee (VLF) growth and sales tax growth from health and mental health sub-accounts to social services (100% of VLF growth redirected 3 years and 50% the following 2 years); a general fund contribution of \$400 million in FY17/18, \$330 million in FY18/19, \$200 million in FY 19/20 and \$150 million thereafter; and CMSP growth revenue will be redirected only to CMSP counties. Given higher than projected sales tax and VLF revenues during the most recent year combined with the mitigation agreements will help to reduce the impact to the county, as they decrease over time, the burden of the MOE on the County will begin to impact funding of other Social Services programs, as the costs become increasingly unsustainable within the funding methodology.

There will be an increase in our allocation for Medi-Cal Administration. Other Social Service funding allocations are not expected to see any major growth, although there may be some additional funds related to the Continuum of Care implementation and Resource Family Approval.

FISCAL YEAR 2018-2019 REGULATORY COMPLIANCE SUMMARY

Counties may contract with other counties/State for operation & maintenance of public social services (WIC 1053), but are mandated to provide Adult Protective Services & Child Protective Services (WIC 13004 & 16500). We currently have a MOU with Kern County Child Welfare Adoptions staff to manage Inyo's public adoptions.

MAJOR POLICY CONSIDERATIONS BEING REQUESTED

1) With the implementation of the Federal Families First Act, there is some potential for Title IVE funds to be used for some limited defined prevention services if the State opts in to this part of the Act, but will be subject to the funding requirements for placements as newly defined by the Act. As with state efforts through CCR, the Act provides additional requirements around placement in congregate care settings, establishing Qualified Residential Treatment Programs (QRTPs), which while mirroring the States, Short Term Residential Treatment Programs (STRTPs), have additional requirements attached for placements to be funded by Title IVE funding.

2) The Department, in coordination with Information Services, will be exploring a vendor to convert child welfare paper-based documents, currently housed in two storage units, as well as approximately 10 5-drawer filing cabinets, to an imaged and electronically stored system. The Department will be identifying resources to cover this anticipated one-time cost investment and bring forth a budget amendment during the fiscal year. This is hoped to also establish a platform within the county for other departments to transition to paperless systems without incurring the costs associated for initial set-up. There may be a potential annual usage/licensing fee that could be incurred in future if the vendor has a data harvesting tool that would meet the security criteria for interface with the child welfare data management system.

COUNTY OF INYO

BUD002A - BUDGET REQUESTS

RUNDATE: 06/30/2018 TODAY'S DATE: 08/09/2018

FOR FISCAL YEARS: 07/01/2016 - 06/30/19

	YTD ACTUALS 06/30/2017	BOARD APPROVED 06/30/2018	WORKING BUDGET 06/30/2018	YTD ACTUALS 06/30/2018	DEPT REQUESTED 06/30/2019	CAO RECOMM 06/30/2019	BOARD APPROVED 06/30/2019
BUDGET UNIT: 055800 SOCIAL SERVICES - GENERAL							
FUND: 0001 GENERAL FUND							
REVENUES:							
4411 - STATE MOTOR VEHICLE IN LIEU TX	\$76,661	\$76,662	\$87,867	\$108,664	\$91,342	\$91,342	\$0
4420 - SOCIAL SERVICE REALIGNMENT	\$492,116	\$851,895	\$840,690	\$472,371	\$887,430	\$887,430	\$0
4421 - STATE PUBLIC ASSIST ADMIN	\$2,371,421	\$2,447,453	\$2,594,299	\$2,474,044	\$2,510,041	\$2,510,041	\$0
4460 - REALIGNMENT - 2011	\$358,333	\$1,416,352	\$1,413,736	\$12,209	\$1,484,001	\$1,484,001	\$0
4499 - STATE OTHER	\$2,131	\$2,131	\$4,747	\$4,747	\$4,747	\$4,747	\$0
4501 - FEDERAL PUBLIC ASSISTANCE ADMN	\$2,065,096	\$1,821,000	\$1,821,000	\$1,862,973	\$1,821,000	\$1,821,000	\$0
AID FROM OTHER GOVT AGENCIES	\$5,363,838	\$6,615,493	\$6,762,339	\$4,935,009	\$6,798,561	\$6,798,561	\$0
4821 - INTRA COUNTY CHARGES	\$160	\$0	\$0	\$0	\$0	\$0	\$0
CHARGES FOR CURRENT SERVICES	\$160	\$0	\$0	\$0	\$0	\$0	\$0
4998 - OPERATING TRANSFERS IN	\$51,767	\$0	\$0	\$28	\$0	\$0	\$0
OTHER FINANCING SOURCES	\$51,767	\$0	\$0	\$28	\$0	\$0	\$0
4951 - DONATIONS	\$119	\$0	\$0	\$0	\$0	\$0	\$0
4959 - MISCELLANEOUS REVENUE	\$23	\$0	\$0	\$0	\$0	\$0	\$0
4999 - PRIOR YEARS REIMBURSEMENTS	\$0	\$0	\$73	\$73	\$0	\$0	\$0
OTHER REVENUE	\$143	\$0	\$73	\$73	\$0	\$0	\$0
TOTAL REVENUES:	\$5,415,909	\$6,615,493	\$6,762,412	\$4,935,110	\$6,798,561	\$6,798,561	\$0
EXPENSES:							
5001 - SALARIED EMPLOYEES	\$2,164,719	\$2,548,313	\$2,548,313	\$1,955,085	\$2,537,060	\$2,537,060	\$0
5003 - OVERTIME	\$78,927	\$87,199	\$87,199	\$74,064	\$87,199	\$87,199	\$0
5004 - STANDBY TIME	\$25,816	\$42,250	\$42,250	\$35,336	\$42,250	\$42,250	\$0
5012 - PART TIME EMPLOYEES	\$87,068	\$118,567	\$118,567	\$91,970	\$75,319	\$75,319	\$0
5021 - RETIREMENT & SOCIAL SECURITY	\$178,451	\$207,458	\$207,458	\$163,806	\$205,827	\$205,827	\$0
5022 - PERS RETIREMENT	\$513,502	\$334,142	\$334,142	\$252,971	\$318,068	\$318,068	\$0
5024 - RETIREMENT-UNFUNDED LIAB	\$0	\$383,797	\$383,797	\$383,797	\$477,209	\$477,209	\$0
5025 - RETIREE HEALTH BENEFITS	\$138,830	\$166,730	\$166,730	\$138,234	\$132,305	\$132,305	\$0
5031 - MEDICAL INSURANCE	\$444,191	\$546,256	\$522,119	\$404,042	\$512,409	\$512,409	\$0
5032 - DISABILITY INSURANCE	\$19,981	\$26,205	\$26,205	\$19,726	\$26,573	\$26,573	\$0
5034 - EDUCATION REIMBURSEMENT	\$350	\$700	\$700	\$0	\$700	\$700	\$0

COUNTY OF INYO

BUD002A - BUDGET REQUESTS

RUNDATE: 06/30/2018 TODAY'S DATE: 08/09/2018

FOR FISCAL YEARS: 07/01/2016 - 06/30/19

	YTD ACTUALS 06/30/2017	BOARD APPROVED 06/30/2018	WORKING BUDGET 06/30/2018	YTD ACTUALS 06/30/2018	DEPT REQUESTED 06/30/2019	CAO RECOMM 06/30/2019	BOARD APPROVED 06/30/2019
5042 - SICK LEAVE BUY OUT	\$8,767	\$5,706	\$5,706	\$4,494	\$5,631	\$5,631	\$0
5043 - OTHER BENEFITS	\$72,244	\$48,852	\$72,989	\$67,029	\$49,819	\$49,819	\$0
SALARIES & BENEFITS	\$3,732,852	\$4,516,175	\$4,516,175	\$3,590,558	\$4,470,369	\$4,470,369	\$0
5122 - CELL PHONES	\$2,200	\$1,500	\$1,850	\$2,042	\$1,520	\$1,520	\$0
5154 - UNEMPLOYMENT INSURANCE	\$0	\$5,000	\$9,600	\$11,700	\$5,000	\$5,000	\$0
5232 - OFFICE & OTHER EQUIP < \$5,000	\$66,136	\$28,050	\$30,044	\$27,745	\$23,750	\$23,750	\$0
5260 - HEALTH - EMPLOYEE PHYSICALS	\$6,835	\$3,000	\$14,400	\$7,625	\$4,000	\$4,000	\$0
5263 - ADVERTISING	\$2,198	\$9,000	\$6,660	\$228	\$5,000	\$5,000	\$0
5265 - PROFESSIONAL & SPECIAL SERVICE	\$298,994	\$405,000	\$470,866	\$303,135	\$449,406	\$449,406	\$0
5291 - OFFICE, SPACE & SITE RENTAL	\$139,565	\$157,217	\$170,768	\$157,403	\$151,313	\$151,313	\$0
5311 - GENERAL OPERATING EXPENSE	\$82,993	\$74,000	\$122,619	\$113,746	\$84,377	\$84,377	\$0
5331 - TRAVEL EXPENSE	\$55,719	\$58,595	\$72,595	\$71,639	\$53,548	\$53,548	\$0
5351 - UTILITIES	\$23,880	\$69,450	\$59,450	\$16,302	\$69,450	\$69,450	\$0
SERVICES & SUPPLIES	\$678,524	\$810,812	\$958,852	\$711,568	\$847,364	\$847,364	\$0
5121 - INTERNAL CHARGES	\$233,258	\$258,371	\$258,371	\$246,521	\$260,534	\$260,534	\$0
5123 - TECH REFRESH EXPENSE	\$45,507	\$47,410	\$47,410	\$47,410	\$46,682	\$46,682	\$0
5128 - INTERNAL SHREDDING CHARGES	\$144	\$150	\$150	\$150	\$150	\$150	\$0
5129 - INTERNAL COPY CHARGES (NON-IS)	\$21,535	\$15,886	\$18,440	\$28,993	\$27,660	\$27,660	\$0
5152 - WORKERS COMPENSATION	\$59,644	\$93,291	\$96,291	\$93,291	\$85,241	\$85,241	\$0
5155 - PUBLIC LIABILITY INSURANCE	\$137,823	\$154,467	\$154,467	\$154,467	\$144,732	\$144,732	\$0
5315 - COUNTY COST PLAN	\$182,060	\$356,618	\$356,618	\$356,618	\$566,924	\$566,924	\$0
5333 - MOTOR POOL	\$91,633	\$86,000	\$81,000	\$78,181	\$62,716	\$62,716	\$0
INTERNAL CHARGES	\$771,605	\$1,012,193	\$1,012,747	\$1,005,632	\$1,194,639	\$1,194,639	\$0
5501 - SUPPORT & CARE OF PERSONS	\$410,625	\$423,089	\$488,115	\$408,138	\$433,089	\$433,089	\$0
OTHER CHARGES	\$410,625	\$423,089	\$488,115	\$408,138	\$433,089	\$433,089	\$0
5801 - OPERATING TRANSFERS OUT	\$1,834	\$4,084	\$4,084	\$4,084	\$3,960	\$3,960	\$0
OTHER FINANCING USES	\$1,834	\$4,084	\$4,084	\$4,084	\$3,960	\$3,960	\$0
TOTAL EXPENSES:	\$5,595,442	\$6,766,353	\$6,979,973	\$5,719,982	\$6,949,421	\$6,949,421	\$0
BUDGET UNIT: 055800 SOCIAL SERVICES - GENERAL	(\$179,533)	(\$150,860)	(\$217,561)	(\$784,871)	(\$150,860)	(\$150,860)	\$0

SUBSTANCE USE DISORDERS

045315

DEPARTMENTAL FUNCTIONS

This program provides prevention, outreach, individual and group counseling, and case management services to people at risk of, or currently involved with, illegal drugs or addictions to alcohol or legal drugs. While the courts and/or Probation refer most clients in the counseling and case management program, any community resident may walk in and receive an intake assessment and/or referrals and guidance to connect with appropriate substance abuse services in the community.

MAJOR ACCOMPLISHMENTS IN FISCAL YEAR 2017-2018

- **PREVENTION CHILDREN/YOUTH:** Through ongoing recruitment and targeted referral, matched 12 adult mentors with youth through the Inyo County Mentor Program and new Lunch Pal Program at Bishop Elementary and Home Street Middle School. Collaborated with Probation and Behavioral Health to organize an Outdoor Program consisting of 13 outings and activities for 45 high-risk children (unduplicated) and 3 parents. Examples of outings include hikes, bighorn sheep sighting, and photography. Also provided education, including collaborating with Probation and community partners to conduct a Drunk and Distracted Driving Prevention Mock Car Crash and school assembly at Lone Pine High School, reaching 84 students. Assisted Bishop Youth Coalition students in presenting marijuana prevention information to 500 students at Home Street Middle School.
- **PREVENTION INTERVENTION:** Participated in the Addictions Taskforce, launching the pilot mail back program to offer residents a convenient and safe way to dispose of prescription medications.
- **PREVENTION AGING POPULATION:** Provided wellness activities for 74 older adults (unduplicated) at 22 events at Bishop Senior Center, Lone Pine Senior Center, and Bishop Elders Program. Coordinated training for 13 HHS and community partner staff in the Wellness Initiative Senior Education (WISE) evidence-based prevention curriculum.
- **COMMUNITY TREATMENT:** Provided assessment and intensive treatment services to Drug Court and Substance Abuse Crime Prevention Act (SACPA) participants as well as other criminal justice-referred clients in both north and south county. Drug Court at capacity of 12 for much of the year with additional 6-8 SACPA participants and another 10 probationers. Perinatal services provided with additional focus on trauma to a group of 3-6 women. Provided assessments for level of care to 71 persons. Assisted 3 Rehabilitation Specialists to successfully complete their University of Pacifica practicum hours.
- **INMATE TREATMENT:** Substance Use Disorders (SUD) services were provided to jail inmates including assessment and counseling, averaging 6 to 10 hours weekly. Worked with the corrections staff, Re-entry Coordinator and Jail Nurse to provide coordinated care while in custody and providing a recommendation for treatment before an inmate is released providing a smooth transition.

GOALS FOR FISCAL YEAR 2018-2019

- Recruit 20-40 older adults in multiple settings to participate in the WISE Program and increase their knowledge of prescription medication misuse and healthier choices.
- Recruit 15 adult volunteer mentors each school year and expand the Mentor Program to the southern part of the county. Continue to coordinate and collaborate with other County and community programs to provide a continuum of prevention services for the public.

- Enhance the treatment offerings to at least 10 parenting women in addiction and their children through coordinated efforts with the Child and Family team and Child Welfare, ensuring co-occurring disorders are identified and treated.
- Ensure the Drug Medi-Cal array of services through the active recruitment and hiring of an Addiction Supervisor or a Licensed Addictions Supervisor.

DEPARTMENTAL BUDGET REQUEST FOR FISCAL YEAR 2018-2019

The Department's Fiscal Year 2018-2019 Requested Budget represents an overall increase of \$95,516 in expenditures, and an increase of \$95,516 in revenues, when compared to the Fiscal Year 2017-2018 Board Approved Budget. As a result, the Requested Net County Cost is increased by \$0.

Personnel Costs increased by \$77,244 compared to the Fiscal Year 2017-2018 Board Approved Budget, due to increase in FTE and projected employee salary and benefit increases.

Revenues

4301 (INTEREST FROM TREASURY) increased by \$500: projected revenue after reviewing 17/18 revenues; **4460** (REALIGNMENT - 2011) increased by \$50,324: projected revenue after reviewing 17/18 revenues; **4552** (FEDERAL OTHER) increased by \$44,692: Use of monies that were not spent in prior years that needs to be spent.

Personnel

The Department's Requested Budget represents an increase in the number of fulltime equivalent (FTE) positions that are supported by this budget.

There is a .40 FTE increase. See attached HHS Personnel Shift table.

Projected employee salary and benefit increases. We requested permission from the Board of Supervisors in June to recruit for a licensed supervisor to oversee the Drinking Driver Program and Substance Use Disorder programs. We also added a percentage of a Prevention Specialist into this program. These resulted in an increase in personnel costs.

The Department is requesting to add one full-time Dietician at Range 74 to provide dietician services to WIC, increased CHDP time for obesity prevention and increased services to ESAAA, including direct supervisory oversight to ESAAA programs. This will support the Department's succession planning, as the current WIC Manager, who is also a dietician, has indicated she will retire in the upcoming fiscal year. The Department would request to delete the WIC Program Manager (Range 74) and replace with a Prevention Manager (Range 74) upon her retirement and until that time, would have the position assume oversight of other prevention programs. With the State's requirement for the Tobacco program to dedicate one full time Tobacco Director, this has had an impact on the management oversight of our other prevention services. With the WIC Program Manager not providing dietician duties, the position could be assigned management oversight of SUD prevention programs, as well as general Tobacco oversight.

Services & Supplies

5260 (HEALTH - EMPLOYEE PHYSICALS) increased by \$700: projected expenses after reviewing 17/18 expenses; **5263** (ADVERTISING) decreased by \$3,000: projected expenses after reviewing 17/18 expenses;

5265 (PROFESSIONAL & SPECIAL SERVICE) increased by \$20,558: adding contract for out of the area specialty treatment facility; **5291** (OFFICE, SPACE & SITE RENTAL) increased by \$1,105: projected expenses after reviewing 17/18 expenses; **5311** (GENERAL OPERATING EXPENSE) decreased by \$4,835: projected expenses after reviewing 17/18 expenses; **5331** (TRAVEL EXPENSE) decreased by \$684: projected expenses after reviewing 17/18 expenses; **5351** (UTILITIES) decreased by \$2,000: projected expenses after reviewing 17/18 expenses.

Support & Care of Persons

(There are no changes in this object category from the previous fiscal year.)

Fixed Assets

(There are no changes in this object category from the previous fiscal year.)

FISCAL YEAR 2018-2019 REDUCTION IMPACTS TO BASE BUDGET

None

FISCAL YEAR 2018-2019 STATE/FEDERAL FUNDING SUMMARY

Federal funds have been stable and Drug Medi-Cal is contingent upon access of program by eligible clients participating in eligible services.

FISCAL YEAR 2018-2019 REGULATORY COMPLIANCE SUMMARY

All treatment services must comply with Medi-Cal and Federal Register requirements. Drug Medi-Cal requirements regarding required treatment modalities are being applied as standard for all counties and include the county either providing directly or through contract Perinatal Residential Treatment, Outpatient and Intensive Outpatient Services, Naltrexone Treatment, and Narcotic Replacement Therapy (Medication Assisted Treatment). Some services will require contracts out of the area (e.g. Residential Treatment) and some may require local capacity building to provide through contracts locally in order to ensure cost effectiveness.

MAJOR POLICY CONSIDERATIONS BEING REQUESTED

The Department is requesting to add one full-time Dietician at Range 74 to provide dietician services to WIC, increased CHDP time for obesity prevention and increased services to ESAAA, including direct supervisory oversight to ESAAA programs. This will support the Department's succession planning, as the current WIC Manager, who is also a dietician, has indicated she will retire in the upcoming fiscal year. The Department would request to delete the WIC Program Manager (Range 74) and replace with a Prevention Manager (Range 74) upon her retirement and until that time, would have the position assume oversight of other prevention programs. With the State's requirement for the Tobacco program to dedicate one full time Tobacco Director, this has had an impact on the management oversight of our other prevention services. With the WIC Program Manager not providing dietician duties, the position could be assigned management oversight of SUD prevention programs, as well as general Tobacco oversight.

COUNTY OF INYO

BUD002A - BUDGET REQUESTS

RUNDATE: 06/30/2018 TODAY'S DATE: 08/09/2018

FOR FISCAL YEARS: 07/01/2016 - 06/30/19

	YTD ACTUALS 06/30/2017	BOARD APPROVED 06/30/2018	WORKING BUDGET 06/30/2018	YTD ACTUALS 06/30/2018	DEPT REQUESTED 06/30/2019	CAO RECOMM 06/30/2019	BOARD APPROVED 06/30/2019
5232 - OFFICE & OTHER EQUIP < \$5,000	\$6,064	\$0	\$778	\$799	\$0	\$0	\$0
5260 - HEALTH - EMPLOYEE PHYSICALS	\$1,400	\$300	\$2,600	\$2,373	\$1,000	\$1,000	\$0
5263 - ADVERTISING	\$4,778	\$5,000	\$5,000	\$2,580	\$2,000	\$2,000	\$0
5265 - PROFESSIONAL & SPECIAL SERVICE	\$545	\$25,442	\$39,942	\$716	\$46,000	\$46,000	\$0
5291 - OFFICE, SPACE & SITE RENTAL	\$11,613	\$9,464	\$9,464	\$9,120	\$10,569	\$10,569	\$0
5311 - GENERAL OPERATING EXPENSE	\$12,370	\$20,800	\$22,700	\$19,084	\$15,965	\$15,965	\$0
5331 - TRAVEL EXPENSE	\$1,844	\$6,561	\$7,000	\$6,281	\$5,877	\$5,877	\$0
5351 - UTILITIES	\$5,906	\$6,100	\$5,122	\$5,173	\$4,100	\$4,100	\$0
5499 - PRIOR YEAR REFUNDS	\$6,470	\$0	\$0	\$0	\$0	\$0	\$0
SERVICES & SUPPLIES	\$51,057	\$73,667	\$92,606	\$46,131	\$85,511	\$85,511	\$0
5121 - INTERNAL CHARGES	\$7,643	\$6,500	\$4,844	\$5,131	\$5,000	\$5,000	\$0
5123 - TECH REFRESH EXPENSE	\$2,955	\$3,339	\$3,339	\$3,339	\$3,433	\$3,433	\$0
5124 - EXTERNAL CHARGES	\$31,897	\$6,760	\$40,000	\$6,325	\$0	\$0	\$0
5129 - INTERNAL COPY CHARGES (NON-IS)	\$2,225	\$1,450	\$1,450	\$1,711	\$3,175	\$3,175	\$0
5152 - WORKERS COMPENSATION	\$3,399	\$4,217	\$4,217	\$4,217	\$3,646	\$3,646	\$0
5155 - PUBLIC LIABILITY INSURANCE	\$2,653	\$3,093	\$3,093	\$3,093	\$3,092	\$3,092	\$0
5315 - COUNTY COST PLAN	\$18,543	\$36,844	\$36,844	\$36,843	\$50,830	\$50,830	\$0
5333 - MOTOR POOL	\$5,297	\$5,044	\$4,000	\$3,630	\$4,484	\$4,484	\$0
INTERNAL CHARGES	\$74,614	\$67,247	\$97,787	\$64,291	\$73,660	\$73,660	\$0
5801 - OPERATING TRANSFERS OUT	\$0	\$155	\$155	\$155	\$170	\$170	\$0
OTHER FINANCING USES	\$0	\$155	\$155	\$155	\$170	\$170	\$0
TOTAL EXPENSES:	\$508,001	\$696,551	\$721,603	\$513,854	\$792,067	\$792,067	\$0
BUDGET UNIT: 045315 SUBSTANCE USE DISORDERS	\$9,280	\$0	\$0	\$174,230	\$0	\$0	\$0

TANF (AFDC)

056300

DEPARTMENTAL FUNCTIONS

Temporary Assistance for Needy Families (TANF) is a federal entitlement program to help move public welfare recipients into work and turn welfare into a program of temporary assistance. Under the welfare reform legislation of 1996, TANF replaced the old welfare programs known as the Aid to Families with Dependent Children (AFDC) program, the Job Opportunities and Basic Skills Training (JOBS) program, and the Emergency Assistance (EA) program. These funds cover only cash benefits targeted to needy families. California's version of TANF is called CalWORKs. Eligibility for TANF/CalWORKs is determined by employees in the Social Services budget, and employment services are provided through Social Services, as well. This budget pays only for the cash assistance grants to the eligible needy families.

MAJOR ACCOMPLISHMENTS IN FISCAL YEAR 2017-2018

- Maintained cash benefits to eligible families in compliance with federal and state regulations. The average unduplicated client count for the first three (3) quarters of FY 2017-2018, July 1, 2017 - March 31, 2018 is approximately ninety (90) families, with the highest number occurring in the 3rd quarter of the FY showing a steady increase.
- Processed two hundred (200) applications for assistance for the period of July 1, 2017 through March 31, 2018, as well as renewals for continuing clients.
- Provided increased front end supports in an effort to reduce and/or eliminate the need for cash assistance, including implementing an enhanced Work Readiness training program.
- Monitored, on a regular basis, the internal checks and balances around the issuance of these cash benefits and made adjustments as needed to tighten internal controls. Monitored caseload numbers over time with previous caseloads numbers ranging from a point in time of April 1 with numbers showing a caseload of 112 in 2013, 87 in 2014, 87 in 2015, 91 in 2016, 106 in 2017 and a slight decrease to 95 in 2018 (but may increase once late renewals are completed).

GOALS FOR FISCAL YEAR 2018-2019

- Continue to provide accurate and timely benefits to eligible families, following the federal and state laws and regulations.

DEPARTMENTAL BUDGET REQUEST FOR FISCAL YEAR 2018-2019

The Department's Fiscal Year 2018-2019 Requested Budget represents an overall increase of \$0 in expenditures, and an increase of \$0 in revenues, when compared to the Fiscal Year 2017-2018 Board Approved Budget. As a result, the Requested Net County Cost is increased by \$0.

Personnel Costs did not change compared to the Fiscal Year 2017-2018 Board Approved Budget.

Revenues

4425 (AID FAMILY DEPENDENT CHILDREN) decreased by \$75,000: driven by client eligibility. Seeing an increase in Federally eligible clients; **4511** (FEDERAL AID TO FAMILY W/ CHILD) increased by \$75,000: driven by client eligibility. Seeing an increase in Federally eligible clients.

Personnel

The Department's Requested Budget represents no change in the number of fulltime equivalent (FTE) positions that are supported by this budget.

There are no staff in this budget.

Services & Supplies

(There are no changes in this object category from the previous fiscal year.)

Support & Care of Persons

(There are no changes in this object category from the previous fiscal year.)

Fixed Assets

(There are no changes in this object category from the previous fiscal year.)

FISCAL YEAR 2018-2019 REDUCTION IMPACTS TO BASE BUDGET

None

FISCAL YEAR 2018-2019 STATE/FEDERAL FUNDING SUMMARY

State funding was realigned in 2011. No known Federal impacts at this time.

FISCAL YEAR 2018-2019 REGULATORY COMPLIANCE SUMMARY

The Welfare and Institutions Code 10532 states that each county shall develop a plan to deliver the full range of services to CalWORKs recipients.

MAJOR POLICY CONSIDERATIONS BEING REQUESTED

None

COUNTY OF INYO

BUD002A - BUDGET REQUESTS

RUNDATE: 06/30/2018 TODAY'S DATE: 08/09/2018

FOR FISCAL YEARS: 07/01/2016 - 06/30/19

	YTD ACTUALS 06/30/2017	BOARD APPROVED 06/30/2018	WORKING BUDGET 06/30/2018	YTD ACTUALS 06/30/2018	DEPT REQUESTED 06/30/2019	CAO RECOMM 06/30/2019	BOARD APPROVED 06/30/2019
BUDGET UNIT: 056300 TANF (AFDC)							
FUND: 0001 GENERAL FUND							
REVENUES:							
4420 - SOCIAL SERVICE REALIGNMENT	\$50,151	\$25,000	\$25,000	\$13,324	\$25,000	\$25,000	\$0
4425 - AID FAMILY DEPENDENT CHILDREN	\$475,448	\$600,000	\$597,328	\$303,363	\$525,000	\$525,000	\$0
4511 - FEDERAL AID TO FAMILY W/ CHILD	\$107,393	\$100,000	\$100,000	\$195,835	\$175,000	\$175,000	\$0
AID FROM OTHER GOVT AGENCIES	\$632,993	\$725,000	\$722,328	\$512,522	\$725,000	\$725,000	\$0
4955 - FAMILY SUPPORT REPAYMENT	\$4,481	\$0	\$2,672	\$4,323	\$0	\$0	\$0
OTHER REVENUE	\$4,481	\$0	\$2,672	\$4,323	\$0	\$0	\$0
TOTAL REVENUES:	\$637,474	\$725,000	\$725,000	\$516,846	\$725,000	\$725,000	\$0
EXPENSES:							
5311 - GENERAL OPERATING EXPENSE	\$525	\$0	\$0	\$0	\$0	\$0	\$0
SERVICES & SUPPLIES	\$525	\$0	\$0	\$0	\$0	\$0	\$0
5501 - SUPPORT & CARE OF PERSONS	\$636,948	\$725,000	\$725,000	\$699,577	\$725,000	\$725,000	\$0
OTHER CHARGES	\$636,948	\$725,000	\$725,000	\$699,577	\$725,000	\$725,000	\$0
TOTAL EXPENSES:	\$637,474	\$725,000	\$725,000	\$699,577	\$725,000	\$725,000	\$0
BUDGET UNIT: 056300 TANF (AFDC)	\$0	\$0	\$0	(\$182,731)	\$0	\$0	\$0

TOBACCO TAX GRANT 17-20 640317

DEPARTMENTAL FUNCTIONS

The primary mission of the Tobacco Control Program is to inform and educate the general public on the dangers of tobacco use and abuse, to promote healthy lifestyles for individuals and families, and to decrease exposure to the hazards of secondhand smoke. In addition, the Tobacco Control Program attempts to create movement towards social norms change with organizations, businesses, and local governments. Finally, the program has a goal of updating the general public on the topic of tobacco and conducts prevention community education regarding alcohol, marijuana, and other drugs.

MAJOR ACCOMPLISHMENTS IN FISCAL YEAR 2017-2018

- Collaborated with Behavioral Health to provide 4 tobacco cessation presentations and offer cessation resources to a total of 52 DUI class participants. Funded training for 3 HHS staff, 2 Tobacco Control staff and 1 Behavioral Health staff, in the Freedom from Smoking evidence-based cessation program.
- Collaborated with Probation and Behavioral Health to invite high-risk youth to participate in Youth Coalition community service and mentoring opportunities in Lone Pine and Bishop. Examples of opportunities included attending a Mentor Program activity, bowling, with younger students in Bishop and helping with a Chess Tournament in Lone Pine.
- With youth input, placed 77 radio ads during smoke-free fair days and other times throughout the year to raise community awareness of flavored tobacco products and the impact on youth. Collaborated with Mono County Tobacco Control to place billboard advertising.
- Conducted a total of 40 Youth Coalition meetings in Bishop and Lone Pine. Along with youth, presented information on the harms of vaping at Home Street Middle School and Big Pine Elementary School. Coordinated a trip to Youth Quest, an educational event at the state capitol, for 4 students and 2 parents. Conducted 2 parent workshops in Bishop and Lone Pine to engage parents in youth initiatives and educate parents on prevention topics.
- Recruited a total of 11 adults to participate in the Adult Coalition to work on community education and tobacco prevention.

GOALS FOR FISCAL YEAR 2018-2019

- Collaborate with local law enforcement to conduct a Young Adult Tobacco Purchase Survey.
- Collaborate with Adult Coalition members to coordinate a first-ever Youth Summit, inviting students from across the county to participate and providing prevention information and leadership skills development for students.
- Collaborate with Adult and Youth Coalition members to organize a prevention outreach event in the southern part of the county.
- Recruit 5-10 people to participate in evidence-based tobacco cessation courses and provide positive reinforcements for participants completing the course.
- Continue to coordinate and collaborate with other County Departments and community programs to provide a continuum of prevention services for the public.

DEPARTMENTAL BUDGET REQUEST FOR FISCAL YEAR 2018-2019

The Department's Fiscal Year 2018-2019 Requested Budget represents an overall increase of \$86,331 in expenditures, and an increase of \$0 in revenues, when compared to the Fiscal Year 2017-2018 Board Approved Budget. As a result, the Requested Net County Cost is increased by \$86,331.

Personnel Costs increased by \$98,620 compared to the Fiscal Year 2017-2018 Board Approved Budget, due to increase in FTE and projected employee salary and benefit increases.

Revenues

(There are no changes in this object category from the previous fiscal year.)

Personnel

The Department's Requested Budget represents an increase in the number of fulltime equivalent (FTE) positions that are supported by this budget.

There is a .90 FTE increase. See attached HHS Personnel Shift table.

The Department is requesting to add one full-time Dietician at Range 74 to provide dietician services to WIC, increased CHDP time for obesity prevention and increased services to ESAAA, including direct supervisory oversight to ESAAA programs. This will support the Department's succession planning, as the current WIC Manager, who is also a dietician, has indicated she will retire in the upcoming fiscal year. The Department would request to delete the WIC Program Manager (Range 74) and replace with a Prevention Manager (Range 74) upon her retirement and until that time, would have the position assume oversight of other prevention programs. With the State's requirement for the Tobacco program to dedicate one full time Tobacco Director, this has had an impact on the management oversight of our other prevention services. With the WIC Program Manager not providing dietician duties, the position could be assigned management oversight of SUD prevention programs, as well as general Tobacco oversight.

In June, we requested authorization from the Board of Supervisors to re-class a Health & Human Services Specialist position in the Health budget to a Prevention Specialist that will work in the Tobacco grant to meet all the state requirements.

Services & Supplies

5263 (ADVERTISING) increased by \$14,000: projected expenses after reviewing 17/18 expenses. This includes a billboard in collaboration with Mono County; **5265** (PROFESSIONAL & SPECIAL SERVICE) increased by \$16,085: increase in subcontracting with community partners to meet State grant requirements; **5291** (OFFICE, SPACE & SITE RENTAL) decreased by \$212: projected expenses after reviewing 17/18 expenses; **5311** (GENERAL OPERATING EXPENSE) decreased by \$40,339: projected expenses after reviewing 17/18 expenses; **5331** (TRAVEL EXPENSE) increased by \$7,302: projected expenses after reviewing 17/18 expenses.

Support & Care of Persons

(There are no changes in this object category from the previous fiscal year.)

Fixed Assets

(There are no changes in this object category from the previous fiscal year.)

FISCAL YEAR 2018-2019 REDUCTION IMPACTS TO BASE BUDGET

None

FISCAL YEAR 2018-2019 STATE/FEDERAL FUNDING SUMMARY

State funded with tobacco taxes.

FISCAL YEAR 2018-2019 REGULATORY COMPLIANCE SUMMARY

The Health & Safety Code, Section 104400, states that each county health agency shall be the lead local agency for its county and have overall responsibility for the success of the Tobacco Program.

MAJOR POLICY CONSIDERATIONS BEING REQUESTED

The Department is requesting to add one full-time Dietician at Range 74 to provide dietician services to WIC, increased CHDP time for obesity prevention and increased services to ESAAA, including direct supervisory oversight to ESAAA programs. This will support the Department's succession planning, as the current WIC Manager, who is also a dietician, has indicated she will retire in the upcoming fiscal year. The Department would request to delete the WIC Program Manager (Range 74) and replace with a Prevention Manager (Range 74) upon her retirement and until that time, would have the position assume oversight of other prevention programs. With the State's requirement for the Tobacco program to dedicate one full time Tobacco Director, this has had an impact on the management oversight of our other prevention services. With the WIC Program Manager not providing dietician duties, the position could be assigned management oversight of SUD prevention programs, as well as general Tobacco oversight.

COUNTY OF INYO

BUD002A - BUDGET REQUESTS

RUNDATE: 06/30/2018 TODAY'S DATE: 08/09/2018

FOR FISCAL YEARS: 07/01/2016 - 06/30/19

	YTD ACTUALS 06/30/2017	BOARD APPROVED 06/30/2018	WORKING BUDGET 06/30/2018	YTD ACTUALS 06/30/2018	DEPT REQUESTED 06/30/2019	CAO RECOMM 06/30/2019	BOARD APPROVED 06/30/2019
BUDGET UNIT: 640317 TOBACCO TAX GRANT 17-20							
FUND: 6854 TOBACCO TAX GRANT 17-20							
REVENUES:							
4498 - STATE GRANTS	\$0	\$369,105	\$369,105	\$149,833	\$369,105	\$369,105	\$0
AID FROM OTHER GOVT AGENCIES	\$0	\$369,105	\$369,105	\$149,833	\$369,105	\$369,105	\$0
TOTAL REVENUES:	\$0	\$369,105	\$369,105	\$149,833	\$369,105	\$369,105	\$0
EXPENSES:							
5001 - SALARIED EMPLOYEES	\$347	\$72,245	\$72,245	\$69,891	\$143,080	\$143,080	\$0
5021 - RETIREMENT & SOCIAL SECURITY	\$0	\$5,823	\$5,823	\$5,587	\$11,641	\$11,641	\$0
5022 - PERS RETIREMENT	\$0	\$6,677	\$6,677	\$6,451	\$14,490	\$14,490	\$0
5024 - RETIREMENT-UNFUNDED LIAB	\$0	\$10,071	\$10,071	\$10,071	\$12,522	\$12,522	\$0
5031 - MEDICAL INSURANCE	\$0	\$7,983	\$7,310	\$6,629	\$15,322	\$15,322	\$0
5032 - DISABILITY INSURANCE	\$0	\$732	\$732	\$651	\$1,510	\$1,510	\$0
5042 - SICK LEAVE BUY OUT	\$0	\$996	\$996	\$0	\$0	\$0	\$0
5043 - OTHER BENEFITS	\$0	\$2,880	\$3,553	\$3,809	\$7,462	\$7,462	\$0
SALARIES & BENEFITS	\$347	\$107,407	\$107,407	\$103,091	\$206,027	\$206,027	\$0
5122 - CELL PHONES	\$0	\$0	\$500	\$142	\$0	\$0	\$0
5232 - OFFICE & OTHER EQUIP < \$5,000	\$0	\$0	\$0	\$33	\$0	\$0	\$0
5263 - ADVERTISING	\$0	\$5,000	\$25,000	\$2,772	\$19,000	\$19,000	\$0
5265 - PROFESSIONAL & SPECIAL SERVICE	\$0	\$41,600	\$112,812	\$1,186	\$57,685	\$57,685	\$0
5291 - OFFICE, SPACE & SITE RENTAL	\$0	\$7,525	\$9,525	\$5,321	\$7,313	\$7,313	\$0
5311 - GENERAL OPERATING EXPENSE	\$0	\$89,683	\$79,183	\$11,399	\$49,344	\$49,344	\$0
5331 - TRAVEL EXPENSE	\$0	\$6,722	\$10,000	\$6,942	\$14,024	\$14,024	\$0
5351 - UTILITIES	\$5	\$1,750	\$1,750	\$1,768	\$1,750	\$1,750	\$0
SERVICES & SUPPLIES	\$5	\$152,280	\$238,770	\$29,567	\$149,116	\$149,116	\$0
5121 - INTERNAL CHARGES	\$0	\$1,400	\$1,400	\$1,506	\$1,400	\$1,400	\$0
5129 - INTERNAL COPY CHARGES (NON-IS)	\$0	\$159	\$0	\$0	\$167	\$167	\$0
5152 - WORKERS COMPENSATION	\$0	\$1,143	\$1,143	\$1,143	\$1,005	\$1,005	\$0
5155 - PUBLIC LIABILITY INSURANCE	\$0	\$839	\$839	\$839	\$852	\$852	\$0
5315 - COUNTY COST PLAN	\$0	\$14,669	\$14,669	\$14,669	\$7,011	\$7,011	\$0
5333 - MOTOR POOL	\$0	\$4,826	\$4,826	\$2,371	\$3,470	\$3,470	\$0

COUNTY OF INYO

BUD002A - BUDGET REQUESTS

RUNDATE: 06/30/2018 TODAY'S DATE: 08/09/2018

FOR FISCAL YEARS: 07/01/2016 - 06/30/19

	YTD ACTUALS 06/30/2017	BOARD APPROVED 06/30/2018	WORKING BUDGET 06/30/2018	YTD ACTUALS 06/30/2018	DEPT REQUESTED 06/30/2019	CAO RECOMM 06/30/2019	BOARD APPROVED 06/30/2019
INTERNAL CHARGES	\$0	\$23,036	\$22,877	\$20,528	\$13,905	\$13,905	\$0
5801 - OPERATING TRANSFERS OUT	\$0	\$51	\$51	\$51	\$57	\$57	\$0
OTHER FINANCING USES	\$0	\$51	\$51	\$51	\$57	\$57	\$0
TOTAL EXPENSES:	<u>\$352</u>	<u>\$282,774</u>	<u>\$369,105</u>	<u>\$153,238</u>	<u>\$369,105</u>	<u>\$369,105</u>	<u>\$0</u>
BUDGET UNIT: 640317 TOBACCO TAX GRANT 17-20	(\$352)	\$86,331	\$0	(\$3,405)	\$0	\$0	\$0

WOMEN INFANTS & CHILDREN 17-18

641917

DEPARTMENTAL FUNCTIONS

This is a federally funded program, administered by the California Department of Public Health, with a goal of decreasing the risk of poor birth outcomes and improving participants' nutrition during the critical times of growth and development. Our County of Inyo Women Infant and Children (WIC) program is part of a coordinated effort to protect the health of low-income mothers and children through planned programs of nutrition education, breastfeeding promotion, medical care referrals, and provision of specific supplemental nutritious foods.

MAJOR ACCOMPLISHMENTS IN FISCAL YEAR 2017-2018

- **BREASTFEEDING PROMOTION** The number of formula-fed infants enrolled in Inyo County WIC continues to decline; rates of exclusively breastfeeding infants are at 22.6 % as of March 1, 2018 and continue to be significantly higher than the state averages. WIC partnered with Inyo County First 5 and Prevention Services to provide the 11th annual Breastfeeding Awareness Walk to honor breastfeeding Mom's during National Breastfeeding Awareness Month in August 2017 for WIC participants in both Bishop and Lone Pine.
- **BREASTFEEDING SUPPORT** Maintained electric breast pump loan program for WIC participants to help sustain exclusively breastfed infant rates. Maintained and promoted a breastfeeding warm-line for public access regarding questions and concerns related to breastfeeding to assist mother and baby in achieving a successful breastfeeding experience. Continued collaboration with Northern Inyo Hospital and Toiyabe WIC program to promote the Newborn Evaluation Support and Teaching (NEST) program and childbirth classes by providing manual breast pump incentive and breastfeeding knowledge to help assist Northern Inyo Hospital in maintaining its Certified Baby Friendly designation and empower, support and assists Inyo County mothers in successfully breastfeeding their baby for a minimum of 6 months.
- **COLLABORATION SERVICES** Through integration with HHS Public Health, First 5 and Prevention, WIC continues to benefit from the talent and support of 3 Prevention Specialists, 2 of whom have completed an intensive WIC Nutrition Assistant training certification program as of September 1, 2017. This collaboration amongst co-located programs provides convenient one stop services and ensures program continuity when a position becomes vacant.
- **IMPROVING ACCESS TO HEALTHFUL OPTIONS** Provided Local Vendor Liaison services by WIC Registered Dietitian to assigned WIC vendor markets. This includes conducting quarterly technical assistance (TA) and support visits to review updates on new bottled juice requirements to meet new RDA for Vitamin C. Introduced California WIC's new mobile website that participants can easily find their local WIC office, WIC grocer, WIC appointment, WIC Food List/Shopping guide and helps aide in WIC's Retention, Re-engagement and Recruitment project.
- **OBESITY PREVENTION** Contributed regularly to the Inyo County childhood obesity prevention work group, Team Inyo for Healthy Kids. Provided a professional perspective of a Registered Dietitian and nutrition education on cooking healthy in blog post titled "Healthy Recipe From Your Favorite R.D" on Team Inyo For Healthy Kids website. The Spinach and Strawberry Salad recipe provided gave WIC participants ideas of what fresh produce they could purchase with their fruit and vegetable food voucher to provide their family with healthy and nutritious meals.

GOALS FOR FISCAL YEAR 2018-2019

- Continue active participation in Team Inyo for Healthy Kids workgroup by providing nutrition education to Team Inyo for Healthy Kids website and other social media such as Facebook and the Blog on Team Inyo for Healthy Kids website. Continue participation in outreach events representing WIC and Team Inyo for Healthy Kids.
- Continue to provide local WIC vendors (e.g. Vons and Smart & Final) in Inyo County with a Local Vendor Liaison to communicate WIC program updates, policies, quarterly technical assistant visits and follow-up with the anticipated implementation of the new WIC Management Information Systems and the WIC Electronic Benefit Transfer system (WIC MIS EBT) for California to help maintain/enhance WIC participant caseload and provide excellent customer service to WIC participants.
- Continue collaboration with the Toiyabe WIC program, Inyo County First 5, Prevention Services and NIH NEST program specifically in the area of breastfeeding promotion, breastfeeding supplies and support to teens and at-risk, low-income parents in preparation of the 12th annual Breastfeeding Awareness Walk in August 2018 celebrating "Breastfeeding the Foundation of Life".
- Provide Certified WIC Nutrition Assistants with expanded and new current "Grow and Glow" breastfeeding training to provide staff with the knowledge, strategies, and skills they need to effectively promote and support breastfeeding to our WIC mothers. In addition to using the new training for WIC staff, it can also be used for provider and community partner training. In addition, offer Certified WIC Nutrition Assistants with Targeting Overfeeding Triggers in Toddlers (TOTT) training. The goal is to provide practical information to help WIC parents understand and anticipate normal toddler behavior and use appropriate feeding practices to continue to address and decrease childhood obesity.
- Complete process of cross-training newly hired Prevention Specialist as a Certified WIC Nutrition Assistant to enhance services to shared participants among co-located WIC, First 5 and Prevention Services programs.

DEPARTMENTAL BUDGET REQUEST FOR FISCAL YEAR 2018-2019

The Department's Fiscal Year 2018-2019 Requested Budget represents an overall decrease of \$1,665 in expenditures, and a decrease of \$1,665 in revenues, when compared to the Fiscal Year 2017-2018 Board Approved Budget. As a result, the Requested Net County Cost is increased by \$0.

Personnel Costs increased by \$670 compared to the Fiscal Year 2017-2018 Board Approved Budget, due to increase in FTE and projected employee salary and benefit increases.

Revenues

4430 (HEALTH REALIGNMENT) decreased by \$6,163: amount needed to cover Tech Refresh decreased; **4555** (FEDERAL GRANTS) increased by \$4,498: Monies from the allocation were remaining and allocated to this three month budget.

Personnel

The Department's Requested Budget represents an increase in the number of fulltime equivalent (FTE) positions that are supported by this budget.

There is a .20 FTE increase. See attached HHS Personnel Shift table.

The Department is requesting to add one part-time Dietician at Range 74 to provide dietician services to WIC, increased CHDP time for obesity prevention and increased services to ESAAA, including direct supervisory oversight to ESAAA programs. This will support the Department's succession planning, as the

current WIC Manager, who is also a dietician, has indicated she will retire in the upcoming fiscal year. The Department would request to delete the WIC Program Manager (Range 74) and replace with a Prevention Manager (Range 74) upon her retirement and until that time, would have the position assume oversight of other prevention programs. With the State's requirement for the Tobacco program to dedicate one full time Tobacco Director, this has had an impact on the management oversight of our other prevention services. With the WIC Program Manager not providing dietician duties, the position could be assigned management oversight of SUD prevention programs, as well as general Tobacco oversight.

Services & Supplies

5265 (PROFESSIONAL & SPECIAL SERVICE) increased by \$2,000: projected expenses after reviewing 17/18 expenses; **5291** (OFFICE, SPACE & SITE RENTAL) increased by \$850: projected expenses after reviewing 17/18 expenses; **5311** (GENERAL OPERATING EXPENSE) increased by \$3,502: projected expenses after reviewing 17/18 expenses; **5331** (TRAVEL EXPENSE) increased by \$845: projected expenses after reviewing 17/18 expenses.

Support & Care of Persons

(There are no changes in this object category from the previous fiscal year.)

Fixed Assets

(There are no changes in this object category from the previous fiscal year.)

FISCAL YEAR 2018-2019 REDUCTION IMPACTS TO BASE BUDGET

None

FISCAL YEAR 2018-2019 STATE/FEDERAL FUNDING SUMMARY

Federal funding has remained stable.

FISCAL YEAR 2018-2019 REGULATORY COMPLIANCE SUMMARY

While WIC services are deemed critical to the growth and development of children in low-income families, WIC is not a mandated program and in some counties is offered through private community-based organizations.

MAJOR POLICY CONSIDERATIONS BEING REQUESTED

The Department is requesting to add one part-time Dietician at Range 74 to provide dietician services to WIC, increased CHDP time for obesity prevention and increased services to ESAAA, including direct supervisory oversight to ESAAA programs. This will position the Department to bring forward the request to delete the WIC Program Manager Position (range 74) upon the expected retirement of the employee during the FY and request to replace with a Prevention Manager at Range 74 to oversee WIC, Tobacco, and SUD prevention services, which would allow for the higher level management of these programs, including that of Tobacco and SUD, which had been impacted by the State's requirement to designate one Full-Time Tobacco Director, which has impacted our Human Services Supervisor's ability to provide administrative oversight to the other prevention programs.

COUNTY OF INYO

BUD002A - BUDGET REQUESTS

RUNDATE: 06/30/2018 TODAY'S DATE: 08/09/2018

FOR FISCAL YEARS: 07/01/2016 - 06/30/19

	YTD ACTUALS 06/30/2017	BOARD APPROVED 06/30/2018	WORKING BUDGET 06/30/2018	YTD ACTUALS 06/30/2018	DEPT REQUESTED 06/30/2019	CAO RECOMM 06/30/2019	BOARD APPROVED 06/30/2019
BUDGET UNIT: 641917 WOMEN INFANTS & CHILDREN 17-18							
FUND: 6850 WOMEN,INFANTS & CHILDREN 17-18							
REVENUES:							
4430 - HEALTH REALIGNMENT	\$0	\$0	\$0	\$0	\$515	\$515	\$0
4555 - FEDERAL GRANTS	\$0	\$284,747	\$290,780	\$167,711	\$91,255	\$91,255	\$0
AID FROM OTHER GOVT AGENCIES	\$0	\$284,747	\$290,780	\$167,711	\$91,770	\$91,770	\$0
TOTAL REVENUES:	\$0	\$284,747	\$290,780	\$167,711	\$91,770	\$91,770	\$0
EXPENSES:							
5001 - SALARIED EMPLOYEES	\$0	\$133,618	\$133,618	\$124,827	\$37,499	\$37,499	\$0
5012 - PART TIME EMPLOYEES	\$0	\$0	\$0	\$0	\$7,271	\$7,271	\$0
5021 - RETIREMENT & SOCIAL SECURITY	\$0	\$10,368	\$10,368	\$9,437	\$3,567	\$3,567	\$0
5022 - PERS RETIREMENT	\$0	\$20,112	\$20,112	\$18,912	\$5,580	\$5,580	\$0
5024 - RETIREMENT-UNFUNDED LIAB	\$0	\$20,599	\$26,632	\$26,632	\$8,538	\$8,538	\$0
5031 - MEDICAL INSURANCE	\$0	\$28,230	\$27,203	\$22,833	\$8,550	\$8,550	\$0
5032 - DISABILITY INSURANCE	\$0	\$1,337	\$1,337	\$1,147	\$464	\$464	\$0
5042 - SICK LEAVE BUY OUT	\$0	\$38	\$38	\$0	\$0	\$0	\$0
5043 - OTHER BENEFITS	\$0	\$1,890	\$2,917	\$3,350	\$1,267	\$1,267	\$0
SALARIES & BENEFITS	\$0	\$216,192	\$222,225	\$207,140	\$72,736	\$72,736	\$0
5232 - OFFICE & OTHER EQUIP < \$5,000	\$0	\$0	\$0	\$51	\$0	\$0	\$0
5263 - ADVERTISING	\$0	\$500	\$500	\$0	\$600	\$600	\$0
5265 - PROFESSIONAL & SPECIAL SERVICE	\$0	\$100	\$100	\$1	\$2,025	\$2,025	\$0
5291 - OFFICE, SPACE & SITE RENTAL	\$0	\$3,986	\$4,036	\$4,011	\$3,169	\$3,169	\$0
5311 - GENERAL OPERATING EXPENSE	\$0	\$31,523	\$31,461	\$8,293	\$3,902	\$3,902	\$0
5331 - TRAVEL EXPENSE	\$0	\$3,380	\$3,392	\$4,374	\$1,565	\$1,565	\$0
5351 - UTILITIES	\$0	\$4,000	\$4,000	\$4,044	\$1,500	\$1,500	\$0
SERVICES & SUPPLIES	\$0	\$43,489	\$43,489	\$20,777	\$12,761	\$12,761	\$0
5121 - INTERNAL CHARGES	\$0	\$2,000	\$2,000	\$1,213	\$800	\$800	\$0
5123 - TECH REFRESH EXPENSE	\$0	\$0	\$0	\$0	\$515	\$515	\$0
5129 - INTERNAL COPY CHARGES (NON-IS)	\$0	\$150	\$150	\$57	\$75	\$75	\$0
5152 - WORKERS COMPENSATION	\$0	\$1,868	\$1,868	\$1,868	\$635	\$635	\$0
5155 - PUBLIC LIABILITY INSURANCE	\$0	\$1,370	\$1,370	\$1,369	\$539	\$539	\$0
5315 - COUNTY COST PLAN	\$0	\$17,340	\$17,340	\$17,343	\$2,803	\$2,803	\$0

COUNTY OF INYO

BUD002A - BUDGET REQUESTS

RUNDATE: 06/30/2018 TODAY'S DATE: 08/09/2018

FOR FISCAL YEARS: 07/01/2016 - 06/30/19

	YTD ACTUALS 06/30/2017	BOARD APPROVED 06/30/2018	WORKING BUDGET 06/30/2018	YTD ACTUALS 06/30/2018	DEPT REQUESTED 06/30/2019	CAO RECOMM 06/30/2019	BOARD APPROVED 06/30/2019
5333 - MOTOR POOL	\$0	\$2,338	\$2,338	\$967	\$906	\$906	\$0
INTERNAL CHARGES	\$0	\$25,066	\$25,066	\$22,819	\$6,273	\$6,273	\$0
TOTAL EXPENSES:	<u>\$0</u>	<u>\$284,747</u>	<u>\$290,780</u>	<u>\$250,738</u>	<u>\$91,770</u>	<u>\$91,770</u>	<u>\$0</u>
BUDGET UNIT: 641917 WOMEN INFANTS & CHILDREN 17-18	\$0	\$0	\$0	(\$83,026)	\$0	\$0	\$0

WOMEN INFANTS & CHILDREN 18-19

641918

DEPARTMENTAL FUNCTIONS

This is a federally funded program, administered by the California Department of Public Health, with a goal of decreasing the risk of poor birth outcomes and improving participants' nutrition during the critical times of growth and development. Our County of Inyo Women Infant and Children (WIC) program is a part of a coordinated effort to protect the health of low-income mothers and children through planned programs of nutrition education, breastfeeding promotion, medical care referrals, and provision of specific supplemental nutritious foods.

MAJOR ACCOMPLISHMENTS IN FISCAL YEAR 2017-2018

- **BREASTFEEDING PROMOTION** The number of formula-fed infants enrolled in Inyo County WIC continues to decline; rates of exclusively breastfeeding infants are at 22.6 % as of March 1, 2018 and continue to be significantly higher than the state averages. WIC partnered with Inyo County First 5 and Prevention Services to provide the 11th annual Breastfeeding Awareness Walk to honor breastfeeding Mom's during National Breastfeeding Awareness Month in August 2017 for WIC participants in both Bishop and Lone Pine.
- **BREASTFEEDING SUPPORT** Maintained electric breast pump loan program for WIC participants to help sustain exclusively breastfed infant rates. Maintained and promoted a breastfeeding warm-line for public access regarding questions and concerns related to breastfeeding to assist mother and baby in achieving a successful breastfeeding experience. Continued collaboration with Northern Inyo Hospital and Toiyabe WIC program to promote the NEST program and childbirth classes by providing manual breast pump incentive and breastfeeding knowledge to help assist Northern Inyo Hospital in maintaining its Certified Baby Friendly designation and empower, support and assists Inyo County mothers in successfully breastfeeding their baby for a minimum of 6 months.
- **COLLABORATION SERVICES** Through integration with HHS Public Health, First 5 and Prevention, WIC continues to benefit from the talent and support of 3 Prevention Specialists, 2 of whom have completed an intensive WIC Nutrition Assistant training certification program as of September 1, 2017. This collaboration amongst co-located programs provides convenient one stop services and ensures program continuity when a position becomes vacant.
- **IMPROVING ACCESS TO HEALTHFUL OPTIONS** Provided Local Vendor Liaison services by WIC Registered Dietitian to assigned WIC vendor markets. This includes conducting quarterly technical assistance (TA) and support visits to review updates on new bottled juice requirements to meet new RDA for Vitamin C. Introduced California WIC's new mobile website that participants can easily find their local WIC office, WIC grocer, WIC appointment, WIC Food List/Shopping guide and helps aide in WIC's Retention, Re-engagement and Recruitment project.
- **OBESITY PREVENTION** Contributed regularly to the Inyo County childhood obesity prevention work group, Team Inyo for Healthy Kids. Provided a professional perspective of a Registered Dietitian and nutrition education on cooking healthy in blog post titled "Healthy Recipe From Your Favorite R.D" on Team Inyo For Healthy Kids website. The Spinach and Strawberry Salad recipe provided gave WIC participants ideas of what fresh produce they could purchase with their fruit and vegetable food voucher to provide their family with healthy and nutritious meals.

GOALS FOR FISCAL YEAR 2018-2019

- Continue active participation in Team Inyo for Healthy Kids workgroup by providing nutrition education to Team Inyo for Healthy Kids website and other social media such as Facebook and the Blog on Team Inyo for Healthy Kids website. Continue participation in outreach events representing WIC and Team Inyo for Healthy Kids.
- Continue to provide local WIC vendors (e.g. Vons and Smart & Final) in Inyo County with a Local Vendor Liaison to communicate WIC program updates, policies, quarterly technical assistant visits and follow-up with the anticipated implementation of the new WIC MIS EBT for California to help maintain/enhance WIC participant caseload and provide excellent customer service to WIC participants.
- Continue collaboration with the Toiyabe WIC program, Inyo County First 5, Prevention Services and NIH NEST program specifically in the area of breastfeeding promotion, breastfeeding supplies and support to teens and at-risk, low-income parents in preparation of the 12th annual Breastfeeding Awareness Walk in August 2018 celebrating "Breastfeeding the Foundation of Life".
- Provide Certified WIC Nutrition Assistants with expanded and new current "Grow and Glow" breastfeeding training to provide staff with the knowledge, strategies, and skills they need to effectively promote and support breastfeeding to our WIC mothers. In addition to using the new training for WIC staff, it can also be used for provider and community partner training. In addition, offer Certified WIC Nutrition Assistants with Targeting Overfeeding Triggers in Toddlers (TOTT) training. The goal is to provide practical information to help WIC parents understand and anticipate normal toddler behavior and use appropriate feeding practices to continue to address and decrease childhood obesity.
- Complete process of cross-training newly hired Prevention Specialist as a Certified WIC Nutrition Assistant to enhance services to shared participants among co-located WIC, First 5 and Prevention Services programs.

DEPARTMENTAL BUDGET REQUEST FOR FISCAL YEAR 2018-2019

The Department's Fiscal Year 2018-2019 Requested Budget represents an overall increase of \$419 in expenditures, and an increase of \$419 in revenues, when compared to the Fiscal Year 2017-2018 Board Approved Budget. As a result, the Requested Net County Cost is increased by \$0.

Personnel Costs increased by \$1,934 compared to the Fiscal Year 2017-2018 Board Approved Budget, due to increase in FTE and projected employee salary and benefit increases.

Revenues

4430 (HEALTH REALIGNMENT) increased by \$1,545: amount needed to cover Tech Refresh expense; **4555** (FEDERAL GRANTS) decreased by \$1,126: Monies from the FY2018 allocation needed were less than previous year.

Personnel

The Department's Requested Budget represents an increase in the number of fulltime equivalent (FTE) positions that are supported by this budget.

There is a .20 FTE increase. See attached HHS Personnel Shift table.

The Department is requesting to add one part-time Dietician at Range 74 to provide dietician services to WIC, increased CHDP time for obesity prevention and increased services to ESAAA, including direct supervisory oversight to ESAAA programs. This will support the Department's succession planning, as the current WIC Manager, who is also a dietician, has indicated she will retire in the upcoming fiscal year. The

Department would request to delete the WIC Program Manager (Range 74) and replace with a Prevention Manager (Range 74) upon her retirement and until that time, would have the position assume oversight of other prevention programs. With the State's requirement for the Tobacco program to dedicate one full time Tobacco Director, this has had an impact on the management oversight of our other prevention services. With the WIC Program Manager not providing dietician duties, the position could be assigned management oversight of SUD prevention programs, as well as general Tobacco oversight.

Services & Supplies

5263 (ADVERTISING) increased by \$1,500: projected expenses after reviewing 17/18 expenses; **5265** (PROFESSIONAL & SPECIAL SERVICE) increased by \$50: projected expenses after reviewing 17/18 expenses; **5291** (OFFICE, SPACE & SITE RENTAL) decreased by \$481: projected expenses after reviewing 17/18 expenses; **5311** (GENERAL OPERATING EXPENSE) increased by \$5,431: projected expenses after reviewing 17/18 expenses; **5331** (TRAVEL EXPENSE) decreased by \$678: projected expenses after reviewing 17/18 expenses.

Support & Care of Persons

(There are no changes in this object category from the previous fiscal year.)

Fixed Assets

(There are no changes in this object category from the previous fiscal year.)

FISCAL YEAR 2018-2019 REDUCTION IMPACTS TO BASE BUDGET

None

FISCAL YEAR 2018-2019 STATE/FEDERAL FUNDING SUMMARY

Federal funding has remained stable.

FISCAL YEAR 2018-2019 REGULATORY COMPLIANCE SUMMARY

While WIC services are deemed critical to the growth and development of children in low-income families, WIC is not a mandated program and in some counties is offered through private community-based organizations.

MAJOR POLICY CONSIDERATIONS BEING REQUESTED

The Department is requesting to add one part-time Dietician at Range 74 to provide dietician services to WIC, increased CHDP time for obesity prevention and increased services to ESAAA, including direct supervisory oversight to ESAAA programs. This will position the Department to bring forward the request to delete the WIC Program Manager Position (range 74) upon the expected retirement of the employee during the FY and request to replace with a Prevention Manager at Range 74 to oversee WIC, Tobacco, and SUD prevention services, which would allow for the higher level management of these programs, including that of Tobacco and SUD, which had been impacted by the State's requirement to designate one Full-Time Tobacco Coordinator, which has impacted our Human Services Supervisor's ability to provide administrative oversight to the other prevention programs.

COUNTY OF INYO

BUD002A - BUDGET REQUESTS

RUNDATE: 06/30/2018 TODAY'S DATE: 08/09/2018

FOR FISCAL YEARS: 07/01/2016 - 06/30/19

	YTD ACTUALS 06/30/2017	BOARD APPROVED 06/30/2018	WORKING BUDGET 06/30/2018	YTD ACTUALS 06/30/2018	DEPT REQUESTED 06/30/2019	CAO RECOMM 06/30/2019	BOARD APPROVED 06/30/2019
BUDGET UNIT: 641918 WOMEN INFANTS & CHILDREN 18-19							
FUND: 6860 WIC 18-19							
REVENUES:							
4430 - HEALTH REALIGNMENT	\$0	\$0	\$0	\$0	\$1,545	\$1,545	\$0
4555 - FEDERAL GRANTS	\$0	\$0	\$0	\$0	\$283,621	\$283,621	\$0
AID FROM OTHER GOVT AGENCIES	\$0	\$0	\$0	\$0	\$285,166	\$285,166	\$0
TOTAL REVENUES:	\$0	\$0	\$0	\$0	\$285,166	\$285,166	\$0
EXPENSES:							
5001 - SALARIED EMPLOYEES	\$0	\$0	\$0	\$0	\$112,488	\$112,488	\$0
5012 - PART TIME EMPLOYEES	\$0	\$0	\$0	\$0	\$21,812	\$21,812	\$0
5021 - RETIREMENT & SOCIAL SECURITY	\$0	\$0	\$0	\$0	\$10,679	\$10,679	\$0
5022 - PERS RETIREMENT	\$0	\$0	\$0	\$0	\$16,726	\$16,726	\$0
5024 - RETIREMENT-UNFUNDED LIAB	\$0	\$0	\$0	\$0	\$25,612	\$25,612	\$0
5031 - MEDICAL INSURANCE	\$0	\$0	\$0	\$0	\$25,633	\$25,633	\$0
5032 - DISABILITY INSURANCE	\$0	\$0	\$0	\$0	\$1,385	\$1,385	\$0
5043 - OTHER BENEFITS	\$0	\$0	\$0	\$0	\$3,791	\$3,791	\$0
SALARIES & BENEFITS	\$0	\$0	\$0	\$0	\$218,126	\$218,126	\$0
5263 - ADVERTISING	\$0	\$0	\$0	\$0	\$2,000	\$2,000	\$0
5265 - PROFESSIONAL & SPECIAL SERVICE	\$0	\$0	\$0	\$0	\$150	\$150	\$0
5291 - OFFICE, SPACE & SITE RENTAL	\$0	\$0	\$0	\$0	\$3,505	\$3,505	\$0
5311 - GENERAL OPERATING EXPENSE	\$0	\$0	\$0	\$0	\$36,954	\$36,954	\$0
5331 - TRAVEL EXPENSE	\$0	\$0	\$0	\$0	\$2,702	\$2,702	\$0
5351 - UTILITIES	\$0	\$0	\$0	\$0	\$4,000	\$4,000	\$0
SERVICES & SUPPLIES	\$0	\$0	\$0	\$0	\$49,311	\$49,311	\$0
5121 - INTERNAL CHARGES	\$0	\$0	\$0	\$0	\$2,000	\$2,000	\$0
5123 - TECH REFRESH EXPENSE	\$0	\$0	\$0	\$0	\$1,545	\$1,545	\$0
5129 - INTERNAL COPY CHARGES (NON-IS)	\$0	\$0	\$0	\$0	\$125	\$125	\$0
5152 - WORKERS COMPENSATION	\$0	\$0	\$0	\$0	\$1,832	\$1,832	\$0
5155 - PUBLIC LIABILITY INSURANCE	\$0	\$0	\$0	\$0	\$1,554	\$1,554	\$0
5315 - COUNTY COST PLAN	\$0	\$0	\$0	\$0	\$8,409	\$8,409	\$0
5333 - MOTOR POOL	\$0	\$0	\$0	\$0	\$2,264	\$2,264	\$0

COUNTY OF INYO

BUD002A - BUDGET REQUESTS

RUNDATE: 06/30/2018 TODAY'S DATE: 08/09/2018

FOR FISCAL YEARS: 07/01/2016 - 06/30/19

	YTD ACTUALS 06/30/2017	BOARD APPROVED 06/30/2018	WORKING BUDGET 06/30/2018	YTD ACTUALS 06/30/2018	DEPT REQUESTED 06/30/2019	CAO RECOMM 06/30/2019	BOARD APPROVED 06/30/2019
INTERNAL CHARGES	\$0	\$0	\$0	\$0	\$17,729	\$17,729	\$0
TOTAL EXPENSES:	\$0	\$0	\$0	\$0	\$285,166	\$285,166	\$0
BUDGET UNIT: 641918 WOMEN INFANTS & CHILDREN 18-19	\$0	\$0	\$0	\$0	\$0	\$0	\$0

WORK INVESTMENT ACT 18-19

613718

DEPARTMENTAL FUNCTIONS

The Workforce Innovation and Opportunity Act (WIOA) went into effect in July 2014. The WIOA supersedes the Workforce Investment Act of 1998 (WIA). As with the preceding WIA, the WIOA provides for education, job and training services for youth, low-income and dislocated adults. Additional core responsibilities include keeping a strong relationship with our Local Area partners in our WIOA consortium, Kern and Mono Counties, and maintaining effective budget projections and accountability.

MAJOR ACCOMPLISHMENTS IN FISCAL YEAR 2017-2018

- Maximized the services made available to residents within Inyo County, by offering an employment registration service that allows any resident, including youth, young adults and persons of all ages seeking employment, access to on-line employment resources, while reducing the administrative costs to the County. Forty six (46) residents were able to register and access the available resources, including CalJOBS to support efforts to find and maintain employment, reducing their risk for public assistance programs.
- Continued to maintain a strong relationship with partnering agencies through our participation in the Employment Collaboration Group, which includes, but is not limited to representatives from Owens Valley Career Development Center (Tribal TANF), Tribal Employment Rights Organization, US Forest Service, Inyo Mono Advocates for Community Action (IMACA) and Cerro Coso Community College. This group ensures coordination of services and works to address gaps in the employment services available throughout the County.
- Coordinated with Kern County to establish an MOU to ensure the provision of services continue to be provided to the residents of Inyo County.
- Increased hours of availability to register and access employment resources.

GOALS FOR FISCAL YEAR 2018-2019

- Market the available employment registration services to residents throughout the community, with an emphasis on clients served by county programs, including, but not limited to, Employment and Eligibility, Probation, Behavioral Health.
- Stay current on program regulations to ensure compliance with State regulations.

DEPARTMENTAL BUDGET REQUEST FOR FISCAL YEAR 2018-2019

The Department's Fiscal Year 2018-2019 Requested Budget represents an overall decrease of \$9,978 in expenditures, and a decrease of \$9,978 in revenues, when compared to the Fiscal Year 2017-2018 Board Approved Budget. As a result, the Requested Net County Cost is increased by \$0.

Personnel Costs increased by \$54,496 compared to the Fiscal Year 2017-2018 Board Approved Budget, due to increase in FTE and projected employee salary and benefit increases.

Revenues

4498 (STATE GRANTS) decreased by \$9,978: The allocated amount received last year was decreased.

Personnel

The Department's Requested Budget represents an increase in the number of fulltime equivalent (FTE) positions that are supported by this budget.

There is a .93 FTE increase. See attached HHS Personnel Shift table.

With the increased hours of availability to register and access employment resources, front office clerks will time study their availability to assist clients with resources.

Services & Supplies

5291 (OFFICE, SPACE & SITE RENTAL) increased by \$3,457: projected expenses after reviewing 17/18 expenses.

Support & Care of Persons

5501 (SUPPORT & CARE OF PERSONS) decreased by \$68,457: projected expenses after reviewing 17/18 expenses. Funding was redirected towards salaries and benefits for office clerks.

Fixed Assets

(There are no changes in this object category from the previous fiscal year.)

FISCAL YEAR 2018-2019 REDUCTION IMPACTS TO BASE BUDGET

None

FISCAL YEAR 2018-2019 STATE/FEDERAL FUNDING SUMMARY

This is a federally funded program.

FISCAL YEAR 2018-2019 REGULATORY COMPLIANCE SUMMARY

The federal government requires states to provide WIOA services. Our local WIOA program operates under a Joint Powers Agreement with Kern, Inyo and Mono counties.

MAJOR POLICY CONSIDERATIONS BEING REQUESTED

None

COUNTY OF INYO

BUD002A - BUDGET REQUESTS

RUNDATE: 06/30/2018 TODAY'S DATE: 08/09/2018

FOR FISCAL YEARS: 07/01/2016 - 06/30/19

	YTD ACTUALS 06/30/2017	BOARD APPROVED 06/30/2018	WORKING BUDGET 06/30/2018	YTD ACTUALS 06/30/2018	DEPT REQUESTED 06/30/2019	CAO RECOMM 06/30/2019	BOARD APPROVED 06/30/2019
BUDGET UNIT: 613718 WORK INVESTMENT ACT 18-19							
FUND: 6856 WORK INVESTMENT ACT 18-19							
REVENUES:							
4498 - STATE GRANTS	\$0	\$0	\$0	\$0	\$119,893	\$119,893	\$0
AID FROM OTHER GOVT AGENCIES	\$0	\$0	\$0	\$0	\$119,893	\$119,893	\$0
TOTAL REVENUES:	<u>\$0</u>	<u>\$0</u>	<u>\$0</u>	<u>\$0</u>	<u>\$119,893</u>	<u>\$119,893</u>	<u>\$0</u>
EXPENSES:							
5001 - SALARIED EMPLOYEES	\$0	\$0	\$0	\$0	\$39,587	\$39,587	\$0
5021 - RETIREMENT & SOCIAL SECURITY	\$0	\$0	\$0	\$0	\$3,062	\$3,062	\$0
5022 - PERS RETIREMENT	\$0	\$0	\$0	\$0	\$3,607	\$3,607	\$0
5024 - RETIREMENT-UNFUNDED LIAB	\$0	\$0	\$0	\$0	\$1,480	\$1,480	\$0
5031 - MEDICAL INSURANCE	\$0	\$0	\$0	\$0	\$19,623	\$19,623	\$0
5032 - DISABILITY INSURANCE	\$0	\$0	\$0	\$0	\$398	\$398	\$0
SALARIES & BENEFITS	\$0	\$0	\$0	\$0	\$67,757	\$67,757	\$0
5291 - OFFICE, SPACE & SITE RENTAL	\$0	\$0	\$0	\$0	\$4,108	\$4,108	\$0
5311 - GENERAL OPERATING EXPENSE	\$0	\$0	\$0	\$0	\$100	\$100	\$0
5351 - UTILITIES	\$0	\$0	\$0	\$0	\$1,000	\$1,000	\$0
SERVICES & SUPPLIES	\$0	\$0	\$0	\$0	\$5,208	\$5,208	\$0
5152 - WORKERS COMPENSATION	\$0	\$0	\$0	\$0	\$87	\$87	\$0
5155 - PUBLIC LIABILITY INSURANCE	\$0	\$0	\$0	\$0	\$73	\$73	\$0
5315 - COUNTY COST PLAN	\$0	\$0	\$0	\$0	\$2,675	\$2,675	\$0
INTERNAL CHARGES	\$0	\$0	\$0	\$0	\$2,835	\$2,835	\$0
5501 - SUPPORT & CARE OF PERSONS	\$0	\$0	\$0	\$0	\$44,093	\$44,093	\$0
OTHER CHARGES	\$0	\$0	\$0	\$0	\$44,093	\$44,093	\$0
TOTAL EXPENSES:	<u>\$0</u>	<u>\$0</u>	<u>\$0</u>	<u>\$0</u>	<u>\$119,893</u>	<u>\$119,893</u>	<u>\$0</u>
BUDGET UNIT: 613718 WORK INVESTMENT ACT 18-19	\$0	\$0	\$0	\$0	\$0	\$0	\$0

GRAND JURY 022000

DEPARTMENTAL FUNCTIONS

The Constitution for the State of California mandates that "one or more grand juries shall be drawn and summoned at least once a year in each county." The Inyo County Grand Jury has the responsibility of examining all aspects of county government, including special districts, to specifically determine the propriety and efficiency necessary in the expenditures of public monies, as well as the proper administration of county services.

MAJOR ACCOMPLISHMENTS IN FISCAL YEAR 2017-2018

- Not Applicable

GOALS FOR FISCAL YEAR 2018-2019

- Not Applicable

DEPARTMENTAL BUDGET REQUEST FOR FISCAL YEAR 2018-2019

The Department's Fiscal Year 2018-2019 Requested Budget represents an overall increase of \$0 in expenditures, and an increase of \$0 in revenues, when compared to the Fiscal Year 2017-2018 Board Approved Budget. As a result, the Requested Net County Cost is increased by \$0.

Personnel Costs did not change compared to the Fiscal Year 2017-2018 Board Approved Budget.

Revenues

(There are no changes in this object category from the previous fiscal year.)

Personnel

The Department's Requested Budget represents no change in the number of fulltime equivalent (FTE) positions that are supported by this budget.

There are no personnel costs in this budget.

Services & Supplies

5161 (JURY EXPENSE) decreased by \$440: Based on the prior year actuals; **5265** (PROFESSIONAL & SPECIAL SERVICE) decreased by \$300: Based on the prior year actuals.

Support & Care of Persons

(There are no changes in this object category from the previous fiscal year.)

Fixed Assets

(There are no changes in this object category from the previous fiscal year.)

FISCAL YEAR 2018-2019 REDUCTION IMPACTS TO BASE BUDGET

Not Applicable

FISCAL YEAR 2018-2019 STATE/FEDERAL FUNDING SUMMARY

Not Applicable

FISCAL YEAR 2018-2019 REGULATORY COMPLIANCE SUMMARY

Not Applicable

MAJOR POLICY CONSIDERATIONS BEING REQUESTED

Not Applicable

COUNTY OF INYO

BUD002A - BUDGET REQUESTS

RUNDATE: 06/30/2018 TODAY'S DATE: 08/09/2018

FOR FISCAL YEARS: 07/01/2016 - 06/30/19

	YTD ACTUALS 06/30/2017	BOARD APPROVED 06/30/2018	WORKING BUDGET 06/30/2018	YTD ACTUALS 06/30/2018	DEPT REQUESTED 06/30/2019	CAO RECOMM 06/30/2019	BOARD APPROVED 06/30/2019
BUDGET UNIT: 022000 GRAND JURY							
FUND: 0001 GENERAL FUND							
REVENUES:							
TOTAL REVENUES:	\$0	\$0	\$0	\$0	\$0	\$0	\$0
EXPENSES:							
5161 - JURY EXPENSE	\$15,029	\$22,250	\$21,810	\$15,691	\$21,810	\$21,810	\$0
5265 - PROFESSIONAL & SPECIAL SERVICE	\$0	\$1,300	\$1,000	\$120	\$1,000	\$1,000	\$0
5311 - GENERAL OPERATING EXPENSE	\$251	\$550	\$550	\$375	\$550	\$550	\$0
SERVICES & SUPPLIES	\$15,281	\$24,100	\$23,360	\$16,187	\$23,360	\$23,360	\$0
5121 - INTERNAL CHARGES	\$0	\$100	\$500	\$300	\$500	\$500	\$0
5129 - INTERNAL COPY CHARGES (NON-IS)	\$50	\$160	\$500	\$298	\$500	\$500	\$0
INTERNAL CHARGES	\$50	\$260	\$1,000	\$599	\$1,000	\$1,000	\$0
TOTAL EXPENSES:	\$15,331	\$24,360	\$24,360	\$16,787	\$24,360	\$24,360	\$0
BUDGET UNIT: 022000 GRAND JURY	(\$15,331)	(\$24,360)	(\$24,360)	(\$16,787)	(\$24,360)	(\$24,360)	\$0

FARM ADVISOR

066800

DEPARTMENTAL FUNCTIONS

The Inyo and Mono counties' UC Cooperative Extension office is a joint department of the University of California and the County of Inyo. It houses the local farm advisor and administers several volunteer programs including 4-H. Serving as a bridge between local issues and the power of UC research, the UC Cooperative Extension (UCCE), brings practical, unbiased, science-based answers to the residents and agencies in Inyo and Mono counties through our programs and outreach. We are part of the multi-campus University of California Division of Agriculture and Natural Resources that conducts research and extension statewide.

The County Director/Farm Advisor's work is aimed at conducting applied research and education to support local food systems, small farms, environmental horticulture, and quality of life issues. The advisor provides advisement on all areas of horticulture. The farm advisor also serves as a link to UC campus and county-based academics to assist livestock producers, resource agencies, and other entities as needed.

Our office coordinates with the Kern County UCCE office to provide nutrition education to elementary school children in Inyo and Mono counties, and to advise the Master Food Preserver program.

The 4-H Youth Development Program is administered through our department. This program provides meaningful, learn-by-doing educational activities to children in 4-H clubs and other means. Our projects range from animal husbandry to citizenship, and all points in between. This program is led and conducted by adult volunteers.

The Master Gardener Program empowers trained volunteers to extend to the public research-based information. This popular program provides home horticulture and gardening information through outreach, community gardens, workshops, demonstration gardens. Our 60 volunteers are active in the community and can be seen at many events.

Our Master Food Preserver Program has 16 trained volunteers who teach the public safe means to preserve locally produced food. They specialize in research-based canning, dehydration, fermentation and freezing techniques.

These efforts are funded cooperatively by Inyo and Mono county governments, the University of California, and the United States Department of Agriculture. We also have received support from Toiyabe Indian Health Project, private foundations and individuals.

MAJOR ACCOMPLISHMENTS IN FISCAL YEAR 2017-2018

- 227 Youth and 42 adults are enrolled in 4-H. Volunteers received new online video training to improve program delivery
- Received food safety grant from USDA to work with tribal food sovereignty programs
- Graduated a new Master Food Preserver volunteer class after a 50-hour intensive training course
- Hired new UC Nutrition Advisor based in Bakersfield with responsibilities for Inyo and Mono counties

GOALS FOR FISCAL YEAR 2018-2019

- Continue to work with Mosquito Abatement on vector control using drones
- Plan and host a training for new Master Gardener volunteers
- To advise and to work with the Tri-County Fair to increase community participation through premium book updates, collaborative efforts, and educational events for the public
- Increase 4-H participation by youth, especially for our youngest members and teens

DEPARTMENTAL BUDGET REQUEST FOR FISCAL YEAR 2018-2019

The Department's Fiscal Year 2018-2019 Requested Budget represents an overall increase of \$22,362 in expenditures, and an increase of \$1,945 in revenues, when compared to the Fiscal Year 2017-2018 Board Approved Budget. As a result, the Requested Net County Cost is increased by \$20,417.

Most changes to our budget are to due increases in County Cost Plan.

As has been the case in previous years, most of our non-personnel budget is comprised of charges that are assigned to our department as operating expenses. We endeavor to run our office frugally and use extramural funding when possible to conduct our programs.

Under terms of a long-standing agreement, the Farm Advisor's budget is funded as an Inyo County department with support from Mono County in the amount of one-third of last year's actual expense billed once annually. Essentially Inyo County pays for two thirds of the department's expenses. Many of our operating expenses, including a 4-H program representative and the Farm Advisor, are funded by the state through the University of California. Over 100 community volunteers assist the department in carrying out its mission.

Personnel Costs increased by \$5,168 compared to the Fiscal Year 2017-2018 Board Approved Budget, due to employee's increase in step.

Revenues

4561 (AID FROM MONO COUNTY) increased by \$1,945: This budget item is determined from previous year's actual expenses, which we anticipate to be higher.

Personnel

The Department's Requested Budget represents no change in the number of fulltime equivalent (FTE) positions that are supported by this budget.

No changes in our personnel or staffing are requested other than a change in step.

Services & Supplies

5232 (OFFICE & OTHER EQUIP < \$5,000) decreased by \$250: Equipment needs are less this year;
5311 (GENERAL OPERATING EXPENSE) increased by \$756: Small increases in facility charges and other items.

Support & Care of Persons

(There are no changes in this object category from the previous fiscal year.)

Fixed Assets

(There are no changes in this object category from the previous fiscal year.)

FISCAL YEAR 2018-2019 REDUCTION IMPACTS TO BASE BUDGET

Following the parameters has maintained our service at status quo levels.

FISCAL YEAR 2018-2019 STATE/FEDERAL FUNDING SUMMARY

N/A

FISCAL YEAR 2018-2019 REGULATORY COMPLIANCE SUMMARY

N/A

MAJOR POLICY CONSIDERATIONS BEING REQUESTED

N/A

COUNTY OF INYO

BUD002A - BUDGET REQUESTS

RUNDATE: 06/30/2018 TODAY'S DATE: 08/09/2018

FOR FISCAL YEARS: 07/01/2016 - 06/30/19

	YTD ACTUALS 06/30/2017	BOARD APPROVED 06/30/2018	WORKING BUDGET 06/30/2018	YTD ACTUALS 06/30/2018	DEPT REQUESTED 06/30/2019	CAO RECOMM 06/30/2019	BOARD APPROVED 06/30/2019
BUDGET UNIT: 066800 FARM ADVISOR							
FUND: 0001 GENERAL FUND							
REVENUES:							
4561 - AID FROM MONO COUNTY	\$41,846	\$26,720	\$26,720	\$25,566	\$28,665	\$28,665	\$0
AID FROM OTHER GOVT AGENCIES	\$41,846	\$26,720	\$26,720	\$25,566	\$28,665	\$28,665	\$0
TOTAL REVENUES:	\$41,846	\$26,720	\$26,720	\$25,566	\$28,665	\$28,665	\$0
EXPENSES:							
5001 - SALARIED EMPLOYEES	\$20,420	\$36,578	\$36,578	\$34,957	\$39,462	\$39,462	\$0
5021 - RETIREMENT & SOCIAL SECURITY	\$2,210	\$3,403	\$3,403	\$3,225	\$3,608	\$3,608	\$0
5022 - PERS RETIREMENT	\$4,358	\$3,219	\$3,219	\$3,076	\$3,595	\$3,595	\$0
5024 - RETIREMENT-UNFUNDED LIAB	\$0	\$9,155	\$9,155	\$9,155	\$11,383	\$11,383	\$0
5031 - MEDICAL INSURANCE	\$2,702	\$660	\$660	\$649	\$732	\$732	\$0
5032 - DISABILITY INSURANCE	\$233	\$373	\$373	\$332	\$467	\$467	\$0
5042 - SICK LEAVE BUY OUT	\$0	\$711	\$711	\$0	\$0	\$0	\$0
5043 - OTHER BENEFITS	\$9,014	\$7,200	\$7,200	\$6,867	\$7,220	\$7,220	\$0
SALARIES & BENEFITS	\$38,941	\$61,299	\$61,299	\$58,264	\$66,467	\$66,467	\$0
5232 - OFFICE & OTHER EQUIP < \$5,000	\$86	\$500	\$500	\$238	\$250	\$250	\$0
5265 - PROFESSIONAL & SPECIAL SERVICE	\$247	\$0	\$0	\$0	\$0	\$0	\$0
5311 - GENERAL OPERATING EXPENSE	\$2,234	\$3,439	\$3,439	\$2,607	\$4,195	\$4,195	\$0
5351 - UTILITIES	\$2,345	\$2,292	\$2,292	\$2,215	\$2,292	\$2,292	\$0
SERVICES & SUPPLIES	\$4,912	\$6,231	\$6,231	\$5,061	\$6,737	\$6,737	\$0
5121 - INTERNAL CHARGES	\$7,901	\$10,404	\$10,404	\$6,367	\$8,540	\$8,540	\$0
5123 - TECH REFRESH EXPENSE	\$1,132	\$1,211	\$1,211	\$1,211	\$1,211	\$1,211	\$0
5128 - INTERNAL SHREDDING CHARGES	\$144	\$150	\$150	\$150	\$150	\$150	\$0
5129 - INTERNAL COPY CHARGES (NON-IS)	\$4,617	\$3,965	\$3,965	\$3,972	\$3,809	\$3,809	\$0
5152 - WORKERS COMPENSATION	\$928	\$418	\$418	\$417	\$514	\$514	\$0
5155 - PUBLIC LIABILITY INSURANCE	\$684	\$248	\$248	\$248	\$436	\$436	\$0
5315 - COUNTY COST PLAN	\$15,653	\$8,958	\$8,958	\$8,958	\$27,382	\$27,382	\$0
5333 - MOTOR POOL	\$1,783	\$2,553	\$2,553	\$1,158	\$2,553	\$2,553	\$0
INTERNAL CHARGES	\$32,844	\$27,907	\$27,907	\$22,483	\$44,595	\$44,595	\$0
TOTAL EXPENSES:	\$76,699	\$95,437	\$95,437	\$85,809	\$117,799	\$117,799	\$0

LEASE RENTAL

024400

DEPARTMENTAL FUNCTIONS

A portion of the grazing fees paid by local ranchers to the US Department of the Interior, Bureau of Land Management (BLM) are returned to Inyo County to be held in a fund for approved range improvement projects on local grazing permits. Revenues come to Inyo County via the state of California Controller's Office annually. The amount varies depending on the section designation, annual grazing fee rate, and the acres grazed. The grazing lands identified by the Bureau of Land Management through the Taylor Grazing Act.

Members of the Grazing Advisory Board are appointed by the Inyo County Board of Supervisors. The purpose of the Grazing Advisory Boards is to accept requests from local ranchers and recommend appropriate projects to the Board of Supervisors, which then approves the expenditures from the funds designated for range improvements. Examples of projects that have been funded in recent years include solar water pumps and watering facilities, fencing material, and cattle guards. Project proposals must be prepared by the rancher in cooperation with the local BLM range staff prior to making the request to the Grazing Advisory Board. The Inyo-Mono Farm Advisor acts as the liaison between the two BLM Grazing advisory Boards and Inyo County Board of Supervisors to coordinate Grazing Advisory Board meetings and requests for use of the funds by grazing permittees. Each Grazing Advisory Board generally meets once per year to consider project request. After the project is approved, the rancher spends the money to complete the project, submits a paid invoice to this office, and then is reimbursed by the County through these funds. The goal of each Grazing Advisory Board is to enable range improvement projects on BLM rangelands in Inyo County by cost-sharing with ranches and the approved project.

MAJOR ACCOMPLISHMENTS IN FISCAL YEAR 2017-2018

- None: No meetings were held this fiscal year. Grazing Advisory Board is not active.

GOALS FOR FISCAL YEAR 2018-2019

- Follow-up on any outstanding projects
- Hold at least one meeting for all lessees
- Coordinate with Board Clerk to advertise and fill vacant board positions

DEPARTMENTAL BUDGET REQUEST FOR FISCAL YEAR 2018-2019

The Department's Fiscal Year 2018-2019 Requested Budget represents an overall increase of \$0 in expenditures, and an increase of \$0 in revenues, when compared to the Fiscal Year 2017-2018 Board Approved Budget. As a result, the Requested Net County Cost is increased by \$0.

Revenues for each Grazing Advisory Board Fund vary greatly between years and are dependent upon the number of animal units permitted, length of grazing season, and grazing fee. The above figures represent essentially the same budget that has been requested previously, with no increases or decreases in these budget units. Since the Grazing Advisory Boards act only on requested projects for recommending expenditures, the amounts requested above are an estimate on historical use of the funds.

The net county cost of this program is \$0. The balance of this fund is \$25,419

Personnel Costs did not change compared to the Fiscal Year 2017-2018 Board Approved Budget.

Revenues

(There are no changes in this object category from the previous fiscal year.)

Personnel

The Department's Requested Budget represents no change in the number of fulltime equivalent (FTE) positions that are supported by this budget.

N/A

Services & Supplies

(There are no changes in this object category from the previous fiscal year.)

Support & Care of Persons

(There are no changes in this object category from the previous fiscal year.)

Fixed Assets

(There are no changes in this object category from the previous fiscal year.)

FISCAL YEAR 2018-2019 REDUCTION IMPACTS TO BASE BUDGET

none

FISCAL YEAR 2018-2019 STATE/FEDERAL FUNDING SUMMARY

none

FISCAL YEAR 2018-2019 REGULATORY COMPLIANCE SUMMARY

none

MAJOR POLICY CONSIDERATIONS BEING REQUESTED

none

COUNTY OF INYO

BUD002A - BUDGET REQUESTS

RUNDATE: 06/30/2018 TODAY'S DATE: 08/09/2018

FOR FISCAL YEARS: 07/01/2016 - 06/30/19

	YTD ACTUALS 06/30/2017	BOARD APPROVED 06/30/2018	WORKING BUDGET 06/30/2018	YTD ACTUALS 06/30/2018	DEPT REQUESTED 06/30/2019	CAO RECOMM 06/30/2019	BOARD APPROVED 06/30/2019
BUDGET UNIT: 024400 LEASE RENTAL							
FUND: 0012 LEASE RENTAL							
REVENUES:							
4531 - GRAZING FEES	\$960	\$0	\$0	\$1,203	\$0	\$0	\$0
AID FROM OTHER GOVT AGENCIES	\$960	\$0	\$0	\$1,203	\$0	\$0	\$0
TOTAL REVENUES:	<u>\$960</u>	<u>\$0</u>	<u>\$0</u>	<u>\$1,203</u>	<u>\$0</u>	<u>\$0</u>	<u>\$0</u>
EXPENSES:							
5311 - GENERAL OPERATING EXPENSE	\$0	\$6,000	\$6,000	\$0	\$6,000	\$6,000	\$0
SERVICES & SUPPLIES	\$0	\$6,000	\$6,000	\$0	\$6,000	\$6,000	\$0
TOTAL EXPENSES:	<u>\$0</u>	<u>\$6,000</u>	<u>\$6,000</u>	<u>\$0</u>	<u>\$6,000</u>	<u>\$6,000</u>	<u>\$0</u>
BUDGET UNIT: 024400 LEASE RENTAL	\$960	(\$6,000)	(\$6,000)	\$1,203	(\$6,000)	(\$6,000)	\$0

RANGE IMPROVEMENT

024300

DEPARTMENTAL FUNCTIONS

A portion of the grazing fees paid by local ranchers to the US Department of the Interior, Bureau of Land Management (BLM) are returned to Inyo County to be held in a fund for approved range improvement projects on local grazing permits. Revenues come to Inyo County via the state of California Controller's Office annually. The amount varies depending on the section designation, annual grazing fee rate, and the acres grazed. The grazing lands identified by the Bureau of Land Management through the Taylor Grazing Act.

Members of the Grazing Advisory Board are appointed by the Inyo County Board of Supervisors. The purpose of the Grazing Advisory Boards is to accept requests from local ranchers and recommend appropriate projects to the Board of Supervisors, which then approves the expenditures from the funds designated for range improvements. Examples of projects that have been funded in recent years include solar water pumps and watering facilities, fencing material, and cattle guards. Project proposals must be prepared by the rancher in cooperation with the local BLM range staff prior to making the request to the Grazing Advisory Board. The Inyo-Mono Farm Advisor acts as the liaison between the two BLM Grazing advisory Boards and Inyo County Board of Supervisors to coordinate Grazing Advisory Board meetings and requests for use of the funds by grazing permit holders. Each Grazing Advisory Board generally meets once per year to consider project request. After the project is approved, the rancher spends the money to complete the project, submits a paid invoice to this office, and then is reimbursed by the County through these funds. The goal of each Grazing Advisory Board is to enable range improvement projects on BLM rangelands in Inyo County by cost-sharing with ranches and the approved project.

MAJOR ACCOMPLISHMENTS IN FISCAL YEAR 2017-2018

- None: No meetings were held this fiscal year. Grazing Advisory Board is not active.

GOALS FOR FISCAL YEAR 2018-2019

- Follow-up on any outstanding projects
- Hold at least one meeting for all lessees
- Coordinate with Board Clerk to advertise and fill vacant board positions

DEPARTMENTAL BUDGET REQUEST FOR FISCAL YEAR 2018-2019

The Department's Fiscal Year 2018-2019 Requested Budget represents an overall increase of \$0 in expenditures, and an increase of \$0 in revenues, when compared to the Fiscal Year 2017-2018 Board Approved Budget. As a result, the Requested Net County Cost is increased by \$0.

Revenues for each Grazing Advisory Board Fund vary greatly between years and are dependent upon the number of animal units permitted, length of grazing season, and grazing fee. The above figures represent essentially the same budget that has been requested previously, with no increases or decreases in these budget units. Since the Grazing Advisory Boards act only on requested projects for recommending expenditures, the amounts requested above are an estimate on historical use of the funds.

The net county cost of this program is \$0. The balance of this fund is \$26,206.

Personnel Costs did not change compared to the Fiscal Year 2017-2018 Board Approved Budget.

Revenues

(There are no changes in this object category from the previous fiscal year.)

Personnel

The Department's Requested Budget represents no change in the number of fulltime equivalent (FTE) positions that are supported by this budget.

N/A

Services & Supplies

(There are no changes in this object category from the previous fiscal year.)

Support & Care of Persons

(There are no changes in this object category from the previous fiscal year.)

Fixed Assets

(There are no changes in this object category from the previous fiscal year.)

FISCAL YEAR 2018-2019 REDUCTION IMPACTS TO BASE BUDGET

none

FISCAL YEAR 2018-2019 STATE/FEDERAL FUNDING SUMMARY

none

FISCAL YEAR 2018-2019 REGULATORY COMPLIANCE SUMMARY

none

MAJOR POLICY CONSIDERATIONS BEING REQUESTED

none

COUNTY OF INYO

BUD002A - BUDGET REQUESTS

RUNDATE: 06/30/2018 TODAY'S DATE: 08/09/2018

FOR FISCAL YEARS: 07/01/2016 - 06/30/19

	YTD ACTUALS 06/30/2017	BOARD APPROVED 06/30/2018	WORKING BUDGET 06/30/2018	YTD ACTUALS 06/30/2018	DEPT REQUESTED 06/30/2019	CAO RECOMM 06/30/2019	BOARD APPROVED 06/30/2019
BUDGET UNIT: 024300 RANGE IMPROVEMENT							
FUND: 0015 RANGE IMPROVEMENT							
REVENUES:							
4531 - GRAZING FEES	\$742	\$0	\$0	\$843	\$0	\$0	\$0
AID FROM OTHER GOVT AGENCIES	\$742	\$0	\$0	\$843	\$0	\$0	\$0
TOTAL REVENUES:	<u>\$742</u>	<u>\$0</u>	<u>\$0</u>	<u>\$843</u>	<u>\$0</u>	<u>\$0</u>	<u>\$0</u>
EXPENSES:							
5311 - GENERAL OPERATING EXPENSE	\$0	\$6,000	\$6,000	\$0	\$6,000	\$6,000	\$0
SERVICES & SUPPLIES	\$0	\$6,000	\$6,000	\$0	\$6,000	\$6,000	\$0
TOTAL EXPENSES:	<u>\$0</u>	<u>\$6,000</u>	<u>\$6,000</u>	<u>\$0</u>	<u>\$6,000</u>	<u>\$6,000</u>	<u>\$0</u>
BUDGET UNIT: 024300 RANGE IMPROVEMENT	\$742	(\$6,000)	(\$6,000)	\$843	(\$6,000)	(\$6,000)	\$0

ENVIRONMENTAL HEALTH - GENERAL

045400

DEPARTMENTAL FUNCTIONS

Environmental Health (EH) core programs include the permitting, inspecting, compliance monitoring and regulatory oversight of:

99 small water systems (Local Primary Agency - LPA)
 188 retail food establishments
 53 public swimming pools & spas
 212 hazardous material facilities (CUPA)
 20 well permits and construction inspections (yearly average)
 15 onsite wastewater treatment system permits and construction inspections (yearly average)
 9 solid waste disposal sites and transfer stations (Local Enforcement Agency - LEA)
 15 closed, illegal and/or abandoned solid waste sites (LEA)
 13 septic pumper vehicles
 3 body art facilities
 1 organized camp

Other EH duties include:

A vector control program including public awareness, surveillance and prevention of vector borne diseases such as hantavirus, plague, west nile virus, lyme disease, relapsing fever and mosquito borne encephalitis.

A state certified water testing laboratory that conducts total coliform and E. coliform analyses of drinking water, swimming pool and spa water, and various surface waters and ground waters in the area. The lab currently conducts over 4,000 analyses each year.

EH works closely with the Planning, Public Works, and Agriculture Commissioners departments on community development projects and cannabis permits, providing input on water, sewer, solid waste, and hazardous materials matters.

EH assists in disaster/emergency response activities and staff are on call at all times to respond to any emergency situations.

EH responds to all nuisance and other public complaints involving sanitation, vermin, mold, or other EH related issues.

MAJOR ACCOMPLISHMENTS IN FISCAL YEAR 2017-2018

- EH has submitted the final Local Area Management Plan (LAMP) to the Water Board for the new state mandated onsite wastewater system policy. We expect approval of the LAMP at the July Lahontan Water Board meeting.
- EH has progressed significantly in getting all of our active solid waste facility permits revised and issued.
- EH has hired vacant positions for the Director, CUPA Program, and 2 EH Trainee positions and will be fully staffed for the FY 18/19 year.

- EH continues to work with local retail food facilities to provide significant renovations for chronic violation of State retail food laws.

GOALS FOR FISCAL YEAR 2018-2019

- Train new staff and create EH Trainee Program for 2 new hires. Organize workloads of all staff to accommodate backlog work to be completed in the LPA and CUPA programs.
- Finalize new landfill permits for all five of our active landfill sites.
- Finalize and implement county sewer ordinance and LAMP to provide compliance with AB885 (onsite wastewater treatment systems policy) in a manner that will protect the public health, the environment and at the same time minimize economic impacts to our residents.
- Add hotel/motel complimentary breakfast facilities to our retail food program.
- Increase emphasis in Vector Program due to unusual seasonal fluctuations in drought and high runoff years.

DEPARTMENTAL BUDGET REQUEST FOR FISCAL YEAR 2018-2019

The Department's Fiscal Year 2018-2019 Requested Budget represents an overall increase of \$10,099 in expenditures, and a decrease of \$13,630 in revenues, when compared to the Fiscal Year 2017-2018 Board Approved Budget. As a result, the Requested Net County Cost is increased by \$23,729.

Personnel Costs decreased by \$585 compared to the Fiscal Year 2017-2018 Board Approved Budget, due to changes in salary for newly hired director, a request to change one REHS 3 position to a Deputy Director, a new hire for the CUPA program, hiring an EH Trainee instead of REHS 1 position, and hiring an EH Trainee instead of the EH Specialist/Technician position.

Revenues

4170 (WELL PERMITS) decreased by \$7,033: average number of well permits received has decreased; **4172** (SEWER APPLICATIONS) increased by \$18: average number of sewer permits received has decreased; **4174** (WELL & WATER SYSTEM PERMITS) decreased by \$1,378: regulation of 4 surface water systems has been transferred back to the State Water Board Division of Drinking Water; **4182** (SWIMMING POOL PERMITS) increased by \$524: annual fee schedule increase; **4183** (FOOD ESTABLISHMENT PERMITS) increased by \$660: annual fee schedule increase and special food events; **4184** (SEWAGE PUMP VEHICLE PERMIT) increased by \$71: annual fee schedule increase; **4411** (STATE MOTOR VEHICLE IN LIEU TX) increased by \$149,791: change made per Budget Analyst; **4430** (HEALTH REALIGNMENT) decreased by \$150,061: change made per Budget Analyst; **4498** (STATE GRANTS) increased by \$9,184: final balance of Local Primacy Delegation Agreement (LPDA) Grant to be applied to FY 18/19; **4729** (EH WASTE INSPECTION & PERMITS) increased by \$531: annual fee schedule increase; **4819** (SERVICES & FEES) decreased by \$15,937: decrease in proposed Mono County contract amount for CUPA work.

Personnel

The Department's Requested Budget represents no change in the number of fulltime equivalent (FTE) positions that are supported by this budget.

After hiring 3 vacant positions and now at full staff levels, EH is requesting a change in one position from a REHS 3 to a Deputy Director to help with training and supervising staff.

Services & Supplies

5260 (HEALTH - EMPLOYEE PHYSICALS) decreased by \$500: we don't expect to have new hires for this year; **5263** (ADVERTISING) decreased by \$500: no need for advertising this year; **5311** (GENERAL OPERATING EXPENSE) increased by \$1,000: additional expense needed for new hires; **5331** (TRAVEL EXPENSE) increased by \$1,850: additional expense needed for new hires.

Support & Care of Persons

(There are no changes in this object category from the previous fiscal year.)

Fixed Assets

(There are no changes in this object category from the previous fiscal year.)

FISCAL YEAR 2018-2019 REDUCTION IMPACTS TO BASE BUDGET

This budget request increases net county cost compared to last year. However this cost could be decreased by not approving the change from REHS 3 to Deputy Director position. Expenses of new employees for training and supplies has also increased. While at the same time our contract amount for the Mono County CUPA could decrease or be eliminated entirely if Mono County hires their own CUPA employee. Our Water Lab analyses could be reduced if the MBC LADWP surface water samples are reduced. This would reduce our revenues even further.

FISCAL YEAR 2018-2019 STATE/FEDERAL FUNDING SUMMARY

We will receive approximately \$17,780 for the solid waste enforcement grant, similar to previous years.

We will withdraw the final balance of \$60,404 from the drinking water grant trust fund for FY 18/19.

FISCAL YEAR 2018-2019 REGULATORY COMPLIANCE SUMMARY

This does not affect EH.

MAJOR POLICY CONSIDERATIONS BEING REQUESTED

The replacement of one REHS 3 position with a Deputy Director position is requested to help with training and supervising the EH Trainee positions. This will also aid with our succession planning and need to build the EH department to full staff.

COUNTY OF INYO

BUD002A - BUDGET REQUESTS

RUNDATE: 06/30/2018 TODAY'S DATE: 08/09/2018

FOR FISCAL YEARS: 07/01/2016 - 06/30/19

	YTD ACTUALS 06/30/2017	BOARD APPROVED 06/30/2018	WORKING BUDGET 06/30/2018	YTD ACTUALS 06/30/2018	DEPT REQUESTED 06/30/2019	CAO RECOMM 06/30/2019	BOARD APPROVED 06/30/2019
BUDGET UNIT: 045400 ENVIRONMENTAL HEALTH - GENERAL							
FUND: 0001 GENERAL FUND							
REVENUES:							
4170 - WELL PERMITS	\$16,040	\$15,033	\$6,000	\$9,836	\$8,000	\$8,000	\$0
4172 - SEWER APPLICATIONS	\$5,899	\$4,182	\$2,800	\$4,402	\$4,200	\$4,200	\$0
4174 - WELL & WATER SYSTEM PERMITS	\$44,833	\$47,708	\$47,708	\$42,730	\$46,330	\$46,330	\$0
4182 - SWIMMING POOL PERMITS	\$9,499	\$9,268	\$9,268	\$9,613	\$9,792	\$9,792	\$0
4183 - FOOD ESTABLISHMENT PERMITS	\$45,722	\$45,800	\$45,800	\$45,764	\$46,460	\$46,460	\$0
4184 - SEWAGE PUMP VEHICLE PERMIT	\$2,245	\$1,996	\$1,749	\$2,067	\$2,067	\$2,067	\$0
4187 - NITRATE ANALYSES	\$0	\$1,072	\$750	\$21	\$1,072	\$1,072	\$0
LICENSES & PERMITS	\$124,238	\$125,059	\$114,075	\$114,433	\$117,921	\$117,921	\$0
4411 - STATE MOTOR VEHICLE IN LIEU TX	\$236,277	\$227,767	\$227,767	\$347,550	\$377,558	\$377,558	\$0
4430 - HEALTH REALIGNMENT	\$52,616	\$174,429	\$170,634	\$63,864	\$24,368	\$24,368	\$0
4498 - STATE GRANTS	\$47,201	\$69,000	\$69,000	\$17,881	\$78,184	\$78,184	\$0
AID FROM OTHER GOVT AGENCIES	\$336,095	\$471,196	\$467,401	\$429,296	\$480,110	\$480,110	\$0
4723 - WATER SAMPLES	\$150,351	\$150,000	\$150,000	\$185,700	\$150,000	\$150,000	\$0
4729 - EH WASTE INSPECTION & PERMITS	\$16,695	\$16,695	\$17,226	\$17,226	\$17,226	\$17,226	\$0
4754 - HAZARDOUS WASTE FEES	\$88,991	\$87,000	\$115,795	\$115,384	\$87,000	\$87,000	\$0
4819 - SERVICES & FEES	\$65,072	\$80,422	\$40,000	\$35,351	\$64,485	\$64,485	\$0
CHARGES FOR CURRENT SERVICES	\$321,109	\$334,117	\$323,021	\$353,661	\$318,711	\$318,711	\$0
4998 - OPERATING TRANSFERS IN	\$38,797	\$0	\$0	\$0	\$0	\$0	\$0
OTHER FINANCING SOURCES	\$38,797	\$0	\$0	\$0	\$0	\$0	\$0
4901 - PRIOR YEARS REVENUE	\$0	\$0	\$0	\$204	\$0	\$0	\$0
4959 - MISCELLANEOUS REVENUE	\$0	\$0	\$0	\$1,065	\$0	\$0	\$0
OTHER REVENUE	\$0	\$0	\$0	\$1,269	\$0	\$0	\$0
TOTAL REVENUES:	\$820,240	\$930,372	\$904,497	\$898,660	\$916,742	\$916,742	\$0
EXPENSES:							
5001 - SALARIED EMPLOYEES	\$415,971	\$466,382	\$441,814	\$280,474	\$457,377	\$453,290	\$0
5012 - PART TIME EMPLOYEES	\$9,723	\$29,844	\$29,844	\$25,683	\$32,296	\$32,296	\$0
5021 - RETIREMENT & SOCIAL SECURITY	\$32,319	\$38,305	\$38,305	\$22,961	\$38,046	\$37,723	\$0

COUNTY OF INYO

BUD002A - BUDGET REQUESTS

RUNDATE: 06/30/2018 TODAY'S DATE: 08/09/2018

FOR FISCAL YEARS: 07/01/2016 - 06/30/19

	YTD ACTUALS 06/30/2017	BOARD APPROVED 06/30/2018	WORKING BUDGET 06/30/2018	YTD ACTUALS 06/30/2018	DEPT REQUESTED 06/30/2019	CAO RECOMM 06/30/2019	BOARD APPROVED 06/30/2019
5022 - PERS RETIREMENT	\$110,667	\$75,166	\$75,166	\$47,178	\$72,273	\$71,897	\$0
5024 - RETIREMENT-UNFUNDED LIAB	\$0	\$45,777	\$45,777	\$45,777	\$56,918	\$56,918	\$0
5025 - RETIREE HEALTH BENEFITS	\$37,784	\$52,762	\$52,762	\$35,159	\$48,960	\$48,960	\$0
5031 - MEDICAL INSURANCE	\$70,103	\$90,948	\$90,948	\$49,478	\$94,049	\$92,532	\$0
5032 - DISABILITY INSURANCE	\$3,655	\$4,678	\$4,678	\$2,594	\$4,927	\$4,883	\$0
5042 - SICK LEAVE BUY OUT	\$2,680	\$4,489	\$2,735	\$2,734	\$2,920	\$2,920	\$0
5043 - OTHER BENEFITS	\$9,363	\$0	\$1,162	\$1,161	\$0	\$0	\$0
SALARIES & BENEFITS	\$692,269	\$808,351	\$783,191	\$513,203	\$807,766	\$801,419	\$0
5201 - MEDICAL, DENTAL & LAB SUPPLIES	\$32,494	\$35,000	\$35,000	\$30,118	\$35,000	\$35,000	\$0
5232 - OFFICE & OTHER EQUIP < \$5,000	\$0	\$0	\$12,000	\$7,112	\$0	\$0	\$0
5260 - HEALTH - EMPLOYEE PHYSICALS	\$233	\$500	\$500	\$0	\$0	\$0	\$0
5263 - ADVERTISING	\$412	\$500	\$500	\$350	\$0	\$0	\$0
5265 - PROFESSIONAL & SPECIAL SERVICE	\$1,609	\$2,700	\$2,700	\$2,199	\$2,700	\$2,700	\$0
5291 - OFFICE, SPACE & SITE RENTAL	\$1,629	\$0	\$0	\$0	\$0	\$0	\$0
5311 - GENERAL OPERATING EXPENSE	\$4,883	\$4,000	\$4,000	\$3,144	\$5,000	\$5,000	\$0
5331 - TRAVEL EXPENSE	\$2,820	\$3,000	\$3,000	\$1,907	\$4,850	\$4,850	\$0
5351 - UTILITIES	\$1,581	\$2,500	\$1,515	\$1,517	\$2,500	\$2,500	\$0
SERVICES & SUPPLIES	\$45,664	\$48,200	\$59,215	\$46,350	\$50,050	\$50,050	\$0
5121 - INTERNAL CHARGES	\$9,028	\$9,500	\$9,500	\$8,390	\$10,000	\$10,000	\$0
5123 - TECH REFRESH EXPENSE	\$3,496	\$3,819	\$3,819	\$3,819	\$3,957	\$3,957	\$0
5128 - INTERNAL SHREDDING CHARGES	\$345	\$360	\$360	\$360	\$360	\$360	\$0
5129 - INTERNAL COPY CHARGES (NON-IS)	\$472	\$330	\$600	\$551	\$1,118	\$1,118	\$0
5152 - WORKERS COMPENSATION	\$5,159	\$7,279	\$7,279	\$7,278	\$4,497	\$4,497	\$0
5155 - PUBLIC LIABILITY INSURANCE	\$4,026	\$5,340	\$5,340	\$5,340	\$3,814	\$3,814	\$0
5315 - COUNTY COST PLAN	\$0	\$21,928	\$21,928	\$21,927	\$31,419	\$31,419	\$0
5333 - MOTOR POOL	\$30,135	\$32,000	\$20,000	\$17,249	\$34,225	\$34,225	\$0
INTERNAL CHARGES	\$52,662	\$80,556	\$68,826	\$64,917	\$89,390	\$89,390	\$0
5655 - VEHICLES	\$29,644	\$0	\$0	\$0	\$0	\$0	\$0
FIXED ASSETS	\$29,644	\$0	\$0	\$0	\$0	\$0	\$0
TOTAL EXPENSES:	\$820,240	\$937,107	\$911,232	\$624,470	\$947,206	\$940,859	\$0
BUDGET UNIT: 045400 ENVIRONMENTAL HEALTH - GENERAL	(\$0)	(\$6,735)	(\$6,735)	\$274,189	(\$30,464)	(\$24,117)	\$0

DISTRICT ATTORNEY

022400

DEPARTMENTAL FUNCTIONS

The District Attorney is the public prosecutor for Inyo County, charged with instituting and prosecuting court cases against persons charged with or reasonably suspected of committing public offenses. The District Attorney's office reviews law enforcement reports, coordinates investigations and makes final decisions regarding the filing and prosecution of all adult criminal complaints and juvenile delinquency petitions. The District Attorney's office has the authority to file civil cases related to consumer protection, environmental protection, and public nuisances.

Attorneys from our office assist in addressing truancy issues in the Inyo County Schools through the School Attendance Review Board and other working groups. The District Attorney serves as one of the legal advisors to the Inyo County Grand Jury. When called upon, the District Attorney's office provides attorneys, investigators, and staff to assist with criminal investigations in other County Departments. Beginning in 2018-19, the District Attorney's Office will also be assuming responsibility (from County Counsel) for the prosecution of bail forfeiture proceedings.

MAJOR ACCOMPLISHMENTS IN FISCAL YEAR 2017-2018

- Continued protection of the public through effective criminal case prosecution.
- Maintenance of relationships with all criminal justice partners, which facilitates communications and case resolution.
- Implementation of a cloud-based case management system which has resulted in our office becoming completely "paper optional". All files are now maintained electronically rather than in paper-based files.
- Completed revision and rewrite of DA Office Policy Manual (last revised in 2002).

GOALS FOR FISCAL YEAR 2018-2019

- Complete integration of our case management system with the Inyo County Superior Court.
- Continue consistent and fair administration of justice in Inyo County.
- Continue to improve systems for the administration of justice and reduce inconvenience to the public and to victims of crime.

DEPARTMENTAL BUDGET REQUEST FOR FISCAL YEAR 2018-2019

The Department's Fiscal Year 2018-2019 Requested Budget represents an overall increase of \$121,802 in expenditures, and a decrease of \$1,556 in revenues, when compared to the Fiscal Year 2017-2018 Board Approved Budget. As a result, the Requested Net County Cost is increased by \$123,358.

The vast majority of the District Attorney's costs are for personnel. This year, the District Attorney Investigative Assistant position (a non-sworn, non-peace officer position) is being moved from budget unit 022410 (DA Safety) to this budget unit. While that move is a "net zero" across the two units, it substantially increased costs in this budget. As with the entire County, the DA is facing a substantial increase in unfunded retirement liability.

Personnel Costs increased by \$129,947 compared to the Fiscal Year 2017-2018 Board Approved Budget, due to moving the District Attorney Investigative Assistant position from DA Safety (022410) to this budget unit, and to increased benefit costs (including unfunded retirement liability).

Revenues

4460 (REALIGNMENT - 2011) increased by \$1,770: Per notification from State of California (per direction from County Administration); **4488** (CITIZEN OPTION - PUBLIC SAFETY) decreased by \$326: We are slightly reducing expenditure on COPS related equipment this year. Our COPS revenue is a reimbursement for equipment purchased; **4765** (P.O.S.T.) decreased by \$3,000: P.O.S.T. revenues are reimbursement for Investigator training. Based on actual training received and anticipated reimbursement, we are estimating a decrease in P.O.S.T. revenues for 2018-19.

Personnel

The Department's Requested Budget represents an increase in the number of fulltime equivalent (FTE) positions that are supported by this budget.

As discussed above, there is no net increase in DA personnel. This budget unit is increasing by one position, and the DA Safety Budget is decreasing by one position as the District Attorney Investigative Assistant position is moved to the DA Budget.

Services & Supplies

5122 (CELL PHONES) increased by \$550: Additional billing for a wifi hotspot for use by the attorneys in the Bishop court; **5232** (OFFICE & OTHER EQUIP < \$5,000) increased by \$374: Upgrading computer monitors so that all staff have 22 inch monitors; **5291** (OFFICE, SPACE & SITE RENTAL) decreased by \$1,560: Last fiscal year, we needed to rent off-site storage for files. That problem has been remedied by the acquisition of more space at our Bishop location, so all files are back being stored on-site; **5331** (TRAVEL EXPENSE) decreased by \$1,317: We are budgeting for less training this year (primarily for Investigators, who have completed substantial training during the past several years); **5351** (UTILITIES) decreased by \$660: With the relocation of our CLETS (California Law Enforcement Telecommunication System) line, our costs to AT&T have actually gone down.

Support & Care of Persons

(There are no changes in this object category from the previous fiscal year.)

Fixed Assets

(There are no changes in this object category from the previous fiscal year.)

FISCAL YEAR 2018-2019 REDUCTION IMPACTS TO BASE BUDGET

The vast majority of District Attorney costs are for personnel. We are currently privileged to be staffed with knowledgeable, trained and dedicated people. Given the increases in unfunded retirement liability and salary and benefit costs appropriately negotiated by County staff, it is impossible for our net County costs to equal the 2017-18 budget. We have moved to reduce spending in some areas, and to keep travel for training at reasonable levels (but, again, training is critical for our office functioning).

FISCAL YEAR 2018-2019 STATE/FEDERAL FUNDING SUMMARY

The DA share of criminal justice realignment funds, State Public Safety Funds, and Citizen Option (COPS) funds appear stable. Additional criminal justice realignment funding for our case management system costs, while administered by the Community Corrections Partnership Executive Committee and the Board of Supervisors also appears to be stable.

FISCAL YEAR 2018-2019 REGULATORY COMPLIANCE SUMMARY

None.

MAJOR POLICY CONSIDERATIONS BEING REQUESTED

No major policy considerations are being requested. The mission of the District Attorney's office remains constant, and many major policy changes are dependent on changes in penal laws at the State level. It is anticipated that the District Attorney should be able to function effectively at its current staffing levels for the foreseeable future.

COUNTY OF INYO

BUD002A - BUDGET REQUESTS

RUNDATE: 06/30/2018 TODAY'S DATE: 08/09/2018

FOR FISCAL YEARS: 07/01/2016 - 06/30/19

	YTD ACTUALS 06/30/2017	BOARD APPROVED 06/30/2018	WORKING BUDGET 06/30/2018	YTD ACTUALS 06/30/2018	DEPT REQUESTED 06/30/2019	CAO RECOMM 06/30/2019	BOARD APPROVED 06/30/2019
SALARIES & BENEFITS	\$881,595	\$954,632	\$954,632	\$913,438	\$1,084,579	\$1,073,963	\$0
5122 - CELL PHONES	\$487	\$1,650	\$1,650	\$701	\$2,200	\$2,200	\$0
5232 - OFFICE & OTHER EQUIP < \$5,000	\$5,051	\$4,130	\$4,130	\$3,460	\$4,504	\$4,504	\$0
5260 - HEALTH - EMPLOYEE PHYSICALS	\$0	\$550	\$550	\$0	\$550	\$550	\$0
5263 - ADVERTISING	\$155	\$500	\$500	\$0	\$500	\$500	\$0
5265 - PROFESSIONAL & SPECIAL SERVICE	\$13,445	\$33,730	\$33,730	\$14,683	\$33,730	\$33,730	\$0
5291 - OFFICE, SPACE & SITE RENTAL	\$550	\$1,560	\$200	\$200	\$0	\$0	\$0
5311 - GENERAL OPERATING EXPENSE	\$24,917	\$28,736	\$28,736	\$24,847	\$28,736	\$28,736	\$0
5321 - SPECIAL APPROPRIATION	\$5,000	\$5,000	\$5,000	\$5,000	\$5,000	\$5,000	\$0
5331 - TRAVEL EXPENSE	\$17,585	\$30,392	\$30,392	\$17,077	\$29,075	\$23,000	\$0
5351 - UTILITIES	\$16,983	\$23,532	\$24,892	\$13,754	\$22,872	\$17,000	\$0
SERVICES & SUPPLIES	\$84,175	\$129,780	\$129,780	\$79,724	\$127,167	\$115,220	\$0
5123 - TECH REFRESH EXPENSE	\$11,029	\$11,750	\$11,750	\$11,750	\$11,788	\$11,788	\$0
5128 - INTERNAL SHREDDING CHARGES	\$575	\$600	\$600	\$600	\$600	\$600	\$0
5129 - INTERNAL COPY CHARGES (NON-IS)	\$1,639	\$1,736	\$1,736	\$193	\$1,681	\$1,681	\$0
5152 - WORKERS COMPENSATION	\$12,900	\$16,519	\$16,519	\$16,518	\$14,629	\$14,629	\$0
5155 - PUBLIC LIABILITY INSURANCE	\$24,441	\$26,850	\$26,850	\$26,850	\$23,225	\$23,225	\$0
5333 - MOTOR POOL	\$20,765	\$26,000	\$26,000	\$17,144	\$26,000	\$26,000	\$0
INTERNAL CHARGES	\$71,349	\$83,455	\$83,455	\$73,057	\$77,923	\$77,923	\$0
5700 - CONSTRUCTION IN PROGRESS	\$70,267	\$0	\$0	\$0	\$0	\$0	\$0
FIXED ASSETS	\$70,267	\$0	\$0	\$0	\$0	\$0	\$0
TOTAL EXPENSES:	\$1,107,387	\$1,167,867	\$1,167,867	\$1,066,220	\$1,289,669	\$1,267,106	\$0
BUDGET UNIT: 022400 DISTRICT ATTORNEY	(\$807,110)	(\$930,884)	(\$930,884)	(\$827,647)	(\$1,054,242)	(\$1,031,679)	\$0

DISTRICT ATTORNEY - SAFETY

022410

DEPARTMENTAL FUNCTIONS

The District Attorney-Safety budget funds the sworn peace officer/District Attorney Investigators. Most DA personnel are not sworn peace officers. However, our Chief Investigator and Criminal Investigator are peace officers as defined by the California Penal Code and possess the powers as Deputy Sheriffs and Police Officers. Because they belong to different bargaining units and receive different benefits, they are accounted for in this budget unit.

The primary purpose of the District Attorney Investigators is to assist DA attorneys in final investigations and preparation for trial. They are invaluable as courtroom assistants during trial, and also in obtaining the attendance of difficult to locate and/or uncooperative witnesses.

District Attorney Investigators are also available to assist Sheriff's Department Investigators and Bishop Police Department officers in the initial investigation of alleged crimes, and regularly do so.

The District Attorney is the lead agency in conducting criminal investigations in any Officer Involved Shootings involving the Inyo County Sheriff or the Bishop Police Department. Fortunately, such investigations are rare in Inyo County, but when they are required they are conducted by the District Attorney Investigators under the direct supervision of the District Attorney.

MAJOR ACCOMPLISHMENTS IN FISCAL YEAR 2017-2018

- Began transition and implementation of new District Attorney Investigative Assistant position.
- Provided support during several jury trials during the year.
- Continued to assist other agencies with sensitive investigations, especially Child Forensic Interviews.

GOALS FOR FISCAL YEAR 2018-2019

- Fully implement the new position of District Attorney Investigative Assistant.
- Unify Investigative and Subpoena services in the Investigations unit.
- Continue to provide high-quality support to the attorneys employed by the DA.
- Continue to provide assistance, on request, to all Inyo County law enforcement agencies.

DEPARTMENTAL BUDGET REQUEST FOR FISCAL YEAR 2018-2019

The Department's Fiscal Year 2018-2019 Requested Budget represents an overall decrease of \$27,760 in expenditures, and an increase of \$0 in revenues, when compared to the Fiscal Year 2017-2018 Board Approved Budget. As a result, the Requested Net County Cost is decreased by \$27,760.

In 2017-18, the District Attorney was approved to hire a non-sworn District Attorney Investigative Assistant. While this position is "housed" in the Investigations unit, it was determined that the personnel costs were more appropriately placed in the regular District Attorney budget (022400). This resulted in a net reduction of county costs in this budget unit and a corresponding increase in that budget unit. Notwithstanding the relocation of the Investigative Assistant to the regular budget, this unit is seeing the same cost increases in unfunded retirement

liabilities that the County is experiencing across the board.

Personnel Costs decreased by \$28,110 compared to the Fiscal Year 2017-2018 Board Approved Budget, due to District Attorney Investigative Assistant position being "moved" to budget unit 022400 (regular DA budget).

Revenues

(There are no changes in this object category from the previous fiscal year.)

Personnel

The Department's Requested Budget represents a decrease in the number of fulltime equivalent (FTE) positions that are supported by this budget.

Across the three DA budget units, there is no change in personnel. As indicated above, the position of DA Investigative Assistant is being moved from the Safety budget to the general DA budget, but this will not result in any change to the overall office.

Services & Supplies

(There are no changes in this object category from the previous fiscal year.)

Support & Care of Persons

(There are no changes in this object category from the previous fiscal year.)

Fixed Assets

(There are no changes in this object category from the previous fiscal year.)

FISCAL YEAR 2018-2019 REDUCTION IMPACTS TO BASE BUDGET

In this budget unit, none.

FISCAL YEAR 2018-2019 STATE/FEDERAL FUNDING SUMMARY

We do not anticipate any changes in state or federal revenues. This is primarily a general fund budget. Our income from HHS investigations should remain stable.

FISCAL YEAR 2018-2019 REGULATORY COMPLIANCE SUMMARY

None

MAJOR POLICY CONSIDERATIONS BEING REQUESTED

None

COUNTY OF INYO

BUD002A - BUDGET REQUESTS

RUNDATE: 06/30/2018 TODAY'S DATE: 08/09/2018

FOR FISCAL YEARS: 07/01/2016 - 06/30/19

	YTD ACTUALS 06/30/2017	BOARD APPROVED 06/30/2018	WORKING BUDGET 06/30/2018	YTD ACTUALS 06/30/2018	DEPT REQUESTED 06/30/2019	CAO RECOMM 06/30/2019	BOARD APPROVED 06/30/2019
BUDGET UNIT: 022410 DISTRICT ATTORNEY - SAFETY							
FUND: 0001 GENERAL FUND							
REVENUES:							
4698 - INVESTIGATIONS	\$12,831	\$33,000	\$33,000	\$13,239	\$33,000	\$33,000	\$0
CHARGES FOR CURRENT SERVICES	\$12,831	\$33,000	\$33,000	\$13,239	\$33,000	\$33,000	\$0
TOTAL REVENUES:	<u>\$12,831</u>	<u>\$33,000</u>	<u>\$33,000</u>	<u>\$13,239</u>	<u>\$33,000</u>	<u>\$33,000</u>	<u>\$0</u>
EXPENSES:							
5001 - SALARIED EMPLOYEES	\$205,551	\$229,669	\$229,669	\$193,599	\$201,211	\$201,211	\$0
5003 - OVERTIME	\$3,882	\$10,000	\$10,000	\$433	\$5,000	\$5,000	\$0
5004 - STANDBY TIME	\$1,826	\$10,400	\$10,400	\$10,300	\$10,400	\$10,400	\$0
5021 - RETIREMENT & SOCIAL SECURITY	\$3,367	\$14,967	\$14,967	\$4,021	\$14,318	\$14,318	\$0
5022 - PERS RETIREMENT	\$63,718	\$60,669	\$60,669	\$56,995	\$63,821	\$63,821	\$0
5023 - RETIREMENT SAFETY-SIDE FUND	\$27,560	\$28,765	\$28,765	\$28,765	\$29,701	\$29,701	\$0
5024 - RETIREMENT-UNFUNDED LIAB	\$41,218	\$62,892	\$62,892	\$63,372	\$82,436	\$82,436	\$0
5031 - MEDICAL INSURANCE	\$44,431	\$60,774	\$56,574	\$41,997	\$43,622	\$43,622	\$0
5032 - DISABILITY INSURANCE	\$2,044	\$2,364	\$2,364	\$1,867	\$2,033	\$2,033	\$0
5033 - SHERIFF DEPUTIES DISABILITY	\$572	\$516	\$516	\$582	\$714	\$714	\$0
5034 - EDUCATION REIMBURSEMENT	\$0	\$1,050	\$1,050	\$0	\$700	\$700	\$0
5042 - SICK LEAVE BUY OUT	\$5,587	\$0	\$0	\$0	\$0	\$0	\$0
5043 - OTHER BENEFITS	\$16,351	\$0	\$4,200	\$2,267	\$0	\$0	\$0
5111 - CLOTHING	\$2,250	\$2,000	\$2,000	\$2,000	\$2,000	\$2,000	\$0
SALARIES & BENEFITS	\$418,361	\$484,066	\$484,066	\$406,203	\$455,956	\$455,956	\$0
5152 - WORKERS COMPENSATION	\$31,728	\$26,415	\$26,415	\$26,415	\$26,863	\$26,863	\$0
5155 - PUBLIC LIABILITY INSURANCE	\$3,058	\$3,680	\$3,680	\$3,680	\$3,582	\$3,582	\$0
INTERNAL CHARGES	\$34,786	\$30,095	\$30,095	\$30,095	\$30,445	\$30,445	\$0
TOTAL EXPENSES:	<u>\$453,147</u>	<u>\$514,161</u>	<u>\$514,161</u>	<u>\$436,298</u>	<u>\$486,401</u>	<u>\$486,401</u>	<u>\$0</u>
BUDGET UNIT: 022410 DISTRICT ATTORNEY - SAFETY	(\$440,315)	(\$481,161)	(\$481,161)	(\$423,059)	(\$453,401)	(\$453,401)	\$0

OES-VWAC 17-18 620417

DEPARTMENTAL FUNCTIONS

This budget unit is funded entirely by a Cal OES grant for the provision of services to victims and witnesses of crime. The grant allows the District Attorney's office to fund one (1) Victim Witness Coordinator at 100%, the Administrative Assistant to the DA at 20%, and one Legal Secretary III at 10%.

The program provides direct services to victims designed to reduce trauma related to being a victim, including referral to community-based resources, access to State Victims of Crime program compensation, orientation to the criminal justice system, court escort and support, case status updates, restitution assistance, victim impact statements, restraining order assistance, and other services mandated in program guidelines.

This budget unit reflects the three month period from July, 2018 through September, 2018 due to the difference in fiscal years between the federal grant period and the County budget period.

MAJOR ACCOMPLISHMENTS IN FISCAL YEAR 2017-2018

- Took part in case management system implementation, including victim services module.
- Provided responsive services to victims of crime.
- Continued community outreach efforts for Victims of Crime month.

GOALS FOR FISCAL YEAR 2018-2019

- Continue to provide excellent levels of service to those victimized by crime.
- Continue to maximize coordination and elimination of duplication of efforts between DA victim services and other non-governmental organizations and service providers.

DEPARTMENTAL BUDGET REQUEST FOR FISCAL YEAR 2018-2019

The Department's Fiscal Year 2018-2019 Requested Budget represents an overall decrease of \$64,775 in expenditures, and a decrease of \$64,775 in revenues, when compared to the Fiscal Year 2017-2018 Board Approved Budget. As a result, the Requested Net County Cost is increased by \$0.

Personnel Costs decreased by \$51,200 compared to the Fiscal Year 2017-2018 Board Approved Budget, due to difference in fiscal years between Federal government and County. No actual decrease in total budget..

Revenues

4498 (STATE GRANTS) decreased by \$64,775: Difference in fiscal years between Federal government and County.

Personnel

The Department's Requested Budget represents no change in the number of fulltime equivalent (FTE) positions that are supported by this budget.

This budget unit supports one full-time Victim Witness Coordinator.

Services & Supplies

5122 (CELL PHONES) decreased by \$255: Partial grant year/differing fiscal years; **5232** (OFFICE & OTHER EQUIP < \$5,000) increased by \$1,500: Partial grant year/differing fiscal years; **5265** (PROFESSIONAL & SPECIAL SERVICE) decreased by \$725: Partial grant year/differing fiscal years; **5311** (GENERAL OPERATING EXPENSE) decreased by \$4,754: Partial grant year/differing fiscal years; **5331** (TRAVEL EXPENSE) decreased by \$200: Partial grant year/differing fiscal years; **5351** (UTILITIES) decreased by \$495: Partial grant year/differing fiscal years.

Support & Care of Persons

(There are no changes in this object category from the previous fiscal year.)

Fixed Assets

(There are no changes in this object category from the previous fiscal year.)

FISCAL YEAR 2018-2019 REDUCTION IMPACTS TO BASE BUDGET

This is entirely a grant funded unit and will have no impact on general fund programs. The program helps reduce general fund requirements for positions in the DA general budget (Administrative Assistant and one Legal Secretary). As noted, this budget unit is for the partial County fiscal year from July, 2018 through September, 2018.

FISCAL YEAR 2018-2019 STATE/FEDERAL FUNDING SUMMARY

We have received no indication that any of the grant funding is at risk. This program routinely allocates more money to us than we request. If, for some entirely unexpected reason grant funding were reduced or eliminated, the budget unit would be reduced or eliminated accordingly.

FISCAL YEAR 2018-2019 REGULATORY COMPLIANCE SUMMARY

None.

MAJOR POLICY CONSIDERATIONS BEING REQUESTED

None.

COUNTY OF INYO

BUD002A - BUDGET REQUESTS

RUNDATE: 06/30/2018 TODAY'S DATE: 08/09/2018

FOR FISCAL YEARS: 07/01/2016 - 06/30/19

	YTD ACTUALS 06/30/2017	BOARD APPROVED 06/30/2018	WORKING BUDGET 06/30/2018	YTD ACTUALS 06/30/2018	DEPT REQUESTED 06/30/2019	CAO RECOMM 06/30/2019	BOARD APPROVED 06/30/2019
BUDGET UNIT: 620417 OES-VWAC 17-18							
FUND: 6849 OES-VWAC 17-18							
REVENUES:							
4498 - STATE GRANTS	\$0	\$110,354	\$110,639	\$66,341	\$45,579	\$45,579	\$0
AID FROM OTHER GOVT AGENCIES	\$0	\$110,354	\$110,639	\$66,341	\$45,579	\$45,579	\$0
TOTAL REVENUES:	\$0	\$110,354	\$110,639	\$66,341	\$45,579	\$45,579	\$0
EXPENSES:							
5001 - SALARIED EMPLOYEES	\$0	\$52,726	\$52,726	\$49,808	\$18,673	\$18,673	\$0
5021 - RETIREMENT & SOCIAL SECURITY	\$0	\$4,240	\$4,240	\$3,901	\$1,492	\$1,492	\$0
5022 - PERS RETIREMENT	\$0	\$5,750	\$5,750	\$5,423	\$2,071	\$2,071	\$0
5024 - RETIREMENT-UNFUNDED LIAB	\$0	\$8,926	\$8,926	\$8,926	\$3,700	\$3,700	\$0
5031 - MEDICAL INSURANCE	\$0	\$4,098	\$4,098	\$3,681	\$1,393	\$1,393	\$0
5032 - DISABILITY INSURANCE	\$0	\$536	\$536	\$471	\$194	\$194	\$0
5034 - EDUCATION REIMBURSEMENT	\$0	\$350	\$350	\$345	\$0	\$0	\$0
5042 - SICK LEAVE BUY OUT	\$0	\$899	\$899	\$0	\$0	\$0	\$0
5043 - OTHER BENEFITS	\$0	\$1,800	\$1,800	\$1,689	\$602	\$602	\$0
SALARIES & BENEFITS	\$0	\$79,325	\$79,325	\$74,246	\$28,125	\$28,125	\$0
5122 - CELL PHONES	\$0	\$360	\$360	\$229	\$105	\$105	\$0
5232 - OFFICE & OTHER EQUIP < \$5,000	\$0	\$0	\$3,000	\$2,827	\$1,500	\$1,500	\$0
5265 - PROFESSIONAL & SPECIAL SERVICE	\$0	\$1,925	\$1,925	\$425	\$1,200	\$1,200	\$0
5311 - GENERAL OPERATING EXPENSE	\$0	\$10,970	\$8,255	\$8,438	\$6,216	\$6,216	\$0
5331 - TRAVEL EXPENSE	\$0	\$4,500	\$4,500	\$1,115	\$4,300	\$4,300	\$0
5351 - UTILITIES	\$0	\$801	\$801	\$892	\$306	\$306	\$0
SERVICES & SUPPLIES	\$0	\$18,556	\$18,841	\$13,928	\$13,627	\$13,627	\$0
5121 - INTERNAL CHARGES	\$0	\$525	\$525	\$400	\$280	\$280	\$0
5123 - TECH REFRESH EXPENSE	\$0	\$908	\$908	\$908	\$303	\$303	\$0
5129 - INTERNAL COPY CHARGES (NON-IS)	\$0	\$352	\$352	\$193	\$70	\$70	\$0
5152 - WORKERS COMPENSATION	\$0	\$823	\$823	\$822	\$262	\$262	\$0
5155 - PUBLIC LIABILITY INSURANCE	\$0	\$604	\$604	\$603	\$223	\$223	\$0
5315 - COUNTY COST PLAN	\$0	\$6,448	\$6,448	\$6,447	\$1,149	\$1,149	\$0
5333 - MOTOR POOL	\$0	\$2,813	\$2,813	\$1,810	\$1,540	\$1,540	\$0

COUNTY OF INYO

BUD002A - BUDGET REQUESTS

RUNDATE: 06/30/2018 TODAY'S DATE: 08/09/2018

FOR FISCAL YEARS: 07/01/2016 - 06/30/19

	YTD ACTUALS 06/30/2017	BOARD APPROVED 06/30/2018	WORKING BUDGET 06/30/2018	YTD ACTUALS 06/30/2018	DEPT REQUESTED 06/30/2019	CAO RECOMM 06/30/2019	BOARD APPROVED 06/30/2019
INTERNAL CHARGES	\$0	\$12,473	\$12,473	\$11,186	\$3,827	\$3,827	\$0
TOTAL EXPENSES:	\$0	\$110,354	\$110,639	\$99,361	\$45,579	\$45,579	\$0
BUDGET UNIT: 620417 OES-VWAC 17-18	\$0	\$0	\$0	(\$33,020)	\$0	\$0	\$0

OES-VWAC 18-19 620418

DEPARTMENTAL FUNCTIONS

This budget unit is funded entirely by a Cal OES grant for the provision of services to victims and witnesses of crime. The grant allows the District Attorney's office to fund one (1) Victim Witness Coordinator at 100%, the Administrative Assistant to the DA at 20%, and one Legal Secretary III at 10%.

The program provides direct services to victims designed to reduce trauma related to being a victim, including referral to community-based resources, access to State Victims of Crime program compensation, orientation to the criminal justice system, court escort and support, case status updates, restitution assistance, victim impact statements, restraining order assistance, and other services mandated in program guidelines.

Due to the overlap in federal and County fiscal years, this budget unit reflects the 9 month period from October, 2018 to June, 2019.

MAJOR ACCOMPLISHMENTS IN FISCAL YEAR 2017-2018

- Took part in case management system implementation, including victim services module.
- Provided responsive services to victims of crime.
- Continued community outreach efforts for Victims of Crime month.

GOALS FOR FISCAL YEAR 2018-2019

- Continue to provide excellent levels of service to those victimized by crime.
- Continue to maximize coordination and elimination of duplication of efforts between DA victim services and other non-governmental organizations and service providers.

DEPARTMENTAL BUDGET REQUEST FOR FISCAL YEAR 2018-2019

The Department's Fiscal Year 2018-2019 Requested Budget represents an overall increase of \$285 in expenditures, and an increase of \$285 in revenues, when compared to the Fiscal Year 2017-2018 Board Approved Budget. As a result, the Requested Net County Cost is increased by \$0.

Personnel Costs increased by \$5,374 compared to the Fiscal Year 2017-2018 Board Approved Budget, due to salary and benefit increases negotiated with ICEA, as well as unfunded retirement liability.

Revenues

4498 (STATE GRANTS) increased by \$285: Notified by Cal OES that the grant amount increased.

Personnel

The Department's Requested Budget represents no change in the number of fulltime equivalent (FTE) positions that are supported by this budget.

This budget unit supports one full-time Victim Witness Coordinator.

Services & Supplies

5122 (CELL PHONES) decreased by \$45: Based on actuals for 2017-18; **5232** (OFFICE & OTHER EQUIP < \$5,000) increased by \$500: Based on actuals for 2017-18; **5265** (PROFESSIONAL & SPECIAL SERVICE) decreased by \$1,500: To offset increased personnel costs; **5311** (GENERAL OPERATING EXPENSE) decreased by \$794: To offset increased personnel costs; **5351** (UTILITIES) increased by \$117: Based on actuals for 2017-18.

Support & Care of Persons

(There are no changes in this object category from the previous fiscal year.)

Fixed Assets

(There are no changes in this object category from the previous fiscal year.)

FISCAL YEAR 2018-2019 REDUCTION IMPACTS TO BASE BUDGET

This is entirely a grant funded unit and will have no impact on general fund programs. The program helps reduce general fund requirements for positions in the DA general budget (Administrative Assistant and one Legal Secretary).

FISCAL YEAR 2018-2019 STATE/FEDERAL FUNDING SUMMARY

We have received no indication that any of the grant funding is at risk. This program routinely allocates more money to us than we request. If, for some entirely unexpected reason grant funding were reduced or eliminated, the budget unit would be reduced or eliminated accordingly.

FISCAL YEAR 2018-2019 REGULATORY COMPLIANCE SUMMARY

None

MAJOR POLICY CONSIDERATIONS BEING REQUESTED

None

COUNTY OF INYO

BUD002A - BUDGET REQUESTS

RUNDATE: 06/30/2018 TODAY'S DATE: 08/09/2018

FOR FISCAL YEARS: 07/01/2016 - 06/30/19

	YTD ACTUALS 06/30/2017	BOARD APPROVED 06/30/2018	WORKING BUDGET 06/30/2018	YTD ACTUALS 06/30/2018	DEPT REQUESTED 06/30/2019	CAO RECOMM 06/30/2019	BOARD APPROVED 06/30/2019
BUDGET UNIT: 620418 OES-VWAC 18-19							
FUND: 6857 OES-VWAC 18-19							
REVENUES:							
4498 - STATE GRANTS	\$0	\$0	\$0	\$0	\$110,639	\$110,639	\$0
AID FROM OTHER GOVT AGENCIES	\$0	\$0	\$0	\$0	\$110,639	\$110,639	\$0
TOTAL REVENUES:	\$0	\$0	\$0	\$0	\$110,639	\$110,639	\$0
EXPENSES:							
5001 - SALARIED EMPLOYEES	\$0	\$0	\$0	\$0	\$56,014	\$56,014	\$0
5021 - RETIREMENT & SOCIAL SECURITY	\$0	\$0	\$0	\$0	\$4,470	\$4,470	\$0
5022 - PERS RETIREMENT	\$0	\$0	\$0	\$0	\$6,210	\$6,210	\$0
5024 - RETIREMENT-UNFUNDED LIAB	\$0	\$0	\$0	\$0	\$11,098	\$11,098	\$0
5031 - MEDICAL INSURANCE	\$0	\$0	\$0	\$0	\$4,172	\$4,172	\$0
5032 - DISABILITY INSURANCE	\$0	\$0	\$0	\$0	\$580	\$580	\$0
5034 - EDUCATION REIMBURSEMENT	\$0	\$0	\$0	\$0	\$350	\$350	\$0
5043 - OTHER BENEFITS	\$0	\$0	\$0	\$0	\$1,805	\$1,805	\$0
SALARIES & BENEFITS	\$0	\$0	\$0	\$0	\$84,699	\$84,699	\$0
5122 - CELL PHONES	\$0	\$0	\$0	\$0	\$315	\$315	\$0
5232 - OFFICE & OTHER EQUIP < \$5,000	\$0	\$0	\$0	\$0	\$500	\$500	\$0
5265 - PROFESSIONAL & SPECIAL SERVICE	\$0	\$0	\$0	\$0	\$425	\$425	\$0
5311 - GENERAL OPERATING EXPENSE	\$0	\$0	\$0	\$0	\$10,176	\$10,176	\$0
5331 - TRAVEL EXPENSE	\$0	\$0	\$0	\$0	\$4,500	\$4,500	\$0
5351 - UTILITIES	\$0	\$0	\$0	\$0	\$918	\$918	\$0
SERVICES & SUPPLIES	\$0	\$0	\$0	\$0	\$16,834	\$16,834	\$0
5121 - INTERNAL CHARGES	\$0	\$0	\$0	\$0	\$525	\$525	\$0
5123 - TECH REFRESH EXPENSE	\$0	\$0	\$0	\$0	\$908	\$908	\$0
5129 - INTERNAL COPY CHARGES (NON-IS)	\$0	\$0	\$0	\$0	\$380	\$380	\$0
5152 - WORKERS COMPENSATION	\$0	\$0	\$0	\$0	\$729	\$729	\$0
5155 - PUBLIC LIABILITY INSURANCE	\$0	\$0	\$0	\$0	\$618	\$618	\$0
5315 - COUNTY COST PLAN	\$0	\$0	\$0	\$0	\$3,446	\$3,446	\$0
5333 - MOTOR POOL	\$0	\$0	\$0	\$0	\$2,500	\$2,500	\$0
INTERNAL CHARGES	\$0	\$0	\$0	\$0	\$9,106	\$9,106	\$0

COUNTY COUNSEL

010700

DEPARTMENTAL FUNCTIONS

The County Counsel's Office provides legal representation and advice to the Board of Supervisors, County officers, departments, commissions and other entities within County government. Legal services are also provided to special districts and other entities outside County government on a cost-recovery or courtesy basis. The department provides services internally to county staff and does not generally provide direct public services.

MAJOR ACCOMPLISHMENTS IN FISCAL YEAR 2017-2018

- The County Counsel's Office primarily supports and assists other departments in accomplishing their projects. Thus, our "accomplishments" are not exclusively our own department's projects, but rather are other departments' projects with respect to which we expect to play a significant role.
- Provided advice and assistance to staff and board members on various matters, including water-related and/or LADWP matters.
- Assisted with commercial cannabis regulations and documents, short term rentals, and Owens Valley Groundwater Authority (OVGA).
- Assisted with lease for consolidated office building and preparation of bid documents, RFPs, RFQs, and contracts for public facilities projects
- Represented the County and its departments in court and administrative proceedings, including child dependency, conservatorships, code enforcement, and tax collections matters.

GOALS FOR FISCAL YEAR 2018-2019

- As mentioned above under "major accomplishments," the County Counsel's Office primarily supports and assists other departments in accomplishing their projects. Thus, our "goals and objectives" are not exclusively our own department's projects, but rather are other department's projects with respect to which we expect to play a significant role.
- Continue to provide a high level of support, assistance, and representation to Board of Supervisors, County departments, commissions, boards, officers and other local entities where authorized.
- Continue to assist CAO, Water Department, and others in various water-related and/or LADWP matters.
- Continue to assist with commercial cannabis regulations, lease for consolidated office building, and preparation of bid documents, RFPs, RFQs, and contracts for public facilities projects
- Participate in labor negotiations and continue to represent the County and its departments in court and administrative proceedings, including child dependency, conservatorships, code enforcement, and tax collections matters.

DEPARTMENTAL BUDGET REQUEST FOR FISCAL YEAR 2018-2019

The Department's Fiscal Year 2018-2019 Requested Budget represents an overall increase of \$29,191 in expenditures, and a decrease of \$2,852 in revenues, when compared to the Fiscal Year 2017-2018 Board Approved Budget. As a result, the Requested Net County Cost is increased by \$32,043.

Personnel Costs increased by \$28,825 compared to the Fiscal Year 2017-2018 Board Approved Budget, due to Salary step increase and potential career ladder promotion for a Deputy County Counsel beginning January 1, 2019; 2% COLA effective July 1, 2018; significant increases due to unfunded liability costs and other items outside of Office's control.

Revenues

4631 (COUNTY COUNSEL FEES) decreased by \$1,852: Anticipated revenue decreased due to closure of existing Public Guardian cases wherein expected funds were paid and reimbursed to County Counsel for services. We have no expected substantial accountings nor probate fees for this fiscal year; **4819** (SERVICES & FEES) increased by \$1,500: Increase due to fee schedule for legal services and agreed Contract Amendment between County Counsel and ESTA; **4821** (INTRA COUNTY CHARGES) decreased by \$2,500: Decrease due to County Counsel not receiving expected revenue of \$3,000 for last fiscal year, and reductions in anticipated revenue for future projects within the Planning Department. The County Counsel may also receive revenue from the OVGA, but that potential revenue is not included in this budget due to the uncertainty surrounding the amount of services we will ultimately provide.

Personnel

The Department's Requested Budget represents no change in the number of fulltime equivalent (FTE) positions that are supported by this budget.

Career Ladder promotion for Deputy County Counsel may occur with resulting increase from Range 81 to Range 83 effective January 2019.

Services & Supplies

5171 (MAINTENANCE OF EQUIPMENT) increased by \$0: Kept funds at \$200 for repair of equipment; **5232** (OFFICE & OTHER EQUIP < \$5,000) decreased by \$100: Reduced to keep overall budget cost down from \$1,100 to \$1,000.00; **5265** (PROFESSIONAL & SPECIAL SERVICE) increased by \$0: No changes to this object code, \$25,000 for professional services of Greg James and potential costs for professional services i.e., Shred Pro; court transcripts, subpoena fees, process service, etc; **5281** (RENTS & LEASES-EQUIPMENT) decreased by \$2,097: Contract for WestNext Legal Services plan to expire this October and costs for renewal begin November -June of next fiscal year; **5311** (GENERAL OPERATING EXPENSE) decreased by \$17: Reduced to help meet with budget requirements; **5331** (TRAVEL EXPENSE) decreased by \$72: Reduced to help meet with budget requirements; **5351** (UTILITIES) increased by \$200: Increase in monthly charges for Bishop phone service for 3 offices.

Support & Care of Persons

(There are no changes in this object category from the previous fiscal year.)

Fixed Assets

(There are no changes in this object category from the previous fiscal year.)

FISCAL YEAR 2018-2019 REDUCTION IMPACTS TO BASE BUDGET

As noted above, total expenditures significantly increased due to certain expenses outside the control of the Office (e.g. Pers Retirement; Retirement -Unfunded Liability); COLA for employees by 2%; and employee career ladder.

FISCAL YEAR 2018-2019 STATE/FEDERAL FUNDING SUMMARY

n/a

FISCAL YEAR 2018-2019 REGULATORY COMPLIANCE SUMMARY

n/a

MAJOR POLICY CONSIDERATIONS BEING REQUESTED

The Office of County Counsel has no major policy considerations being requested at this time.

COUNTY OF INYO

BUD002A - BUDGET REQUESTS

RUNDATE: 06/30/2018 TODAY'S DATE: 08/09/2018

FOR FISCAL YEARS: 07/01/2016 - 06/30/19

	YTD ACTUALS 06/30/2017	BOARD APPROVED 06/30/2018	WORKING BUDGET 06/30/2018	YTD ACTUALS 06/30/2018	DEPT REQUESTED 06/30/2019	CAO RECOMM 06/30/2019	BOARD APPROVED 06/30/2019
BUDGET UNIT: 010700 COUNTY COUNSEL							
FUND: 0001 GENERAL FUND							
REVENUES:							
4599 - OTHER AGENCIES	\$0	\$0	\$0	\$6,530	\$0	\$0	\$0
AID FROM OTHER GOVT AGENCIES	\$0	\$0	\$0	\$6,530	\$0	\$0	\$0
4631 - COUNTY COUNSEL FEES	\$1,856	\$2,352	\$2,352	\$3,054	\$500	\$500	\$0
4819 - SERVICES & FEES	\$26,611	\$26,470	\$29,792	\$26,286	\$27,970	\$27,970	\$0
4821 - INTRA COUNTY CHARGES	\$84,205	\$87,000	\$87,000	\$78,950	\$84,500	\$84,500	\$0
4824 - INTER GOVERNMENT CHARGES	\$643	\$800	\$800	\$1,083	\$800	\$800	\$0
CHARGES FOR CURRENT SERVICES	\$113,318	\$116,622	\$119,944	\$109,374	\$113,770	\$113,770	\$0
4901 - PRIOR YEARS REVENUE	\$0	\$0	\$0	\$196	\$0	\$0	\$0
4999 - PRIOR YEARS REIMBURSEMENTS	\$0	\$0	\$0	\$173	\$0	\$0	\$0
OTHER REVENUE	\$0	\$0	\$0	\$369	\$0	\$0	\$0
TOTAL REVENUES:	\$113,318	\$116,622	\$119,944	\$116,275	\$113,770	\$113,770	\$0
EXPENSES:							
5001 - SALARIED EMPLOYEES	\$423,856	\$454,893	\$454,893	\$417,360	\$471,261	\$471,261	\$0
5021 - RETIREMENT & SOCIAL SECURITY	\$29,119	\$31,468	\$31,468	\$28,794	\$32,833	\$32,833	\$0
5022 - PERS RETIREMENT	\$111,701	\$75,980	\$75,980	\$69,579	\$78,423	\$78,423	\$0
5024 - RETIREMENT-UNFUNDED LIAB	\$0	\$36,622	\$36,622	\$36,622	\$45,535	\$45,535	\$0
5031 - MEDICAL INSURANCE	\$38,305	\$42,303	\$42,303	\$41,786	\$41,808	\$41,808	\$0
5032 - DISABILITY INSURANCE	\$3,225	\$3,675	\$3,675	\$3,145	\$3,886	\$3,886	\$0
5042 - SICK LEAVE BUY OUT	\$3,694	\$0	\$0	\$0	\$0	\$0	\$0
5043 - OTHER BENEFITS	\$8,658	\$7,200	\$7,200	\$6,867	\$7,220	\$7,220	\$0
SALARIES & BENEFITS	\$618,561	\$652,141	\$652,141	\$604,157	\$680,966	\$680,966	\$0
5171 - MAINTENANCE OF EQUIPMENT	\$0	\$200	\$0	\$0	\$200	\$200	\$0
5232 - OFFICE & OTHER EQUIP < \$5,000	\$789	\$1,100	\$1,100	\$740	\$1,000	\$1,000	\$0
5265 - PROFESSIONAL & SPECIAL SERVICE	\$3,061	\$30,000	\$30,000	\$3,652	\$30,000	\$30,000	\$0
5281 - RENTS & LEASES-EQUIPMENT	\$11,544	\$15,497	\$16,035	\$11,859	\$13,400	\$13,400	\$0
5311 - GENERAL OPERATING EXPENSE	\$15,220	\$15,313	\$15,313	\$13,058	\$15,296	\$15,296	\$0
5331 - TRAVEL EXPENSE	\$11,790	\$14,513	\$14,513	\$10,476	\$14,441	\$14,441	\$0
5351 - UTILITIES	\$1,868	\$1,000	\$1,200	\$1,149	\$1,200	\$1,200	\$0

COUNTY OF INYO

BUD002A - BUDGET REQUESTS

RUNDATE: 06/30/2018 TODAY'S DATE: 08/09/2018

FOR FISCAL YEARS: 07/01/2016 - 06/30/19

	YTD ACTUALS 06/30/2017	BOARD APPROVED 06/30/2018	WORKING BUDGET 06/30/2018	YTD ACTUALS 06/30/2018	DEPT REQUESTED 06/30/2019	CAO RECOMM 06/30/2019	BOARD APPROVED 06/30/2019
SERVICES & SUPPLIES	\$44,275	\$77,623	\$78,161	\$40,937	\$75,537	\$75,537	\$0
5121 - INTERNAL CHARGES	\$0	\$100	\$100	\$0	\$100	\$100	\$0
5123 - TECH REFRESH EXPENSE	\$2,955	\$3,944	\$3,944	\$3,944	\$4,119	\$4,119	\$0
5128 - INTERNAL SHREDDING CHARGES	\$531	\$550	\$550	\$550	\$550	\$550	\$0
5129 - INTERNAL COPY CHARGES (NON-IS)	\$1,955	\$1,485	\$1,485	\$1,802	\$2,053	\$2,053	\$0
5152 - WORKERS COMPENSATION	\$5,446	\$7,137	\$7,137	\$7,137	\$6,168	\$6,168	\$0
5155 - PUBLIC LIABILITY INSURANCE	\$5,190	\$15,600	\$15,600	\$15,600	\$18,278	\$18,278	\$0
5333 - MOTOR POOL	\$16,572	\$15,000	\$15,000	\$13,364	\$15,000	\$15,000	\$0
INTERNAL CHARGES	\$32,650	\$43,816	\$43,816	\$42,397	\$46,268	\$46,268	\$0
TOTAL EXPENSES:	\$695,488	\$773,580	\$774,118	\$687,492	\$802,771	\$802,771	\$0
BUDGET UNIT: 010700 COUNTY COUNSEL	(\$582,170)	(\$656,958)	(\$654,174)	(\$571,216)	(\$689,001)	(\$689,001)	\$0

COUNTY CLERK - GENERAL

010300

DEPARTMENTAL FUNCTIONS

The County Clerk-Recorder Department delivers services to people at a multitude of important junctures of life and has organized programs to meet those demands and mandated responsibilities. The Clerk-Recorders office consists of two departments: County Clerk and Recorder. Each of these departments has very distinct and unique legal mandates and duties.

County Clerk Division - Files/registers Fictitious Business Names Statements, Notary Public Oaths/Bonds, Process Server Oaths/Bonds, Unlawful Detainer Assistant Oaths/Bonds, Legal Document Assistant Oath/Bonds, Professional Photocopiers Oaths/Bonds, Loyalty Oaths for County Employees, Environmental Documents required by CEQA, Power of Attorney for Admitted Sureties, Disclosures required by County Ordinance, Grand Jury Reports, and other public notices. As Commission of Civil Marriages, the County Clerk also issues Marriage Licenses, performs and deputizes citizens to perform civil marriage ceremonies.

County Recorder Division - Reviews documents and maps presented for sufficiency and recordability, calculates the amount of fees and taxes due and once recorded maintains the records permanently; Provides facilities for public research and copies as requested. As the Registrar of Vital Statistics, the Recorder examines birth, death and marriage certificates when delivered, scans and indexes same, and provides certified copies to the public upon request as allowed by law. The Recorder also inventories and tracks banknote paper utilized in the issuance of Vital Statistics documents.

MAJOR ACCOMPLISHMENTS IN FISCAL YEAR 2017-2018

- Designed and implemented the first 100% electronic Fictitious Business Name (FBN) filing system in the State of California, with City Grows, Inc.
- Worked with the Tax Collector, Assessor and Deputy County Administrator to prepare and publish a "Guide to Starting a New Business in Inyo County"

GOALS FOR FISCAL YEAR 2018-2019

- Expand the FBN e-filings program to include Abandonment filings.

DEPARTMENTAL BUDGET REQUEST FOR FISCAL YEAR 2018-2019

The Department's Fiscal Year 2018-2019 Requested Budget represents an overall increase of \$9,832 in expenditures, and an increase of \$9,650 in revenues, when compared to the Fiscal Year 2017-2018 Board Approved Budget. As a result, the Requested Net County Cost is increased by \$182.

Increases in revenues have offset increases in expenditures in this budget. As a result, there will be a slight increase in Net County Cost in FY 2018-2019.

Personnel Costs increased by \$9,412 compared to the Fiscal Year 2017-2018 Board Approved Budget, due to a Board approved re-class of the Office Clerk position to an Office Technician..

Revenues

4672 (CLERK FEES) increased by \$650: Revenues are collected in this object code for miscellaneous filings such as Notary Bonds, security bond filings and certified copies. The Board of Supervisors authorized an increase in fees for services that contribute to revenues in this object code. The department is expecting a slight increase in revenues associated with these fee increases; **4702** (RECORDING FEES) decreased by \$1,000: Revenues are collected in this object code when documents are recorded in the land records. The amount of privately owned land has remained relatively stable in Inyo County, so projected revenue in the object code should meet 2017/18 actuals. Revenue was higher than projected in this object code in FY 2016/17 due to over 800 mining claims that were recorded by a single individual in 2016; **4819** (SERVICES & FEES) increased by \$10,000: SB 2 was passed by the California Legislature in 2017. This bill requires the collection of a \$75 tax on specified recorded documents, to be sent to the State of California to fund affordable housing programs. The department retains the actual cost to collect the fee from the total remittance to the State of California.

Personnel

The Department's Requested Budget represents no change in the number of fulltime equivalent (FTE) positions that are supported by this budget.

The Board of Supervisors authorized a re-class of an Office Clerk to an Office Technician in FY 2017-2018, resulting in a slight increase in expenditures in personnel costs.

Services & Supplies

5260 (HEALTH - EMPLOYEE PHYSICALS) decreased by \$200: There are no anticipated vacancies in the County Clerk department at this time; **5311** (GENERAL OPERATING EXPENSE) increased by \$350: Projected office supply needs are expected to increase slightly in this object code, due to increases in prices of goods.

Support & Care of Persons

(There are no changes in this object category from the previous fiscal year.)

Fixed Assets

(There are no changes in this object category from the previous fiscal year.)

FISCAL YEAR 2018-2019 REDUCTION IMPACTS TO BASE BUDGET

As in years past, this office encourages fiscal responsibility within the department. County staff continues to operate with a bare bones budget and looks for ways to cut spending where possible.

FISCAL YEAR 2018-2019 STATE/FEDERAL FUNDING SUMMARY

There are no State/Federal derived revenues included in this budget.

FISCAL YEAR 2018-2019 REGULATORY COMPLIANCE SUMMARY

All functions performed by the department are to comply with regulations required by state law.

MAJOR POLICY CONSIDERATIONS BEING REQUESTED

None at this time.

COUNTY OF INYO

BUD002A - BUDGET REQUESTS

RUNDATE: 06/30/2018 TODAY'S DATE: 08/09/2018

FOR FISCAL YEARS: 07/01/2016 - 06/30/19

	YTD ACTUALS 06/30/2017	BOARD APPROVED 06/30/2018	WORKING BUDGET 06/30/2018	YTD ACTUALS 06/30/2018	DEPT REQUESTED 06/30/2019	CAO RECOMM 06/30/2019	BOARD APPROVED 06/30/2019
BUDGET UNIT: 010300 COUNTY CLERK - GENERAL							
FUND: 0001 GENERAL FUND							
REVENUES:							
4082 - REAL PROPERTY TRANSFER TAX	\$88,032	\$61,000	\$61,000	\$94,235	\$61,000	\$71,000	\$0
TAXES - OTHER	\$88,032	\$61,000	\$61,000	\$94,235	\$61,000	\$71,000	\$0
4176 - LICENSES	\$4,674	\$6,500	\$6,500	\$7,738	\$6,500	\$6,500	\$0
LICENSES & PERMITS	\$4,674	\$6,500	\$6,500	\$7,738	\$6,500	\$6,500	\$0
4672 - CLERK FEES	\$1,141	\$350	\$350	\$2,272	\$1,000	\$1,000	\$0
4702 - RECORDING FEES	\$78,986	\$58,000	\$58,000	\$63,557	\$57,000	\$58,000	\$0
4703 - RECORDERS MICROGRAPHIC FEES	\$0	\$0	\$0	\$264	\$0	\$0	\$0
4819 - SERVICES & FEES	\$0	\$0	\$0	\$1,979	\$10,000	\$10,000	\$0
CHARGES FOR CURRENT SERVICES	\$80,127	\$58,350	\$58,350	\$68,073	\$68,000	\$69,000	\$0
TOTAL REVENUES:	\$172,833	\$125,850	\$125,850	\$170,047	\$135,500	\$146,500	\$0
EXPENSES:							
5001 - SALARIED EMPLOYEES	\$163,972	\$176,022	\$175,791	\$154,443	\$179,830	\$179,830	\$0
5003 - OVERTIME	\$302	\$1,517	\$1,517	\$639	\$917	\$917	\$0
5021 - RETIREMENT & SOCIAL SECURITY	\$12,045	\$13,627	\$13,627	\$11,324	\$13,969	\$13,969	\$0
5022 - PERS RETIREMENT	\$41,815	\$27,018	\$27,018	\$24,584	\$27,739	\$27,739	\$0
5024 - RETIREMENT-UNFUNDED LIAB	\$0	\$22,614	\$22,614	\$22,614	\$28,118	\$28,118	\$0
5031 - MEDICAL INSURANCE	\$36,270	\$38,423	\$38,423	\$34,871	\$37,873	\$37,873	\$0
5032 - DISABILITY INSURANCE	\$769	\$1,021	\$1,021	\$745	\$1,809	\$1,809	\$0
5042 - SICK LEAVE BUY OUT	\$1,070	\$601	\$601	\$0	\$0	\$0	\$0
SALARIES & BENEFITS	\$256,248	\$280,843	\$280,612	\$249,222	\$290,255	\$290,255	\$0
5260 - HEALTH - EMPLOYEE PHYSICALS	\$0	\$200	\$50	\$0	\$0	\$0	\$0
5265 - PROFESSIONAL & SPECIAL SERVICE	\$0	\$0	\$150	\$107	\$0	\$0	\$0
5311 - GENERAL OPERATING EXPENSE	\$757	\$1,000	\$1,000	\$711	\$1,350	\$1,350	\$0
5331 - TRAVEL EXPENSE	\$917	\$1,500	\$1,500	\$1,391	\$1,500	\$1,500	\$0
5499 - PRIOR YEAR REFUNDS	\$0	\$0	\$231	\$230	\$0	\$0	\$0
SERVICES & SUPPLIES	\$1,675	\$2,700	\$2,931	\$2,440	\$2,850	\$2,850	\$0
5123 - TECH REFRESH EXPENSE	\$2,855	\$3,694	\$3,694	\$3,694	\$3,713	\$3,713	\$0

COUNTY OF INYO

BUD002A - BUDGET REQUESTS

RUNDATE: 06/30/2018 TODAY'S DATE: 08/09/2018

FOR FISCAL YEARS: 07/01/2016 - 06/30/19

	YTD ACTUALS 06/30/2017	BOARD APPROVED 06/30/2018	WORKING BUDGET 06/30/2018	YTD ACTUALS 06/30/2018	DEPT REQUESTED 06/30/2019	CAO RECOMM 06/30/2019	BOARD APPROVED 06/30/2019
5128 - INTERNAL SHREDDING CHARGES	\$37	\$40	\$40	\$40	\$40	\$40	\$0
5129 - INTERNAL COPY CHARGES (NON-IS)	\$1,639	\$1,271	\$1,271	\$1,666	\$1,754	\$1,754	\$0
5152 - WORKERS COMPENSATION	\$2,258	\$2,834	\$2,834	\$2,834	\$2,762	\$2,762	\$0
5155 - PUBLIC LIABILITY INSURANCE	\$1,761	\$2,079	\$2,079	\$2,079	\$1,919	\$1,919	\$0
5333 - MOTOR POOL	\$0	\$400	\$400	\$368	\$400	\$400	\$0
INTERNAL CHARGES	\$8,550	\$10,318	\$10,318	\$10,681	\$10,588	\$10,588	\$0
TOTAL EXPENSES:	\$266,474	\$293,861	\$293,861	\$262,344	\$303,693	\$303,693	\$0
BUDGET UNIT: 010300 COUNTY CLERK - GENERAL	(\$93,641)	(\$168,011)	(\$168,011)	(\$92,297)	(\$168,193)	(\$157,193)	\$0

ELECTIONS

011000

DEPARTMENTAL FUNCTIONS

The County Clerk-Recorder is an elected official and serves as the Registrar of Voters for the County. The responsibilities of the Elections Division of the Clerk-Recorder Department include administering and conducting all federal, state, county, school and special district elections in Inyo County; promoting and encouraging voter registration; processing and certifying initiative referendum, recall and candidate nomination petitions; providing vote-by-mail balloting services; procure the use of polling places that are accessible to the elderly and disabled voters; recruiting, appointing and training poll workers; programming/testing ballot counting systems; provide advice and assistance to governmental entities and individuals regarding election processes; tallying/certifying election ballots; conducting the official canvass of the vote and recounts thereof; and maintain records and indices for public use. The County Clerk-Recorder is also the official filing officer for campaign disclosures and statements of economic interests as required by state and local laws.

MAJOR ACCOMPLISHMENTS IN FISCAL YEAR 2017-2018

- Assisted all 17 special districts to migrate from odd-year elections to even-year elections in compliance with SB 415.
- Conducted an election for the Eastern Sierra Community Services District on November 7, 2017. This District had not had a competitive election since its formation 40 years prior. In addition, the department conducted the Uniform District Election Law (UDEL) election for the all other community services districts, sanitary districts and fire districts in Inyo County.
- Conducted a Special Election for the Southern Inyo Healthcare District on April 10, 2018. The department conducted a successful pilot Risk-Limiting Audit of the April 10, 2018 Special Election.
- Conducted the June 5, 2018 Statewide Direct Primary Election. This election includes all statewide constitutional officers, US Senate, the 8th Congressional, the 26th Assembly, Supervisors, all County Elected Department Heads and Board of Education contests.
- Purchased and implemented a New Voting System.

GOALS FOR FISCAL YEAR 2018-2019

- Conduct the November 6, 2018 Gubernatorial General Election. This election will include the top-two vote getters of the June 5, 2018 primary election, Bishop City Counsel, Hospital Districts, School Districts and the Inyo-Mono Resources District.
- Conduct a Risk-Limiting Audit of the November 6, 2018 Gubernatorial General Election.

DEPARTMENTAL BUDGET REQUEST FOR FISCAL YEAR 2018-2019

The Department's Fiscal Year 2018-2019 Requested Budget represents an overall increase of \$811 in expenditures, and an increase of \$2,000 in revenues, when compared to the Fiscal Year 2017-2018 Board Approved Budget. As a result, the Requested Net County Cost is decreased by \$1,189.

With the purchase of the New Voting System, it is anticipated that expenditures for volunteer stipends will be decreased significantly due to efficiencies in the new system.

Personnel Costs increased by \$12,271 compared to the Fiscal Year 2017-2018 Board Approved Budget, due to a Board approved re-class of the Office Clerk position to an Office Technician. In addition, due to changes in state and federal law, election worker stipends for some volunteers will now be paid as part-time employees, instead of through object code 5316 (elections expenses).

Revenues

4498 (STATE GRANTS) increased by \$20,000: The Department of Homeland Security has authorized \$1.5 million dollars to assist California Counties with securing election systems. Contracts are anticipated to be distributed in July 2018; **4621** (DISTRICT ELECTIONS) decreased by \$15,500: All special districts have moved their elections from odd-numbered years to even-numbered years. As a result, there will be no UDEL election in Inyo County in FY 2018-2019; **4623** (ELECTION FILING FEES) decreased by \$2,500: There are only a handful of offices up for election in March 2020. It is likely that only a few candidates will pay for a Candidate Statement to be printed in the Inyo County Sample Ballot.

Personnel

The Department's Requested Budget represents no change in the number of fulltime equivalent (FTE) positions that are supported by this budget.

The Board of Supervisors authorized a re-class of an Office Clerk to an Office Technician in FY 2017-2018, resulting in a slight increase in expenditures in personnel costs.

Services & Supplies

5171 (MAINTENANCE OF EQUIPMENT) decreased by \$5,000: A new voting system was purchased in FY 2017-2018. The department does not anticipate any maintenance costs outside of the Board approved maintenance contract; **5232** (OFFICE & OTHER EQUIP < \$5,000) increased by \$7,000: The physical security of the voting system is equally as important as the cybersecurity of elections. The Information Services Department has recommended safeguarding the physical voting system with a modest security camera system and key card lock. In addition, the State of California is currently supporting legislation to move from a 1% hand tally audit requirement to a Risk-Limiting Audit (RLA) requirement of ballots that have been tabulated by electronic devices. A pilot RLA was conducted after the April 10, 2018 Special Election, and it was determined that in order to implement RLAs in a countywide election, imprinters will be needed to ensure accuracy in the process. Funds to purchase these services are anticipated to be reimbursed by the DHS security grant; **5265** (PROFESSIONAL & SPECIAL SERVICE) increased by \$6,000: Vendor support is needed on-site to install new imprinters in the voting systems scanners that will facilitate migration to Risk-Limiting Audits of elections; **5311** (GENERAL OPERATING EXPENSE) increased by \$12,500: Albert is a network monitoring program designed to secure election systems - which have been designated as critical infrastructure by the federal government. Funds to purchase these services are anticipated to be reimbursed by the DHS security grant; **5316** (ELECTION EXPENSE) decreased by \$31,500: The FY 2018/2019 FY will include the November 2018 Statewide General election only. All 17 Special Districts moved their 2019 elections to 2020 & 2022.

Support & Care of Persons

(There are no changes in this object category from the previous fiscal year.)

Fixed Assets

(There are no changes in this object category from the previous fiscal year.)

FISCAL YEAR 2018-2019 REDUCTION IMPACTS TO BASE BUDGET

As in years past, this office encourages fiscal responsibility within the department. County staff continues to operate with a bare-bones budget and looks for ways to cut spending where possible.

FISCAL YEAR 2018-2019 STATE/FEDERAL FUNDING SUMMARY

This budget does not include revenues from reimbursable state mandates. If the legislature continues to suspend all mandates as anticipated, it is likely that the county would not realize an estimated \$50,000 in revenues for reimbursable mandated voter related activities in FY 2018-2019.

FISCAL YEAR 2018-2019 REGULATORY COMPLIANCE SUMMARY

Election administration continues to be increasingly regulated, both at the State and Federal level. Several new programs and policies have been implemented in FY 2017-2018 and the department anticipates additional regulatory changes to state and federal law in FY 2018-2019.

MAJOR POLICY CONSIDERATIONS BEING REQUESTED

The State of California is currently supporting legislation to move from a 1% hand tally audit requirement to a Risk-Limiting Audit (RLA) requirement of ballots that have been tabulated by electronic devices. In addition, the State of California is encouraging California Counties to move toward a Voter Center model, in lieu of traditional polling places on Election Day. Implementation of Vote Centers will require a significant public information campaign, the establishment of a Voting Accessibility Committee and a Language Assistance Committee as well as installing network capabilities in all vote center locations.

COUNTY OF INYO

BUD002A - BUDGET REQUESTS

RUNDATE: 06/30/2018 TODAY'S DATE: 08/09/2018

FOR FISCAL YEARS: 07/01/2016 - 06/30/19

	YTD ACTUALS 06/30/2017	BOARD APPROVED 06/30/2018	WORKING BUDGET 06/30/2018	YTD ACTUALS 06/30/2018	DEPT REQUESTED 06/30/2019	CAO RECOMM 06/30/2019	BOARD APPROVED 06/30/2019
BUDGET UNIT: 011000 ELECTIONS							
FUND: 0001 GENERAL FUND							
REVENUES:							
4498 - STATE GRANTS	\$0	\$0	\$0	\$0	\$20,000	\$20,000	\$0
AID FROM OTHER GOVT AGENCIES	\$0	\$0	\$0	\$0	\$20,000	\$20,000	\$0
4621 - DISTRICT ELECTIONS	\$6,349	\$15,500	\$15,500	\$16,337	\$0	\$0	\$0
4622 - CANDIDATE STATEMENTS	\$4,350	\$1,300	\$1,300	\$8,450	\$1,300	\$1,300	\$0
4623 - ELECTION FILING FEES	\$0	\$3,500	\$3,500	\$8,673	\$1,000	\$1,000	\$0
4624 - MISCELLANEOUS ELECTION SERVICE	\$384	\$0	\$0	\$1,096	\$0	\$0	\$0
CHARGES FOR CURRENT SERVICES	\$11,084	\$20,300	\$20,300	\$34,557	\$2,300	\$2,300	\$0
4961 - REIMBURSED EXPENSES	\$1,033	\$0	\$0	\$1,474	\$0	\$0	\$0
4999 - PRIOR YEARS REIMBURSEMENTS	\$1,574	\$0	\$0	\$0	\$0	\$0	\$0
OTHER REVENUE	\$2,608	\$0	\$0	\$1,474	\$0	\$0	\$0
TOTAL REVENUES:	\$13,692	\$20,300	\$20,300	\$36,032	\$22,300	\$22,300	\$0
EXPENSES:							
5001 - SALARIED EMPLOYEES	\$85,575	\$91,881	\$90,361	\$83,044	\$95,114	\$95,114	\$0
5003 - OVERTIME	\$734	\$850	\$850	\$443	\$985	\$985	\$0
5012 - PART TIME EMPLOYEES	\$148	\$0	\$1,520	\$7,850	\$5,000	\$5,000	\$0
5021 - RETIREMENT & SOCIAL SECURITY	\$6,249	\$7,172	\$7,172	\$6,591	\$7,429	\$7,429	\$0
5022 - PERS RETIREMENT	\$22,167	\$14,533	\$14,533	\$13,488	\$15,138	\$15,138	\$0
5024 - RETIREMENT-UNFUNDED LIAB	\$0	\$13,733	\$13,733	\$13,733	\$17,075	\$17,075	\$0
5031 - MEDICAL INSURANCE	\$24,244	\$25,650	\$25,650	\$24,121	\$25,270	\$25,270	\$0
5032 - DISABILITY INSURANCE	\$517	\$684	\$684	\$524	\$963	\$963	\$0
5042 - SICK LEAVE BUY OUT	\$371	\$200	\$200	\$0	\$0	\$0	\$0
5043 - OTHER BENEFITS	\$593	\$0	\$0	\$0	\$0	\$0	\$0
SALARIES & BENEFITS	\$140,602	\$154,703	\$154,703	\$149,796	\$166,974	\$166,974	\$0
5171 - MAINTENANCE OF EQUIPMENT	\$1,378	\$5,000	\$600	\$0	\$0	\$0	\$0
5232 - OFFICE & OTHER EQUIP < \$5,000	\$2,421	\$0	\$0	\$0	\$7,000	\$15,000	\$0
5263 - ADVERTISING	\$262	\$1,200	\$1,200	\$438	\$1,200	\$1,200	\$0
5265 - PROFESSIONAL & SPECIAL SERVICE	\$0	\$0	\$0	\$0	\$6,000	\$6,000	\$0
5311 - GENERAL OPERATING EXPENSE	\$38,004	\$47,120	\$47,120	\$27,339	\$59,620	\$59,620	\$0

COUNTY OF INYO

BUD002A - BUDGET REQUESTS

RUNDATE: 06/30/2018 TODAY'S DATE: 08/09/2018

FOR FISCAL YEARS: 07/01/2016 - 06/30/19

	YTD ACTUALS 06/30/2017	BOARD APPROVED 06/30/2018	WORKING BUDGET 06/30/2018	YTD ACTUALS 06/30/2018	DEPT REQUESTED 06/30/2019	CAO RECOMM 06/30/2019	BOARD APPROVED 06/30/2019
5316 - ELECTION EXPENSE	\$54,242	\$77,500	\$81,500	\$65,813	\$46,000	\$46,000	\$0
5331 - TRAVEL EXPENSE	\$1,127	\$1,500	\$1,500	\$1,149	\$1,500	\$1,500	\$0
SERVICES & SUPPLIES	\$97,436	\$132,320	\$131,920	\$94,741	\$121,320	\$129,320	\$0
5123 - TECH REFRESH EXPENSE	\$2,264	\$2,421	\$2,421	\$2,421	\$1,816	\$1,816	\$0
5128 - INTERNAL SHREDDING CHARGES	\$37	\$40	\$40	\$40	\$40	\$40	\$0
5129 - INTERNAL COPY CHARGES (NON-IS)	\$418	\$405	\$405	\$479	\$612	\$612	\$0
5152 - WORKERS COMPENSATION	\$1,089	\$1,477	\$1,477	\$1,476	\$1,243	\$1,243	\$0
5155 - PUBLIC LIABILITY INSURANCE	\$849	\$1,083	\$1,083	\$1,083	\$1,055	\$1,055	\$0
5333 - MOTOR POOL	\$1,212	\$800	\$1,200	\$1,801	\$1,000	\$1,000	\$0
INTERNAL CHARGES	\$5,871	\$6,226	\$6,626	\$7,302	\$5,766	\$5,766	\$0
TOTAL EXPENSES:	\$243,910	\$293,249	\$293,249	\$251,840	\$294,060	\$302,060	\$0
BUDGET UNIT: 011000 ELECTIONS	(\$230,217)	(\$272,949)	(\$272,949)	(\$215,807)	(\$271,760)	(\$279,760)	\$0

RECORDERS MICROGRAPHIC/SYSTEM 023401

DEPARTMENTAL FUNCTIONS

This budget unit encompasses two Trust Accounts. The first is the Recorder's Micrographics Trust fund established pursuant to Government Code section 27361.4. The second is the Modernization Trust fund established pursuant to Government Code section 27361.

MAJOR ACCOMPLISHMENTS IN FISCAL YEAR 2017-2018

- The GIS Map retrieval project, which will allow any member of the public to search, locate and print copies of recorded maps associated with county parcels via a no-cost online GIS application.
- A review of the Redaction/Truncation program was conducted by the Auditor/Controller's office, and all documents from 1980-current have been redacted or truncated as required by statute.

GOALS FOR FISCAL YEAR 2018-2019

- Continue to create an electronic index of Official Recorders for 1980 & 1981
- The Map Restoration Project

DEPARTMENTAL BUDGET REQUEST FOR FISCAL YEAR 2018-2019

The Department's Fiscal Year 2018-2019 Requested Budget represents an overall decrease of \$454 in expenditures, and a decrease of \$3,500 in revenues, when compared to the Fiscal Year 2017-2018 Board Approved Budget. As a result, the Requested Net County Cost is increased by \$3,046.

The recording software system will no longer be supported at the end of the current contract. Resources within this budget will be focused on supporting the transition to a new software system by 2020-2021. Until that time, projects will be limited to mandated activities.

Personnel Costs increased by \$131 compared to the Fiscal Year 2017-2018 Board Approved Budget, due to increases in personnel costs beyond the control of the Department Head. There is no change to authorized staffing within this budget.

Revenues

4301 (INTEREST FROM TREASURY) increased by \$500: Interest rates have increased over the past two fiscal years, so we are projecting a modest increase in this object code from prior fiscal years; **4703** (RECORDERS MICROGRAPHIC FEES) decreased by \$1,000: Document recordings are slightly down from previous years, so we are projecting a slight decrease of revenues in this object code; **4705** (RECORDERS TRUNCATION PROGRAM) decreased by \$3,000: The fee associated with this object code had a sunset date of December 31, 2017, per statute, and funds will no longer be collected to support this program.

Personnel

The Department's Requested Budget represents no change in the number of fulltime equivalent (FTE) positions that are supported by this budget.

Personnel costs continue to increase, which is beyond the control of the department.

Services & Supplies

5232 (OFFICE & OTHER EQUIP < \$5,000) decreased by \$500: The department recently purchased new hardware to support this department. There are no anticipated equipment needs at this time; **5311** (GENERAL OPERATING EXPENSE) increased by \$100: The department is expecting a very modest increase in expenditures in this object code.

Support & Care of Persons

(There are no changes in this object category from the previous fiscal year.)

Fixed Assets

(There are no changes in this object category from the previous fiscal year.)

FISCAL YEAR 2018-2019 REDUCTION IMPACTS TO BASE BUDGET

Not applicable

FISCAL YEAR 2018-2019 STATE/FEDERAL FUNDING SUMMARY

There are no State/Federal funds derived in this budget.

FISCAL YEAR 2018-2019 REGULATORY COMPLIANCE SUMMARY

All functions performed and funded out of the Recorder's Micrographic/System budget are to comply with the regulations required by Government Code Sections 27361.4 , 27461 and 27301. Revenues to fund projects that are consistent with the legislative intent were built into the legislation itself. Projects will be ongoing as needed and will be funded with revenues, as they are collected.

MAJOR POLICY CONSIDERATIONS BEING REQUESTED

The recording software system will no longer be supported at the end of the current contract. Resources within this budget will be focused on supporting the transition to a new software system by 2020-2021. This will require training, investment in new equipment and higher ongoing costs. Until the transition to the new recording system is completed, projects will be limited in scope to ongoing mandated activities.

COUNTY OF INYO

BUD002A - BUDGET REQUESTS

RUNDATE: 06/30/2018 TODAY'S DATE: 08/09/2018

FOR FISCAL YEARS: 07/01/2016 - 06/30/19

	YTD ACTUALS 06/30/2017	BOARD APPROVED 06/30/2018	WORKING BUDGET 06/30/2018	YTD ACTUALS 06/30/2018	DEPT REQUESTED 06/30/2019	CAO RECOMM 06/30/2019	BOARD APPROVED 06/30/2019
BUDGET UNIT: 023401 RECORDERS MICROGRAPHIC/SYSTEM							
FUND: 0018 RECORDERS MICROGRAPHIC SYSTEM							
REVENUES:							
4301 - INTEREST FROM TREASURY	\$1,191	\$300	\$300	\$1,202	\$800	\$800	\$0
REV USE OF MONEY & PROPERTY	\$1,191	\$300	\$300	\$1,202	\$800	\$800	\$0
4701 - VITAL STATISTICS	\$14	\$0	\$0	\$0	\$0	\$0	\$0
4703 - RECORDERS MICROGRAPHIC FEES	\$18,032	\$13,000	\$13,000	\$12,454	\$12,000	\$12,000	\$0
4704 - RECORDERS SYSTEM UPDATE FEES	\$15,459	\$11,000	\$11,000	\$13,047	\$11,000	\$11,000	\$0
4705 - RECORDERS TRUNCATION PROGRAM	\$5,017	\$3,000	\$3,000	\$2,124	\$0	\$0	\$0
4812 - NSF CHARGES	\$10	\$0	\$0	\$0	\$0	\$0	\$0
4819 - SERVICES & FEES	\$929	\$1,000	\$1,000	\$929	\$1,000	\$1,000	\$0
CHARGES FOR CURRENT SERVICES	\$39,461	\$28,000	\$28,000	\$28,554	\$24,000	\$24,000	\$0
4998 - OPERATING TRANSFERS IN	\$865	\$1,000	\$1,000	\$1,542	\$1,000	\$1,000	\$0
OTHER FINANCING SOURCES	\$865	\$1,000	\$1,000	\$1,542	\$1,000	\$1,000	\$0
4959 - MISCELLANEOUS REVENUE	\$15	\$0	\$0	\$0	\$0	\$0	\$0
OTHER REVENUE	\$15	\$0	\$0	\$0	\$0	\$0	\$0
TOTAL REVENUES:	\$41,534	\$29,300	\$29,300	\$31,299	\$25,800	\$25,800	\$0
EXPENSES:							
5001 - SALARIED EMPLOYEES	\$2,345	\$2,366	\$2,366	\$2,256	\$2,420	\$2,420	\$0
5021 - RETIREMENT & SOCIAL SECURITY	\$174	\$181	\$181	\$164	\$188	\$188	\$0
5022 - PERS RETIREMENT	\$625	\$396	\$396	\$376	\$406	\$406	\$0
5024 - RETIREMENT-UNFUNDED LIAB	\$0	\$275	\$275	\$275	\$342	\$342	\$0
5031 - MEDICAL INSURANCE	\$541	\$569	\$569	\$547	\$561	\$561	\$0
5032 - DISABILITY INSURANCE	\$20	\$24	\$24	\$20	\$25	\$25	\$0
5042 - SICK LEAVE BUY OUT	\$44	\$0	\$0	\$0	\$0	\$0	\$0
SALARIES & BENEFITS	\$3,751	\$3,811	\$3,811	\$3,640	\$3,942	\$3,942	\$0
5171 - MAINTENANCE OF EQUIPMENT	\$889	\$1,000	\$1,000	\$1,058	\$1,000	\$1,000	\$0
5232 - OFFICE & OTHER EQUIP < \$5,000	\$44	\$500	\$875	\$875	\$0	\$0	\$0
5265 - PROFESSIONAL & SPECIAL SERVICE	\$2,286	\$5,000	\$5,000	\$3,162	\$5,000	\$5,000	\$0
5311 - GENERAL OPERATING EXPENSE	\$14,257	\$21,050	\$20,675	\$18,624	\$21,150	\$21,150	\$0

COUNTY OF INYO

BUD002A - BUDGET REQUESTS

RUNDATE: 06/30/2018 TODAY'S DATE: 08/09/2018

FOR FISCAL YEARS: 07/01/2016 - 06/30/19

	YTD ACTUALS 06/30/2017	BOARD APPROVED 06/30/2018	WORKING BUDGET 06/30/2018	YTD ACTUALS 06/30/2018	DEPT REQUESTED 06/30/2019	CAO RECOMM 06/30/2019	BOARD APPROVED 06/30/2019
5331 - TRAVEL EXPENSE	\$865	\$1,500	\$1,500	\$1,290	\$1,500	\$1,500	\$0
SERVICES & SUPPLIES	\$18,342	\$29,050	\$29,050	\$25,010	\$28,650	\$28,650	\$0
5152 - WORKERS COMPENSATION	\$35	\$40	\$40	\$39	\$33	\$33	\$0
5155 - PUBLIC LIABILITY INSURANCE	\$27	\$29	\$29	\$29	\$28	\$28	\$0
5315 - COUNTY COST PLAN	\$5,625	\$177	\$177	\$177	\$0	\$0	\$0
5333 - MOTOR POOL	\$212	\$1,000	\$1,000	\$910	\$1,000	\$1,000	\$0
INTERNAL CHARGES	\$5,899	\$1,246	\$1,246	\$1,156	\$1,061	\$1,061	\$0
5650 - EQUIPMENT	\$6,157	\$0	\$0	\$0	\$0	\$0	\$0
FIXED ASSETS	\$6,157	\$0	\$0	\$0	\$0	\$0	\$0
TOTAL EXPENSES:	\$34,150	\$34,107	\$34,107	\$29,807	\$33,653	\$33,653	\$0
BUDGET UNIT: 023401 RECORDERS MICROGRAPHIC/SYSTEM	\$7,383	(\$4,807)	(\$4,807)	\$1,491	(\$7,853)	(\$7,853)	\$0

CORONER

023500

DEPARTMENTAL FUNCTIONS

The mission of the Inyo County Coroner Office is to serve the citizens and visitors of Inyo County by conducting thorough medicolegal death investigations with compassion and specialized expertise.

It is the Coroner's responsibility to inquire into the circumstances, manner, and to determine the cause of death. The Coroner is also required to make positive identification, and to notify the next of kin.

All deaths are reportable to the Coroner, unless there is a physician in attendance who has attended the patient within the past 20 days. The Coroner's Office averages 100 coroner cases per year over a five year period.

The Coroner also inquires into any accidental death, homicide, suicide, medical misadventure, occupational death, operating room death, child abuse, SIDS, and any other disaster situation that might arise. The Coroner is also required to report any death to law enforcement that may require criminal investigation.

MAJOR ACCOMPLISHMENTS IN FISCAL YEAR 2017-2018

- Continued to provide the County with 24/7 coverage with regards to all death investigations with the ability to handle any and all situations presented
- Continue to train Coroner employees in regards to new laws and guidelines reflecting other County Coroners Offices
- Worked with multiple agencies in discussions on how to improve Coroner investigations

GOALS FOR FISCAL YEAR 2018-2019

- Continue to provide the community with an efficient and professional Coroners Office
- Strive to make the Coroners Office more community friendly by obtaining a website that will post the Coroners Office information along with cases that are solved, along with any missing persons, providing the public more information and keeping them informed

DEPARTMENTAL BUDGET REQUEST FOR FISCAL YEAR 2018-2019

The Department's Fiscal Year 2018-2019 Requested Budget represents an overall increase of \$7,000 in expenditures, and an increase of \$0 in revenues, when compared to the Fiscal Year 2017-2018 Board Approved Budget. As a result, the Requested Net County Cost is increased by \$7,000.

There is a need to purchase additional equipment in this budget so that the office can continue to provide Coroner services.

Personnel Costs increased by \$2,291 compared to the Fiscal Year 2017-2018 Board Approved Budget, due to new contracts that were approved in the prior year.

Revenues

(There are no changes in this object category from the previous fiscal year.)

Personnel

The Department's Requested Budget represents no change in the number of fulltime equivalent (FTE) positions that are supported by this budget.

There are no changes in personnel

Services & Supplies

5232 (OFFICE & OTHER EQUIP < \$5,000) increased by \$5,400: Need to purchase a new cot and additional tables for storage; **5265** (PROFESSIONAL & SPECIAL SERVICE) decreased by \$400: Based on actuals in Fiscal Year 2017-2018; **5311** (GENERAL OPERATING EXPENSE) decreased by \$130: Based on actuals in Fiscal Year 2017-2018.

Support & Care of Persons

(There are no changes in this object category from the previous fiscal year.)

Fixed Assets

(There are no changes in this object category from the previous fiscal year.)

FISCAL YEAR 2018-2019 REDUCTION IMPACTS TO BASE BUDGET

Not Applicable

FISCAL YEAR 2018-2019 STATE/FEDERAL FUNDING SUMMARY

Not Applicable

FISCAL YEAR 2018-2019 REGULATORY COMPLIANCE SUMMARY

Not Applicable

MAJOR POLICY CONSIDERATIONS BEING REQUESTED

Not Applicable

COUNTY OF INYO

BUD002A - BUDGET REQUESTS

RUNDATE: 06/30/2018 TODAY'S DATE: 08/09/2018

FOR FISCAL YEARS: 07/01/2016 - 06/30/19

	YTD ACTUALS 06/30/2017	BOARD APPROVED 06/30/2018	WORKING BUDGET 06/30/2018	YTD ACTUALS 06/30/2018	DEPT REQUESTED 06/30/2019	CAO RECOMM 06/30/2019	BOARD APPROVED 06/30/2019
BUDGET UNIT: 023500 CORONER							
FUND: 0001 GENERAL FUND							
REVENUES:							
4825 - OTHER CURRENT CHARGES	\$84	\$150	\$150	\$147	\$150	\$150	\$0
CHARGES FOR CURRENT SERVICES	\$84	\$150	\$150	\$147	\$150	\$150	\$0
TOTAL REVENUES:	\$84	\$150	\$150	\$147	\$150	\$150	\$0
EXPENSES:							
5001 - SALARIED EMPLOYEES	\$66,785	\$69,876	\$69,876	\$66,377	\$70,069	\$70,069	\$0
5004 - STANDBY TIME	\$0	\$0	\$0	\$0	\$1,100	\$1,100	\$0
5021 - RETIREMENT & SOCIAL SECURITY	\$4,992	\$5,345	\$5,345	\$4,964	\$5,418	\$5,418	\$0
5031 - MEDICAL INSURANCE	\$6,048	\$6,247	\$6,247	\$6,200	\$6,469	\$6,469	\$0
5032 - DISABILITY INSURANCE	\$0	\$0	\$0	\$0	\$703	\$703	\$0
SALARIES & BENEFITS	\$77,827	\$81,468	\$81,468	\$77,542	\$83,759	\$83,759	\$0
5232 - OFFICE & OTHER EQUIP < \$5,000	\$0	\$0	\$0	\$0	\$5,400	\$5,400	\$0
5265 - PROFESSIONAL & SPECIAL SERVICE	\$48,962	\$73,800	\$95,797	\$59,926	\$73,400	\$73,400	\$0
5311 - GENERAL OPERATING EXPENSE	\$5,766	\$9,450	\$8,500	\$7,186	\$9,320	\$9,320	\$0
5331 - TRAVEL EXPENSE	\$4,148	\$7,500	\$6,000	\$5,009	\$7,500	\$7,500	\$0
5332 - MILEAGE REIMBURSEMENT	\$0	\$1,500	\$500	\$0	\$1,500	\$1,500	\$0
SERVICES & SUPPLIES	\$58,877	\$92,250	\$110,797	\$72,122	\$97,120	\$97,120	\$0
5152 - WORKERS COMPENSATION	\$843	\$1,129	\$1,129	\$1,128	\$972	\$972	\$0
5155 - PUBLIC LIABILITY INSURANCE	\$657	\$828	\$828	\$828	\$824	\$824	\$0
INTERNAL CHARGES	\$1,500	\$1,957	\$1,957	\$1,956	\$1,796	\$1,796	\$0
TOTAL EXPENSES:	\$138,205	\$175,675	\$194,222	\$151,622	\$182,675	\$182,675	\$0
BUDGET UNIT: 023500 CORONER	(\$138,121)	(\$175,525)	(\$194,072)	(\$151,474)	(\$182,525)	(\$182,525)	\$0

BOARD OF SUPERVISORS

010100

DEPARTMENTAL FUNCTIONS

The Board of Supervisors is the Legislative Body of the County, responsible for setting policy that affects the county's 18,000-plus residents, the millions of visitors traveling through the county every year, as well as the future generations who will call Inyo County home. The Board's members are elected from each of Inyo County's five supervisorial districts and are charged with representing both the interests of their individual districts and those of the county as a whole. The Department is charged with the legal responsibility of publishing agendas and minutes for all Board of Supervisors meetings and for any other meetings at which the Board of Supervisors sits as the Governing Board, including but not limited to the Board of Equalization and Capital Asset Leasing Corporation. The office maintains, and processes, by law, all public requests for the Board of Supervisors documents and carries out numerous other functions as mandated by law, including Board of Supervisors permanent record retention and advertising of public notices.

MAJOR ACCOMPLISHMENTS IN FISCAL YEAR 2017-2018

- Adopted a balanced and fiscally prudent budget that was both within constraints of limited funding but also fulfilled staffing requests of several key departments, maintained vital public services, invested in future infrastructure upgrades, and divided \$217,847 between the OPEB Trust for Retiree Health, the General Reserve Fund, and the Economic Stabilization Fund.
- Completed an exhaustive, widespread and comprehensive public outreach campaign before adopting innovative, fair, constituent-informed commercial cannabis regulations in a balanced approach for the entire county.
- Similarly adopted regulations to address illegal short-term vacation rentals in a manner that would best balance the needs and concerns of neighbors and neighborhoods, renters, and landlords alike.
- Signed an Outline of a Statement of Intent with the Town of Mammoth Lakes to cooperate in the development of reliable and expanded regional commercial air service, and continued to prioritize improvements and investments at the Bishop Airport.
- Initiated the first step in Eminent Domain proceedings against the Los Angeles Department of Water and Power to take ownership of the Bishop, Independence, and Lone Pine landfills.

GOALS FOR FISCAL YEAR 2018-2019

- Adopt a balanced budget that meets the needs of the County and its citizens, commensurate with available funding.
- Continue consideration of lease negotiations for a Consolidated Office Building project in Bishop to most effectively use taxpayer money and provide services to the public.
- With the support of Information Services and cooperation of County Departments, fully implement the ongoing Automated Agenda project to further improve constituents' access to Board meetings.
- Embark on an effort to evaluate and ultimately improve and cultivate employee engagement Countywide.
- Continue to advocate for the people, environment, funding, and programs of Inyo County via support or opposition of legislation or land use plans, attendance of state and national legislative conferences, and consistent engagement of legislators and other policymakers at all levels of government.

DEPARTMENTAL BUDGET REQUEST FOR FISCAL YEAR 2018-2019

The Department's Fiscal Year 2018-2019 Requested Budget represents an overall increase of \$29,722 in expenditures, and an increase of \$0 in revenues, when compared to the Fiscal Year 2017-2018 Board Approved Budget. As a result, the Requested Net County Cost is increased by \$29,722.

Of the increase to Net County Cost, \$29,722 is directly tied to increased Personnel Costs (Salary, Retirement & Social Security, PERS Retirement, Medical and Disability Insurance, Other Benefits, and Unfunded Liability). The remaining \$1,775 is due to increases in Advertising (\$3,600), Office & Other Equipment <\$5,000 (\$1,500), and Internal Copy Charges (\$689), offset by decreases in Cell Phones (\$600), Tech Refresh (\$2,484), Worker's Comp (\$832), Public Liability (\$91), and General Operating Expenses (\$680).

Personnel Costs increased by \$27,946 compared to the Fiscal Year 2017-2018 Board Approved Budget, due to increases in Salary, Retirement & Social Security, PERS Retirement, Medical and Disability Insurance, Other Benefits, and Unfunded Liability, the latter of which accounts for \$13,370 of the increase alone.

Revenues

(There are no changes in this object category from the previous fiscal year.)

Personnel

The Department's Requested Budget represents no change in the number of fulltime equivalent (FTE) positions that are supported by this budget.

This budget continues to support six FTE positions.

Services & Supplies

5122 (CELL PHONES) decreased by \$600: Monthly cell phone bills are decreasing; this amount is closer to actual costs; **5232** (OFFICE & OTHER EQUIP < \$5,000) increased by \$1,500: The Board of Supervisors' records need to be moved into a larger storage unit, for which shelving must be purchased to keep the records off of the ground to prevent damage; **5263** (ADVERTISING) increased by \$3,600: The number of ordinances, public hearings, and committee vacancy recruitments requiring public notices has dramatically increased over the past year; **5311** (GENERAL OPERATING EXPENSE) decreased by \$6: The decrease is negligible.

Support & Care of Persons

(There are no changes in this object category from the previous fiscal year.)

Fixed Assets

(There are no changes in this object category from the previous fiscal year.)

FISCAL YEAR 2018-2019 REDUCTION IMPACTS TO BASE BUDGET

N/A

FISCAL YEAR 2018-2019 STATE/FEDERAL FUNDING SUMMARY

N/A

FISCAL YEAR 2018-2019 REGULATORY COMPLIANCE SUMMARY

N/A

MAJOR POLICY CONSIDERATIONS BEING REQUESTED

N/A

COUNTY OF INYO

BUD002A - BUDGET REQUESTS

RUNDATE: 06/30/2018 TODAY'S DATE: 08/09/2018

FOR FISCAL YEARS: 07/01/2016 - 06/30/19

	YTD ACTUALS 06/30/2017	BOARD APPROVED 06/30/2018	WORKING BUDGET 06/30/2018	YTD ACTUALS 06/30/2018	DEPT REQUESTED 06/30/2019	CAO RECOMM 06/30/2019	BOARD APPROVED 06/30/2019
BUDGET UNIT: 010100 BOARD OF SUPERVISORS							
FUND: 0001 GENERAL FUND							
REVENUES:							
4999 - PRIOR YEARS REIMBURSEMENTS	\$0	\$0	\$0	\$81	\$0	\$0	\$0
OTHER REVENUE	\$0	\$0	\$0	\$81	\$0	\$0	\$0
TOTAL REVENUES:	\$0	\$0	\$0	\$81	\$0	\$0	\$0
EXPENSES:							
5001 - SALARIED EMPLOYEES	\$317,600	\$324,699	\$324,699	\$309,430	\$336,122	\$436,114	\$0
5003 - OVERTIME	\$64	\$1,500	\$1,500	\$132	\$1,500	\$1,500	\$0
5012 - PART TIME EMPLOYEES	\$475	\$0	\$0	\$0	\$0	\$0	\$0
5021 - RETIREMENT & SOCIAL SECURITY	\$25,151	\$25,758	\$25,758	\$24,290	\$26,906	\$34,627	\$0
5022 - PERS RETIREMENT	\$47,807	\$23,833	\$23,833	\$22,667	\$25,604	\$32,887	\$0
5024 - RETIREMENT-UNFUNDED LIAB	\$0	\$54,933	\$54,933	\$54,933	\$68,303	\$68,303	\$0
5031 - MEDICAL INSURANCE	\$16,681	\$18,052	\$18,052	\$17,469	\$18,204	\$18,204	\$0
5032 - DISABILITY INSURANCE	\$451	\$554	\$554	\$484	\$602	\$602	\$0
5043 - OTHER BENEFITS	\$12,039	\$12,000	\$12,000	\$11,442	\$12,034	\$12,034	\$0
SALARIES & BENEFITS	\$420,272	\$461,329	\$461,329	\$440,850	\$489,275	\$604,271	\$0
5122 - CELL PHONES	\$1,359	\$1,800	\$1,000	\$895	\$1,200	\$1,200	\$0
5232 - OFFICE & OTHER EQUIP < \$5,000	\$0	\$0	\$0	\$0	\$1,500	\$1,500	\$0
5263 - ADVERTISING	\$1,394	\$2,400	\$5,772	\$5,881	\$6,000	\$6,000	\$0
5265 - PROFESSIONAL & SPECIAL SERVICE	\$0	\$1,500	\$0	\$0	\$1,500	\$1,500	\$0
5311 - GENERAL OPERATING EXPENSE	\$11,098	\$8,390	\$8,393	\$5,965	\$8,384	\$8,384	\$0
5330 - TRAVEL EXPENSE-REQUIRED	\$8,439	\$0	\$0	\$0	\$0	\$0	\$0
5331 - TRAVEL EXPENSE	\$39,007	\$50,000	\$49,715	\$49,705	\$50,000	\$50,000	\$0
SERVICES & SUPPLIES	\$61,298	\$64,090	\$64,880	\$62,447	\$68,584	\$68,584	\$0
5123 - TECH REFRESH EXPENSE	\$1,748	\$9,954	\$9,954	\$9,954	\$7,470	\$7,470	\$0
5128 - INTERNAL SHREDDING CHARGES	\$242	\$250	\$250	\$250	\$250	\$250	\$0
5129 - INTERNAL COPY CHARGES (NON-IS)	\$2,513	\$2,096	\$2,096	\$2,443	\$2,785	\$2,785	\$0
5152 - WORKERS COMPENSATION	\$4,853	\$5,363	\$5,363	\$5,363	\$4,531	\$4,531	\$0
5155 - PUBLIC LIABILITY INSURANCE	\$3,787	\$3,934	\$3,934	\$3,933	\$3,843	\$3,843	\$0
5333 - MOTOR POOL	\$397	\$1,000	\$210	\$208	\$1,000	\$1,000	\$0

COUNTY OF INYO

BUD002A - BUDGET REQUESTS

RUNDATE: 06/30/2018 TODAY'S DATE: 08/09/2018

FOR FISCAL YEARS: 07/01/2016 - 06/30/19

	YTD ACTUALS 06/30/2017	BOARD APPROVED 06/30/2018	WORKING BUDGET 06/30/2018	YTD ACTUALS 06/30/2018	DEPT REQUESTED 06/30/2019	CAO RECOMM 06/30/2019	BOARD APPROVED 06/30/2019
INTERNAL CHARGES	\$13,541	\$22,597	\$21,807	\$22,152	\$19,879	\$19,879	\$0
5539 - OTHER AGENCY CONTRIBUTIONS	\$0	\$0	\$0	\$0	\$0	\$5,000	\$0
OTHER CHARGES	\$0	\$0	\$0	\$0	\$0	\$5,000	\$0
5901 - CONTINGENCIES	\$0	\$0	\$0	\$0	\$0	\$25,000	\$0
RESERVES	\$0	\$0	\$0	\$0	\$0	\$25,000	\$0
TOTAL EXPENSES:	\$495,113	\$548,016	\$548,016	\$525,450	\$577,738	\$722,734	\$0
BUDGET UNIT: 010100 BOARD OF SUPERVISORS	(\$495,113)	(\$548,016)	(\$548,016)	(\$525,368)	(\$577,738)	(\$722,734)	\$0

AUDITOR CONTROLLER - GENERAL

010400

DEPARTMENTAL FUNCTIONS

The Auditor-Controller's Office is the chief financial department for Inyo County. Our primary responsibility is to protect the assets of the County. We provide financial information, accounting services, advise and assistance to the Board of Supervisors, the County Administrative Officer, County departments, special districts and the public. We are responsible for fiscal oversight of the County's and Special Districts' budgets and compliance with reporting and audit mandates. Other tasks include general ledger accounting, accounts receivable, accounts payable, payroll processing, property tax administration, and complying with innumerable mandated reporting requirements.

MAJOR ACCOMPLISHMENTS IN FISCAL YEAR 2017-2018

- Kick-off major upgrade for the County financial system.
- Transition 13 Special Districts to a monthly payroll processing.
- Provide public outreach and education on the Property Tax Cycle.
- Implement the new reporting requirement for the State Controller Office.
- Continue to provide service and training to other departments and the public.

GOALS FOR FISCAL YEAR 2018-2019

- Develop and implement a purchasing card program.
- Implementation of a new property tax system.
- Complete financial system upgrade.

DEPARTMENTAL BUDGET REQUEST FOR FISCAL YEAR 2018-2019

The Department's Fiscal Year 2018-2019 Requested Budget represents an overall increase of \$142,560 in expenditures, and an increase of \$230,043 in revenues, when compared to the Fiscal Year 2017-2018 Board Approved Budget. As a result, the Requested Net County Cost is decreased by \$87,483.

Personnel Costs increased by \$148,932 compared to the Fiscal Year 2017-2018 Board Approved Budget, due to normal cost increases in salary and benefits..

Revenues

4042 (COSTS OF DELINQUENT COLLECTION) decreased by \$7,000: This is based on prior year actuals; **4062** (SALES TAX) increased by \$70,500: The projected increase in sales tax revenue is a six year average of the increase in the County's actuals; **4601** (TAX REDEMPTION FEES) increased by \$800: This is based on prior year actuals; **4602** (ASSESSMENT & COLLECTION FEES) increased by \$913: The increase in Assessment & Collection is due to Southern Inyo Fire exemption expiring; **4603** (SB813 COLLECTION FEES) increased by \$2,500: This is based on prior year actuals; **4612** (SPEC DIST & GRANT ACCOUNTING) decreased by \$26,773: There is no Special District Audit planned for this fiscal year so there will not be a off-setting revenue;

4820 (COUNTY COST PLAN) increased by \$189,103: The cost plan can vary year to year based on the true-up from two years ago.

Personnel

The Department's Requested Budget represents an increase in the number of fulltime equivalent (FTE) positions that are supported by this budget.

Requesting one full time Office Technician I due to increased workload related to tax property roll changes, ACA compliance, and Special District payroll and accounting.

Services & Supplies

5232 (OFFICE & OTHER EQUIP < \$5,000) increased by \$2,825: The office is requesting some small equipment to replace several older items; **5265** (PROFESSIONAL & SPECIAL SERVICE) decreased by \$9,000: This is based on current contract amounts.

Support & Care of Persons

(There are no changes in this object category from the previous fiscal year.)

Fixed Assets

(There are no changes in this object category from the previous fiscal year.)

FISCAL YEAR 2018-2019 REDUCTION IMPACTS TO BASE BUDGET

No major impacts are anticipated.

FISCAL YEAR 2018-2019 STATE/FEDERAL FUNDING SUMMARY

This budget does not rely on any State funding and therefore, there are no impacts.

FISCAL YEAR 2018-2019 REGULATORY COMPLIANCE SUMMARY

While this budget unit is driven by State and Federal accounting and reporting requirements, there is no funding providing from any of the agencies.

MAJOR POLICY CONSIDERATIONS BEING REQUESTED

None.

COUNTY OF INYO

BUD002A - BUDGET REQUESTS

RUNDATE: 06/30/2018 TODAY'S DATE: 08/09/2018

FOR FISCAL YEARS: 07/01/2016 - 06/30/19

	YTD ACTUALS 06/30/2017	BOARD APPROVED 06/30/2018	WORKING BUDGET 06/30/2018	YTD ACTUALS 06/30/2018	DEPT REQUESTED 06/30/2019	CAO RECOMM 06/30/2019	BOARD APPROVED 06/30/2019
BUDGET UNIT: 010400 AUDITOR CONTROLLER - GENERAL							
FUND: 0001 GENERAL FUND							
REVENUES:							
4005 - CURRENT UNSECURED AIRCRAFT TAX	\$0	\$0	\$0	\$269	\$0	\$0	\$0
4041 - PENALTIES ON DELINQUENT TAXES	\$25,052	\$150,000	\$150,000	\$157,582	\$150,000	\$150,000	\$0
4042 - COSTS OF DELINQUENT COLLECTION	\$5,500	\$13,000	\$13,000	\$6,860	\$6,000	\$6,000	\$0
TAXES - PROPERTY	\$30,552	\$163,000	\$163,000	\$164,711	\$156,000	\$156,000	\$0
4062 - SALES TAX	\$1,400,406	\$1,175,000	\$1,175,000	\$1,767,474	\$1,245,500	\$1,245,500	\$0
TAXES - SALES	\$1,400,406	\$1,175,000	\$1,175,000	\$1,767,474	\$1,245,500	\$1,245,500	\$0
4601 - TAX REDEMPTION FEES	\$2,450	\$2,200	\$2,200	\$4,700	\$3,000	\$3,000	\$0
4602 - ASSESSMENT & COLLECTION FEES	\$15,496	\$14,444	\$14,444	\$14,021	\$15,357	\$15,357	\$0
4603 - SB813 COLLECTION FEES	\$11,803	\$10,000	\$10,000	\$33,432	\$12,500	\$12,500	\$0
4612 - SPEC DIST & GRANT ACCOUNTING	\$27,000	\$55,123	\$55,123	\$27,675	\$28,350	\$28,350	\$0
4820 - COUNTY COST PLAN	\$1,814,694	\$2,033,451	\$2,033,451	\$2,252,484	\$2,222,554	\$2,222,554	\$0
4827 - TRIAL COURT CHARGES	\$10,800	\$10,800	\$10,800	\$10,800	\$10,800	\$10,800	\$0
CHARGES FOR CURRENT SERVICES	\$1,882,244	\$2,126,018	\$2,126,018	\$2,343,113	\$2,292,561	\$2,292,561	\$0
TOTAL REVENUES:	\$3,313,202	\$3,464,018	\$3,464,018	\$4,275,298	\$3,694,061	\$3,694,061	\$0
EXPENSES:							
5001 - SALARIED EMPLOYEES	\$424,949	\$494,060	\$494,060	\$436,900	\$595,827	\$568,158	\$0
5003 - OVERTIME	\$2,299	\$1,542	\$3,000	\$2,286	\$5,217	\$5,217	\$0
5005 - HOLIDAY OVERTIME	\$0	\$113	\$113	\$0	\$0	\$0	\$0
5012 - PART TIME EMPLOYEES	\$22,042	\$10,000	\$3,622	\$3,217	\$0	\$0	\$0
5021 - RETIREMENT & SOCIAL SECURITY	\$34,758	\$38,999	\$38,999	\$34,996	\$48,227	\$46,080	\$0
5022 - PERS RETIREMENT	\$100,183	\$67,391	\$67,391	\$62,781	\$83,131	\$82,417	\$0
5024 - RETIREMENT-UNFUNDED LIAB	\$0	\$64,088	\$64,088	\$64,088	\$79,686	\$79,686	\$0
5031 - MEDICAL INSURANCE	\$68,785	\$85,696	\$74,946	\$54,451	\$85,001	\$75,837	\$0
5032 - DISABILITY INSURANCE	\$2,955	\$3,841	\$3,841	\$3,049	\$6,116	\$5,836	\$0
5034 - EDUCATION REIMBURSEMENT	\$350	\$1,200	\$0	\$0	\$600	\$600	\$0
5042 - SICK LEAVE BUY OUT	\$4,976	\$2,078	\$1,198	\$1,197	\$1,283	\$1,283	\$0
5043 - OTHER BENEFITS	\$13,970	\$12,000	\$22,750	\$20,637	\$24,852	\$24,852	\$0
SALARIES & BENEFITS	\$675,271	\$781,008	\$774,008	\$683,608	\$929,940	\$889,966	\$0

COUNTY OF INYO

BUD002A - BUDGET REQUESTS

RUNDATE: 06/30/2018 TODAY'S DATE: 08/09/2018

FOR FISCAL YEARS: 07/01/2016 - 06/30/19

	YTD ACTUALS 06/30/2017	BOARD APPROVED 06/30/2018	WORKING BUDGET 06/30/2018	YTD ACTUALS 06/30/2018	DEPT REQUESTED 06/30/2019	CAO RECOMM 06/30/2019	BOARD APPROVED 06/30/2019
5232 - OFFICE & OTHER EQUIP < \$5,000	\$4,842	\$1,000	\$8,082	\$8,081	\$3,825	\$6,325	\$0
5265 - PROFESSIONAL & SPECIAL SERVICE	\$105,715	\$110,400	\$265,435	\$99,286	\$101,400	\$101,400	\$0
5311 - GENERAL OPERATING EXPENSE	\$16,445	\$14,930	\$15,998	\$15,862	\$14,930	\$14,930	\$0
5331 - TRAVEL EXPENSE	\$4,580	\$5,450	\$1,114	\$1,113	\$5,450	\$5,450	\$0
SERVICES & SUPPLIES	\$131,583	\$131,780	\$290,629	\$124,343	\$125,605	\$128,105	\$0
5123 - TECH REFRESH EXPENSE	\$5,785	\$6,178	\$6,178	\$6,178	\$6,820	\$6,820	\$0
5128 - INTERNAL SHREDDING CHARGES	\$287	\$300	\$300	\$300	\$300	\$300	\$0
5129 - INTERNAL COPY CHARGES (NON-IS)	\$3,070	\$2,885	\$2,885	\$2,729	\$3,292	\$3,292	\$0
5152 - WORKERS COMPENSATION	\$6,955	\$7,892	\$7,892	\$7,892	\$6,718	\$6,718	\$0
5155 - PUBLIC LIABILITY INSURANCE	\$5,119	\$5,610	\$5,610	\$5,609	\$5,538	\$5,538	\$0
5333 - MOTOR POOL	\$737	\$600	\$600	\$235	\$600	\$600	\$0
INTERNAL CHARGES	\$21,954	\$23,465	\$23,465	\$22,945	\$23,268	\$23,268	\$0
TOTAL EXPENSES:	\$828,809	\$936,253	\$1,088,102	\$830,897	\$1,078,813	\$1,041,339	\$0
BUDGET UNIT: 010400 AUDITOR CONTROLLER - GENERAL	\$2,484,393	\$2,527,765	\$2,375,916	\$3,444,401	\$2,615,248	\$2,652,722	\$0

AC-CALPERS REFUNDING SF 010404

DEPARTMENTAL FUNCTIONS

This is a debt service fund to pay for the 2013 CalPERS refunding loan agreement. The revenue that is generated to pay for debt service in this fund comes from the General Fund and is an obligation of the County until paid in full.

MAJOR ACCOMPLISHMENTS IN FISCAL YEAR 2017-2018

- Not Applicable

GOALS FOR FISCAL YEAR 2018-2019

- Not Applicable

DEPARTMENTAL BUDGET REQUEST FOR FISCAL YEAR 2018-2019

The Department's Fiscal Year 2018-2019 Requested Budget represents an overall increase of \$11,052 in expenditures, and an increase of \$11,052 in revenues, when compared to the Fiscal Year 2017-2018 Board Approved Budget. As a result, the Requested Net County Cost is increased by \$0.

Personnel Costs did not change compared to the Fiscal Year 2017-2018 Board Approved Budget.

Revenues

4825 (OTHER CURRENT CHARGES) increased by \$11,052: Revenue is increased to reflect the increase in the required payment.

Personnel

The Department's Requested Budget represents no change in the number of fulltime equivalent (FTE) positions that are supported by this budget.

There are no personnel expenses in this budget

Services & Supplies

(There are no changes in this object category from the previous fiscal year.)

Support & Care of Persons

(There are no changes in this object category from the previous fiscal year.)

Fixed Assets

(There are no changes in this object category from the previous fiscal year.)

FISCAL YEAR 2018-2019 REDUCTION IMPACTS TO BASE BUDGET

None

FISCAL YEAR 2018-2019 STATE/FEDERAL FUNDING SUMMARY

Not Applicable

FISCAL YEAR 2018-2019 REGULATORY COMPLIANCE SUMMARY

Not Applicable

MAJOR POLICY CONSIDERATIONS BEING REQUESTED

Not Applicable

COUNTY OF INYO

BUD002A - BUDGET REQUESTS

RUNDATE: 06/30/2018 TODAY'S DATE: 08/09/2018

FOR FISCAL YEARS: 07/01/2016 - 06/30/19

	YTD ACTUALS 06/30/2017	BOARD APPROVED 06/30/2018	WORKING BUDGET 06/30/2018	YTD ACTUALS 06/30/2018	DEPT REQUESTED 06/30/2019	CAO RECOMM 06/30/2019	BOARD APPROVED 06/30/2019
BUDGET UNIT: 010404 AC-CALPERS REFUNDING SF							
FUND: 0021 AC - CALPERS REFUNDING SAFT							
REVENUES:							
4301 - INTEREST FROM TREASURY	\$0	\$0	\$0	\$454	\$0	\$0	\$0
REV USE OF MONEY & PROPERTY	\$0	\$0	\$0	\$454	\$0	\$0	\$0
4825 - OTHER CURRENT CHARGES	\$325,028	\$339,236	\$339,236	\$339,245	\$350,288	\$350,288	\$0
CHARGES FOR CURRENT SERVICES	\$325,028	\$339,236	\$339,236	\$339,245	\$350,288	\$350,288	\$0
4990 - LOAN PROCEEDS	\$3,892	\$0	\$0	\$0	\$0	\$0	\$0
OTHER REVENUE	\$3,892	\$0	\$0	\$0	\$0	\$0	\$0
TOTAL REVENUES:	\$328,920	\$339,236	\$339,236	\$339,699	\$350,288	\$350,288	\$0
EXPENSES:							
5561 - PRINCIPAL ON NOTES PAYABLE	\$116,000	\$137,000	\$137,000	\$137,000	\$156,000	\$156,000	\$0
DEBT SERVICE PRINCIPAL	\$116,000	\$137,000	\$137,000	\$137,000	\$156,000	\$156,000	\$0
5553 - INTEREST ON NOTES	\$209,027	\$202,236	\$202,236	\$202,235	\$194,288	\$194,288	\$0
DEBT SERVICE INTEREST	\$209,027	\$202,236	\$202,236	\$202,235	\$194,288	\$194,288	\$0
TOTAL EXPENSES:	\$325,027	\$339,236	\$339,236	\$339,235	\$350,288	\$350,288	\$0
BUDGET UNIT: 010404 AC-CALPERS REFUNDING SF	\$3,892	\$0	\$0	\$464	\$0	\$0	\$0

AUDITOR-CONTROLLER - ECON STAB

010407

DEPARTMENTAL FUNCTIONS

The Economic Stabilization Fund is used as a reserve to fund contingencies. It is also used to provide loans to cash flow property tax distributions under the Teeter Plan.

MAJOR ACCOMPLISHMENTS IN FISCAL YEAR 2017-2018

- The County was able to maintain a balanced budget for Fiscal Year 2017-2018 and avoid using funds from this budget. As such, those funds are available for emergencies and future economic downturns.

GOALS FOR FISCAL YEAR 2018-2019

- Continue to use this fund in accordance with County Policy by using it to make loans to other funds and to use for unexpected decreases in revenue and/or increases in expenditures that cannot be absorbed within existing budgets. This reserve is to be used before using General Reserves and requires a four/fifths (4/5's) vote of the Board of Supervisors.

DEPARTMENTAL BUDGET REQUEST FOR FISCAL YEAR 2018-2019

The Department's Fiscal Year 2018-2019 Requested Budget represents an overall increase of \$0 in expenditures, and a decrease of \$67,649 in revenues, when compared to the Fiscal Year 2017-2018 Board Approved Budget. As a result, the Requested Net County Cost is increased by \$67,649.

Personnel Costs did not change compared to the Fiscal Year 2017-2018 Board Approved Budget.

Revenues

4301 (INTEREST FROM TREASURY) increased by \$5,000: Based on projected interest earning from next fiscal year; **4998** (OPERATING TRANSFERS IN) decreased by \$72,649: These are determined by the budget team.

Personnel

The Department's Requested Budget represents no change in the number of fulltime equivalent (FTE) positions that are supported by this budget.

There are no personnel expenses in this budget

Services & Supplies

(There are no changes in this object category from the previous fiscal year.)

Support & Care of Persons

(There are no changes in this object category from the previous fiscal year.)

Fixed Assets

(There are no changes in this object category from the previous fiscal year.)

FISCAL YEAR 2018-2019 REDUCTION IMPACTS TO BASE BUDGET

None

FISCAL YEAR 2018-2019 STATE/FEDERAL FUNDING SUMMARY

Not Applicable

FISCAL YEAR 2018-2019 REGULATORY COMPLIANCE SUMMARY

Not Applicable

MAJOR POLICY CONSIDERATIONS BEING REQUESTED

Not Applicable

COUNTY OF INYO

BUD002A - BUDGET REQUESTS

RUNDATE: 06/30/2018 TODAY'S DATE: 08/09/2018

FOR FISCAL YEARS: 07/01/2016 - 06/30/19

	YTD ACTUALS 06/30/2017	BOARD APPROVED 06/30/2018	WORKING BUDGET 06/30/2018	YTD ACTUALS 06/30/2018	DEPT REQUESTED 06/30/2019	CAO RECOMM 06/30/2019	BOARD APPROVED 06/30/2019
BUDGET UNIT: 010407 AUDITOR-CONTROLLER - ECON STAB							
FUND: 0007 ECONOMIC STABILIZATION							
REVENUES:							
4301 - INTEREST FROM TREASURY	\$26,504	\$25,000	\$25,000	\$27,227	\$30,000	\$30,000	\$0
REV USE OF MONEY & PROPERTY	\$26,504	\$25,000	\$25,000	\$27,227	\$30,000	\$30,000	\$0
4998 - OPERATING TRANSFERS IN	\$0	\$72,649	\$72,649	\$72,649	\$0	\$0	\$0
OTHER FINANCING SOURCES	\$0	\$72,649	\$72,649	\$72,649	\$0	\$0	\$0
TOTAL REVENUES:	<u>\$26,504</u>	<u>\$97,649</u>	<u>\$97,649</u>	<u>\$99,876</u>	<u>\$30,000</u>	<u>\$30,000</u>	<u>\$0</u>
EXPENSES:							
TOTAL EXPENSES:	<u>\$0</u>	<u>\$0</u>	<u>\$0</u>	<u>\$0</u>	<u>\$0</u>	<u>\$0</u>	<u>\$0</u>
BUDGET UNIT: 010407 AUDITOR-CONTROLLER - ECON STAB	\$26,504	\$97,649	\$97,649	\$99,876	\$30,000	\$30,000	\$0

**AUDITOR CONTROLLER - GEN RESV
010405**

DEPARTMENTAL FUNCTIONS

This budget unit is used to isolate the County's annual contribution to General Fund Reserves. Reserves are only to be used in times of emergencies and requires a four-fifths (4/5's) vote by the Board of Supervisors to be expended.

MAJOR ACCOMPLISHMENTS IN FISCAL YEAR 2017-2018

- This fund continues to accrue interest, helping the County achieve its goal of increasing reserves.

GOALS FOR FISCAL YEAR 2018-2019

- Continue to build strong fund balance so reserves are at a suitable amount. At the end of the Fiscal Year 2017-2018 the General Reserve balance was \$3,294,646. This represents 5.61% of the Board Approved General Fund expenditure budget.

DEPARTMENTAL BUDGET REQUEST FOR FISCAL YEAR 2018-2019

The Department's Fiscal Year 2018-2019 Requested Budget represents an overall increase of \$0 in expenditures, and a decrease of \$67,649 in revenues, when compared to the Fiscal Year 2017-2018 Board Approved Budget. As a result, the Requested Net County Cost is increased by \$67,649.

Personnel Costs did not change compared to the Fiscal Year 2017-2018 Board Approved Budget.

Revenues

4301 (INTEREST FROM TREASURY) increased by \$5,000: Based on prior year actuals; **4998** (OPERATING TRANSFERS IN) decreased by \$72,649: Operating transfers are determined by the budget team.

Personnel

The Department's Requested Budget represents no change in the number of fulltime equivalent (FTE) positions that are supported by this budget.

There are no personnel expenses in this budget

Services & Supplies

(There are no changes in this object category from the previous fiscal year.)

Support & Care of Persons

(There are no changes in this object category from the previous fiscal year.)

Fixed Assets

(There are no changes in this object category from the previous fiscal year.)

FISCAL YEAR 2018-2019 REDUCTION IMPACTS TO BASE BUDGET

None

FISCAL YEAR 2018-2019 STATE/FEDERAL FUNDING SUMMARY

Not Applicable

FISCAL YEAR 2018-2019 REGULATORY COMPLIANCE SUMMARY

Not Applicable

MAJOR POLICY CONSIDERATIONS BEING REQUESTED

Not Applicable

COUNTY OF INYO

BUD002A - BUDGET REQUESTS

RUNDATE: 06/30/2018 TODAY'S DATE: 08/09/2018

FOR FISCAL YEARS: 07/01/2016 - 06/30/19

	YTD ACTUALS 06/30/2017	BOARD APPROVED 06/30/2018	WORKING BUDGET 06/30/2018	YTD ACTUALS 06/30/2018	DEPT REQUESTED 06/30/2019	CAO RECOMM 06/30/2019	BOARD APPROVED 06/30/2019
BUDGET UNIT: 010405 AUDITOR CONTROLLER - GEN RESV							
FUND: 0006 GENERAL RESERVE							
REVENUES:							
4301 - INTEREST FROM TREASURY	\$26,702	\$25,000	\$25,000	\$27,427	\$30,000	\$30,000	\$0
REV USE OF MONEY & PROPERTY	\$26,702	\$25,000	\$25,000	\$27,427	\$30,000	\$30,000	\$0
4998 - OPERATING TRANSFERS IN	\$0	\$72,649	\$72,649	\$72,649	\$0	\$0	\$0
OTHER FINANCING SOURCES	\$0	\$72,649	\$72,649	\$72,649	\$0	\$0	\$0
TOTAL REVENUES:	<u>\$26,702</u>	<u>\$97,649</u>	<u>\$97,649</u>	<u>\$100,076</u>	<u>\$30,000</u>	<u>\$30,000</u>	<u>\$0</u>
EXPENSES:							
TOTAL EXPENSES:	<u>\$0</u>	<u>\$0</u>	<u>\$0</u>	<u>\$0</u>	<u>\$0</u>	<u>\$0</u>	<u>\$0</u>
BUDGET UNIT: 010405 AUDITOR CONTROLLER - GEN RESV	\$26,702	\$97,649	\$97,649	\$100,076	\$30,000	\$30,000	\$0

AUDITOR CONTROLLER GEOTHERMAL 010406

DEPARTMENTAL FUNCTIONS

This budget is used to isolate the County's receipts of geothermal royalties and show the Board of Supervisors' allocation of available funds. Due to the uncertainty of geothermal royalties, the Board of Supervisors directed that future royalties be treated as unanticipated revenue and appropriated as received. As such there are no revenue projections associated with this budget unit for Fiscal Year 2018-2019. Any expenditures represent appropriation of royalties that came in during the prior fiscal year.

MAJOR ACCOMPLISHMENTS IN FISCAL YEAR 2017-2018

- Not Applicable

GOALS FOR FISCAL YEAR 2018-2019

- Not Applicable

DEPARTMENTAL BUDGET REQUEST FOR FISCAL YEAR 2018-2019

The Department's Fiscal Year 2018-2019 Requested Budget represents an overall decrease of \$422,650 in expenditures, and an increase of \$0 in revenues, when compared to the Fiscal Year 2017-2018 Board Approved Budget. As a result, the Requested Net County Cost is decreased by \$422,650.

Personnel Costs did not change compared to the Fiscal Year 2017-2018 Board Approved Budget.

Revenues

(There are no changes in this object category from the previous fiscal year.)

Personnel

The Department's Requested Budget represents no change in the number of fulltime equivalent (FTE) positions that are supported by this budget.

There are no personnel expenses in this budget

Services & Supplies

(There are no changes in this object category from the previous fiscal year.)

Support & Care of Persons

(There are no changes in this object category from the previous fiscal year.)

Fixed Assets

(There are no changes in this object category from the previous fiscal year.)

FISCAL YEAR 2018-2019 REDUCTION IMPACTS TO BASE BUDGET

None

FISCAL YEAR 2018-2019 STATE/FEDERAL FUNDING SUMMARY

Not Applicable

FISCAL YEAR 2018-2019 REGULATORY COMPLIANCE SUMMARY

Not Applicable

MAJOR POLICY CONSIDERATIONS BEING REQUESTED

Not Applicable

COUNTY OF INYO

BUD002A - BUDGET REQUESTS

RUNDATE: 06/30/2018 TODAY'S DATE: 08/09/2018

FOR FISCAL YEARS: 07/01/2016 - 06/30/19

	YTD ACTUALS 06/30/2017	BOARD APPROVED 06/30/2018	WORKING BUDGET 06/30/2018	YTD ACTUALS 06/30/2018	DEPT REQUESTED 06/30/2019	CAO RECOMM 06/30/2019	BOARD APPROVED 06/30/2019
BUDGET UNIT: 010406 AUDITOR CONTROLLER GEOTHERMAL							
FUND: 0010 GEOTHERMAL							
REVENUES:							
4381 - GEOTHERMAL ROYALTIES	\$210,955	\$0	\$0	\$44,975	\$0	\$0	\$0
RENTS & LEASES	\$210,955	\$0	\$0	\$44,975	\$0	\$0	\$0
TOTAL REVENUES:	<u>\$210,955</u>	<u>\$0</u>	<u>\$0</u>	<u>\$44,975</u>	<u>\$0</u>	<u>\$0</u>	<u>\$0</u>
EXPENSES:							
5801 - OPERATING TRANSFERS OUT	\$293,369	\$422,650	\$467,958	\$56,789	\$0	\$323,360	\$0
OTHER FINANCING USES	\$293,369	\$422,650	\$467,958	\$56,789	\$0	\$323,360	\$0
TOTAL EXPENSES:	<u>\$293,369</u>	<u>\$422,650</u>	<u>\$467,958</u>	<u>\$56,789</u>	<u>\$0</u>	<u>\$323,360</u>	<u>\$0</u>
BUDGET UNIT: 010406 AUDITOR CONTROLLER GEOTHERMAL	(\$82,413)	(\$422,650)	(\$467,958)	(\$11,813)	\$0	(\$323,360)	\$0

GENERAL REVENUE & EXPENDITURES

011900

DEPARTMENTAL FUNCTIONS

This budget unit was created to record those revenues and expenditures that are not specific to any general fund department. This allows administration to better determine the Net County Cost of all other departments.

MAJOR ACCOMPLISHMENTS IN FISCAL YEAR 2017-2018

- Not Applicable.

GOALS FOR FISCAL YEAR 2018-2019

- Not Applicable.

DEPARTMENTAL BUDGET REQUEST FOR FISCAL YEAR 2018-2019

The Department's Fiscal Year 2018-2019 Requested Budget represents an overall decrease of \$999,036 in expenditures, and an increase of \$1,047,775 in revenues, when compared to the Fiscal Year 2017-2018 Board Approved Budget. As a result, the Requested Net County Cost is decreased by \$2,046,811.

Personnel Costs did not change compared to the Fiscal Year 2017-2018 Board Approved Budget.

Revenues

4001 (CURRENT SECURED TAXES) increased by \$395,462: Similar to last year the increase to secured tax revenue can be directly attributed to the 6.02 increase in the Phillips Factors, which is applied to LADWP lands valuations every year; **4005** (CURRENT UNSECURED AIRCRAFT TAX) increased by \$1,400: The increase in aircraft taxes is based on the prior year actuals; **4008** (SB813 DISTRIBUTIONS) increased by \$16,000: Home sales have started to exacerate increasing the amount of supplemental tax revenue available for distribution; **4023** (PRIOR YEAR UNSECURED TAXES) decreased by \$6,000: The last several years the County has seen higher than normal prior year unsecured taxes because of one unpaid taxpayer, which has recently become current; **4161** (FRANCHISE FEES) increased by \$6,664: The increase in franchise fees is based on a continued up-tick in revenue, which has been monitored for the last several years; **4215** (JUSTICE COURT FINES) increased by \$65,000: Over the last two years the County has experienced an increase in court fines and fees bringing them back to historical averages; **4224** (COURT REALIGNMENT FINES) increased by \$95,000: Over the last two years the County has experienced an increase in court fines and fees bringing them back to historical averages; **4301** (INTEREST FROM TREASURY) increased by \$35,000: The increase in interest from the Treasury is based on prior year actuals and investment earnings that are expected to settle in the next fiscal year; **4411** (STATE MOTOR VEHICLE IN LIEU TX) increased by \$1,100: This is based on prior year actuals; **4413** (PROPERTY TAX IN LIEU OF VLF) increased by \$74,473: This revenue source is driven by the property tax base and is based on the prior years actuals; **4497** (STATE MANDATE PROGRAMS) increased by \$95,436: One-time catch payments that have been owed to the County since 2004 are being paid by the State in a lump sum causing the increase; **4541** (FEDERAL IN LIEU TAXES) decreased by \$1,842,476: The line item is now budget and reported in a trust for accounting purposes; **4563** (CONTRIBUTION FROM DWP) increased by \$239,960: This allocation is pursuant to the water agreement and is adjusted every year for inflation in accordance with Los Angeles-Anaheim-Riverside All urban consumers Price Index;

4599 (OTHER AGENCIES) increased by \$31,280: This is based on prior year actuals from the Tobacco Settlement; **4825** (OTHER CURRENT CHARGES) decreased by \$3,000: This is based on prior year actuals; **4998** (OPERATING TRANSFERS IN) increased by \$1,842,476: This is a reclassification from of PILT for accounting purposes.

Personnel

The Department's Requested Budget represents no change in the number of fulltime equivalent (FTE) positions that are supported by this budget.

None.

Services & Supplies

5265 (PROFESSIONAL & SPECIAL SERVICE) increased by \$1,000: The increase in professional and special service is based on the percentage of sales tax revenue recovered; **5311** (GENERAL OPERATING EXPENSE) increased by \$3,540: This is based on prior year actuals.

Support & Care of Persons

(There are no changes in this object category from the previous fiscal year.)

Fixed Assets

(There are no changes in this object category from the previous fiscal year.)

FISCAL YEAR 2018-2019 REDUCTION IMPACTS TO BASE BUDGET

Reductions to this budget impacts all general fund budgets that rely on general revenues to fund their services.

FISCAL YEAR 2018-2019 STATE/FEDERAL FUNDING SUMMARY

None.

FISCAL YEAR 2018-2019 REGULATORY COMPLIANCE SUMMARY

None.

MAJOR POLICY CONSIDERATIONS BEING REQUESTED

None.

COUNTY OF INYO

BUD002A - BUDGET REQUESTS

RUNDATE: 06/30/2018 TODAY'S DATE: 08/09/2018

FOR FISCAL YEARS: 07/01/2016 - 06/30/19

	YTD ACTUALS 06/30/2017	BOARD APPROVED 06/30/2018	WORKING BUDGET 06/30/2018	YTD ACTUALS 06/30/2018	DEPT REQUESTED 06/30/2019	CAO RECOMM 06/30/2019	BOARD APPROVED 06/30/2019
BUDGET UNIT: 011900 GENERAL REVENUE & EXPENDITURES							
FUND: 0001 GENERAL FUND							
REVENUES:							
4001 - CURRENT SECURED TAXES	\$11,229,338	\$10,616,315	\$10,616,315	\$11,540,546	\$11,011,777	\$11,011,777	\$0
4004 - CURRENT UNSECURED TAXES	\$1,187,253	\$1,034,770	\$1,034,770	\$1,197,700	\$1,034,770	\$1,034,770	\$0
4005 - CURRENT UNSECURED AIRCRAFT TAX	\$27,558	\$27,500	\$27,500	\$28,882	\$28,900	\$28,900	\$0
4008 - SB813 DISTRIBUTIONS	\$56,415	\$50,000	\$50,000	\$3,572	\$66,000	\$66,000	\$0
4021 - PRIOR YEAR SECURED TAXES	\$105,853	\$110,000	\$110,000	\$68,106	\$110,000	\$110,000	\$0
4023 - PRIOR YEAR UNSECURED TAXES	\$131,852	\$56,000	\$56,000	\$85,231	\$50,000	\$50,000	\$0
TAXES - PROPERTY	\$12,738,272	\$11,894,585	\$11,894,585	\$12,924,038	\$12,301,447	\$12,301,447	\$0
4083 - TRANSIENT OCCUPANCY TAX	\$3,739,501	\$2,482,500	\$2,482,500	\$3,280,153	\$2,482,500	\$2,482,500	\$0
TAXES - OTHER	\$3,739,501	\$2,482,500	\$2,482,500	\$3,280,153	\$2,482,500	\$2,482,500	\$0
4161 - FRANCHISE FEES	\$211,344	\$178,400	\$178,400	\$240,329	\$185,064	\$185,064	\$0
LICENSES & PERMITS	\$211,344	\$178,400	\$178,400	\$240,329	\$185,064	\$185,064	\$0
4215 - JUSTICE COURT FINES	\$228,660	\$195,000	\$195,000	\$284,704	\$260,000	\$260,000	\$0
4224 - COURT REALIGNMENT FINES	\$907,584	\$780,000	\$780,000	\$1,117,862	\$875,000	\$875,000	\$0
FINES & FORFEITURES	\$1,136,244	\$975,000	\$975,000	\$1,402,566	\$1,135,000	\$1,135,000	\$0
4301 - INTEREST FROM TREASURY	\$352,018	\$240,000	\$240,000	\$386,189	\$275,000	\$275,000	\$0
4303 - INTEREST ON TAX FUNDS	\$2,237	\$500	\$500	\$0	\$500	\$500	\$0
REV USE OF MONEY & PROPERTY	\$354,256	\$240,500	\$240,500	\$386,189	\$275,500	\$275,500	\$0
4411 - STATE MOTOR VEHICLE IN LIEU TX	\$6,973	\$6,900	\$6,900	\$8,180	\$8,000	\$8,000	\$0
4413 - PROPERTY TAX IN LIEU OF VLF	\$2,128,755	\$2,128,755	\$2,128,755	\$2,203,228	\$2,203,228	\$2,203,228	\$0
4472 - HOMEOWNERS PROPERTY TAX RELIEF	\$73,893	\$74,000	\$74,000	\$72,340	\$74,000	\$74,000	\$0
4497 - STATE MANDATE PROGRAMS	\$29,358	\$25,000	\$25,000	\$94,663	\$120,436	\$120,436	\$0
4541 - FEDERAL IN LIEU TAXES	\$1,842,476	\$1,842,476	\$1,842,476	\$1,842,476	\$0	\$0	\$0
4563 - CONTRIBUTION FROM DWP	\$3,704,402	\$3,869,878	\$3,869,878	\$3,869,878	\$4,109,838	\$4,109,838	\$0
4599 - OTHER AGENCIES	\$164,407	\$165,000	\$165,000	\$196,280	\$196,280	\$196,280	\$0
AID FROM OTHER GOVT AGENCIES	\$7,950,265	\$8,112,009	\$8,112,009	\$8,287,046	\$6,711,782	\$6,711,782	\$0
4605 - DELINQUENT TAX SALE FEE	\$720	\$0	\$0	\$0	\$0	\$0	\$0
4702 - RECORDING FEES	\$9,371	\$8,500	\$8,500	\$8,720	\$8,500	\$8,500	\$0

COUNTY OF INYO

BUD002A - BUDGET REQUESTS

RUNDATE: 06/30/2018 TODAY'S DATE: 08/09/2018

FOR FISCAL YEARS: 07/01/2016 - 06/30/19

	YTD ACTUALS 06/30/2017	BOARD APPROVED 06/30/2018	WORKING BUDGET 06/30/2018	YTD ACTUALS 06/30/2018	DEPT REQUESTED 06/30/2019	CAO RECOMM 06/30/2019	BOARD APPROVED 06/30/2019
4825 - OTHER CURRENT CHARGES	\$21,397	\$20,000	\$20,000	\$16,245	\$17,000	\$17,000	\$0
CHARGES FOR CURRENT SERVICES	\$31,488	\$28,500	\$28,500	\$24,965	\$25,500	\$25,500	\$0
4998 - OPERATING TRANSFERS IN	\$10,000	\$0	\$0	\$0	\$1,842,476	\$1,842,476	\$0
OTHER FINANCING SOURCES	\$10,000	\$0	\$0	\$0	\$1,842,476	\$1,842,476	\$0
4911 - SALES OF FIXED ASSETS	\$90	\$0	\$0	\$130	\$0	\$0	\$0
4961 - REIMBURSED EXPENSES	\$26,098	\$0	\$0	\$35,311	\$0	\$0	\$0
4999 - PRIOR YEARS REIMBURSEMENTS	\$688	\$0	\$0	\$0	\$0	\$0	\$0
OTHER REVENUE	\$26,877	\$0	\$0	\$35,441	\$0	\$0	\$0
TOTAL REVENUES:	\$26,198,250	\$23,911,494	\$23,911,494	\$26,580,731	\$24,959,269	\$24,959,269	\$0
EXPENSES:							
5162 - WITNESS EXPENSE	\$333	\$3,500	\$2,500	\$332	\$3,500	\$3,500	\$0
5265 - PROFESSIONAL & SPECIAL SERVICE	\$2,615	\$1,500	\$2,500	\$4,963	\$2,500	\$2,500	\$0
5311 - GENERAL OPERATING EXPENSE	\$80,643	\$91,360	\$95,360	\$94,365	\$94,900	\$94,900	\$0
5499 - PRIOR YEAR REFUNDS	\$0	\$0	\$147,061	\$147,061	\$0	\$0	\$0
SERVICES & SUPPLIES	\$83,592	\$96,360	\$247,421	\$246,722	\$100,900	\$100,900	\$0
5529 - TRIAL COURT MOE	\$700,840	\$760,438	\$760,438	\$1,017,682	\$860,438	\$860,438	\$0
5539 - OTHER AGENCY CONTRIBUTIONS	\$379,788	\$520,954	\$516,954	\$472,234	\$479,585	\$479,585	\$0
OTHER CHARGES	\$1,080,629	\$1,281,392	\$1,277,392	\$1,489,916	\$1,340,023	\$1,340,023	\$0
5801 - OPERATING TRANSFERS OUT	\$738,751	\$1,062,207	\$1,133,207	\$1,133,379	\$0	\$329,922	\$0
OTHER FINANCING USES	\$738,751	\$1,062,207	\$1,133,207	\$1,133,379	\$0	\$329,922	\$0
TOTAL EXPENSES:	\$1,902,973	\$2,439,959	\$2,658,020	\$2,870,019	\$1,440,923	\$1,770,845	\$0
BUDGET UNIT: 011900 GENERAL REVENUE & EXPENDITURES	\$24,295,277	\$21,471,535	\$21,253,474	\$23,710,711	\$23,518,346	\$23,188,424	\$0

IFAS UPGRADE 011806

DEPARTMENTAL FUNCTIONS

Periodically software vendors require their clients to upgrade to a new and "improved" software platform. This is the case for our integrated financial system (IFAS). Similar to a major upgrade the County undertook in 2007; Information Services and the Auditor-Controller are beginning the first stages of a major upgrade. This budget has been created to manage the cost of the project.

MAJOR ACCOMPLISHMENTS IN FISCAL YEAR 2017-2018

- Entered into a contract with Superior
- Staff have begun testing the new upgraded system

GOALS FOR FISCAL YEAR 2018-2019

- Finalize the conversion and roll out to all County staff

DEPARTMENTAL BUDGET REQUEST FOR FISCAL YEAR 2018-2019

The Department's Fiscal Year 2018-2019 Requested Budget represents an overall increase of \$68,000 in expenditures, and an increase of \$0 in revenues, when compared to the Fiscal Year 2017-2018 Board Approved Budget. As a result, the Requested Net County Cost is increased by \$68,000.

Personnel Costs did not change compared to the Fiscal Year 2017-2018 Board Approved Budget.

Revenues

(There are no changes in this object category from the previous fiscal year.)

Personnel

The Department's Requested Budget represents no change in the number of fulltime equivalent (FTE) positions that are supported by this budget.

There are no personnel expenses in this budget

Services & Supplies

5265 (PROFESSIONAL & SPECIAL SERVICE) decreased by \$7,000: Represents the expense for this fiscal year.

Support & Care of Persons

(There are no changes in this object category from the previous fiscal year.)

Fixed Assets

5700 (CONSTRUCTION IN PROGRESS) increased by \$75,000: This represents the actual expenditures for this fiscal year.

FISCAL YEAR 2018-2019 REDUCTION IMPACTS TO BASE BUDGET

None

FISCAL YEAR 2018-2019 STATE/FEDERAL FUNDING SUMMARY

Not Applicable

FISCAL YEAR 2018-2019 REGULATORY COMPLIANCE SUMMARY

Not Applicable

MAJOR POLICY CONSIDERATIONS BEING REQUESTED

Not Applicable

COUNTY OF INYO

BUD002A - BUDGET REQUESTS

RUNDATE: 06/30/2018 TODAY'S DATE: 08/09/2018

FOR FISCAL YEARS: 07/01/2016 - 06/30/19

	YTD ACTUALS 06/30/2017	BOARD APPROVED 06/30/2018	WORKING BUDGET 06/30/2018	YTD ACTUALS 06/30/2018	DEPT REQUESTED 06/30/2019	CAO RECOMM 06/30/2019	BOARD APPROVED 06/30/2019
BUDGET UNIT: 011806 IFAS UPGRADE							
FUND: 6999 COMPUTER SYSTEM FUND							
EXPENSES:							
5265 - PROFESSIONAL & SPECIAL SERVICE	\$5,783	\$12,000	\$21,789	\$25,276	\$5,000	\$5,000	\$0
SERVICES & SUPPLIES	\$5,783	\$12,000	\$21,789	\$25,276	\$5,000	\$5,000	\$0
5700 - CONSTRUCTION IN PROGRESS	\$0	\$100,000	\$141,000	\$0	\$175,000	\$175,000	\$0
FIXED ASSETS	\$0	\$100,000	\$141,000	\$0	\$175,000	\$175,000	\$0
TOTAL EXPENSES:	<u>\$5,783</u>	<u>\$112,000</u>	<u>\$162,789</u>	<u>\$25,276</u>	<u>\$180,000</u>	<u>\$180,000</u>	<u>\$0</u>
BUDGET UNIT: 011806 IFAS UPGRADE	(\$5,783)	(\$112,000)	(\$162,789)	(\$25,276)	(\$180,000)	(\$180,000)	\$0

INSURANCE, RETIREMENT, OASDI 011600

DEPARTMENTAL FUNCTIONS

Administered by the Personnel Department and the County Auditor, this budget is used by the County to reflect all fire, casualty, unemployment insurance and administrative cost from PERS for retiree health insurance.

MAJOR ACCOMPLISHMENTS IN FISCAL YEAR 2017-2018

- Not Applicable.

GOALS FOR FISCAL YEAR 2018-2019

- Not Applicable

DEPARTMENTAL BUDGET REQUEST FOR FISCAL YEAR 2018-2019

The Department's Fiscal Year 2018-2019 Requested Budget represents an overall decrease of \$12,571 in expenditures, and a decrease of \$87,753 in revenues, when compared to the Fiscal Year 2017-2018 Board Approved Budget. As a result, the Requested Net County Cost is increased by \$75,182.

Personnel Costs decreased by \$37,571 compared to the Fiscal Year 2017-2018 Board Approved Budget, due to normal cost increase in health insurance..

Revenues

4822 (INTRA COUNTY INSURANCE ADMIN) decreased by \$87,753: The revenue in this budget is based on the non-general fund budgets that are charged for their actual cost and there can be fluxations.

Personnel

The Department's Requested Budget represents no change in the number of fulltime equivalent (FTE) positions that are supported by this budget.

There is no personnel in this budget.

Services & Supplies

5158 (INSURANCE PREMIUM) increased by \$22,000: Based actual premium cost; **5311** (GENERAL OPERATING EXPENSE) increased by \$3,000: Based on prior year cost.

Support & Care of Persons

(There are no changes in this object category from the previous fiscal year.)

Fixed Assets

(There are no changes in this object category from the previous fiscal year.)

FISCAL YEAR 2018-2019 REDUCTION IMPACTS TO BASE BUDGET

Not Applicable.

FISCAL YEAR 2018-2019 STATE/FEDERAL FUNDING SUMMARY

Not Applicable.

FISCAL YEAR 2018-2019 REGULATORY COMPLIANCE SUMMARY

Not Applicable.

MAJOR POLICY CONSIDERATIONS BEING REQUESTED

Not Applicable.

COUNTY OF INYO

BUD002A - BUDGET REQUESTS

RUNDATE: 06/30/2018 TODAY'S DATE: 08/09/2018

FOR FISCAL YEARS: 07/01/2016 - 06/30/19

	YTD ACTUALS 06/30/2017	BOARD APPROVED 06/30/2018	WORKING BUDGET 06/30/2018	YTD ACTUALS 06/30/2018	DEPT REQUESTED 06/30/2019	CAO RECOMM 06/30/2019	BOARD APPROVED 06/30/2019
BUDGET UNIT: 011600 INSURANCE, RETIREMENT, OASDI							
FUND: 0001 GENERAL FUND							
REVENUES:							
4822 - INTRA COUNTY INSURANCE ADMIN	\$1,012,117	\$1,179,286	\$1,179,286	\$1,073,863	\$1,091,533	\$1,091,533	\$0
CHARGES FOR CURRENT SERVICES	\$1,012,117	\$1,179,286	\$1,179,286	\$1,073,863	\$1,091,533	\$1,091,533	\$0
TOTAL REVENUES:	<u>\$1,012,117</u>	<u>\$1,179,286</u>	<u>\$1,179,286</u>	<u>\$1,073,863</u>	<u>\$1,091,533</u>	<u>\$1,091,533</u>	<u>\$0</u>
EXPENSES:							
5025 - RETIREE HEALTH BENEFITS	\$2,308,523	\$2,634,045	\$2,634,045	\$2,491,593	\$2,596,474	\$2,596,474	\$0
SALARIES & BENEFITS	\$2,308,523	\$2,634,045	\$2,634,045	\$2,491,593	\$2,596,474	\$2,596,474	\$0
5154 - UNEMPLOYMENT INSURANCE	\$16,388	\$30,000	\$30,000	\$11,736	\$30,000	\$30,000	\$0
5156 - INSURANCE CLAIMS	\$0	\$5,000	\$5,000	\$250	\$5,000	\$5,000	\$0
5158 - INSURANCE PREMIUM	\$85,674	\$70,000	\$70,000	\$69,337	\$92,000	\$92,000	\$0
5311 - GENERAL OPERATING EXPENSE	\$23,168	\$22,800	\$22,800	\$24,936	\$25,800	\$25,800	\$0
SERVICES & SUPPLIES	\$125,230	\$127,800	\$127,800	\$106,259	\$152,800	\$152,800	\$0
TOTAL EXPENSES:	<u>\$2,433,754</u>	<u>\$2,761,845</u>	<u>\$2,761,845</u>	<u>\$2,597,852</u>	<u>\$2,749,274</u>	<u>\$2,749,274</u>	<u>\$0</u>
BUDGET UNIT: 011600 INSURANCE, RETIREMENT, OASDI	(\$1,421,636)	(\$1,582,559)	(\$1,582,559)	(\$1,523,989)	(\$1,657,741)	(\$1,657,741)	\$0

COUNTY OF INYO

BUD002A - BUDGET REQUESTS

RUNDATE: 06/30/2018 TODAY'S DATE: 08/09/2018

FOR FISCAL YEARS: 07/01/2016 - 06/30/19

	YTD ACTUALS 06/30/2017	BOARD APPROVED 06/30/2018	WORKING BUDGET 06/30/2018	YTD ACTUALS 06/30/2018	DEPT REQUESTED 06/30/2019	CAO RECOMM 06/30/2019	BOARD APPROVED 06/30/2019
BUDGET UNIT: 500458 PILT TRUST							
FUND: 5446 PILT TRUST							
REVENUES:							
4541 - FEDERAL IN LIEU TAXES	\$0	\$0	\$0	\$1,879,508	\$0	\$0	\$0
AID FROM OTHER GOVT AGENCIES	\$0	\$0	\$0	\$1,879,508	\$0	\$0	\$0
TOTAL REVENUES:	<u>\$0</u>	<u>\$0</u>	<u>\$0</u>	<u>\$1,879,508</u>	<u>\$0</u>	<u>\$0</u>	<u>\$0</u>
EXPENSES:							
5801 - OPERATING TRANSFERS OUT	\$0	\$0	\$0	\$0	\$1,842,476	\$1,842,476	\$0
OTHER FINANCING USES	\$0	\$0	\$0	\$0	\$1,842,476	\$1,842,476	\$0
TOTAL EXPENSES:	<u>\$0</u>	<u>\$0</u>	<u>\$0</u>	<u>\$0</u>	<u>\$1,842,476</u>	<u>\$1,842,476</u>	<u>\$0</u>
BUDGET UNIT: 500458 PILT TRUST	\$0	\$0	\$0	\$1,879,508	(\$1,842,476)	(\$1,842,476)	\$0

PROPERTY TAX UPGRADE 011804

DEPARTMENTAL FUNCTIONS

This budget covers the implementation and operation of Inyo County's enterprise property tax management system called Aumentum.

MAJOR ACCOMPLISHMENTS IN FISCAL YEAR 2017-2018

- Project continues to proceed

GOALS FOR FISCAL YEAR 2018-2019

- Complete implementation of the system

DEPARTMENTAL BUDGET REQUEST FOR FISCAL YEAR 2018-2019

The Department's Fiscal Year 2018-2019 Requested Budget represents an overall increase of \$25,000 in expenditures, and an increase of \$0 in revenues, when compared to the Fiscal Year 2017-2018 Board Approved Budget. As a result, the Requested Net County Cost is increased by \$25,000.

Personnel Costs did not change compared to the Fiscal Year 2017-2018 Board Approved Budget.

Revenues

(There are no changes in this object category from the previous fiscal year.)

Personnel

The Department's Requested Budget represents no change in the number of fulltime equivalent (FTE) positions that are supported by this budget.

There are no personnel expenses in this budget

Services & Supplies

5265 (PROFESSIONAL & SPECIAL SERVICE) increased by \$25,000: this is the annual amount for this year.

Support & Care of Persons

(There are no changes in this object category from the previous fiscal year.)

Fixed Assets

(There are no changes in this object category from the previous fiscal year.)

FISCAL YEAR 2018-2019 REDUCTION IMPACTS TO BASE BUDGET

None

FISCAL YEAR 2018-2019 STATE/FEDERAL FUNDING SUMMARY

Not Applicable

FISCAL YEAR 2018-2019 REGULATORY COMPLIANCE SUMMARY

Not Applicable

MAJOR POLICY CONSIDERATIONS BEING REQUESTED

Not Applicable

COUNTY OF INYO

BUD002A - BUDGET REQUESTS

RUNDATE: 06/30/2018 TODAY'S DATE: 08/09/2018

FOR FISCAL YEARS: 07/01/2016 - 06/30/19

	YTD ACTUALS 06/30/2017	BOARD APPROVED 06/30/2018	WORKING BUDGET 06/30/2018	YTD ACTUALS 06/30/2018	DEPT REQUESTED 06/30/2019	CAO RECOMM 06/30/2019	BOARD APPROVED 06/30/2019
BUDGET UNIT: 011804 PROPERTY TAX UPGRADE							
FUND: 6999 COMPUTER SYSTEM FUND							
REVENUES:							
TOTAL REVENUES:	\$0	\$0	\$0	\$0	\$0	\$0	\$0
EXPENSES:							
5265 - PROFESSIONAL & SPECIAL SERVICE	\$16,494	\$50,000	\$50,000	\$0	\$75,000	\$75,000	\$0
SERVICES & SUPPLIES	\$16,494	\$50,000	\$50,000	\$0	\$75,000	\$75,000	\$0
TOTAL EXPENSES:	\$16,494	\$50,000	\$50,000	\$0	\$75,000	\$75,000	\$0
BUDGET UNIT: 011804 PROPERTY TAX UPGRADE	(\$16,494)	(\$50,000)	(\$50,000)	\$0	(\$75,000)	(\$75,000)	\$0

CAO - GENERAL

010200

DEPARTMENTAL FUNCTIONS

The primary role of the Office of the County Administrator is to work with the Board of Supervisors and department heads to provide the highest level of service to the people of Inyo County. The Office is responsible for ensuring the policies of, and directions from, the Board of Supervisors are implemented and making policy recommendations to the Board when appropriate. The Office of the County Administrator, in conjunction with the Office of the Auditor-Controller, prepares and presents the annual County Budget, and manages and oversees the budget during the Fiscal Year. In addition, the Office encompasses the following divisions: Clerk of the Board, County Library, Economic Development, Emergency Services, Eastern California Museum, Information Services, Motor Pool, Parks and Recreation, Personnel, Public Defender, Purchasing, Risk Management, and Recycling and Waste Management. The Office also provides fiscal and administrative support to the Coroner's Office.

Other functions of the County Administrator's Office are to:

- o Plan, monitor, and oversee County operations, ensuring that Board policies are carried out in the most cost-effective manner.
- o Formulate short- and long-range plans and budgets.
- o Review, monitor, and recommend County structure, programs, services, and budgets.
- o Recommend, interpret, and carry out and enforce Board policies.
- o Supervise the administration of all department heads and units of government over which the Board of Supervisors has responsibility.
- o Prepare and coordinate Board agendas.
- o Review legislation for potential impacts to the County and prepare appropriate recommendations.
- o Represent the Board in the County's intergovernmental relations.

MAJOR ACCOMPLISHMENTS IN FISCAL YEAR 2017-2018

- Developed the Fiscal Year 2017-2018 CAO Recommended County Budget, and administered the Fiscal Year 2017-2018 Board Approved County Budget, including Mid-Year and Third Quarter Financial Reviews.
- Through your Board of Supervisors, and with a County Commercial Cannabis Working Group comprised of County Counsel, Assistant County Counsel, Agricultural Commissioner, Planning Director, and Public Works Director, and in consultation with other county departments and local agencies, completed development and adoption of encompassing County regulations for commercial cannabis activities responsive to distinct community needs and the interests of other stakeholders.
- With the Water Director, County Counsel and Assistant County Counsel, completed efforts to establish the Owens Valley Groundwater Basin Groundwater Sustainability Agency Joint Powers Authority.
- Supported your Board of Supervisors, with the Water Director and County Counsel, on a variety of issues involving the Los Angeles Department of Water and Power, including publishing a compendium of historical LADWP real estate policy documents playfully titled, "The Good Old, When Times Were Bad." And, remained responsive to your Board, collectively and individually, on a multiplicity of issues of immediacy and importance.
- Initiated Employee Engagement Program, commissioned Gladys! Recyclescope portable public art and education installation, and completed many other projects identified in the narratives of other budget units administered by this Office, including several economic development projects.

GOALS FOR FISCAL YEAR 2018-2019

- Prepare, present for approval, and administer the Fiscal Year 2018-2019 County Budget, including Mid-Year and Third Quarter Financial Reviews.
- Transition to a new County Administrator, fill Risk Manager vacancy created by retirement, assist your Board and County departments in filling other critical vacancies.
- Complete Employee Engagement Benchmark Survey and initiate action planning based on survey results.
- Continue to support ongoing projects of critical importance to the County including consideration and development of the proposed Consolidated Office Building, or an alternative; initiation of Federal Funding Advocacy efforts; 21st Century Obsidian fiber-to-the-premises project; and, several economic development initiatives.
- Support your Board of Supervisors, collectively and individually, in responding to multiple issues of immediacy and importance which will most certainly arise throughout the year, including ongoing and emerging issues between the County and LADWP.

DEPARTMENTAL BUDGET REQUEST FOR FISCAL YEAR 2018-2019

The Department's Fiscal Year 2018-2019 Requested Budget represents an overall decrease of \$159,000 in expenditures, and a decrease of \$165,000 in revenues, when compared to the Fiscal Year 2017-2018 Board Approved Budget. As a result, the Requested Net County Cost is increased by \$6,000.

Personnel Costs increased by \$1,484 compared to the Fiscal Year 2017-2018 Board Approved Budget, due to increased benefit expenses.

Revenues

4998 (OPERATING TRANSFERS IN) decreased by \$165,000: no operating transfer anticipated this year relative to Cost Geothermal Power Plan valuations.

Personnel

The Department's Requested Budget represents no change in the number of fulltime equivalent (FTE) positions that are supported by this budget.

There are no changes in the FTE's supported in this budget

Services & Supplies

5232 (OFFICE & OTHER EQUIP < \$5,000) increased by \$7,000: additional equipment is needed this year due to staffing changes; **5311** (GENERAL OPERATING EXPENSE) increased by \$954: additional supplies may be needed due to new staff.

Support & Care of Persons

(There are no changes in this object category from the previous fiscal year.)

Fixed Assets

(There are no changes in this object category from the previous fiscal year.)

FISCAL YEAR 2018-2019 REDUCTION IMPACTS TO BASE BUDGET

Not Applicable

FISCAL YEAR 2018-2019 STATE/FEDERAL FUNDING SUMMARY

Not Applicable

FISCAL YEAR 2018-2019 REGULATORY COMPLIANCE SUMMARY

Not Applicable

MAJOR POLICY CONSIDERATIONS BEING REQUESTED

Not Applicable

COUNTY OF INYO

BUD002A - BUDGET REQUESTS

RUNDATE: 06/30/2018 TODAY'S DATE: 08/09/2018

FOR FISCAL YEARS: 07/01/2016 - 06/30/19

	YTD ACTUALS 06/30/2017	BOARD APPROVED 06/30/2018	WORKING BUDGET 06/30/2018	YTD ACTUALS 06/30/2018	DEPT REQUESTED 06/30/2019	CAO RECOMM 06/30/2019	BOARD APPROVED 06/30/2019
BUDGET UNIT: 010200 CAO - GENERAL							
FUND: 0001 GENERAL FUND							
REVENUES:							
4998 - OPERATING TRANSFERS IN	\$0	\$165,000	\$165,000	\$0	\$0	\$0	\$0
OTHER FINANCING SOURCES	\$0	\$165,000	\$165,000	\$0	\$0	\$0	\$0
TOTAL REVENUES:	\$0	\$165,000	\$165,000	\$0	\$0	\$0	\$0
EXPENSES:							
5001 - SALARIED EMPLOYEES	\$409,115	\$429,037	\$426,537	\$395,607	\$417,127	\$448,191	\$0
5003 - OVERTIME	\$848	\$0	\$3,000	\$2,545	\$1,000	\$1,000	\$0
5021 - RETIREMENT & SOCIAL SECURITY	\$29,570	\$31,335	\$31,335	\$28,789	\$29,950	\$32,347	\$0
5022 - PERS RETIREMENT	\$108,391	\$70,870	\$70,870	\$65,632	\$69,858	\$75,058	\$0
5024 - RETIREMENT-UNFUNDED LIAB	\$0	\$45,776	\$45,776	\$45,776	\$56,917	\$56,917	\$0
5031 - MEDICAL INSURANCE	\$19,948	\$28,099	\$25,599	\$22,227	\$38,907	\$39,947	\$0
5032 - DISABILITY INSURANCE	\$3,159	\$3,651	\$3,651	\$3,197	\$3,659	\$3,970	\$0
5042 - SICK LEAVE BUY OUT	\$3,195	\$0	\$0	\$0	\$0	\$0	\$0
5043 - OTHER BENEFITS	\$19,274	\$19,200	\$19,200	\$17,537	\$12,034	\$12,034	\$0
SALARIES & BENEFITS	\$593,503	\$627,968	\$625,968	\$581,313	\$629,452	\$669,464	\$0
5113 - PERSONAL SUPPLIES	\$0	\$0	\$0	\$1	\$0	\$0	\$0
5122 - CELL PHONES	\$506	\$800	\$800	\$314	\$800	\$800	\$0
5171 - MAINTENANCE OF EQUIPMENT	\$0	\$250	\$250	\$0	\$250	\$250	\$0
5232 - OFFICE & OTHER EQUIP < \$5,000	\$0	\$1,000	\$2,000	\$1,193	\$8,000	\$8,000	\$0
5263 - ADVERTISING	\$42	\$300	\$300	\$208	\$300	\$300	\$0
5265 - PROFESSIONAL & SPECIAL SERVICE	\$250	\$10,300	\$85,300	\$17,875	\$10,300	\$10,300	\$0
5291 - OFFICE, SPACE & SITE RENTAL	\$0	\$1,000	\$1,000	\$0	\$1,000	\$1,000	\$0
5311 - GENERAL OPERATING EXPENSE	\$11,004	\$11,000	\$12,000	\$11,303	\$11,954	\$11,954	\$0
5331 - TRAVEL EXPENSE	\$6,266	\$7,000	\$7,000	\$5,400	\$7,000	\$7,000	\$0
5351 - UTILITIES	\$291	\$1,000	\$1,000	\$304	\$1,000	\$1,000	\$0
SERVICES & SUPPLIES	\$18,361	\$32,650	\$109,650	\$36,600	\$40,604	\$40,604	\$0
5121 - INTERNAL CHARGES	\$0	\$1,500	\$1,500	\$0	\$1,500	\$1,500	\$0
5123 - TECH REFRESH EXPENSE	\$6,401	\$3,944	\$3,944	\$3,944	\$2,665	\$2,665	\$0
5128 - INTERNAL SHREDDING CHARGES	\$480	\$500	\$500	\$500	\$500	\$500	\$0
5129 - INTERNAL COPY CHARGES (NON-IS)	\$1,925	\$2,590	\$2,590	\$2,112	\$2,174	\$2,174	\$0

COUNTY OF INYO

BUD002A - BUDGET REQUESTS

RUNDATE: 06/30/2018 TODAY'S DATE: 08/09/2018

FOR FISCAL YEARS: 07/01/2016 - 06/30/19

	YTD ACTUALS 06/30/2017	BOARD APPROVED 06/30/2018	WORKING BUDGET 06/30/2018	YTD ACTUALS 06/30/2018	DEPT REQUESTED 06/30/2019	CAO RECOMM 06/30/2019	BOARD APPROVED 06/30/2019
5152 - WORKERS COMPENSATION	\$8,626	\$11,112	\$11,112	\$11,112	\$9,428	\$9,428	\$0
5155 - PUBLIC LIABILITY INSURANCE	\$4,647	\$5,059	\$5,059	\$5,058	\$5,000	\$5,000	\$0
5333 - MOTOR POOL	\$0	\$840	\$840	\$241	\$840	\$840	\$0
INTERNAL CHARGES	\$22,080	\$25,545	\$25,545	\$22,968	\$22,107	\$22,107	\$0
5901 - CONTINGENCIES	\$0	\$165,000	\$165,000	\$0	\$0	\$0	\$0
RESERVES	\$0	\$165,000	\$165,000	\$0	\$0	\$0	\$0
TOTAL EXPENSES:	\$633,945	\$851,163	\$926,163	\$640,882	\$692,163	\$732,175	\$0
BUDGET UNIT: 010200 CAO - GENERAL	(\$633,945)	(\$686,163)	(\$761,163)	(\$640,882)	(\$692,163)	(\$732,175)	\$0

CAO - ACO

010201

DEPARTMENTAL FUNCTIONS

The CAO - Accumulated Capital Outlay budget is managed by the County Administrator to budget expenditures and revenues for certain acquisition and improvement projects. This budget unit was reinstated during Fiscal Year 2007-2008 to budget funding for tenant improvement costs associated with relocation of County offices in the Bishop area. In Fiscal Year 2010-2011, the budget was activated as part of the Mid-Year Financial Review to appropriate additional funds to complete the aforementioned tenant improvements, conduct property appraisals, and purchase property easements. Since then, the budget has been used to provide funding necessary for a variety of capital projects for existing and new County facilities, including providing matching funds for projects being funded with airport improvement grants in Lone Pine and Bishop.

MAJOR ACCOMPLISHMENTS IN FISCAL YEAR 2017-2018

- Reviewed and vetted new cost estimates for the proposed Consolidated Office Building and the County's current rent-related costs, and initiated updates to the five-year-old cost analysis and cost-savings analysis for the project.
- Funded preparation of a Draft Part 139 Airport Certification Manual (ACM) for the Bishop Airport.
- Continued to support infrastructure projects and improvements, and engaged in discussions with the FAA and regional partners regarding commercial air service at the Bishop Airport.
- Resumed efforts to finalize contract for construction of the 21st Century Obsidian Project to provide final-mile fiber-optic connections between Digital 395 and all Owens Valley premises.

GOALS FOR FISCAL YEAR 2018-2019

- Commence preparation of an Environmental Assessment for commercial air service at Bishop Airport.
- Engage an architectural consultant to serve as the County's "buyer's representative" in ongoing design and, if approved, construction of the proposed consolidated Office building Project.
- Work with departments and developer to finalize design documents for proposed Consolidated Office Building Project; host community meetings; and, present new lease-to-own document for consideration by the Board of Supervisors.
- Purchase and improve property in Lone Pine for a County-owned facility from which to provide Health and Human Services and Probation services.
- Continue to support infrastructure improvements and regional discussions with the FAA and regional partners regarding commercial air service at the Bishop Airport.

DEPARTMENTAL BUDGET REQUEST FOR FISCAL YEAR 2018-2019

The Department's Fiscal Year 2018-2019 Requested Budget represents an overall increase of \$210,000 in expenditures, and a decrease of \$206,000 in revenues, when compared to the Fiscal Year 2017-2018 Board Approved Budget. As a result, the Requested Net County Cost is increased by \$416,000.

Personnel Costs did not change compared to the Fiscal Year 2017-2018 Board Approved Budget.

Revenues

4998 (OPERATING TRANSFERS IN) decreased by \$206,000: Operating Transfers are determined by the budget team.

Personnel

The Department's Requested Budget represents no change in the number of fulltime equivalent (FTE) positions that are supported by this budget.

There are no personnel associated with this budget

Services & Supplies

5265 (PROFESSIONAL & SPECIAL SERVICE) increased by \$210,000: less contracts considered for this fiscal year.

Support & Care of Persons

(There are no changes in this object category from the previous fiscal year.)

Fixed Assets

(There are no changes in this object category from the previous fiscal year.)

FISCAL YEAR 2018-2019 REDUCTION IMPACTS TO BASE BUDGET

Not Applicable

FISCAL YEAR 2018-2019 STATE/FEDERAL FUNDING SUMMARY

Not Applicable

FISCAL YEAR 2018-2019 REGULATORY COMPLIANCE SUMMARY

Not Applicable

MAJOR POLICY CONSIDERATIONS BEING REQUESTED

Each of the Goals presented above represent policy considerations by your Board of Supervisors, which will ultimately dictate how and if projects proceed.

COUNTY OF INYO

BUD002A - BUDGET REQUESTS

RUNDATE: 06/30/2018 TODAY'S DATE: 08/09/2018

FOR FISCAL YEARS: 07/01/2016 - 06/30/19

	YTD ACTUALS 06/30/2017	BOARD APPROVED 06/30/2018	WORKING BUDGET 06/30/2018	YTD ACTUALS 06/30/2018	DEPT REQUESTED 06/30/2019	CAO RECOMM 06/30/2019	BOARD APPROVED 06/30/2019
BUDGET UNIT: 010201 CAO - ACO							
FUND: 0003 ACCUMULATIVE CAPITAL OUTLAY							
REVENUES:							
4825 - OTHER CURRENT CHARGES	\$51,351	\$51,351	\$51,351	\$51,351	\$51,351	\$51,351	\$0
CHARGES FOR CURRENT SERVICES	\$51,351	\$51,351	\$51,351	\$51,351	\$51,351	\$51,351	\$0
4998 - OPERATING TRANSFERS IN	\$200,000	\$206,000	\$206,000	\$206,000	\$0	\$0	\$0
OTHER FINANCING SOURCES	\$200,000	\$206,000	\$206,000	\$206,000	\$0	\$0	\$0
TOTAL REVENUES:	<u>\$251,351</u>	<u>\$257,351</u>	<u>\$257,351</u>	<u>\$257,351</u>	<u>\$51,351</u>	<u>\$51,351</u>	<u>\$0</u>
EXPENSES:							
5191 - MAINTENANCE OF STRUCTURES	\$0	\$10,000	\$10,000	\$0	\$10,000	\$10,000	\$0
5265 - PROFESSIONAL & SPECIAL SERVICE	\$0	\$190,000	\$203,595	\$110,061	\$400,000	\$400,000	\$0
SERVICES & SUPPLIES	\$0	\$200,000	\$213,595	\$110,061	\$410,000	\$410,000	\$0
5640 - STRUCTURES & IMPROVEMENTS	\$0	\$0	\$0	\$0	\$0	\$300,000	\$0
FIXED ASSETS	\$0	\$0	\$0	\$0	\$0	\$300,000	\$0
5801 - OPERATING TRANSFERS OUT	\$0	\$0	\$0	\$0	\$0	\$2,500,000	\$0
OTHER FINANCING USES	\$0	\$0	\$0	\$0	\$0	\$2,500,000	\$0
TOTAL EXPENSES:	<u>\$0</u>	<u>\$200,000</u>	<u>\$213,595</u>	<u>\$110,061</u>	<u>\$410,000</u>	<u>\$3,210,000</u>	<u>\$0</u>
BUDGET UNIT: 010201 CAO - ACO	\$251,351	\$57,351	\$43,756	\$147,289	(\$358,649)	(\$3,158,649)	\$0

COUNTY OF INYO

BUD002A - BUDGET REQUESTS

RUNDATE: 06/30/2018 TODAY'S DATE: 08/09/2018

FOR FISCAL YEARS: 07/01/2016 - 06/30/19

	YTD ACTUALS 06/30/2017	BOARD APPROVED 06/30/2018	WORKING BUDGET 06/30/2018	YTD ACTUALS 06/30/2018	DEPT REQUESTED 06/30/2019	CAO RECOMM 06/30/2019	BOARD APPROVED 06/30/2019
BUDGET UNIT: 699900 COMPUTER SYSTEMS FUND							
FUND: 6999 COMPUTER SYSTEM FUND							
REVENUES:							
4998 - OPERATING TRANSFERS IN	\$0	\$232,649	\$273,649	\$273,649	\$0	\$0	\$0
OTHER FINANCING SOURCES	\$0	\$232,649	\$273,649	\$273,649	\$0	\$0	\$0
TOTAL REVENUES:	<u>\$0</u>	<u>\$232,649</u>	<u>\$273,649</u>	<u>\$273,649</u>	<u>\$0</u>	<u>\$0</u>	<u>\$0</u>
EXPENSES:							
5801 - OPERATING TRANSFERS OUT	\$0	\$0	\$3,000	\$3,000	\$0	\$71,100	\$0
OTHER FINANCING USES	\$0	\$0	\$3,000	\$3,000	\$0	\$71,100	\$0
TOTAL EXPENSES:	<u>\$0</u>	<u>\$0</u>	<u>\$3,000</u>	<u>\$3,000</u>	<u>\$0</u>	<u>\$71,100</u>	<u>\$0</u>
BUDGET UNIT: 699900 COMPUTER SYSTEMS FUND	\$0	\$232,649	\$270,649	\$270,649	\$0	(\$71,100)	\$0

COMPUTER UPGRADE

011808

DEPARTMENTAL FUNCTIONS

The Computer Upgrade (Technology Refresh) budget provides for the scheduled replacement and repair of County-owned computers, as well as for the scheduled replacement and repair of networking and server infrastructure. Most of the County-owned computers are enrolled in the Tech Refresh program, but all computers connecting to the County network are charged a Core Charge to support the infrastructure costs.

MAJOR ACCOMPLISHMENTS IN FISCAL YEAR 2017-2018

- Completed the deployment of approximately 25% of the computer inventory as part of the 2016-2017 budget.
- As part of the annual Tech Refresh project, we upgraded all computers to the Windows 10 operating system.
- Selected a vendor to replace 10 aging servers with a consolidated storage solution, reducing our initial equipment costs and increasing the amount of data storage.

GOALS FOR FISCAL YEAR 2018-2019

- Replace the aging network switches with contemporary, Power-over-Ethernet-capable switches in support of the Telephone System Project.
- Select a solution for consolidated server functionality to replace our aging application servers.
- Streamline the Tech Refresh configuration and delivery process to reduce the amount of time and effort needed to upgrade end-user computers.
- Create an IT Equipment Inventory to support budget planning, auditor asset tracking and inventory verification. This will also help us plan for the replacement of specific machines at least 2 to 3 years in advance, helping us evaluate total cost of ownership when effecting significant repairs on computers.

DEPARTMENTAL BUDGET REQUEST FOR FISCAL YEAR 2018-2019

The Department's Fiscal Year 2018-2019 Requested Budget represents an overall increase of \$0 in expenditures, and an increase of \$0 in revenues, when compared to the Fiscal Year 2017-2018 Board Approved Budget. As a result, the Requested Net County Cost is increased by \$0.

The budget request is based on an analysis of costs and revenues for planned technology upgrades in FY 2018-2019.

Personnel Costs did not change compared to the Fiscal Year 2017-2018 Board Approved Budget.

Revenues

(There are no changes in this object category from the previous fiscal year.)

Personnel

The Department's Requested Budget represents no change in the number of fulltime equivalent (FTE) positions that are supported by this budget.

The Computer Upgrade budget does not fund personnel-related costs.

Services & Supplies

(There are no changes in this object category from the previous fiscal year.)

Support & Care of Persons

(There are no changes in this object category from the previous fiscal year.)

Fixed Assets

(There are no changes in this object category from the previous fiscal year.)

FISCAL YEAR 2018-2019 REDUCTION IMPACTS TO BASE BUDGET

There are no significant impacts anticipated in this budget in meeting the FY 2018-2019 budget parameter guidelines.

FISCAL YEAR 2018-2019 STATE/FEDERAL FUNDING SUMMARY

Not applicable.

FISCAL YEAR 2018-2019 REGULATORY COMPLIANCE SUMMARY

Not applicable.

MAJOR POLICY CONSIDERATIONS BEING REQUESTED

Information services will evaluate a 5-year lifespan for end-user computers instead of a 4-year lifespan as part of the Tech Refresh Program. Computers in the last several years have become more durable, and the typical performance of today's computers lends itself to a longer lifespan. If we are able to move to a 5-year lifespan, our annual computer replacement costs would be slightly reduced, and the time and effort to configure and deliver end-user computers would be reduced as well.

COUNTY OF INYO

BUD002A - BUDGET REQUESTS

RUNDATE: 06/30/2018 TODAY'S DATE: 08/09/2018

FOR FISCAL YEARS: 07/01/2016 - 06/30/19

	YTD ACTUALS 06/30/2017	BOARD APPROVED 06/30/2018	WORKING BUDGET 06/30/2018	YTD ACTUALS 06/30/2018	DEPT REQUESTED 06/30/2019	CAO RECOMM 06/30/2019	BOARD APPROVED 06/30/2019
BUDGET UNIT: 011808 COMPUTER UPGRADE							
FUND: 6998 COMPUTER UPGRADE FUND							
REVENUES:							
4823 - TECH REFRESH REVENUE	\$266,245	\$346,672	\$346,672	\$346,672	\$346,672	\$346,672	\$0
CHARGES FOR CURRENT SERVICES	\$266,245	\$346,672	\$346,672	\$346,672	\$346,672	\$346,672	\$0
TOTAL REVENUES:	<u>\$266,245</u>	<u>\$346,672</u>	<u>\$346,672</u>	<u>\$346,672</u>	<u>\$346,672</u>	<u>\$346,672</u>	<u>\$0</u>
EXPENSES:							
5232 - OFFICE & OTHER EQUIP < \$5,000	\$211,367	\$346,672	\$346,781	\$188,876	\$346,672	\$346,672	\$0
SERVICES & SUPPLIES	\$211,367	\$346,672	\$346,781	\$188,876	\$346,672	\$346,672	\$0
TOTAL EXPENSES:	<u>\$211,367</u>	<u>\$346,672</u>	<u>\$346,781</u>	<u>\$188,876</u>	<u>\$346,672</u>	<u>\$346,672</u>	<u>\$0</u>
BUDGET UNIT: 011808 COMPUTER UPGRADE	\$54,877	\$0	(\$109)	\$157,795	\$0	\$0	\$0

COUNTY OF INYO

BUD002A - BUDGET REQUESTS

RUNDATE: 06/30/2018 TODAY'S DATE: 08/09/2018

FOR FISCAL YEARS: 07/01/2016 - 06/30/19

	YTD ACTUALS 06/30/2017	BOARD APPROVED 06/30/2018	WORKING BUDGET 06/30/2018	YTD ACTUALS 06/30/2018	DEPT REQUESTED 06/30/2019	CAO RECOMM 06/30/2019	BOARD APPROVED 06/30/2019
BUDGET UNIT: 011809 CONSOLIDATED OFFICE BUILDING							
FUND: 0038 COB-CONSOLIDATED OFFICE BUILDING							
REVENUES:							
4998 - OPERATING TRANSFERS IN	\$0	\$0	\$0	\$0	\$0	\$7,800,000	\$0
OTHER FINANCING SOURCES	\$0	\$0	\$0	\$0	\$0	\$7,800,000	\$0
TOTAL REVENUES:	<u>\$0</u>	<u>\$0</u>	<u>\$0</u>	<u>\$0</u>	<u>\$0</u>	<u>\$7,800,000</u>	<u>\$0</u>
BUDGET UNIT: 011809 CONSOLIDATED OFFICE BUILDING	\$0	\$0	\$0	\$0	\$0	\$7,800,000	\$0

COUNTY OF INYO

BUD002A - BUDGET REQUESTS

RUNDATE: 06/30/2018 TODAY'S DATE: 08/09/2018

FOR FISCAL YEARS: 07/01/2016 - 06/30/19

	YTD ACTUALS 06/30/2017	BOARD APPROVED 06/30/2018	WORKING BUDGET 06/30/2018	YTD ACTUALS 06/30/2018	DEPT REQUESTED 06/30/2019	CAO RECOMM 06/30/2019	BOARD APPROVED 06/30/2019
BUDGET UNIT: 087100 CONTINGENCIES - GENERAL							
FUND: 0001 GENERAL FUND							
EXPENSES:							
5901 - CONTINGENCIES	\$0	\$129,835	\$0	\$0	\$50,000	\$41,017	\$0
5902 - CONTINGENCIES - PY ENCUMBRANCE	\$0	\$0	\$39,459	\$0	\$0	\$0	\$0
RESERVES	\$0	\$129,835	\$39,459	\$0	\$50,000	\$41,017	\$0
TOTAL EXPENSES:	\$0	\$129,835	\$39,459	\$0	\$50,000	\$41,017	\$0
BUDGET UNIT: 087100 CONTINGENCIES - GENERAL	\$0	(\$129,835)	(\$39,459)	\$0	(\$50,000)	(\$41,017)	\$0

COUNTY LIABILITY TRUST

500903

DEPARTMENTAL FUNCTIONS

Administered by Risk Management, this budget reflects costs for the County's liability program. Costs include insurance premiums, legal defense, claims, investigations, trials and professional services. The costs for the contracts for litigation legal counsel are also included in this budget.

MAJOR ACCOMPLISHMENTS IN FISCAL YEAR 2017-2018

- Managed claims against the County.
- Coordinated defense with outside legal counsel.
- Sat on the Board of Directors for the CSAC Excess Insurance Authority.

GOALS FOR FISCAL YEAR 2018-2019

- Manage liability claims against the County.
- Coordinate with and assist outside legal counsel.
- Sit on the Board of Directors of the CSAC Excess Insurance Authority.
- Work with County staff to minimize liability exposure to the County.

DEPARTMENTAL BUDGET REQUEST FOR FISCAL YEAR 2018-2019

The Department's Fiscal Year 2018-2019 Requested Budget represents an overall increase of \$125,781 in expenditures, and a decrease of \$31,218 in revenues, when compared to the Fiscal Year 2017-2018 Board Approved Budget. As a result, the Requested Net County Cost is increased by \$156,999.

Personnel Costs did not change compared to the Fiscal Year 2017-2018 Board Approved Budget.

Revenues

4301 (INTEREST FROM TREASURY) increased by \$0: N/A; **4747** (INSURANCE PAYMENTS) increased by \$0: N/A; **4822** (INTRA COUNTY INSURANCE ADMIN) decreased by \$31,218: Decrease in estimated costs.

Personnel

The Department's Requested Budget represents no change in the number of fulltime equivalent (FTE) positions that are supported by this budget.

No change.

Services & Supplies

5156 (INSURANCE CLAIMS) increased by \$20,000: Estimated costs for Claims for 2018-19; **5158** (INSURANCE PREMIUM) increased by \$51,300: Premiums increase; **5199** (MAINT OF STRUCTURES-MATERIALS) increased by \$30,000: Costs to enhance accessibility at County offices to address recommendations by the ADA Task Force; **5265** (PROFESSIONAL & SPECIAL SERVICE) decreased by \$5,887: Estimated costs for 2018-19; **5311** (GENERAL OPERATING EXPENSE) increased by \$0: No change; **5331** (TRAVEL EXPENSE) increased by \$0: No change.

Support & Care of Persons

(There are no changes in this object category from the previous fiscal year.)

Fixed Assets

(There are no changes in this object category from the previous fiscal year.)

FISCAL YEAR 2018-2019 REDUCTION IMPACTS TO BASE BUDGET

N/A

FISCAL YEAR 2018-2019 STATE/FEDERAL FUNDING SUMMARY

N/A

FISCAL YEAR 2018-2019 REGULATORY COMPLIANCE SUMMARY

N/A

MAJOR POLICY CONSIDERATIONS BEING REQUESTED

None

COUNTY OF INYO

BUD002A - BUDGET REQUESTS

RUNDATE: 06/30/2018 TODAY'S DATE: 08/09/2018

FOR FISCAL YEARS: 07/01/2016 - 06/30/19

	YTD ACTUALS 06/30/2017	BOARD APPROVED 06/30/2018	WORKING BUDGET 06/30/2018	YTD ACTUALS 06/30/2018	DEPT REQUESTED 06/30/2019	CAO RECOMM 06/30/2019	BOARD APPROVED 06/30/2019
BUDGET UNIT: 500903 COUNTY LIABILITY TRUST							
FUND: 5701 COUNTY LIABILITY TRUST							
REVENUES:							
4301 - INTEREST FROM TREASURY	\$3,511	\$0	\$0	\$2,806	\$0	\$0	\$0
REV USE OF MONEY & PROPERTY	\$3,511	\$0	\$0	\$2,806	\$0	\$0	\$0
4822 - INTRA COUNTY INSURANCE ADMIN	\$690,447	\$800,981	\$800,981	\$800,982	\$769,763	\$769,763	\$0
CHARGES FOR CURRENT SERVICES	\$690,447	\$800,981	\$800,981	\$800,982	\$769,763	\$769,763	\$0
4959 - MISCELLANEOUS REVENUE	\$8,895	\$0	\$0	\$19,380	\$0	\$0	\$0
OTHER REVENUE	\$8,895	\$0	\$0	\$19,380	\$0	\$0	\$0
TOTAL REVENUES:	\$702,854	\$800,981	\$800,981	\$823,168	\$769,763	\$769,763	\$0
EXPENSES:							
5156 - INSURANCE CLAIMS	(\$76,114)	\$105,000	\$105,000	\$58,851	\$125,000	\$125,000	\$0
5158 - INSURANCE PREMIUM	\$241,474	\$334,600	\$334,600	\$325,528	\$385,900	\$385,900	\$0
5199 - MAINT OF STRUCTURES-MATERIALS	\$0	\$0	\$0	\$0	\$30,000	\$30,000	\$0
5265 - PROFESSIONAL & SPECIAL SERVICE	\$412,960	\$352,581	\$410,695	\$322,259	\$346,694	\$346,694	\$0
5311 - GENERAL OPERATING EXPENSE	\$4,470	\$5,500	\$5,500	\$4,470	\$5,500	\$5,500	\$0
5331 - TRAVEL EXPENSE	\$296	\$1,500	\$1,500	\$591	\$1,500	\$1,500	\$0
SERVICES & SUPPLIES	\$583,086	\$799,181	\$857,295	\$711,701	\$894,594	\$894,594	\$0
5333 - MOTOR POOL	\$1,304	\$1,800	\$1,800	\$791	\$1,800	\$1,800	\$0
INTERNAL CHARGES	\$1,304	\$1,800	\$1,800	\$791	\$1,800	\$1,800	\$0
5801 - OPERATING TRANSFERS OUT	\$0	\$0	\$48,763	\$3,791	\$30,368	\$30,368	\$0
OTHER FINANCING USES	\$0	\$0	\$48,763	\$3,791	\$30,368	\$30,368	\$0
TOTAL EXPENSES:	\$584,391	\$800,981	\$907,858	\$716,283	\$926,762	\$926,762	\$0
BUDGET UNIT: 500903 COUNTY LIABILITY TRUST	\$118,463	\$0	(\$106,877)	\$106,884	(\$156,999)	(\$156,999)	\$0

COUNTY LIBRARY

066700

DEPARTMENTAL FUNCTIONS

The Inyo County Free Library was formed on September 15, 1913 by Resolution of the Inyo County Board of Supervisors for the "education, culture and pleasure" of the people of Inyo County. Reflecting and enhancing that early vision, the Library's mission "is to provide all citizens of the county with access to materials which can improve their minds, broaden their lives, and fulfill their cultural, civic intellectual, educational, and recreational needs". The Library offers internet access to residents and travelers, provides reference and research services to the public and County staff, collects and maintains local history materials, conducts outreach programs for children and adults, and acquires media and books reflecting a wide range of interests and needs. The Inyo County Free Library has daily direct interaction with a wide range of Inyo County residents and visitors, and is often their only contact with a County department. The Library seeks to maintain high level of public service and customer interaction which reinforces Inyo County's positive image to citizens and visitors.

MAJOR ACCOMPLISHMENTS IN FISCAL YEAR 2017-2018

- Cataloged 3,733 books and audiovisual materials for collection in libraries throughout the County and added 6,654 bibliographic records to the Library's catalog.
- Participated in the ZipBooks program, providing 361 books requested by patrons.
- Analyzed internet options and speed at branch libraries, resulting in improved service in some branch libraries.
- Participated in the California Revealed project to digitize local historical resources.
- Corrected many inadequate records/barcodes added during the automation project, and cataloged special materials retrospectively.

GOALS FOR FISCAL YEAR 2018-2019

- Expand and improve the Central Library when adjacent space becomes available and continue facilities improvements to the branch libraries.
- Acquire additional electronic resources, and improve and provide educational support for students of all ages.
- Continue analysis of fiscally-sound options for increased internet speeds in branch libraries in conjunction with other stakeholders.
- Continue digitizing local newspapers, in conjunction with the California Digital Newspaper Collection, and microfilm those papers that have not been filmed yet.
- Continue to correct records and add special materials to the database.

DEPARTMENTAL BUDGET REQUEST FOR FISCAL YEAR 2018-2019

The Department's Fiscal Year 2018-2019 Requested Budget represents an overall increase of \$2,223 in expenditures, and an increase of \$0 in revenues, when compared to the Fiscal Year 2017-2018 Board Approved Budget. As a result, the Requested Net County Cost is increased by \$2,223.

The increase in expenses is largely due to staffing costs (\$12,408), equipment and supplies needs for automated system support (\$4,372), and additional e-materials (\$2,990).

Personnel Costs increased by \$5,365 compared to the Fiscal Year 2017-2018 Board Approved Budget, due to negotiated pay increases, requested adjustments for two employees, and an increase in the unfunded retirement cost.

Revenues

(There are no changes in this object category from the previous fiscal year.)

Personnel

The Department's Requested Budget represents no change in the number of fulltime equivalent (FTE) positions that are supported by this budget.

There are 7 permanent FTE in this budget, four full time and six part time employees operating the six branches of the library system and the law library. The full-time position added in FY 17-18 was filled in March 2018. Due to the retirement of two long time librarians and subsequent recruitment, the Library will be operating with 7 FTE by the end of the FY 17-18.

Services & Supplies

5232 (OFFICE & OTHER EQUIP < \$5,000) increased by \$3,045: This increase is due to the need for equipment replacement during the year such as routers, UPS, modems, and printers. In an automated environment, equipment failure must be remediated immediately in order for the library to function; **5311** (GENERAL OPERATING EXPENSE) increased by \$1,327: This increase is primarily due to the need for larger amounts of barcodes and to upgrade software on public computers; **5325** (LIBRARY BOOKS & SUBSCRIPTIONS) increased by \$2,990: This increase is largely for additional electronic resources for patron use such as databases and newspapers. The request is for \$37,000, which is well below the average materials budget of over \$100,000 for a library serving our population size; **5351** (UTILITIES) increased by \$672: E-rate is no longer available for telephone service, and costs have increased.

Support & Care of Persons

(There are no changes in this object category from the previous fiscal year.)

Fixed Assets

(There are no changes in this object category from the previous fiscal year.)

FISCAL YEAR 2018-2019 REDUCTION IMPACTS TO BASE BUDGET

If the Library's budget remains at last fiscal year's level, additional e-resources will not be acquired and public computer software will not be upgraded. According to the Library Journal's budget survey, the average budget for a library that serves our population size is over \$900,000, with a materials budget of over \$100,000, a salary budget of \$550,000, with 11.9 FTE staffing.

FISCAL YEAR 2018-2019 STATE/FEDERAL FUNDING SUMMARY

There are no direct State or Federal revenues in this budget. The Library receives the benefit of State and Federal funds through programs managed by Califa, a nonprofit library partner. The Library also benefits from State and Federal funds through programs provided by the Inland Library System. Examples of programs include ZipBooks and the California Revealed Project. These programs enable the Library to provide additional materials to Inyo County residents, as well as enhancing access to archival and historical material of local and statewide interest.

FISCAL YEAR 2018-2019 REGULATORY COMPLIANCE SUMMARY

There are no regulatory compliance expenditures in this budget.

MAJOR POLICY CONSIDERATIONS BEING REQUESTED

There are no major policy changes being considered.

COUNTY OF INYO

BUD002A - BUDGET REQUESTS

RUNDATE: 06/30/2018 TODAY'S DATE: 08/09/2018

FOR FISCAL YEARS: 07/01/2016 - 06/30/19

	YTD ACTUALS 06/30/2017	BOARD APPROVED 06/30/2018	WORKING BUDGET 06/30/2018	YTD ACTUALS 06/30/2018	DEPT REQUESTED 06/30/2019	CAO RECOMM 06/30/2019	BOARD APPROVED 06/30/2019
BUDGET UNIT: 066700 COUNTY LIBRARY							
FUND: 0001 GENERAL FUND							
REVENUES:							
4599 - OTHER AGENCIES	\$15,635	\$0	\$0	\$0	\$0	\$0	\$0
AID FROM OTHER GOVT AGENCIES	\$15,635	\$0	\$0	\$0	\$0	\$0	\$0
4771 - LIBRARY SERVICES	\$1,542	\$2,004	\$2,004	\$1,432	\$2,004	\$2,004	\$0
4825 - OTHER CURRENT CHARGES	\$2	\$0	\$0	\$0	\$0	\$0	\$0
CHARGES FOR CURRENT SERVICES	\$1,545	\$2,004	\$2,004	\$1,432	\$2,004	\$2,004	\$0
4922 - SALES OF COPIES	\$3,737	\$4,000	\$4,000	\$3,541	\$4,000	\$4,000	\$0
4997 - CASH OVER OR SHORT	\$0	\$50	\$50	\$34	\$50	\$50	\$0
OTHER REVENUE	\$3,737	\$4,050	\$4,050	\$3,575	\$4,050	\$4,050	\$0
TOTAL REVENUES:	\$20,918	\$6,054	\$6,054	\$5,008	\$6,054	\$6,054	\$0
EXPENSES:							
5001 - SALARIED EMPLOYEES	\$167,471	\$199,211	\$188,339	\$151,024	\$210,536	\$210,536	\$0
5003 - OVERTIME	\$96	\$0	\$1,000	\$774	\$5,245	\$900	\$0
5005 - HOLIDAY OVERTIME	\$2,926	\$3,751	\$3,751	\$1,718	\$0	\$2,000	\$0
5012 - PART TIME EMPLOYEES	\$119,162	\$120,897	\$120,897	\$106,023	\$118,899	\$118,899	\$0
5021 - RETIREMENT & SOCIAL SECURITY	\$21,657	\$25,115	\$25,115	\$20,309	\$26,331	\$26,331	\$0
5022 - PERS RETIREMENT	\$44,327	\$31,052	\$31,052	\$23,726	\$29,039	\$29,039	\$0
5024 - RETIREMENT-UNFUNDED LIAB	\$0	\$27,466	\$27,466	\$27,466	\$34,151	\$34,151	\$0
5031 - MEDICAL INSURANCE	\$33,693	\$49,211	\$47,211	\$29,244	\$35,287	\$35,287	\$0
5032 - DISABILITY INSURANCE	\$2,254	\$3,131	\$3,131	\$2,226	\$3,411	\$3,411	\$0
5042 - SICK LEAVE BUY OUT	\$799	\$3,682	\$3,682	\$264	\$1,168	\$1,168	\$0
5043 - OTHER BENEFITS	\$0	\$0	\$11,872	\$11,164	\$4,814	\$4,814	\$0
SALARIES & BENEFITS	\$392,391	\$463,516	\$463,516	\$373,943	\$468,881	\$466,536	\$0
5232 - OFFICE & OTHER EQUIP < \$5,000	\$1,049	\$1,110	\$1,110	\$889	\$4,155	\$2,000	\$0
5260 - HEALTH - EMPLOYEE PHYSICALS	\$0	\$600	\$600	\$0	\$600	\$600	\$0
5263 - ADVERTISING	\$0	\$200	\$200	\$0	\$200	\$200	\$0
5265 - PROFESSIONAL & SPECIAL SERVICE	\$16,463	\$7,150	\$16,515	\$378	\$7,150	\$7,150	\$0
5311 - GENERAL OPERATING EXPENSE	\$11,143	\$12,252	\$12,252	\$12,126	\$13,579	\$12,252	\$0
5325 - LIBRARY BOOKS & SUBSCRIPTIONS	\$33,122	\$34,010	\$34,010	\$33,132	\$37,000	\$37,000	\$0

COUNTY OF INYO

BUD002A - BUDGET REQUESTS

RUNDATE: 06/30/2018 TODAY'S DATE: 08/09/2018

FOR FISCAL YEARS: 07/01/2016 - 06/30/19

	YTD ACTUALS 06/30/2017	BOARD APPROVED 06/30/2018	WORKING BUDGET 06/30/2018	YTD ACTUALS 06/30/2018	DEPT REQUESTED 06/30/2019	CAO RECOMM 06/30/2019	BOARD APPROVED 06/30/2019
5331 - TRAVEL EXPENSE	\$0	\$850	\$850	\$0	\$850	\$850	\$0
5351 - UTILITIES	\$2,403	\$5,448	\$5,448	\$4,734	\$6,120	\$6,120	\$0
SERVICES & SUPPLIES	\$64,182	\$61,620	\$70,985	\$51,261	\$69,654	\$66,172	\$0
5123 - TECH REFRESH EXPENSE	\$10,754	\$14,651	\$14,651	\$14,651	\$10,289	\$10,289	\$0
5128 - INTERNAL SHREDDING CHARGES	\$95	\$100	\$100	\$100	\$100	\$100	\$0
5129 - INTERNAL COPY CHARGES (NON-IS)	\$850	\$680	\$680	\$810	\$765	\$765	\$0
5152 - WORKERS COMPENSATION	\$4,014	\$4,910	\$4,910	\$4,910	\$3,578	\$3,578	\$0
5155 - PUBLIC LIABILITY INSURANCE	\$3,132	\$3,602	\$3,602	\$3,602	\$3,035	\$3,035	\$0
5333 - MOTOR POOL	\$3,204	\$5,000	\$5,000	\$2,556	\$5,000	\$5,000	\$0
INTERNAL CHARGES	\$22,051	\$28,943	\$28,943	\$26,629	\$22,767	\$22,767	\$0
5901 - CONTINGENCIES	\$0	\$5,000	\$5,000	\$0	\$0	\$0	\$0
RESERVES	\$0	\$5,000	\$5,000	\$0	\$0	\$0	\$0
TOTAL EXPENSES:	\$478,625	\$559,079	\$568,444	\$451,835	\$561,302	\$555,475	\$0
BUDGET UNIT: 066700 COUNTY LIBRARY	(\$457,707)	(\$553,025)	(\$562,390)	(\$446,826)	(\$555,248)	(\$549,421)	\$0

OFFICE OF DISASTER SERVICES

023700

DEPARTMENTAL FUNCTIONS

The Inyo County's Disaster Services Program is administered by the Office of the County Administrator in close concert with the Sheriff's Office. The County Administrator is the designated Director of Emergency Services and the Sheriff is the Emergency Services Coordinator. Working together, with invaluable support from the newly created Emergency Services Manager position, they provide and maintain for the citizens of and visitors to Inyo County a quality Emergency Management Program to prepare for, respond to, and recover from emergencies and disasters. This includes the following:

- o Maintain a current Unified Command List and hold quarterly Unified Command meetings
- o Coordinate the County's response to emergencies and work closely with the State of California Governor's Office of Emergency Services (CalOES) on day-to-day matters concerning past and present emergency declarations
- o Maintain a presence at incidents and command post briefings during emergencies
- o Work closely as a liaison between the County, CalOES and our partnering agencies, Local Tribes and the community
- o Review and update the County's Emergency Operations Plan and the Hazard Mitigation Plan
- o Provide SEMS/NIMS training opportunities to County employees, local partnering agencies, Local Tribes and our neighboring Operational Areas
- o Maintain accurate and adequate inventories of emergency supplies
- o Collect and upload data, information, photos, and mission requests into the CalOES WebEOC Portal keeping State officials apprised of any new activity, threats, or developments relating to current and/or past Inyo County locally declared or undeclared emergencies or disasters
- o Acquire and administer State and Federal grants associated with homeland security and emergency services
- o Monitor and maintain repeater equipment and services at sites located throughout the Owens Valley

MAJOR ACCOMPLISHMENTS IN FISCAL YEAR 2017-2018

- The proclamation of two new local emergencies during the 2016-2017 Fiscal Year led to the Governor's issuance of a State of Emergency for Inyo and Mono Counties on October 27, 2017 for the 2017 Spring Runoff "Here It Comes" locally-proclaimed emergency. The State of Emergency made assistance available through the Federal Highway Administration's (FHWA) Emergency Relief (ER) Program and also included a Director's Concurrence, which authorized California Disaster Assistance Act (CDAA) funding for eligible projects. In January 2018, Administration-Emergency Services staff worked closely with the CalOES Recovery Unit to schedule and coordinate an Applicants Briefing so that any eligible agency within the Operational Area(s) that had damages which occurred during the time frame of the declared State of Emergency, could then attend the briefing and file an application for assistance with CalOES. Administration-Emergency Services staff acted as the lead and liaison between CalOES, the County and all eligible agencies that applied for the CDAA funding. The appropriated CDAA funding for Inyo County will contribute more than \$2.5 million dollars towards the repair of Onion Valley Road and Round Valley Road/Pine Creek Bridge.
- In January 2018, Administration-Emergency Services staff submitted a California Department of Water Resources (DWR) grant application for Statewide Flood Emergency Response Program funds. On June 29, 2018, the County was notified by DWR that Inyo County's competitive non-match grant application for the "Flood Fight Material Emergency Response Project" had been selected for funding in the amount of \$40,000. The work detailed in the DWR grant application will contribute to enhanced flood emergency response and preparedness within Inyo County. Eligibility for applying for the DWR grant was made possible due to the recent finalization and adoption of the Inyo County Multi-Jurisdictional Hazard Mitigation Plan (HMP).

- Administration-Emergency Services staff worked with CalOES and the California Specialized Training Institute (CSTI) to bring 2 free trainings to Inyo County. Staff assisted in coordinating and publicizing the free training opportunity by contacting several partnering agencies throughout the Operational Area, as well as inviting our neighboring Mono County. The ICS 300 - "Intermediate ICS 300 for Expanding Incidents" a three day training, and the ICS 400 - "Advanced Incident Command System (ICS) for Command and General Staff" a two day training, were both filled to capacity.
- Administration-Emergency Services staff worked with the Risk Department to mandate through the County training module, that all Inyo County employees must have either taken, or are now required to take, the ICS 100 - "Introduction to the Incident Command System" and the ICS 200 - "ICS For Single Resources and Initial Action Incidents" FEMA on-line Independent Study courses. All Inyo County employees are designated Disaster Services Workers. Taking the ICS 100/ICS 200 is the first step in getting the County workforce prepared to act. These courses will provide them the tools to do so.
- Administrative-Emergency Services staff served as a liaison between the Sheriff's Office, the Director of Emergency Services, CalOES Regional Coordinators and the County Public Information Officer on two different wildfire incidents that occurred in the Owens Valley. The Pleasant Fire occurred in February of 2018 and required a large scale evacuation of campgrounds near the fire start area as well as the Meadowcreek housing subdivision and the Highlands and Glenwood Mobile Home Parks, just North and outside the Bishop City limits. Some evacuees were sheltered for close to 2 days. The Moffat Fire in April of 2018 was close to a mandatory evacuation order for the town of Lone Pine. Neither required a declaration of emergency status.

GOALS FOR FISCAL YEAR 2018-2019

- Administration-Emergency Services staff will work collaboratively with Southern California Edison as they prepare to conduct their Federal Energy Regulatory Commission (FERC) 5-year Emergency Action Plan Table Top and Functional Exercise. This exercise will include both Inyo and Mono Counties and will involve many partnering agencies. The County of Inyo plans to take this opportunity to exercise the capabilities necessary to prevent, protect against, mitigate the effects of, respond to, and recover from the threats and hazards of a possible dam breach or collapse due to an excessive amount of rapid snowmelt. Inyo County individual departments will have the opportunity to get their staff involved. This will also give the Inyo County Emergency Services an opportunity to evaluate where the training needs are for the County.
- Administration-Emergency Services staff will work closely with its partnering agencies, Local Tribes, community members, businesses, schools and neighboring Mono County to bring CalOES/CSTI, Red Cross and any other desirable/requested/important training opportunities to Inyo County. CalOES understands that Inyo's request for "free" local training helps reduce the high costs associated with travel and lodging and it relieves the burden of employee 3-day absences for 1-day trainings. Free training increases the desirability and availability of staff to participate.
- Administration-Emergency Services staff will be working closely with the Sheriff's Office, the Director of Emergency Services, CalOES and all of Inyo's partnering agencies to update the Inyo County Emergency Operations Plan. The update of the plan is one of the 2018 Homeland Security Grant Program projects that will require the hiring of a consultant to aid in the update process. CalOES has an extensive update
- Administration-Emergency Services staff will continue to research grant opportunities that can help the County enhance its emergency response program, including funding for "critical infrastructure projects" identified in the Inyo County Multi-Jurisdictional Hazard Mitigation Plan. This includes the annual Homeland Security Grant Program.

- Administration-Emergency Services staff will work with the California Department of Water Resources (DWR) to finalize the grant funding for the "Flood Fight Material Emergency Response Project" by working collaboratively to execute an interagency agreement between DWR and the County of Inyo.

DEPARTMENTAL BUDGET REQUEST FOR FISCAL YEAR 2018-2019

The Department's Fiscal Year 2018-2019 Requested Budget represents an overall increase of \$29,244 in expenditures, and an increase of \$0 in revenues, when compared to the Fiscal Year 2017-2018 Board Approved Budget. As a result, the Requested Net County Cost is increased by \$29,244.

Personnel Costs increased by \$70,270 compared to the Fiscal Year 2017-2018 Board Approved Budget, due to the EMPG Program grant authorized Emergency Services Manager position is a dollar for dollar match. The County's match portion will be distributed through the Disaster Services Budget.

Revenues

(There are no changes in this object category from the previous fiscal year.)

Personnel

The Department's Requested Budget represents no change in the number of fulltime equivalent (FTE) positions that are supported by this budget.

The Emergency Services Manager position is shared with the Emergency Preparedness 2018/2019 Budget (EMPG Grant). This Grant requires a dollar for dollar match.

Services & Supplies

5122 (CELL PHONES) increased by \$500: The Administrative-Emergency Services staff will be provided a cell phone (if so requested); **5171** (MAINTENANCE OF EQUIPMENT) decreased by \$20,000: Decrease due to prior EMPG Grant expenses were removed from this budget; **5265** (PROFESSIONAL & SPECIAL SERVICE) decreased by \$20,000: Decrease due to prior EMPG Grant expenses were removed from this budget; **5291** (OFFICE, SPACE & SITE RENTAL) increased by \$200: Slight increase due to temporary storage of abandoned evacuee equipment; **5311** (GENERAL OPERATING EXPENSE) decreased by \$12,160: Decrease due to prior EMPG Grant expenses were removed from this budget; **5331** (TRAVEL EXPENSE) decreased by \$2,000: Decrease due to prior EMPG Grant expenses were removed from this budget; **5351** (UTILITIES) increased by \$1,970: Increase due to anticipated costs associated with the microwave link to the SE portion of Inyo.

Support & Care of Persons

(There are no changes in this object category from the previous fiscal year.)

Fixed Assets

5650 (EQUIPMENT) increased by \$0: N/A.

FISCAL YEAR 2018-2019 REDUCTION IMPACTS TO BASE BUDGET

Not Applicable

FISCAL YEAR 2018-2019 STATE/FEDERAL FUNDING SUMMARY

Not Applicable

FISCAL YEAR 2018-2019 REGULATORY COMPLIANCE SUMMARY

Not Applicable

MAJOR POLICY CONSIDERATIONS BEING REQUESTED

Not Applicable

COUNTY OF INYO

BUD002A - BUDGET REQUESTS

RUNDATE: 06/30/2018 TODAY'S DATE: 08/09/2018

FOR FISCAL YEARS: 07/01/2016 - 06/30/19

	YTD ACTUALS 06/30/2017	BOARD APPROVED 06/30/2018	WORKING BUDGET 06/30/2018	YTD ACTUALS 06/30/2018	DEPT REQUESTED 06/30/2019	CAO RECOMM 06/30/2019	BOARD APPROVED 06/30/2019
BUDGET UNIT: 023700 OFFICE OF DISASTER SERVICES							
FUND: 0001 GENERAL FUND							
REVENUES:							
TOTAL REVENUES:	\$0	\$0	\$0	\$0	\$0	\$0	\$0
EXPENSES:							
5001 - SALARIED EMPLOYEES	\$0	\$0	\$0	\$0	\$48,381	\$48,381	\$0
5003 - OVERTIME	\$701	\$0	\$0	\$0	\$0	\$0	\$0
5021 - RETIREMENT & SOCIAL SECURITY	\$51	\$0	\$0	\$0	\$3,866	\$3,866	\$0
5022 - PERS RETIREMENT	\$110	\$0	\$0	\$0	\$8,103	\$8,103	\$0
5024 - RETIREMENT-UNFUNDED LIAB	\$0	\$0	\$0	\$0	\$5,691	\$5,691	\$0
5031 - MEDICAL INSURANCE	\$0	\$0	\$0	\$0	\$2,090	\$2,090	\$0
5032 - DISABILITY INSURANCE	\$5	\$0	\$0	\$0	\$501	\$501	\$0
5043 - OTHER BENEFITS	\$0	\$0	\$0	\$0	\$1,638	\$1,638	\$0
SALARIES & BENEFITS	\$869	\$0	\$0	\$0	\$70,270	\$70,270	\$0
5122 - CELL PHONES	\$0	\$0	\$0	\$0	\$500	\$500	\$0
5171 - MAINTENANCE OF EQUIPMENT	\$0	\$20,000	\$17,500	\$0	\$0	\$0	\$0
5232 - OFFICE & OTHER EQUIP < \$5,000	\$0	\$0	\$5,000	\$1,533	\$0	\$0	\$0
5265 - PROFESSIONAL & SPECIAL SERVICE	\$0	\$20,000	\$34,260	\$18,973	\$0	\$0	\$0
5291 - OFFICE, SPACE & SITE RENTAL	\$16,897	\$16,800	\$17,000	\$16,832	\$17,000	\$17,000	\$0
5311 - GENERAL OPERATING EXPENSE	\$14,566	\$18,575	\$17,575	\$12,976	\$6,415	\$6,415	\$0
5331 - TRAVEL EXPENSE	\$0	\$7,000	\$6,800	\$463	\$5,000	\$5,000	\$0
5351 - UTILITIES	\$5,041	\$22,010	\$22,010	\$5,105	\$23,980	\$23,980	\$0
SERVICES & SUPPLIES	\$36,505	\$104,385	\$120,145	\$55,884	\$52,895	\$52,895	\$0
5129 - INTERNAL COPY CHARGES (NON-IS)	\$43	\$500	\$500	\$31	\$464	\$464	\$0
5333 - MOTOR POOL	\$5	\$2,000	\$2,000	\$1,045	\$12,500	\$12,500	\$0
INTERNAL CHARGES	\$49	\$2,500	\$2,500	\$1,077	\$12,964	\$12,964	\$0
5650 - EQUIPMENT	\$9,013	\$0	\$0	\$0	\$0	\$0	\$0
FIXED ASSETS	\$9,013	\$0	\$0	\$0	\$0	\$0	\$0
TOTAL EXPENSES:	\$46,438	\$106,885	\$122,645	\$56,961	\$136,129	\$136,129	\$0
BUDGET UNIT: 023700 OFFICE OF DISASTER SERVICES	(\$46,438)	(\$106,885)	(\$122,645)	(\$56,961)	(\$136,129)	(\$136,129)	\$0

CAO ECONOMIC DEVELOPMENT

010202

DEPARTMENTAL FUNCTIONS

The Economic Development Office is responsible for activities that improve and diversify the Inyo County economy. The Office takes a proactive approach to economic development by striving to develop strong working relationships with internal and external partners, and seeking opportunities to implement strategies and projects that will sustain and, hopefully, enhance the County's economy.

The Economic Development - CAO budget unit was reinstated as part of the Fiscal Year 2005-2006 Mid-Year Financial Review, and all economic development program costs not associated with administration of the Community Development Block Grant Program were removed from the Economic Development - CDBG budget (010203) and placed in the reinstated Economic Development - CAO budget. This was done to facilitate CDBG grant administration (which has been handled by Public Works but could also be transitioned back to the Planning department), and to distinguish between what are two distinct, albeit related program activities: economic development and community development.

In recent years, the Economic Development - CAO budget has consisted primarily of personnel costs (usually slashed to generate salary savings in support of the overall County Budget) and some revenues and expenditures tied to specific grant projects. When the Deputy CAO position was last filled (in 2007) for the purpose of which it was created, the staff whose salary and benefit costs were paid from this budget unit also supported other responsibilities of the County Administrator's Office including:

- o County Budget functions;
- o Overseeing Library and Museum operations;
- o Administering the Grants-In-Support and Advertising County Resources programs; and,
- o Special assignments

The Deputy County Administrator staff position funded from this budget has been vacant for 10 years to help reduce overall County Budget expenses, and many of the functions described above have been carried out by other staff in the County Administrator's Office, and in other County departments. Although the Deputy County Administrator position associated with this budget was filled briefly in July, 2016, the position's sole function was to oversee the Information Services Department until the new Information Services Director was hired. As such, the department functions described have continued to be spread among staff in and outside of the Administrator's Office. The Economic Development Department will continue to foster economic development as individual opportunities are identified or otherwise present themselves, and such opportunities will be pursued using a combination of County staff resources. The above issues notwithstanding, successful economic development requires a concerted effort by, and is the responsibility of, all County departments.

MAJOR ACCOMPLISHMENTS IN FISCAL YEAR 2017-2018

- Completed Request For Proposals for Federal Advocacy Services that resulted in your Board awarding a three-year contract to The Ferguson Group to pursue federal funding for critical public infrastructure and economic development projects.
- Commissioned and received Preliminary Digital Economy Strategic Plan & Roadmap.
- Commissioned and received Industry Sector Report identifying existing and potential economic clusters to diversify the Inyo County economy.

- Identified cellular communications tower "cartographer" and completed a Cell Tower Mapping Study with an eye toward future technology.
- Resumed efforts to finalize a contract for 21st Century Obsidian Project, and again attended SelectUSA Summit; making personal contact with dozens of foreign investors interested in establishing a business presence in Inyo County.

GOALS FOR FISCAL YEAR 2018-2019

- Work with The Ferguson Group to pursue federal funding for critical public infrastructure and economic development projects identified by your Board.
- Explore establishing a technology-oriented makerspace with the City of Bishop and, possibly, partnering with the Sierra Business Council or another entity to provide business mentoring/management services on-site.
- Finalize contract for 21st Century Obsidian Project and begin design and funding process, or rebid project to better promote the P3 aspects of the project.
- Present for Board consideration and implementation a "lead generation services" contract emanating from recently completed economic cluster analysis; and, consider and possibly implement up to four (4) separate proposed agreements to pursue conclusions and recommendations presented in the recently completed Preliminary Digital Economy Strategic Plan & Roadmap: including developing focused relationship with network providers to improve wireless voice/data coverage in follow-up to the cell tower mapping analysis.
- Pursue other economic opportunities as they emerge, including leads generated at the SelectUSA Summit; Phase II of the Inyo County Experience Video Project; and, developing Phase II of the El Camino Sierra Project for consideration by your Board of Supervisors.

DEPARTMENTAL BUDGET REQUEST FOR FISCAL YEAR 2018-2019

The Department's Fiscal Year 2018-2019 Requested Budget represents an overall increase of \$97,163 in expenditures, and a decrease of \$5,705 in revenues, when compared to the Fiscal Year 2017-2018 Board Approved Budget. As a result, the Requested Net County Cost is increased by \$102,868.

Personnel Costs increased by \$62,858 compared to the Fiscal Year 2017-2018 Board Approved Budget, due to budgeting the Deputy CAO position fully.

Revenues

4499 (STATE OTHER) decreased by \$5,705: there are no longer Indian Gaming Funds available.

Personnel

The Department's Requested Budget represents no change in the number of fulltime equivalent (FTE) positions that are supported by this budget.

There are no changes in FTE's in this budget

Services & Supplies

5265 (PROFESSIONAL & SPECIAL SERVICE) increased by \$37,400: additional contracts this year.

Support & Care of Persons

(There are no changes in this object category from the previous fiscal year.)

Fixed Assets

(There are no changes in this object category from the previous fiscal year.)

FISCAL YEAR 2018-2019 REDUCTION IMPACTS TO BASE BUDGET

Not Applicable

FISCAL YEAR 2018-2019 STATE/FEDERAL FUNDING SUMMARY

Not Applicable

FISCAL YEAR 2018-2019 REGULATORY COMPLIANCE SUMMARY

Not Applicable

MAJOR POLICY CONSIDERATIONS BEING REQUESTED

Not Applicable

COUNTY OF INYO

BUD002A - BUDGET REQUESTS

RUNDATE: 06/30/2018 TODAY'S DATE: 08/09/2018

FOR FISCAL YEARS: 07/01/2016 - 06/30/19

	YTD ACTUALS 06/30/2017	BOARD APPROVED 06/30/2018	WORKING BUDGET 06/30/2018	YTD ACTUALS 06/30/2018	DEPT REQUESTED 06/30/2019	CAO RECOMM 06/30/2019	BOARD APPROVED 06/30/2019
BUDGET UNIT: 010202 CAO ECONOMIC DEVELOPMENT							
FUND: 0001 GENERAL FUND							
REVENUES:							
4498 - STATE GRANTS	\$0	\$0	\$0	\$35,790	\$0	\$0	\$0
4499 - STATE OTHER	\$0	\$5,705	\$5,705	\$0	\$0	\$0	\$0
AID FROM OTHER GOVT AGENCIES	\$0	\$5,705	\$5,705	\$35,790	\$0	\$0	\$0
TOTAL REVENUES:	\$0	\$5,705	\$5,705	\$35,790	\$0	\$0	\$0
EXPENSES:							
5001 - SALARIED EMPLOYEES	\$105,690	\$49,470	\$49,470	\$0	\$96,237	\$23,243	\$0
5021 - RETIREMENT & SOCIAL SECURITY	\$9,484	\$3,784	\$3,784	\$0	\$7,437	\$1,796	\$0
5022 - PERS RETIREMENT	\$27,914	\$8,300	\$8,300	\$0	\$8,493	\$2,050	\$0
5024 - RETIREMENT-UNFUNDED LIAB	\$0	\$9,155	\$9,155	\$9,155	\$11,383	\$11,383	\$0
5031 - MEDICAL INSURANCE	\$10,853	\$9,138	\$9,138	\$0	\$18,687	\$4,763	\$0
5032 - DISABILITY INSURANCE	\$1,069	\$495	\$495	\$0	\$963	\$233	\$0
5042 - SICK LEAVE BUY OUT	\$2,175	\$0	\$0	\$0	\$0	\$0	\$0
5043 - OTHER BENEFITS	\$18,975	\$0	\$0	\$0	\$0	\$0	\$0
SALARIES & BENEFITS	\$176,163	\$80,342	\$80,342	\$9,155	\$143,200	\$43,468	\$0
5263 - ADVERTISING	\$0	\$3,000	\$3,000	\$0	\$3,000	\$3,000	\$0
5265 - PROFESSIONAL & SPECIAL SERVICE	\$66,391	\$315,000	\$545,068	\$34,112	\$352,400	\$352,400	\$0
5311 - GENERAL OPERATING EXPENSE	\$1,742	\$3,000	\$8,000	\$7,042	\$3,000	\$3,000	\$0
5331 - TRAVEL EXPENSE	\$4,374	\$10,000	\$10,000	\$5,010	\$10,000	\$10,000	\$0
SERVICES & SUPPLIES	\$72,508	\$331,000	\$566,068	\$46,164	\$368,400	\$368,400	\$0
5152 - WORKERS COMPENSATION	\$0	\$1,785	\$1,785	\$1,785	\$0	\$0	\$0
5155 - PUBLIC LIABILITY INSURANCE	\$0	\$1,310	\$1,310	\$1,309	\$0	\$0	\$0
INTERNAL CHARGES	\$0	\$3,095	\$3,095	\$3,094	\$0	\$0	\$0
5539 - OTHER AGENCY CONTRIBUTIONS	\$6,000	\$0	\$0	\$0	\$0	\$0	\$0
OTHER CHARGES	\$6,000	\$0	\$0	\$0	\$0	\$0	\$0
TOTAL EXPENSES:	\$254,671	\$414,437	\$649,505	\$58,414	\$511,600	\$411,868	\$0
BUDGET UNIT: 010202 CAO ECONOMIC DEVELOPMENT	(\$254,671)	(\$408,732)	(\$643,800)	(\$22,624)	(\$511,600)	(\$411,868)	\$0

EMERGENCY PREPAREDNESS 18-19

623818

DEPARTMENTAL FUNCTIONS

This budget is for the disbursement of 2018 Emergency Management Performance Grant (EMPG) Program funds. The EMPG Program is to provide federal funds to assist local governments in preparing for all hazards. EMPG Program funds must be used to support activities that contribute to the Operational Area's capability to prevent, prepare for, mitigate against, respond to, and recover from emergencies and disasters, whether natural or man-made.

MAJOR ACCOMPLISHMENTS IN FISCAL YEAR 2017-2018

- o Under the direction and authority of the County Administrator's office, whom is the designated Director of Emergency Services for the County of Inyo, staff completed and submitted for Board of Supervisor approval, the 2017 EMPG Program grant application.
- o During the 2016-2017 Inyo County Budget Hearings, the Board of Supervisors approved the EMPG Program grant application, which included authorization for the development and recruitment of a full-time Emergency Services Manager position. During the 2017-2018 fiscal year, an extensive statewide recruitment was initiated to fill the vacant Board authorized Emergency Services Manager position. Interviews were conducted and the successful candidate was hired in April 2018.
- o Prior to the hiring of the Emergency Services Manager, the existing staff within the County Administration-Emergency Services Department processed the necessary paperwork and documents to apply for and receive California Disaster Assistance Act (CDAA) funding to help with the recovery costs associated with damages due to the 2017 Spring Runoff locally declared "Here It Comes" emergency. These CDAA funds will contribute more than \$2.5 million dollars towards the repair of Onion Valley Road and Round Valley Road/Pine Creek Bridge. The "Here It Comes" emergency is one of 5 active locally declared emergencies that require a high level of thoroughness in preparing detailed expense reimbursement documentation, which is necessary to pass audits. Managing the reimbursement and necessary reports and documentation associated with the 5 open emergencies will be the responsibility of the newly appointed Emergency Services Manager.
- o EMPG Grant funds were used to send one Inyo County employee to the California Specialized Training Institute (CSTI) to attend a week long Basic Public Information Officer (PIO) Training Course. This employee will provide support to the current PIO if a Joint Information Center (JIC) or a Joint Information System (JIS) is ever activated during an emergency or disaster.
- o The Emergency Services Manager assisted the Inyo County Sheriff's Office in processing the necessary paperwork and documentation to finalize a contract with the State of California Office of Emergency Services for the installation and usage of a microwave link that will be installed at the Caltrans facility in Independence. The microwave link will enhance the communication capabilities between the Sheriff's Office in Independence and the deputies and emergency responders that are located in the remote portions of Southeastern Inyo County.

GOALS FOR FISCAL YEAR 2018-2019

- The Emergency Services Manager will provide support in the processing and submittal of the annual EMPG Program grant application.

- The Emergency Services Manager will provide the necessary support for completion of the grant projects. This includes working with CalOES and/or contractor, to develop, design and deliver a comprehensive training and exercise program to assist County staff, local Tribes, partnering agencies, schools and the community in preparing for, responding to and recovering from emergencies and disasters that can and will continue to impact the County of Inyo.
- The Emergency Services Manager will work closely with the Information Services-GIS Department in the continued development of a rapid damage assessment application using the existing Environmental Systems Research Institute (ESRI) software program capabilities under the current exclusive license agreement. EMPG funds will be used to purchase any necessary equipment that will be used in the field to support the proposed damage assessment application during the initial damage assessment phase of an emergency or disaster.
- The Emergency Services Manager will work with the Sheriff's Office, other Inyo County Departments, partnering agencies and local tribes to update and enhance the County Emergency Operations Plan, the Hazard Mitigation Plan, the Emergency Alert and Warning System Guidelines and Policy, the California Catastrophic Earthquake Plan and any other emergency related plans, policies or procedures that are developing throughout the State of California Office of Emergency Services and FEMA, that are or will be required to become eligible for the receipt of grant and reimbursement funds.
- The Emergency Services Manager will provide the necessary support in proclaiming new emergencies, process necessary documents to receive the maximum reimbursement allowed on active emergencies, as well as work with State and Federal agencies to move forward with closing out disasters that are no longer active.

DEPARTMENTAL BUDGET REQUEST FOR FISCAL YEAR 2018-2019

The Department's Fiscal Year 2018-2019 Requested Budget represents an overall decrease of \$35 in expenditures, and a decrease of \$35 in revenues, when compared to the Fiscal Year 2017-2018 Board Approved Budget. As a result, the Requested Net County Cost is increased by \$0.

During the Fiscal Year 2016-2017 Budget Hearings, the Board of Supervisors approved the development and recruitment of the Emergency Services Manager position. The ESM position was filled in April of 2018.

Personnel Costs decreased by \$55,614 compared to the Fiscal Year 2017-2018 Board Approved Budget, due to the dollar-for-dollar match associated with the personnel costs of the Emergency Services Manager position have been moved into the Disaster Services Budget.

Revenues

4498 (STATE GRANTS) decreased by \$35: The \$128,749 is the total amount allocated to the County of Inyo for the 2018 Grant.

Personnel

The Department's Requested Budget represents no change in the number of fulltime equivalent (FTE) positions that are supported by this budget.

Not applicable.

Services & Supplies

5122 (CELL PHONES) increased by \$2,396: The Emergency Services Manager will be provided a cell phone (if so requested); **5232** (OFFICE & OTHER EQUIP < \$5,000) increased by \$7,000: Increase due to new grant year project development; **5265** (PROFESSIONAL & SPECIAL SERVICE) increased by \$22,382: Increase due to new grant year exercise and training project development; **5311** (GENERAL OPERATING EXPENSE) increased by \$7,006: Increase due to new grant year project development; **5331** (TRAVEL EXPENSE) increased by \$5,000: Increase due to new grant year travel associated with training projects.

Support & Care of Persons

(There are no changes in this object category from the previous fiscal year.)

Fixed Assets

(There are no changes in this object category from the previous fiscal year.)

FISCAL YEAR 2018-2019 REDUCTION IMPACTS TO BASE BUDGET

Not applicable.

FISCAL YEAR 2018-2019 STATE/FEDERAL FUNDING SUMMARY

The Emergency Management Performance Grant is comprised of Federal Department of Homeland Security funding administered through the California Office of Emergency Services (CalOES). Inyo County's 2017 EMPG allocation was \$128,784. The allocation for Fiscal Year 2018 is \$35 less than Fiscal Year 2017.

FISCAL YEAR 2018-2019 REGULATORY COMPLIANCE SUMMARY

Not applicable.

MAJOR POLICY CONSIDERATIONS BEING REQUESTED

The EMPG Program grant requires a dollar-for-dollar County match, which can be an in-kind match.

COUNTY OF INYO

BUD002A - BUDGET REQUESTS

RUNDATE: 06/30/2018 TODAY'S DATE: 08/09/2018

FOR FISCAL YEARS: 07/01/2016 - 06/30/19

	YTD ACTUALS 06/30/2017	BOARD APPROVED 06/30/2018	WORKING BUDGET 06/30/2018	YTD ACTUALS 06/30/2018	DEPT REQUESTED 06/30/2019	CAO RECOMM 06/30/2019	BOARD APPROVED 06/30/2019
BUDGET UNIT: 623818 EMERGENCY PREPAREDNESS 18-19							
FUND: 6861 EMPG 18-19							
REVENUES:							
4498 - STATE GRANTS	\$0	\$0	\$0	\$0	\$128,749	\$128,749	\$0
AID FROM OTHER GOVT AGENCIES	\$0	\$0	\$0	\$0	\$128,749	\$128,749	\$0
TOTAL REVENUES:	\$0	\$0	\$0	\$0	\$128,749	\$128,749	\$0
EXPENSES:							
5001 - SALARIED EMPLOYEES	\$0	\$0	\$0	\$0	\$32,254	\$32,254	\$0
5021 - RETIREMENT & SOCIAL SECURITY	\$0	\$0	\$0	\$0	\$2,578	\$2,578	\$0
5022 - PERS RETIREMENT	\$0	\$0	\$0	\$0	\$5,402	\$5,402	\$0
5024 - RETIREMENT-UNFUNDED LIAB	\$0	\$0	\$0	\$0	\$5,692	\$5,692	\$0
5031 - MEDICAL INSURANCE	\$0	\$0	\$0	\$0	\$1,393	\$1,393	\$0
5032 - DISABILITY INSURANCE	\$0	\$0	\$0	\$0	\$334	\$334	\$0
5043 - OTHER BENEFITS	\$0	\$0	\$0	\$0	\$1,092	\$1,092	\$0
SALARIES & BENEFITS	\$0	\$0	\$0	\$0	\$48,745	\$48,745	\$0
5122 - CELL PHONES	\$0	\$0	\$0	\$0	\$2,396	\$2,396	\$0
5232 - OFFICE & OTHER EQUIP < \$5,000	\$0	\$0	\$0	\$0	\$7,000	\$7,000	\$0
5265 - PROFESSIONAL & SPECIAL SERVICE	\$0	\$0	\$0	\$0	\$36,762	\$36,762	\$0
5311 - GENERAL OPERATING EXPENSE	\$0	\$0	\$0	\$0	\$12,006	\$12,006	\$0
5331 - TRAVEL EXPENSE	\$0	\$0	\$0	\$0	\$10,000	\$10,000	\$0
SERVICES & SUPPLIES	\$0	\$0	\$0	\$0	\$68,164	\$68,164	\$0
5152 - WORKERS COMPENSATION	\$0	\$0	\$0	\$0	\$725	\$725	\$0
5155 - PUBLIC LIABILITY INSURANCE	\$0	\$0	\$0	\$0	\$615	\$615	\$0
5333 - MOTOR POOL	\$0	\$0	\$0	\$0	\$10,500	\$10,500	\$0
INTERNAL CHARGES	\$0	\$0	\$0	\$0	\$11,840	\$11,840	\$0
TOTAL EXPENSES:	\$0	\$0	\$0	\$0	\$128,749	\$128,749	\$0
BUDGET UNIT: 623818 EMERGENCY PREPAREDNESS 18-19	\$0	\$0	\$0	\$0	\$0	\$0	\$0

FISH & GAME

024200

DEPARTMENTAL FUNCTIONS

California statute provides that county governments have authority over the expenditure of one-half of the fines assessed in the county for infractions against Fish and Game Codes. This budget is used to track the revenues and expenditures of these funds paid to Inyo County. Expenditures, aside from those paid to cover the services of the Fish and Game Commission secretary, are recommended for approval through a vote of the Fish and Game Commission and either approved or denied by the Inyo County Board of Supervisors.

MAJOR ACCOMPLISHMENTS IN FISCAL YEAR 2017-2018

- Supported efforts of the Inyo County Fish and Wildlife Commission to lobby policymakers for change that would benefit local and visiting sportsmen as well as the Inyo County economy.
- Supported requests from non-profit groups to fund projects and events that enhance fishing opportunities, protect, wildlife resources, and educate the public about local fish and game - donating \$2,500 to Eastern Sierra Wildlife Care, \$1,325 to Friends of the Mt. Whitney Fish Hatchery, and \$1,000 to the Bishop Area Chamber of Commerce and Visitors Bureau.
- Supported the efforts of the Inyo County Fish and Wildlife Commission to stay informed of the latest developments, research, and projects of importance to Inyo County.

GOALS FOR FISCAL YEAR 2018-2019

- Continue to monitor legislation and other policy/issues likely to affect fishing and hunting activities in Inyo County, and to support the Advisory Commission's lobbying efforts where appropriate.
- Work with the Advisory Commission to monitor revenues to ensure funds are available to enhance project opportunities.
- Continue to support local non-profits as funding allows, and help those community partners identify other funding opportunities where possible.
- Encourage the Advisory Commission to continue staying informed on fish and game related issues and engaging with agency partners such as the Department of Fish and Wildlife and Caltrans.
- Identify opportunities to partner with other groups and agencies to maximize dollars and fully leverage promotional opportunities.

DEPARTMENTAL BUDGET REQUEST FOR FISCAL YEAR 2018-2019

The Department's Fiscal Year 2018-2019 Requested Budget represents an overall increase of \$0 in expenditures, and an increase of \$0 in revenues, when compared to the Fiscal Year 2017-2018 Board Approved Budget. As a result, the Requested Net County Cost is increased by \$0.

Personnel Costs did not change compared to the Fiscal Year 2017-2018 Board Approved Budget.

Revenues

(There are no changes in this object category from the previous fiscal year.)

Personnel

The Department's Requested Budget represents no change in the number of fulltime equivalent (FTE) positions that are supported by this budget.

This budget does not include County Personnel.

Services & Supplies

(There are no changes in this object category from the previous fiscal year.)

Support & Care of Persons

(There are no changes in this object category from the previous fiscal year.)

Fixed Assets

(There are no changes in this object category from the previous fiscal year.)

FISCAL YEAR 2018-2019 REDUCTION IMPACTS TO BASE BUDGET

N/A

FISCAL YEAR 2018-2019 STATE/FEDERAL FUNDING SUMMARY

The revenue for this budget is derived from the County's portion of legal fines assessed in Inyo County for violation of fish and game codes.

FISCAL YEAR 2018-2019 REGULATORY COMPLIANCE SUMMARY

N/A

MAJOR POLICY CONSIDERATIONS BEING REQUESTED

N/A

COUNTY OF INYO

BUD002A - BUDGET REQUESTS

RUNDATE: 06/30/2018 TODAY'S DATE: 08/09/2018

FOR FISCAL YEARS: 07/01/2016 - 06/30/19

	YTD ACTUALS 06/30/2017	BOARD APPROVED 06/30/2018	WORKING BUDGET 06/30/2018	YTD ACTUALS 06/30/2018	DEPT REQUESTED 06/30/2019	CAO RECOMM 06/30/2019	BOARD APPROVED 06/30/2019
BUDGET UNIT: 024200 FISH & GAME							
FUND: 0008 FISH & GAME							
REVENUES:							
4213 - FISH & GAME FINES	\$6,612	\$5,000	\$5,000	\$6,576	\$5,000	\$5,000	\$0
FINES & FORFEITURES	\$6,612	\$5,000	\$5,000	\$6,576	\$5,000	\$5,000	\$0
TOTAL REVENUES:	<u>\$6,612</u>	<u>\$5,000</u>	<u>\$5,000</u>	<u>\$6,576</u>	<u>\$5,000</u>	<u>\$5,000</u>	<u>\$0</u>
EXPENSES:							
5265 - PROFESSIONAL & SPECIAL SERVICE	\$2,400	\$2,400	\$2,400	\$2,400	\$2,400	\$2,400	\$0
5311 - GENERAL OPERATING EXPENSE	\$8,767	\$3,000	\$7,500	\$4,825	\$3,000	\$3,000	\$0
5331 - TRAVEL EXPENSE	\$193	\$300	\$300	\$216	\$300	\$300	\$0
SERVICES & SUPPLIES	\$11,361	\$5,700	\$10,200	\$7,441	\$5,700	\$5,700	\$0
TOTAL EXPENSES:	<u>\$11,361</u>	<u>\$5,700</u>	<u>\$10,200</u>	<u>\$7,441</u>	<u>\$5,700</u>	<u>\$5,700</u>	<u>\$0</u>
BUDGET UNIT: 024200 FISH & GAME	(\$4,748)	(\$700)	(\$5,200)	(\$864)	(\$700)	(\$700)	\$0

CAO-GENERAL RELIEF FUND

010205

DEPARTMENTAL FUNCTIONS

This is a Non-General Fund budget that is administered through the County Administrator's Office. The purpose of this budget is to provide some sort of emergency "back-up" funding, albeit limited and very likely insufficient, to enhance the County's ability to respond to emergencies. Typically, the various budgets of departments responding to emergencies (e.g., Sheriff, Health & Human Services, Public Works, Roads, etc.) are robust and flexible enough to allow an individual department to make any expenditure necessary to respond to the emergency and, hopefully and if necessary, seek reimbursement later on (if available from state or federal resources). This budget will provide a limited source of funding in those situations where a department (due to the nearing end of the fiscal year, or other reasons) may not have the appropriation authority necessary to respond to a particular emergency need.

The General Relief Fund was established with reimbursements the County received for expenditures undertaken in responding to emergencies occurring in past years that were not necessary to maintain budget solvency in the budgets from which expenditures originally occurred. Rather than let this non-reoccurring revenue fall to Fund Balance in the General Fund, the money has been placed in the General Relief Fund.

MAJOR ACCOMPLISHMENTS IN FISCAL YEAR 2017-2018

- It was not necessary to expend any emergency funds from this budget in Fiscal Year 2017-2018.

GOALS FOR FISCAL YEAR 2018-2019

- Remain a source of temporary emergency funding, if needed, to assist in the response to natural and man-made disasters that may occur in the County.

DEPARTMENTAL BUDGET REQUEST FOR FISCAL YEAR 2018-2019

The Department's Fiscal Year 2018-2019 Requested Budget represents an overall increase of \$0 in expenditures, and an increase of \$0 in revenues, when compared to the Fiscal Year 2017-2018 Board Approved Budget. As a result, the Requested Net County Cost is increased by \$0.

Fund Balance exists to cover the requested appropriation.

Personnel Costs did not change compared to the Fiscal Year 2017-2018 Board Approved Budget.

Revenues

(There are no changes in this object category from the previous fiscal year.)

Personnel

The Department's Requested Budget represents no change in the number of fulltime equivalent (FTE) positions that are supported by this budget.

There are no personnel costs associated with this budget.

Services & Supplies

(There are no changes in this object category from the previous fiscal year.)

Support & Care of Persons

(There are no changes in this object category from the previous fiscal year.)

Fixed Assets

(There are no changes in this object category from the previous fiscal year.)

FISCAL YEAR 2018-2019 REDUCTION IMPACTS TO BASE BUDGET

Not Applicable

FISCAL YEAR 2018-2019 STATE/FEDERAL FUNDING SUMMARY

Not Applicable

FISCAL YEAR 2018-2019 REGULATORY COMPLIANCE SUMMARY

Not Applicable

MAJOR POLICY CONSIDERATIONS BEING REQUESTED

Other than approval of this budget, there are no policy considerations being requested.

COUNTY OF INYO

BUD002A - BUDGET REQUESTS

RUNDATE: 06/30/2018 TODAY'S DATE: 08/09/2018

FOR FISCAL YEARS: 07/01/2016 - 06/30/19

	YTD ACTUALS 06/30/2017	BOARD APPROVED 06/30/2018	WORKING BUDGET 06/30/2018	YTD ACTUALS 06/30/2018	DEPT REQUESTED 06/30/2019	CAO RECOMM 06/30/2019	BOARD APPROVED 06/30/2019
BUDGET UNIT: 010205 CAO-GENERAL RELIEF FUND							
FUND: 0035 CAO-GENERAL RELIEF FUND							
REVENUES:							
4499 - STATE OTHER	\$0	\$0	\$0	\$251,759	\$0	\$0	\$0
AID FROM OTHER GOVT AGENCIES	\$0	\$0	\$0	\$251,759	\$0	\$0	\$0
TOTAL REVENUES:	<u>\$0</u>	<u>\$0</u>	<u>\$0</u>	<u>\$251,759</u>	<u>\$0</u>	<u>\$0</u>	<u>\$0</u>
EXPENSES:							
5263 - ADVERTISING	\$0	\$3,000	\$3,000	\$0	\$3,000	\$3,000	\$0
5265 - PROFESSIONAL & SPECIAL SERVICE	\$0	\$26,000	\$26,000	\$0	\$26,000	\$26,000	\$0
5311 - GENERAL OPERATING EXPENSE	\$0	\$6,000	\$6,000	\$0	\$6,000	\$6,000	\$0
5331 - TRAVEL EXPENSE	\$0	\$5,000	\$5,000	\$0	\$5,000	\$5,000	\$0
SERVICES & SUPPLIES	\$0	\$40,000	\$40,000	\$0	\$40,000	\$40,000	\$0
5121 - INTERNAL CHARGES	\$0	\$15,000	\$15,000	\$0	\$15,000	\$15,000	\$0
INTERNAL CHARGES	\$0	\$15,000	\$15,000	\$0	\$15,000	\$15,000	\$0
TOTAL EXPENSES:	<u>\$0</u>	<u>\$55,000</u>	<u>\$55,000</u>	<u>\$0</u>	<u>\$55,000</u>	<u>\$55,000</u>	<u>\$0</u>
BUDGET UNIT: 010205 CAO-GENERAL RELIEF FUND	\$0	(\$55,000)	(\$55,000)	\$251,759	(\$55,000)	(\$55,000)	\$0

GREAT BASIN APC GRANT 610189

DEPARTMENTAL FUNCTIONS

Great Basin Unified Air Pollutions Control District allocated \$615,259 for air pollution contracts. The funding must be expended by December 31, 2019, and this budget allows for the expenditure of this grant. Projects funded with these monies were approved by the GBUAPCD Board at their March 15, 2015 meeting.

MAJOR ACCOMPLISHMENTS IN FISCAL YEAR 2017-2018

- Completed the Board of Supervisors Meeting Webcast project, allowing live feed of the meetings over the internet.

GOALS FOR FISCAL YEAR 2018-2019

- Complete the paving of the Lone Pine VFW parking lot.

DEPARTMENTAL BUDGET REQUEST FOR FISCAL YEAR 2018-2019

The Department's Fiscal Year 2018-2019 Requested Budget represents an overall increase of \$880 in expenditures, and an increase of \$0 in revenues, when compared to the Fiscal Year 2017-2018 Board Approved Budget. As a result, the Requested Net County Cost is increased by \$880.

There are sufficient funds to cover this increase.

Personnel Costs did not change compared to the Fiscal Year 2017-2018 Board Approved Budget.

Revenues

(There are no changes in this object category from the previous fiscal year.)

Personnel

The Department's Requested Budget represents no change in the number of fulltime equivalent (FTE) positions that are supported by this budget.

There are no personnel costs funded in this budget.

Services & Supplies

5232 (OFFICE & OTHER EQUIP < \$5,000) decreased by \$1,500: There is no need for this object code in this fiscal year; **5265** (PROFESSIONAL & SPECIAL SERVICE) increased by \$2,380: Budgeting funds to cover the cost of the paving of the Lone Pine VFW parking lot.

Support & Care of Persons

(There are no changes in this object category from the previous fiscal year.)

Fixed Assets

(There are no changes in this object category from the previous fiscal year.)

FISCAL YEAR 2018-2019 REDUCTION IMPACTS TO BASE BUDGET

Projects identified for this funding might not otherwise be possible, or would need to be considered at the expense of other projects funded elsewhere in the County Budget.

FISCAL YEAR 2018-2019 STATE/FEDERAL FUNDING SUMMARY

Not Applicable

FISCAL YEAR 2018-2019 REGULATORY COMPLIANCE SUMMARY

Not Applicable

MAJOR POLICY CONSIDERATIONS BEING REQUESTED

As discussed at the Board Meeting on April 10, 2018, redirect the funds to the paving of the Lone Pine VFW parking lot.

COUNTY OF INYO

BUD002A - BUDGET REQUESTS

RUNDATE: 06/30/2018 TODAY'S DATE: 08/09/2018

FOR FISCAL YEARS: 07/01/2016 - 06/30/19

	YTD ACTUALS 06/30/2017	BOARD APPROVED 06/30/2018	WORKING BUDGET 06/30/2018	YTD ACTUALS 06/30/2018	DEPT REQUESTED 06/30/2019	CAO RECOMM 06/30/2019	BOARD APPROVED 06/30/2019
BUDGET UNIT: 610189 GREAT BASIN APC GRANT							
FUND: 6000 GREAT BASIN APC GRANT							
REVENUES:							
4301 - INTEREST FROM TREASURY	\$1,064	\$0	\$0	\$1,053	\$0	\$0	\$0
REV USE OF MONEY & PROPERTY	\$1,064	\$0	\$0	\$1,053	\$0	\$0	\$0
TOTAL REVENUES:	\$1,064	\$0	\$0	\$1,053	\$0	\$0	\$0
EXPENSES:							
5232 - OFFICE & OTHER EQUIP < \$5,000	\$7,992	\$1,500	\$1,505	\$0	\$0	\$0	\$0
5265 - PROFESSIONAL & SPECIAL SERVICE	\$0	\$121,620	\$121,620	\$0	\$124,000	\$124,000	\$0
5311 - GENERAL OPERATING EXPENSE	\$720	\$1,000	\$1,000	\$0	\$1,000	\$1,000	\$0
SERVICES & SUPPLIES	\$8,712	\$124,120	\$124,125	\$0	\$125,000	\$125,000	\$0
TOTAL EXPENSES:	\$8,712	\$124,120	\$124,125	\$0	\$125,000	\$125,000	\$0
BUDGET UNIT: 610189 GREAT BASIN APC GRANT	(\$7,647)	(\$124,120)	(\$124,125)	\$1,053	(\$125,000)	(\$125,000)	\$0

HOMELAND SECURITY 17-18

623717

DEPARTMENTAL FUNCTIONS

This budget is for the disbursement of 2017 Homeland Security Grant Program (HSGP) funds. The State Homeland Security Strategy broadly describes goals and annually allocates non-matching funds to Local Agencies/Operating Areas to help build, sustain and deliver core capabilities. A priority of the Homeland Security Grant Program is to support investments that improve and strengthen communications capabilities through planning, governance, technology and equipment. This includes improving the ability of jurisdictions to respond and communicate quickly with the community to help save lives, protect property and the environment, and to meet basic human needs in the aftermath of a catastrophic incident. The County does not receive an adequate amount of funds from the State to address all of its priorities, so it tries to address the priorities that can be accomplished with the limited funds it does receive.

MAJOR ACCOMPLISHMENTS IN FISCAL YEAR 2017-2018

- This is a new grant for 2018.

GOALS FOR FISCAL YEAR 2018-2019

- Purchase of two (2) deployable electronic highway signs and a portable generator with lights to compliment the electronic sign project. These electronic signs can be positioned anywhere in the impacted area to provide vital information to the public.
- Purchase annual OnSolve-CodeRed database back up and annual fee for the integration of wireless emergency alerts into the Integrated Public Alert and Warning System (IPAWS)
- Send staff to the 2018 Environmental Systems Research Institute (ESRI) GIS Conference/Training
- Send staff to the 2018 California Emergency Services Association (CESA) Conference/Training

DEPARTMENTAL BUDGET REQUEST FOR FISCAL YEAR 2018-2019

The Department's Fiscal Year 2018-2019 Requested Budget represents an overall increase of \$80,469 in expenditures, and an increase of \$80,469 in revenues, when compared to the Fiscal Year 2017-2018 Board Approved Budget. As a result, the Requested Net County Cost is increased by \$0.

Personnel Costs did not change compared to the Fiscal Year 2017-2018 Board Approved Budget.

Revenues

4498 (STATE GRANTS) increased by \$80,469: This grant is new for the Fiscal Year 2018-2019.

Personnel

The Department's Requested Budget represents no change in the number of fulltime equivalent (FTE) positions that are supported by this budget.

There are no personnel costs funded through this budget. The grant management and administrative support for this budget is provided by the County Administration and Sheriff's budgets.

Services & Supplies

5265 (PROFESSIONAL & SPECIAL SERVICE) decreased by \$635: Update of the OnSolve-CodeRed database and the purchase of support to integrate wireless communications into the IPAWS system; **5311** (GENERAL OPERATING EXPENSE) increased by \$1,424: 2018 CESA Conference registration fees; **5331** (TRAVEL EXPENSE) increased by \$17,000: 2018 CESA Conference/Training and 2018 ESRI Conference/Training.

Support & Care of Persons

(There are no changes in this object category from the previous fiscal year.)

Fixed Assets

5650 (EQUIPMENT) increased by \$58,000: Purchase of two (2) electronic road signs equipped with generator and lights.

FISCAL YEAR 2018-2019 REDUCTION IMPACTS TO BASE BUDGET

Not applicable.

FISCAL YEAR 2018-2019 STATE/FEDERAL FUNDING SUMMARY

The Homeland Security Grant Program is comprised of Federal funds distributed through the California Office of Emergency Services (CalOES). Inyo County's 2017 HSGP allocation from the State was \$93,604 and still remains very low when compared to allocations in years past. The Performance Period for this grant runs from April 10, 2018 through May 31, 2020.

FISCAL YEAR 2018-2019 REGULATORY COMPLIANCE SUMMARY

Not applicable.

MAJOR POLICY CONSIDERATIONS BEING REQUESTED

There are no policy considerations being requested. However, as HSGP funds diminish and the State's demand on local jurisdictions increase, it will eventually become necessary to identify other sources of funding to continue to maintain and enhance the GIS Program, to renew the OnSolve-CodeRed database and to continue to send staff to necessary trainings and valuable conferences.

COUNTY OF INYO

BUD002A - BUDGET REQUESTS

RUNDATE: 06/30/2018 TODAY'S DATE: 08/09/2018

FOR FISCAL YEARS: 07/01/2016 - 06/30/19

	YTD ACTUALS 06/30/2017	BOARD APPROVED 06/30/2018	WORKING BUDGET 06/30/2018	YTD ACTUALS 06/30/2018	DEPT REQUESTED 06/30/2019	CAO RECOMM 06/30/2019	BOARD APPROVED 06/30/2019
BUDGET UNIT: 623717 HOMELAND SECURITY 17-18							
FUND: 6847 HOMELAND SECURITY 17-18							
REVENUES:							
4498 - STATE GRANTS	\$0	\$0	\$93,604	\$0	\$93,604	\$93,604	\$0
AID FROM OTHER GOVT AGENCIES	\$0	\$0	\$93,604	\$0	\$93,604	\$93,604	\$0
TOTAL REVENUES:	<u>\$0</u>	<u>\$0</u>	<u>\$93,604</u>	<u>\$0</u>	<u>\$93,604</u>	<u>\$93,604</u>	<u>\$0</u>
EXPENSES:							
5232 - OFFICE & OTHER EQUIP < \$5,000	\$0	\$0	\$7,157	\$0	\$0	\$0	\$0
5265 - PROFESSIONAL & SPECIAL SERVICE	\$0	\$0	\$12,500	\$0	\$12,500	\$12,500	\$0
5311 - GENERAL OPERATING EXPENSE	\$0	\$0	\$0	\$0	\$1,424	\$1,424	\$0
5331 - TRAVEL EXPENSE	\$0	\$0	\$7,000	\$0	\$17,000	\$17,000	\$0
SERVICES & SUPPLIES	\$0	\$0	\$26,657	\$0	\$30,924	\$30,924	\$0
5121 - INTERNAL CHARGES	\$0	\$0	\$0	\$0	\$4,680	\$4,680	\$0
INTERNAL CHARGES	\$0	\$0	\$0	\$0	\$4,680	\$4,680	\$0
5650 - EQUIPMENT	\$0	\$0	\$66,947	\$0	\$58,000	\$58,000	\$0
FIXED ASSETS	\$0	\$0	\$66,947	\$0	\$58,000	\$58,000	\$0
TOTAL EXPENSES:	<u>\$0</u>	<u>\$0</u>	<u>\$93,604</u>	<u>\$0</u>	<u>\$93,604</u>	<u>\$93,604</u>	<u>\$0</u>
BUDGET UNIT: 623717 HOMELAND SECURITY 17-18	\$0	\$0	\$0	\$0	\$0	\$0	\$0

INFORMATION SERVICES

011801

DEPARTMENTAL FUNCTIONS

The Information Services Department (IS) is responsible for the purchase, installation, configuration and support of all County information technology infrastructure, equipment, systems, software applications and services. IS also provides end-user support for the more than 450 employees at more than 40 locations throughout the County.

We manage and support approximately 500 computer workstations, nearly 80 servers, more than 30 network switches, 20 point-to-point network links, nearly two dozen full-time VPN connections, approximately 55 networked copiers and more than 130 networked printers.

The IS department is responsible for recommending, planning, purchasing, implementing and supporting technology hardware, software and services for the County. Current services supported by IS include the County websites, email, enterprise financial system, property tax system, cost accounting system, Geographic Information System, telephone services, the budget planning and management system, legal and law enforcement information and communications systems, internet connectivity, and several third-party hosted and on-site systems. Other services include courier mail service, delivery service shipping and receiving, and Internal Service Fund billing.

Our responsibilities also include technology-related policies, procedures and training, as well as strategic planning and project management.

MAJOR ACCOMPLISHMENTS IN FISCAL YEAR 2017-2018

- Moved and reconnected computer and telephone equipment in support of the temporary and permanent relocation of several offices during the Annex Reflooring Project, and successfully planned and executed a controlled datacenter shutdown to support a carpet removal project in the datacenter.
- Integrated PMOD and Budget Buddy applications, streamlining and simplifying the budget planning and analysis processes (used to create this very report) for all County departments.
- Completed the tech refresh project that began in the spring of 2017 and included a countywide upgrade to the Windows 10 operating system. This required replacing or updating all County computers.
- Issued Requests for Proposals for a Website Redesign Project, a Data Storage Solution Project, and a Telephone System Project. Vendors have been selected for the Website and Data Storage Projects, and we expect to select a vendor for the Telephone System Project by late fall 2018.
- Filled 4 open positions, achieving 100% staffing in Information Services.

GOALS FOR FISCAL YEAR 2018-2019

- Complete the Website Redesign and Data Storage Solution Projects, and after selecting a vendor for the Telephone System, plan and begin the implementation of the Telephone System Project.
- Develop and publish a County Information Security Policy, and provide awareness training for all County employees.
- Develop a Mobile Device Policy and implement a Mobile Device Management solution to support the productivity of County employees while minimizing information security risks.

- Restart the implementation of a new Property Tax Management System with an expected Go Live in the fall of 2019.
- Redesign and streamline the Tech Refresh process to speed up the configuration and delivery of new equipment.

DEPARTMENTAL BUDGET REQUEST FOR FISCAL YEAR 2018-2019

The Department's Fiscal Year 2018-2019 Requested Budget represents an overall increase of \$17,740 in expenditures, and a decrease of \$41,100 in revenues, when compared to the Fiscal Year 2017-2018 Board Approved Budget. As a result, the Requested Net County Cost is increased by \$58,840.

The increases in the FY 2018-2019 budget request are primarily related to annual changes in personnel-related costs, with a notable increase of \$12,360 for Utilities (5351), \$3,785 for Travel and Motor Pool (5331 and 5333) to support additional travel for training and conferences, and \$2,200 for office furniture for the new Deputy IS Director position that was created and funded in the previous fiscal year.

The decrease in revenues is the result of a shortage of IS personnel for several months and an expected increase in budgeted revenues in FY 2017-2018 that wasn't realized.

Personnel Costs decreased by \$4,536 compared to the Fiscal Year 2017-2018 Board Approved Budget, due to salary changes related to a retirement in the department at the end of FY 2016-2017, and the position being filled at a lower starting salary.

Revenues

4821 (INTRA COUNTY CHARGES) decreased by \$35,267: Based on FY 2017-2018 actuals as well as on usage trends; **4824** (INTER GOVERNMENT CHARGES) increased by \$979: A 5% increase based on FY 2017-2018 actuals that were primarily associated with increased postage and phone service costs; **4825** (OTHER CURRENT CHARGES) decreased by \$2,047: Based on FY 2017-2018 actuals as well as on usage trends; **4829** (COPIER LEASE REVENUE) decreased by \$4,765: Based on FY 2017-2018 actuals as well as on usage trends.

Personnel

The Department's Requested Budget represents no change in the number of fulltime equivalent (FTE) positions that are supported by this budget.

No new positions were added and no positions were eliminated. All positions are currently staffed.

Services & Supplies

5122 (CELL PHONES) increased by \$55: Increased the number of cell phones by one in order to issue one to the incoming Deputy IS Director; **5177** (MAINTENANCE OF COMPUTER SYSTEM) increased by \$6,193: Annual increases in the various support and maintenance agreements that were offset by a decrease in the number of file servers on our server support and maintenance agreement; **5232** (OFFICE & OTHER EQUIP < \$5,000) increased by \$2,200: Office furniture for the incoming Deputy IS Director; **5236** (INFORMATION SERVICES POSTAGE) decreased by \$1,320: Based on FY 2017-2018 actuals; **5263** (ADVERTISING) decreased by \$4,400: We are staffed at 100% and need only maintain advertising funds for contingencies, as we don't currently have any planned retirements in FY 2018-2019; **5281** (RENTS & LEASES-EQUIPMENT) increased by \$492: Based on FY 2017-2018 actuals;

5331 (TRAVEL EXPENSE) increased by \$2,000: Increased in order to support additional travel for training and technology conferences; **5351** (UTILITIES) increased by \$12,360: Based on FY 2017-2018 actuals.

Support & Care of Persons

(There are no changes in this object category from the previous fiscal year.)

Fixed Assets

(There are no changes in this object category from the previous fiscal year.)

FISCAL YEAR 2018-2019 REDUCTION IMPACTS TO BASE BUDGET

Information Services examined its budget needs closely and has been able to decrease some costs in an effort to offset the increasing costs of personnel, annual support and maintenance agreements, and projects supporting departmental needs.

Very little of the Information Services budget is non-discretionary. Information Services is responsible to budget for the expense of items deemed necessary for county-wide daily operations such as telephone service postage, maintenance of computer systems, etc. The estimated budgets are based on the actual costs of the previous year and consider potential increases and decreases in costs and volume.

Reductions would likely impact the services that Information Services would provide to the various departments, and we would need to coordinate reductions with the departments to determine which services should be reduced or eliminated, and to discuss cost-saving alternatives for how those services are delivered.

While personnel reductions can reduce our base budget, eliminating even one position will have a significantly adverse impact on the timeliness and quality of the services we provide to the County departments.

No contingency or buffer has been requested in this budget. The requested budget will not be able to absorb unexpected or unplanned project expenses.

FISCAL YEAR 2018-2019 STATE/FEDERAL FUNDING SUMMARY

Not applicable.

FISCAL YEAR 2018-2019 REGULATORY COMPLIANCE SUMMARY

Not applicable.

MAJOR POLICY CONSIDERATIONS BEING REQUESTED

The Telephone System project, once implemented, should reduce our annual costs for telephone service, and the expectation is that the savings will help Information Services fund additional technology projects that will benefit the entire county.

Information Services is working with Public Works to reduce or eliminate the power-related risks to our systems in the datacenter.

Additionally, as we replace aging hardware, we are consolidating services where feasible in order to control costs and simplify support.

COUNTY OF INYO

BUD002A - BUDGET REQUESTS

RUNDATE: 06/30/2018 TODAY'S DATE: 08/09/2018

FOR FISCAL YEARS: 07/01/2016 - 06/30/19

	YTD ACTUALS 06/30/2017	BOARD APPROVED 06/30/2018	WORKING BUDGET 06/30/2018	YTD ACTUALS 06/30/2018	DEPT REQUESTED 06/30/2019	CAO RECOMM 06/30/2019	BOARD APPROVED 06/30/2019
BUDGET UNIT: 011801 INFORMATION SERVICES							
FUND: 0001 GENERAL FUND							
REVENUES:							
4821 - INTRA COUNTY CHARGES	\$236,373	\$206,888	\$206,888	\$197,048	\$171,621	\$202,668	\$0
4824 - INTER GOVERNMENT CHARGES	\$21,164	\$19,800	\$19,800	\$20,105	\$20,779	\$20,779	\$0
4825 - OTHER CURRENT CHARGES	\$11,405	\$5,640	\$5,640	\$3,303	\$3,593	\$3,593	\$0
4829 - COPIER LEASE REVENUE	\$96,183	\$105,600	\$105,600	\$98,186	\$100,835	\$100,835	\$0
CHARGES FOR CURRENT SERVICES	\$365,127	\$337,928	\$337,928	\$318,644	\$296,828	\$327,875	\$0
4999 - PRIOR YEARS REIMBURSEMENTS	\$96	\$0	\$0	\$0	\$0	\$0	\$0
OTHER REVENUE	\$96	\$0	\$0	\$0	\$0	\$0	\$0
TOTAL REVENUES:	\$365,224	\$337,928	\$337,928	\$318,644	\$296,828	\$327,875	\$0
EXPENSES:							
5001 - SALARIED EMPLOYEES	\$547,109	\$878,002	\$813,527	\$654,757	\$872,381	\$921,782	\$0
5003 - OVERTIME	\$3,224	\$5,000	\$5,000	\$276	\$0	\$0	\$0
5004 - STANDBY TIME	\$0	\$0	\$75	\$75	\$0	\$0	\$0
5021 - RETIREMENT & SOCIAL SECURITY	\$43,495	\$67,627	\$67,627	\$51,277	\$67,119	\$70,925	\$0
5022 - PERS RETIREMENT	\$129,508	\$103,360	\$103,360	\$82,177	\$107,052	\$115,319	\$0
5024 - RETIREMENT-UNFUNDED LIAB	\$0	\$91,555	\$91,555	\$91,555	\$113,838	\$113,838	\$0
5031 - MEDICAL INSURANCE	\$50,352	\$118,534	\$114,534	\$56,967	\$84,666	\$100,322	\$0
5032 - DISABILITY INSURANCE	\$4,940	\$8,488	\$8,488	\$6,074	\$8,506	\$8,994	\$0
5042 - SICK LEAVE BUY OUT	\$3,542	\$0	\$0	\$0	\$0	\$0	\$0
5043 - OTHER BENEFITS	\$21,486	\$9,600	\$23,000	\$20,812	\$24,068	\$24,068	\$0
SALARIES & BENEFITS	\$803,659	\$1,282,166	\$1,227,166	\$963,973	\$1,277,630	\$1,355,248	\$0
5122 - CELL PHONES	\$2,381	\$2,000	\$1,650	\$1,606	\$2,055	\$2,055	\$0
5177 - MAINTENANCE OF COMPUTER SYSTEM	\$127,578	\$113,225	\$113,225	\$112,715	\$119,418	\$127,193	\$0
5232 - OFFICE & OTHER EQUIP < \$5,000	\$4,669	\$6,000	\$12,274	\$11,848	\$8,200	\$8,200	\$0
5236 - INFORMATION SERVICES POSTAGE	\$64,087	\$80,700	\$80,700	\$70,933	\$79,380	\$79,380	\$0
5263 - ADVERTISING	\$995	\$4,800	\$1,700	\$862	\$400	\$400	\$0
5265 - PROFESSIONAL & SPECIAL SERVICE	\$2,883	\$4,700	\$60,300	\$1,780	\$4,700	\$4,700	\$0
5281 - RENTS & LEASES-EQUIPMENT	\$5,359	\$7,400	\$9,286	\$8,874	\$7,892	\$7,892	\$0
5285 - COPIER LEASE - IS ONLY	\$90,199	\$91,000	\$94,471	\$92,723	\$91,000	\$91,000	\$0
5311 - GENERAL OPERATING EXPENSE	\$4,262	\$3,000	\$5,000	\$4,962	\$3,000	\$3,000	\$0

COUNTY OF INYO

BUD002A - BUDGET REQUESTS

RUNDATE: 06/30/2018 TODAY'S DATE: 08/09/2018

FOR FISCAL YEARS: 07/01/2016 - 06/30/19

	YTD ACTUALS 06/30/2017	BOARD APPROVED 06/30/2018	WORKING BUDGET 06/30/2018	YTD ACTUALS 06/30/2018	DEPT REQUESTED 06/30/2019	CAO RECOMM 06/30/2019	BOARD APPROVED 06/30/2019
5331 - TRAVEL EXPENSE	\$4,871	\$2,000	\$4,500	\$2,939	\$4,000	\$4,000	\$0
5351 - UTILITIES	\$190,333	\$190,920	\$205,920	\$192,351	\$203,280	\$192,000	\$0
SERVICES & SUPPLIES	\$497,621	\$505,745	\$589,026	\$501,596	\$523,325	\$519,820	\$0
5123 - TECH REFRESH EXPENSE	\$5,910	\$5,947	\$5,947	\$5,947	\$7,470	\$7,470	\$0
5128 - INTERNAL SHREDDING CHARGES	\$73	\$75	\$75	\$75	\$75	\$75	\$0
5129 - INTERNAL COPY CHARGES (NON-IS)	\$1,844	\$2,105	\$2,105	\$2,519	\$1,216	\$1,216	\$0
5152 - WORKERS COMPENSATION	\$9,588	\$8,943	\$8,943	\$8,943	\$9,620	\$9,620	\$0
5155 - PUBLIC LIABILITY INSURANCE	\$7,483	\$6,560	\$6,560	\$6,560	\$8,159	\$8,159	\$0
5333 - MOTOR POOL	\$824	\$2,412	\$2,412	\$1,220	\$4,198	\$4,198	\$0
INTERNAL CHARGES	\$25,723	\$26,042	\$26,042	\$25,264	\$30,738	\$30,738	\$0
TOTAL EXPENSES:	\$1,327,004	\$1,813,953	\$1,842,234	\$1,490,834	\$1,831,693	\$1,905,806	\$0
BUDGET UNIT: 011801 INFORMATION SERVICES	(\$961,779)	(\$1,476,025)	(\$1,504,306)	(\$1,172,190)	(\$1,534,865)	(\$1,577,931)	\$0

LAW LIBRARY

022300

DEPARTMENTAL FUNCTIONS

The Public Law Library is operated under the oversight of the Law Library Board of Trustees for the use of the judiciary, members of the State Bar, State and County Officials, and residents of the County. All day-to-day functions of the Law Library are performed by the Inyo County Free Library staff. The County is statutorily obligated to maintain a law library.

MAJOR ACCOMPLISHMENTS IN FISCAL YEAR 2017-2018

- Maintained Law Library service utilizing existing County Library staff.

GOALS FOR FISCAL YEAR 2018-2019

- Improve access to Law Library materials.
- Continue working with the Council of California County Law Librarians to locate new sources of revenue.
- Finalize activation of West print and online subscription.

DEPARTMENTAL BUDGET REQUEST FOR FISCAL YEAR 2018-2019

The Department's Fiscal Year 2018-2019 Requested Budget represents an overall increase of \$0 in expenditures, and an increase of \$0 in revenues, when compared to the Fiscal Year 2017-2018 Board Approved Budget. As a result, the Requested Net County Cost is increased by \$0.

Personnel Costs did not change compared to the Fiscal Year 2017-2018 Board Approved Budget.

Revenues

4220 (LAW LIBRARY FINES) increased by \$0: The Law Library revenue varies with the number of civil filings and fee waivers annually. Fees are generated by civil filings in Inyo County Superior Court and are remitted to the Administrative Office of the Courts for distribution, which occurs two months after collection. The revenue is distributed directly to the Law Library Trust. The Law Library filing fee is set at \$29.

Personnel

The Department's Requested Budget represents no change in the number of fulltime equivalent (FTE) positions that are supported by this budget.

The Law Library is currently staffed by the Inyo County Free Library, and all personnel costs are included in the budget for the Inyo County Free Library. In the past, the Law Library was staffed with a Law Library Clerk several hours per week. Duties included maintaining the collection, paying invoices and developing the budget. County Library staff now provides personnel services to the Law Library reducing the need for additional General Fund expenditures.

Services & Supplies

5311 (GENERAL OPERATING EXPENSE) increased by \$0: The only budgeted expenditures for the Law Library consist of subscriptions and publications. Online and print subscriptions from a major publisher were cancelled in a prior year, but steps are underway to reinstate these valuable resources.

Support & Care of Persons

(There are no changes in this object category from the previous fiscal year.)

Fixed Assets

(There are no changes in this object category from the previous fiscal year.)

FISCAL YEAR 2018-2019 REDUCTION IMPACTS TO BASE BUDGET

Not applicable.

FISCAL YEAR 2018-2019 STATE/FEDERAL FUNDING SUMMARY

Although the Law Library receives no State funding as all revenues are generated by civil filing fees, law library revenues throughout the State are static or declining. The Uniform Civil Fees Act of 2005 permitted the law library portion of the filing fee to be increased until January 1, 2008. The Law Library Board of Trustees requested that the Board of Supervisors authorize fee increases twice before the moratorium on January 1, 2008, resulting in a Law Library filing fee of \$29. Despite this increase, the Law Library continues to require general fund support. The dilemma of increasing subscription costs and declining revenues is a major problem for Public Law Libraries throughout California, and efforts are being made by the Council of California County Law Librarians for State Funds to be directed toward the support of Public Law Libraries.

FISCAL YEAR 2018-2019 REGULATORY COMPLIANCE SUMMARY

Not applicable

MAJOR POLICY CONSIDERATIONS BEING REQUESTED

Not applicable.

COUNTY OF INYO

BUD002A - BUDGET REQUESTS

RUNDATE: 06/30/2018 TODAY'S DATE: 08/09/2018

FOR FISCAL YEARS: 07/01/2016 - 06/30/19

	YTD ACTUALS 06/30/2017	BOARD APPROVED 06/30/2018	WORKING BUDGET 06/30/2018	YTD ACTUALS 06/30/2018	DEPT REQUESTED 06/30/2019	CAO RECOMM 06/30/2019	BOARD APPROVED 06/30/2019
BUDGET UNIT: 022300 LAW LIBRARY							
FUND: 0001 GENERAL FUND							
REVENUES:							
4220 - LAW LIBRARY FINES	\$4,409	\$6,000	\$6,000	\$7,116	\$6,000	\$7,000	\$0
FINES & FORFEITURES	\$4,409	\$6,000	\$6,000	\$7,116	\$6,000	\$7,000	\$0
4301 - INTEREST FROM TREASURY	\$0	\$0	\$0	\$20	\$0	\$0	\$0
REV USE OF MONEY & PROPERTY	\$0	\$0	\$0	\$20	\$0	\$0	\$0
TOTAL REVENUES:	<u>\$4,409</u>	<u>\$6,000</u>	<u>\$6,000</u>	<u>\$7,137</u>	<u>\$6,000</u>	<u>\$7,000</u>	<u>\$0</u>
EXPENSES:							
5311 - GENERAL OPERATING EXPENSE	\$9,708	\$27,397	\$27,397	\$10,319	\$27,397	\$27,397	\$0
SERVICES & SUPPLIES	\$9,708	\$27,397	\$27,397	\$10,319	\$27,397	\$27,397	\$0
TOTAL EXPENSES:	<u>\$9,708</u>	<u>\$27,397</u>	<u>\$27,397</u>	<u>\$10,319</u>	<u>\$27,397</u>	<u>\$27,397</u>	<u>\$0</u>
BUDGET UNIT: 022300 LAW LIBRARY	(\$5,299)	(\$21,397)	(\$21,397)	(\$3,182)	(\$21,397)	(\$20,397)	\$0

MEDICAL MALPRACTICE TRUST

500904

DEPARTMENTAL FUNCTIONS

This budget reflects the cost for the County's Medical Malpractice Program. The costs include premium, professional services and self-insured retention.

MAJOR ACCOMPLISHMENTS IN FISCAL YEAR 2017-2018

- Worked with the Supervising Jail Nurse, Medical Director and Quality Assurance on inmate grievance issues.
- Worked with Quality Assurance Committee on correctional care issues and policy development.
- Worked with outside legal vendor provided through the EIA on compliance and liability issues.
- Addressed potential liability issues with jail staff and the jail medical personnel.

GOALS FOR FISCAL YEAR 2018-2019

- Continue to assist County Public Health and Behavioral Health on malpractice exposures.
- Continue to work with Quality Assurance Committee on grievances and policy development.
- Continue to work with outside legal vendor to minimize exposure to the County and provide training.
- Continue to work with jail staff, medical staff, and outside vendor on correctional care issues.

DEPARTMENTAL BUDGET REQUEST FOR FISCAL YEAR 2018-2019

The Department's Fiscal Year 2018-2019 Requested Budget represents an overall increase of \$8,937 in expenditures, and an increase of \$18,787 in revenues, when compared to the Fiscal Year 2017-2018 Board Approved Budget. As a result, the Requested Net County Cost is decreased by \$9,850.

Personnel Costs did not change compared to the Fiscal Year 2017-2018 Board Approved Budget.

Revenues

4301 (INTEREST FROM TREASURY) increased by \$0: N/A; **4822** (INTRA COUNTY INSURANCE ADMIN) increased by \$18,787: Increase in premium and ongoing claim expense.

Personnel

The Department's Requested Budget represents no change in the number of fulltime equivalent (FTE) positions that are supported by this budget.

No change.

Services & Supplies

5156 (INSURANCE CLAIMS) increased by \$0: N/A; **5158** (INSURANCE PREMIUM) increased by \$7,000: Increased premium for medical malpractice coverage; **5265** (PROFESSIONAL & SPECIAL SERVICE) increased by \$1,937: Increased costs for administration; **5311** (GENERAL OPERATING EXPENSE) increased by \$0: No change; **5331** (TRAVEL EXPENSE) increased by \$0: No change.

Support & Care of Persons

(There are no changes in this object category from the previous fiscal year.)

Fixed Assets

(There are no changes in this object category from the previous fiscal year.)

FISCAL YEAR 2018-2019 REDUCTION IMPACTS TO BASE BUDGET

N/A

FISCAL YEAR 2018-2019 STATE/FEDERAL FUNDING SUMMARY

N/A

FISCAL YEAR 2018-2019 REGULATORY COMPLIANCE SUMMARY

N/A

MAJOR POLICY CONSIDERATIONS BEING REQUESTED

N/A

COUNTY OF INYO

BUD002A - BUDGET REQUESTS

RUNDATE: 06/30/2018 TODAY'S DATE: 08/09/2018

FOR FISCAL YEARS: 07/01/2016 - 06/30/19

	YTD ACTUALS 06/30/2017	BOARD APPROVED 06/30/2018	WORKING BUDGET 06/30/2018	YTD ACTUALS 06/30/2018	DEPT REQUESTED 06/30/2019	CAO RECOMM 06/30/2019	BOARD APPROVED 06/30/2019
BUDGET UNIT: 500904 MEDICAL MALPRACTICE TRUST							
FUND: 5702 MEDICAL MALPRACTICE TRUST							
REVENUES:							
4301 - INTEREST FROM TREASURY	\$164	\$0	\$0	\$154	\$0	\$0	\$0
REV USE OF MONEY & PROPERTY	\$164	\$0	\$0	\$154	\$0	\$0	\$0
4822 - INTRA COUNTY INSURANCE ADMIN	\$68,791	\$69,670	\$69,670	\$69,669	\$88,457	\$88,457	\$0
CHARGES FOR CURRENT SERVICES	\$68,791	\$69,670	\$69,670	\$69,669	\$88,457	\$88,457	\$0
TOTAL REVENUES:	\$68,955	\$69,670	\$69,670	\$69,824	\$88,457	\$88,457	\$0
EXPENSES:							
5156 - INSURANCE CLAIMS	\$0	\$10,000	\$10,000	\$7,751	\$10,000	\$10,000	\$0
5158 - INSURANCE PREMIUM	\$15,342	\$18,000	\$18,000	\$18,000	\$25,000	\$25,000	\$0
5265 - PROFESSIONAL & SPECIAL SERVICE	\$44,744	\$45,920	\$45,920	\$45,920	\$47,857	\$47,857	\$0
5311 - GENERAL OPERATING EXPENSE	\$4,470	\$4,750	\$4,750	\$4,470	\$4,750	\$4,750	\$0
5331 - TRAVEL EXPENSE	\$0	\$500	\$500	\$0	\$500	\$500	\$0
SERVICES & SUPPLIES	\$64,556	\$79,170	\$79,170	\$76,142	\$88,107	\$88,107	\$0
5333 - MOTOR POOL	\$214	\$500	\$500	\$0	\$500	\$500	\$0
INTERNAL CHARGES	\$214	\$500	\$500	\$0	\$500	\$500	\$0
TOTAL EXPENSES:	\$64,771	\$79,670	\$79,670	\$76,142	\$88,607	\$88,607	\$0
BUDGET UNIT: 500904 MEDICAL MALPRACTICE TRUST	\$4,183	(\$10,000)	(\$10,000)	(\$6,317)	(\$150)	(\$150)	\$0

MOTOR POOL OPERATING 200100

DEPARTMENTAL FUNCTIONS

Motor Pool is an internal service department which purchases, equips, assigns and maintains the County's fleet of approximately 220 vehicles.

MAJOR ACCOMPLISHMENTS IN FISCAL YEAR 2017-2018

- Replaced six patrol cars, including equipping.
- Liquidated fleet of surplus vehicles.
- Speced, bid and ordered a 10-wheel dump truck for Recycling Waste Management.

GOALS FOR FISCAL YEAR 2018-2019

- Continue to systematically retire aging vehicles by replacing a minimum of 6 patrol and 10 regular vehicles.

DEPARTMENTAL BUDGET REQUEST FOR FISCAL YEAR 2018-2019

The Department's Fiscal Year 2018-2019 Requested Budget represents an overall increase of \$42,302 in expenditures, and a decrease of \$450,247 in revenues, when compared to the Fiscal Year 2017-2018 Board Approved Budget. As a result, the Requested Net County Cost is increased by \$492,549.

Personnel Costs increased by \$3,300 compared to the Fiscal Year 2017-2018 Board Approved Budget, due to a request for changing the BPAR Office Clerk Position to a Full-time Office Technician.

Revenues

4301 (INTEREST FROM TREASURY) increased by \$5,000: based on prior year actuals; **4818** (MOTOR POOL CHARGES) decreased by \$150,000: based on prior years actuals; **4824** (INTER GOVERNMENT CHARGES) increased by \$0: based on prior year actuals; **4998** (OPERATING TRANSFERS IN) decreased by \$305,247: based on fewer planned vehicle purchases.

Personnel

The Department's Requested Budget represents an increase in the number of fulltime equivalent (FTE) positions that are supported by this budget.

Increase of 0.27 FTE, due to the request to delete 1 BPAR Office Clerk position and add 1 Full-time Office Technician.

Services & Supplies

5178 (MOTOR POOL FUEL) increased by \$24,000: increase in fuel prices; **5232** (OFFICE & OTHER EQUIP < \$5,000) decreased by \$4,000: Based on prior year actuals; **5265** (PROFESSIONAL & SPECIAL SERVICE) increased by \$1,170: Based on prior year actuals; **5281** (RENTS & LEASES-EQUIPMENT) increased by \$48,000: Increase in vehicles leased from Enterprise; **5311** (GENERAL OPERATING EXPENSE) decreased by \$245: based on prior year actuals;

5351 (UTILITIES) decreased by \$360: based on prior year actuals.

Support & Care of Persons

(There are no changes in this object category from the previous fiscal year.)

Fixed Assets

5655 (VEHICLES) decreased by \$33,000: based on increase in vehicles leased from Enterprise.

FISCAL YEAR 2018-2019 REDUCTION IMPACTS TO BASE BUDGET

None

FISCAL YEAR 2018-2019 STATE/FEDERAL FUNDING SUMMARY

None

FISCAL YEAR 2018-2019 REGULATORY COMPLIANCE SUMMARY

None

MAJOR POLICY CONSIDERATIONS BEING REQUESTED

None

COUNTY OF INYO

BUD002A - BUDGET REQUESTS

RUNDATE: 06/30/2018 TODAY'S DATE: 08/09/2018

FOR FISCAL YEARS: 07/01/2016 - 06/30/19

	YTD ACTUALS 06/30/2017	BOARD APPROVED 06/30/2018	WORKING BUDGET 06/30/2018	YTD ACTUALS 06/30/2018	DEPT REQUESTED 06/30/2019	CAO RECOMM 06/30/2019	BOARD APPROVED 06/30/2019
BUDGET UNIT: 200100 MOTOR POOL OPERATING							
FUND: 2001 MOTOR POOL - OPERATING							
REVENUES:							
4301 - INTEREST FROM TREASURY	\$4,821	\$2,000	\$3,000	\$6,295	\$7,000	\$7,000	\$0
REV USE OF MONEY & PROPERTY	\$4,821	\$2,000	\$3,000	\$6,295	\$7,000	\$7,000	\$0
4747 - INSURANCE PAYMENTS	\$0	\$0	\$0	\$11,003	\$0	\$0	\$0
4818 - MOTOR POOL CHARGES	\$1,125,869	\$1,050,000	\$900,000	\$878,818	\$900,000	\$900,000	\$0
CHARGES FOR CURRENT SERVICES	\$1,125,869	\$1,050,000	\$900,000	\$889,821	\$900,000	\$900,000	\$0
4998 - OPERATING TRANSFERS IN	\$562,905	\$587,247	\$601,247	\$232,691	\$282,000	\$680,709	\$0
OTHER FINANCING SOURCES	\$562,905	\$587,247	\$601,247	\$232,691	\$282,000	\$680,709	\$0
4911 - SALES OF FIXED ASSETS	\$60,267	\$25,500	\$40,000	\$35,180	\$25,500	\$25,500	\$0
4959 - MISCELLANEOUS REVENUE	\$697	\$0	\$0	\$0	\$0	\$0	\$0
4961 - REIMBURSED EXPENSES	\$725	\$0	\$0	\$0	\$0	\$0	\$0
OTHER REVENUE	\$61,690	\$25,500	\$40,000	\$35,180	\$25,500	\$25,500	\$0
TOTAL REVENUES:	\$1,755,286	\$1,664,747	\$1,544,247	\$1,163,989	\$1,214,500	\$1,613,209	\$0
EXPENSES:							
5001 - SALARIED EMPLOYEES	\$86,324	\$87,921	\$92,921	\$85,497	\$115,317	\$115,317	\$0
5003 - OVERTIME	\$1,028	\$6,860	\$3,178	\$740	\$4,076	\$4,076	\$0
5012 - PART TIME EMPLOYEES	\$23,495	\$24,858	\$24,858	\$23,932	\$0	\$0	\$0
5021 - RETIREMENT & SOCIAL SECURITY	\$8,322	\$9,164	\$9,914	\$9,207	\$9,669	\$9,669	\$0
5022 - PERS RETIREMENT	\$30,642	\$12,751	\$12,751	\$14,072	\$17,225	\$17,225	\$0
5024 - RETIREMENT-UNFUNDED LIAB	\$0	\$10,987	\$13,487	\$10,987	\$13,661	\$13,661	\$0
5025 - RETIREE HEALTH BENEFITS	\$20,983	\$22,014	\$22,014	\$19,746	\$12,818	\$12,818	\$0
5031 - MEDICAL INSURANCE	\$19,312	\$18,791	\$18,791	\$18,302	\$18,090	\$18,090	\$0
5032 - DISABILITY INSURANCE	\$959	\$1,173	\$1,173	\$1,131	\$1,253	\$1,253	\$0
5042 - SICK LEAVE BUY OUT	\$1,649	\$0	\$682	\$681	\$656	\$656	\$0
5043 - OTHER BENEFITS	\$0	\$0	\$12,700	\$12,635	\$5,054	\$5,054	\$0
5045 - COMPENSATED ABSENCE EXPENSE	\$891	\$0	\$0	\$0	\$0	\$0	\$0
SALARIES & BENEFITS	\$193,608	\$194,519	\$212,469	\$196,935	\$197,819	\$197,819	\$0
5171 - MAINTENANCE OF EQUIPMENT	\$126,659	\$145,000	\$152,778	\$124,332	\$145,000	\$145,000	\$0

COUNTY OF INYO

BUD002A - BUDGET REQUESTS

RUNDATE: 06/30/2018 TODAY'S DATE: 08/09/2018

FOR FISCAL YEARS: 07/01/2016 - 06/30/19

	YTD ACTUALS 06/30/2017	BOARD APPROVED 06/30/2018	WORKING BUDGET 06/30/2018	YTD ACTUALS 06/30/2018	DEPT REQUESTED 06/30/2019	CAO RECOMM 06/30/2019	BOARD APPROVED 06/30/2019
5173 - MAINTENANCE OF EQUIPMENT-MATER	\$19,159	\$25,000	\$31,686	\$17,801	\$25,000	\$25,000	\$0
5178 - MOTOR POOL FUEL	\$323,106	\$358,800	\$389,300	\$385,758	\$382,800	\$382,800	\$0
5199 - MAINT OF STRUCTURES-MATERIALS	\$738	\$0	\$0	\$0	\$0	\$0	\$0
5232 - OFFICE & OTHER EQUIP < \$5,000	\$56,684	\$9,000	\$130	\$129	\$5,000	\$5,000	\$0
5263 - ADVERTISING	\$1,145	\$1,300	\$1,300	\$498	\$1,300	\$1,300	\$0
5265 - PROFESSIONAL & SPECIAL SERVICE	\$17,297	\$21,830	\$10,160	\$10,158	\$23,000	\$23,000	\$0
5281 - RENTS & LEASES-EQUIPMENT	(\$39,460)	\$480,000	\$494,000	\$445,445	\$528,000	\$528,000	\$0
5291 - OFFICE, SPACE & SITE RENTAL	\$500	\$500	\$500	\$500	\$500	\$500	\$0
5311 - GENERAL OPERATING EXPENSE	\$4,424	\$4,845	\$4,845	\$4,447	\$4,600	\$4,600	\$0
5331 - TRAVEL EXPENSE	\$0	\$500	\$0	\$0	\$500	\$500	\$0
5351 - UTILITIES	\$882	\$1,320	\$1,320	\$862	\$960	\$960	\$0
SERVICES & SUPPLIES	\$511,138	\$1,048,095	\$1,086,019	\$989,933	\$1,116,660	\$1,116,660	\$0
5123 - TECH REFRESH EXPENSE	\$1,157	\$3,694	\$3,694	\$3,694	\$2,502	\$2,502	\$0
5124 - EXTERNAL CHARGES	\$124,778	\$2,000	\$2,000	\$103	\$500	\$500	\$0
5128 - INTERNAL SHREDDING CHARGES	\$124	\$130	\$130	\$130	\$130	\$130	\$0
5129 - INTERNAL COPY CHARGES (NON-IS)	\$366	\$276	\$376	\$386	\$307	\$307	\$0
5152 - WORKERS COMPENSATION	\$6,125	\$1,852	\$1,852	\$1,851	\$1,589	\$1,589	\$0
5155 - PUBLIC LIABILITY INSURANCE	\$1,033	\$1,358	\$1,358	\$1,358	\$1,348	\$1,348	\$0
5315 - COUNTY COST PLAN	(\$32,364)	\$38,927	\$38,927	\$38,927	\$45,298	\$45,298	\$0
5333 - MOTOR POOL	\$10,183	\$9,600	\$9,600	\$10,401	\$9,600	\$9,600	\$0
INTERNAL CHARGES	\$111,403	\$57,837	\$57,937	\$56,853	\$61,274	\$61,274	\$0
5655 - VEHICLES	\$0	\$315,000	\$569,196	\$232,691	\$282,000	\$362,000	\$0
FIXED ASSETS	\$0	\$315,000	\$569,196	\$232,691	\$282,000	\$362,000	\$0
5799 - DEPRECIATION	\$520,252	\$0	\$0	\$0	\$0	\$0	\$0
DEPRECIATION	\$520,252	\$0	\$0	\$0	\$0	\$0	\$0
TOTAL EXPENSES:	\$1,336,403	\$1,615,451	\$1,925,621	\$1,476,414	\$1,657,753	\$1,737,753	\$0
BUDGET UNIT: 200100 MOTOR POOL OPERATING	\$418,883	\$49,296	(\$381,374)	(\$312,424)	(\$443,253)	(\$124,544)	\$0

MOTOR POOL REPLACEMENT

200200

DEPARTMENTAL FUNCTIONS

The Department function of the Motor Pool Replacement budget unit is to account for charges from County Departments for vehicle use in order to assure that funds are available for the timely replacement of vehicles. Mileage and repair records are tracked and, when warranted, funds are transferred into the motor pool operating budget unit to allow for the purchase of replacement vehicles.

MAJOR ACCOMPLISHMENTS IN FISCAL YEAR 2017-2018

- Provided funding to replace 6 patrol vehicles.
- Provided funding to purchase two totaled Enterprise vehicles.

GOALS FOR FISCAL YEAR 2018-2019

- Replace 6 patrol vehicles in the Sheriff's Department.
- Continue to maintain a solvent funding source to assure that departments' vehicle needs are met in conjunction with leased vehicle program.

DEPARTMENTAL BUDGET REQUEST FOR FISCAL YEAR 2018-2019

The Department's Fiscal Year 2018-2019 Requested Budget represents an overall decrease of \$305,247 in expenditures, and a decrease of \$12,500 in revenues, when compared to the Fiscal Year 2017-2018 Board Approved Budget. As a result, the Requested Net County Cost is decreased by \$292,747.

Personnel Costs did not change compared to the Fiscal Year 2017-2018 Board Approved Budget.

Revenues

4301 (INTEREST FROM TREASURY) increased by \$4,500: interest rate increased; **4818** (MOTOR POOL CHARGES) decreased by \$17,000: Fewer replacement funds due to increase in leased vehicles.

Personnel

The Department's Requested Budget represents no change in the number of fulltime equivalent (FTE) positions that are supported by this budget.

None

Services & Supplies

(There are no changes in this object category from the previous fiscal year.)

Support & Care of Persons

(There are no changes in this object category from the previous fiscal year.)

Fixed Assets

(There are no changes in this object category from the previous fiscal year.)

FISCAL YEAR 2018-2019 REDUCTION IMPACTS TO BASE BUDGET

None

FISCAL YEAR 2018-2019 STATE/FEDERAL FUNDING SUMMARY

None

FISCAL YEAR 2018-2019 REGULATORY COMPLIANCE SUMMARY

None

MAJOR POLICY CONSIDERATIONS BEING REQUESTED

None

COUNTY OF INYO

BUD002A - BUDGET REQUESTS

RUNDATE: 06/30/2018 TODAY'S DATE: 08/09/2018

FOR FISCAL YEARS: 07/01/2016 - 06/30/19

	YTD ACTUALS 06/30/2017	BOARD APPROVED 06/30/2018	WORKING BUDGET 06/30/2018	YTD ACTUALS 06/30/2018	DEPT REQUESTED 06/30/2019	CAO RECOMM 06/30/2019	BOARD APPROVED 06/30/2019
BUDGET UNIT: 200200 MOTOR POOL REPLACEMENT							
FUND: 2002 MOTOR POOL - REPLACEMENT							
REVENUES:							
4301 - INTEREST FROM TREASURY	\$9,658	\$5,000	\$5,000	\$8,852	\$9,500	\$9,500	\$0
REV USE OF MONEY & PROPERTY	\$9,658	\$5,000	\$5,000	\$8,852	\$9,500	\$9,500	\$0
4818 - MOTOR POOL CHARGES	\$405,655	\$357,000	\$357,000	\$370,243	\$340,000	\$340,000	\$0
4819 - SERVICES & FEES	\$0	\$0	\$0	\$990	\$0	\$0	\$0
CHARGES FOR CURRENT SERVICES	\$405,655	\$357,000	\$357,000	\$371,233	\$340,000	\$340,000	\$0
TOTAL REVENUES:	<u>\$415,313</u>	<u>\$362,000</u>	<u>\$362,000</u>	<u>\$380,085</u>	<u>\$349,500</u>	<u>\$349,500</u>	<u>\$0</u>
EXPENSES:							
5801 - OPERATING TRANSFERS OUT	\$562,905	\$587,247	\$601,247	\$232,691	\$282,000	\$680,709	\$0
OTHER FINANCING USES	\$562,905	\$587,247	\$601,247	\$232,691	\$282,000	\$680,709	\$0
TOTAL EXPENSES:	<u>\$562,905</u>	<u>\$587,247</u>	<u>\$601,247</u>	<u>\$232,691</u>	<u>\$282,000</u>	<u>\$680,709</u>	<u>\$0</u>
BUDGET UNIT: 200200 MOTOR POOL REPLACEMENT	(\$147,592)	(\$225,247)	(\$239,247)	\$147,394	\$67,500	(\$331,209)	\$0

MUSEUM - GENERAL

077000

DEPARTMENTAL FUNCTIONS

The Eastern California Museum was founded in 1928, and has been operated by the County of Inyo since 1968. The mission of the Museum is to collect, preserve and interpret objects and information related to the cultural and natural history of Inyo County. The Museum collection is held in public trust, and staff is responsible for keeping complete and accurate records on all artifacts in the collection. A computerized database with over 30,000 records is used to manage the collection. About 9,000 of the Museum's 28,000 historic photos are digitized. The Museum also maintains the historic Commanders House and Edwards House in Independence, the Mary DeDecker Native Plant Garden, the Historic Equipment Yard and Little Pine Village, the fully restored Slim Princess locomotive housed in the Larry Peckham Engine House, and an assortment of historic buildings and exhibit buildings on the Museum Grounds. Artifacts and information are interpreted for the public through the Museum's exhibits, tours, and educational programs. Tour groups include school tours made up of classes from local elementary, middle school and high schools, and classes and clubs from community colleges and universities. In addition, numerous adult groups seeking a cultural and historical component to their visit to the Owens Valley tour the Museum.

MAJOR ACCOMPLISHMENTS IN FISCAL YEAR 2017-2018

- Helped the nonprofit Carson and Colorado Railway group celebrate completion of the \$150,000 locomotive building - The Larry Peckham Engine House - and the move of the Slim Princess Locomotive #18 to the Museum grounds. The completely restored, operating Princess ran on track installed on the Museum grounds. The Silver Spike Dedication ceremony saw about 600 people, with a Tri-Tip lunch served to 400.
- Helped the nonprofit Carson and Colorado Railway group move the Slim Princess via truck to the Laws Railroad Museum for a fundraising weekend that attracted about 2,000 visitors over 4 days. The event generated excellent publicity for the Museum, the Carson and Colorado Group and Laws. It also generated substantial revenue for the Carson and Colorado group.
- Worked with the Friends of the Eastern California Museum to obtain approximately \$7,000 in additional funding for advertising, exhibits, events, promotions and other Museum expenses.
- Hosted various events including the Manzanar Pilgrimage Reception; the Eastern California Museum 90th Anniversary and other educational programs. A highlight of numerous book signings was the unveiling of Sage and Sierra, a book recalling the childhood of the authors, The DeDecker Girls, in the Owens Valley. About 100 people attended the event. Like their mother, Mary DeDecker, Joan and Carol selflessly donated the entire proceeds from the sale of 75 of their books to the Museum Bookstore.
- Enjoyed another strong year of visitation, with about 10,000 visitors from the Owens Valley, California and the World, which was up by about 10 percent over last year. Visitation has remained consistent for the past decade. About 148 people came to the museum to conduct research. Research and Photo Requests completed by Staff numbered about 50, which generated \$1,400 in fees. Visitors donated about \$9,500, also an increase over last year, with an additional \$400 in visitor donations for the Manzanar Trust. The Museum Bookstore grossed about \$40,000, nearly a \$5,000 increase over last year, and generated slightly more than \$17,000 in revenue.

GOALS FOR FISCAL YEAR 2018-2019

- Work with the County IS Department on a significant expansion of the Museum's Web Page to include extensive online, digital photo collections and creation of a small, online Museum Store that would offer hard-to-find titles of local and regional interest, and customized merchandise -- hats, shirts, cards with the ECM logo.
- Finish installation of a new exhibit titled Norman and the Geisha: Paintings from the Museum Collection. The exhibit includes about 30 paintings and other art work from the collection.
- Work with the Carson & Colorado group to promote the new location of the iconic Slim Princess as a museum attraction. The Museum Bookstore will take over creation and sales of Carson and Colorado merchandise, which will likely increase Bookstore sales.
- Work with the Friends of the Eastern California Museum to increase the Friends' support of the Museum, particularly with regard to stabilizing the wooden buildings and wagons on the Museum grounds.
- Continue to provide a welcoming, informative and educational experience to the Museum's visitors and work to increase visitation by hosting book signings, guest speakers, field trips and other events and programs.

DEPARTMENTAL BUDGET REQUEST FOR FISCAL YEAR 2018-2019

The Department's Fiscal Year 2018-2019 Requested Budget represents an overall increase of \$9,190 in expenditures, and an increase of \$1,000 in revenues, when compared to the Fiscal Year 2017-2018 Board Approved Budget. As a result, the Requested Net County Cost is increased by \$8,190.

Personnel Costs account for the increase in Net County Costs.

Personnel Costs increased by \$10,456 compared to the Fiscal Year 2017-2018 Board Approved Budget, due to Increased PERS and Insurance Costs and a slight pay hike.

Revenues

4951 (DONATIONS) increased by \$1,000: Increased visitation is creating an increase in donations.

Personnel

The Department's Requested Budget represents no change in the number of fulltime equivalent (FTE) positions that are supported by this budget.

N/A.

Services & Supplies

5199 (MAINT OF STRUCTURES-MATERIALS) decreased by \$1,400: A slight decrease that will likely be made up by donations from the Friends of the Eastern California Museum; **5265** (PROFESSIONAL & SPECIAL SERVICE) increased by \$400: A bit of belt tightening after redesigning and printing various Museum brochures in 2017-18.

Support & Care of Persons

(There are no changes in this object category from the previous fiscal year.)

Fixed Assets

(There are no changes in this object category from the previous fiscal year.)

FISCAL YEAR 2018-2019 REDUCTION IMPACTS TO BASE BUDGET

With barely more than \$10,000 in "discretionary" spending (the amount of funding available after paying "must-have" items such as rent, personnel, and utilities), the Museum was not able to reduce expenses enough to comply with the directive that the 2018-19 budget should not have an increase in Net County Costs.

FISCAL YEAR 2018-2019 STATE/FEDERAL FUNDING SUMMARY

N/A

FISCAL YEAR 2018-2019 REGULATORY COMPLIANCE SUMMARY

N/A.

MAJOR POLICY CONSIDERATIONS BEING REQUESTED

None.

COUNTY OF INYO

BUD002A - BUDGET REQUESTS

RUNDATE: 06/30/2018 TODAY'S DATE: 08/09/2018

FOR FISCAL YEARS: 07/01/2016 - 06/30/19

	YTD ACTUALS 06/30/2017	BOARD APPROVED 06/30/2018	WORKING BUDGET 06/30/2018	YTD ACTUALS 06/30/2018	DEPT REQUESTED 06/30/2019	CAO RECOMM 06/30/2019	BOARD APPROVED 06/30/2019
5128 - INTERNAL SHREDDING CHARGES	\$95	\$100	\$100	\$100	\$100	\$100	\$0
5129 - INTERNAL COPY CHARGES (NON-IS)	\$402	\$396	\$396	\$290	\$436	\$436	\$0
5152 - WORKERS COMPENSATION	\$1,860	\$2,248	\$2,248	\$2,247	\$1,943	\$1,943	\$0
5155 - PUBLIC LIABILITY INSURANCE	\$1,452	\$1,649	\$1,649	\$1,649	\$1,648	\$1,648	\$0
INTERNAL CHARGES	\$6,639	\$7,419	\$7,419	\$7,313	\$7,153	\$7,153	\$0
TOTAL EXPENSES:	\$218,606	\$235,591	\$235,591	\$224,496	\$244,781	\$244,781	\$0
BUDGET UNIT: 077000 MUSEUM - GENERAL	(\$193,630)	(\$210,046)	(\$210,046)	(\$208,980)	(\$218,236)	(\$218,236)	\$0

NATURAL RESOURCE DEVELOPMENT

010204

DEPARTMENTAL FUNCTIONS

This budget was created in Fiscal Year 2009-2010 to fund costs associated with the County's commitment to ensuring both the appropriate and responsible development of its natural resources. At present, the efforts funded through this budget focus primarily on issues related to Federal management of publicly-owned lands, and renewable energy facility siting issues - particularly solar energy facilities - and transmission infrastructure within the county.

MAJOR ACCOMPLISHMENTS IN FISCAL YEAR 2017-2018

- Appointed as National Association of County Administrators (NACA) representative to National Association of Counties (NACo) Public Lands Steering Committee and participated in meetings accordingly.
- Assisted in promulgating results of Inyo/Mono Agriculture Economic Impact Study and other source documents relative to regional LADWP agricultural lease issues.
- Continued to support the County's involvement in a myriad of Federal and State land use planning issues including the Desert Renewable Energy Conservation Plan.
- Continued to advocate for Alabama Hills National Scenic Area designation.
- Developed possible framework to support Board of Supervisors interest in considering pursuit of comprehensive lands bill for Inyo County.

GOALS FOR FISCAL YEAR 2018-2019

- Continue to advocate for equitable solution to regional LADWP agricultural lease issues.
- Work with the Planning and Water departments to strategically review and evaluate all eligible LADWP parcels comprising the "75 acres" in "land releases" identified in the Long Term Water Agreement before any additional parcels are "released" through auction or other mechanisms.
- Continue to support Board of Supervisors in consideration of pursuit of comprehensive lands bill for Inyo County.
- Assist, as necessary, in the County's involvement in Federal and State land use planning issues, including continuing to advocate for Alabama Hills National Scenic Area designation.
- Continue to provide source of funding for special counsel services for resource-related issues.

DEPARTMENTAL BUDGET REQUEST FOR FISCAL YEAR 2018-2019

The Department's Fiscal Year 2018-2019 Requested Budget represents an overall increase of \$30,000 in expenditures, and an increase of \$0 in revenues, when compared to the Fiscal Year 2017-2018 Board Approved Budget. As a result, the Requested Net County Cost is increased by \$30,000.

Personnel Costs did not change compared to the Fiscal Year 2017-2018 Board Approved Budget.

Revenues

(There are no changes in this object category from the previous fiscal year.)

Personnel

The Department's Requested Budget represents no change in the number of fulltime equivalent (FTE) positions that are supported by this budget.

There are no personnel costs in this budget

Services & Supplies

5265 (PROFESSIONAL & SPECIAL SERVICE) increased by \$30,000: additional contracts this fiscal year.

Support & Care of Persons

(There are no changes in this object category from the previous fiscal year.)

Fixed Assets

(There are no changes in this object category from the previous fiscal year.)

FISCAL YEAR 2018-2019 REDUCTION IMPACTS TO BASE BUDGET

N/A

FISCAL YEAR 2018-2019 STATE/FEDERAL FUNDING SUMMARY

N/A

FISCAL YEAR 2018-2019 REGULATORY COMPLIANCE SUMMARY

N/A

MAJOR POLICY CONSIDERATIONS BEING REQUESTED

N/A

COUNTY OF INYO

BUD002A - BUDGET REQUESTS

RUNDATE: 06/30/2018 TODAY'S DATE: 08/09/2018

FOR FISCAL YEARS: 07/01/2016 - 06/30/19

	YTD ACTUALS 06/30/2017	BOARD APPROVED 06/30/2018	WORKING BUDGET 06/30/2018	YTD ACTUALS 06/30/2018	DEPT REQUESTED 06/30/2019	CAO RECOMM 06/30/2019	BOARD APPROVED 06/30/2019
BUDGET UNIT: 010204 NATURAL RESOURCE DEVELOPMENT							
FUND: 0040 NATURAL RESOURCE DEVELOPMENT							
REVENUES:							
4998 - OPERATING TRANSFERS IN	\$0	\$0	\$30,000	\$30,000	\$0	\$0	\$0
OTHER FINANCING SOURCES	\$0	\$0	\$30,000	\$30,000	\$0	\$0	\$0
TOTAL REVENUES:	<u>\$0</u>	<u>\$0</u>	<u>\$30,000</u>	<u>\$30,000</u>	<u>\$0</u>	<u>\$0</u>	<u>\$0</u>
EXPENSES:							
5265 - PROFESSIONAL & SPECIAL SERVICE	\$2,914	\$10,000	\$87,801	\$7,627	\$40,000	\$40,000	\$0
5311 - GENERAL OPERATING EXPENSE	\$2,500	\$2,500	\$2,500	\$2,500	\$2,500	\$2,500	\$0
5331 - TRAVEL EXPENSE	\$0	\$5,000	\$5,000	\$0	\$5,000	\$5,000	\$0
SERVICES & SUPPLIES	\$5,414	\$17,500	\$95,301	\$10,127	\$47,500	\$47,500	\$0
TOTAL EXPENSES:	<u>\$5,414</u>	<u>\$17,500</u>	<u>\$95,301</u>	<u>\$10,127</u>	<u>\$47,500</u>	<u>\$47,500</u>	<u>\$0</u>
BUDGET UNIT: 010204 NATURAL RESOURCE DEVELOPMENT	(\$5,414)	(\$17,500)	(\$65,301)	\$19,872	(\$47,500)	(\$47,500)	\$0

PARKS & RECREATION - BUDGET

076998

DEPARTMENTAL FUNCTIONS

The Parks and Recreation Department operates a regional and neighborhood park system serving both visitors to the County as well as local residents. Recreational facilities include lakes, campgrounds, picnic areas, playgrounds and ball fields. In order to assure the availability of these facilities several improvement projects are scheduled and coordinated throughout the year. The department provides reservation service for the use of County parks, including the collection of fees and deposits. Parks and Recreation is also responsible for protecting and enhancing the primary resources of the campgrounds, flowing waters, ponds and riparian habitat.

MAJOR ACCOMPLISHMENTS IN FISCAL YEAR 2017-2018

- Completed the water well house at Taboose Creek Campground.
- Installed fertilizer injector at Millpond Park and Diaz Lake Campground. Replant turf at Millpond Park.
- Upgraded irrigation controls at Millpond Park and Spainhower Park.
- Completed tree trimming project at camping area at Diaz Lake Campground.
- Removal of bull rush and rehab pond shore.

GOALS FOR FISCAL YEAR 2018-2019

- Start on the well house project for Tinnemaha Creek Campground.
- Continue to plant turf at Millpond Park.
- Continue to upgrade irrigation controls at Millpond Park and Diaz Lake.
- Complete Pleasant Valley vault restroom rehab.
- Complete Diaz Lake restroom rehab along with many other projects.

DEPARTMENTAL BUDGET REQUEST FOR FISCAL YEAR 2018-2019

The Department's Fiscal Year 2018-2019 Requested Budget represents an overall increase of \$94,560 in expenditures, and a decrease of \$103,759 in revenues, when compared to the Fiscal Year 2017-2018 Board Approved Budget. As a result, the Requested Net County Cost is increased by \$198,319.

Personnel Costs increased by \$73,458 compared to the Fiscal Year 2017-2018 Board Approved Budget, due to the addition of a fulltime Parks Specialist.

Revenues

4352 (MILLPOND CONCESSIONS) increased by \$1,000: based on prior year actuals; **4498** (STATE GRANTS) increased by \$10,600: addition of the Quagga Mussel grant; **4563** (CONTRIBUTION FROM DWP) increased by \$6,391: based on prior year actuals; **4783** (SCHOBBER LANE - CAMP) increased by \$4,000: based on prior year actuals; **4785** (BAKER CREEK - CAMP) increased by \$7,000: based on actuals; **4786** (TINNEMAHA - CAMP) increased by \$6,000: based on prior year actuals; **4787** (TABOOSE - CAMP) increased by \$9,000: based on prior year actuals;

4788 (INDEPENDENCE CREEK - CAMP) increased by \$2,000: based on prior year actuals; **4789** (PORTAGI JOE - CAMP) increased by \$3,000: based on prior year actuals; **4790** (DIAZ LAKE - CAMP) increased by \$10,000: based on prior year actuals; **4791** (TECOPA HOT SPRINGS - CAMP) increased by \$16,000: based on prior year actuals; **4998** (OPERATING TRANSFERS IN) decreased by \$178,750: the Budget Team puts in all operating transfers.

Personnel

The Department's Requested Budget represents an increase in the number of fulltime equivalent (FTE) positions that are supported by this budget.

An increase of 1 FTE Park Specialist is requested in this budget.

Services & Supplies

5122 (CELL PHONES) decreased by \$1,008: based on prior year actuals; **5171** (MAINTENANCE OF EQUIPMENT) increased by \$1,000: based on prior year actuals; **5182** (MAINTENANCE OF GROUNDS) increased by \$30,000: increase in irrigation projects; **5199** (MAINT OF STRUCTURES-MATERIALS) increased by \$7,800: fencing for dog park at Lone Pine Park; **5232** (OFFICE & OTHER EQUIP < \$5,000) increased by \$11,650: additional trash only bear savers and cameras for Diaz Lake shop and two replacement trailers; **5260** (HEALTH - EMPLOYEE PHYSICALS) increased by \$2,050: required physicals for seasonals; **5265** (PROFESSIONAL & SPECIAL SERVICE) increased by \$24,646: added DFW permit fees; **5291** (OFFICE, SPACE & SITE RENTAL) decreased by \$8,350: Amy Noel septage pond contract will end in November; **5311** (GENERAL OPERATING EXPENSE) increased by \$11,620: based on prior year actuals and DFW permit fees; **5331** (TRAVEL EXPENSE) increased by \$500: Tecopa trips; **5351** (UTILITIES) decreased by \$11,700: based on prior year actuals.

Support & Care of Persons

(There are no changes in this object category from the previous fiscal year.)

Fixed Assets

5630 (LAND IMPROVEMENTS) increased by \$3,000: Millpond irrigation project; **5640** (STRUCTURES & IMPROVEMENTS) increased by \$5,000: disc golf course; **5650** (EQUIPMENT) increased by \$1,000: storage containers needed for parks shops.

FISCAL YEAR 2018-2019 REDUCTION IMPACTS TO BASE BUDGET

There is an increase of 1 FTE and increases in DFW fees are included

FISCAL YEAR 2018-2019 STATE/FEDERAL FUNDING SUMMARY

Parks and Recreation continues to receive funding from the Department of Recovery and Recycling to purchase products made of recycled content material. We will be using this funding this fiscal year to purchase approximately 10 bear saver recycling bins.

FISCAL YEAR 2018-2019 REGULATORY COMPLIANCE SUMMARY

None

MAJOR POLICY CONSIDERATIONS BEING REQUESTED

None

COUNTY OF INYO

BUD002A - BUDGET REQUESTS

RUNDATE: 06/30/2018 TODAY'S DATE: 08/09/2018

FOR FISCAL YEARS: 07/01/2016 - 06/30/19

	YTD ACTUALS 06/30/2017	BOARD APPROVED 06/30/2018	WORKING BUDGET 06/30/2018	YTD ACTUALS 06/30/2018	DEPT REQUESTED 06/30/2019	CAO RECOMM 06/30/2019	BOARD APPROVED 06/30/2019
BUDGET UNIT: 076999 PARKS & RECREATION							
FUND: 0001 GENERAL FUND							
REVENUES:							
4352 - MILLPOND CONCESSIONS	\$12,854	\$10,000	\$10,000	\$13,461	\$11,000	\$11,000	\$0
RENTS & LEASES	\$12,854	\$10,000	\$10,000	\$13,461	\$11,000	\$11,000	\$0
4312 - LEASES	\$1,949	\$1,968	\$1,968	\$1,960	\$1,968	\$1,968	\$0
REV USE OF MONEY & PROPERTY	\$1,949	\$1,968	\$1,968	\$1,960	\$1,968	\$1,968	\$0
4475 - OFF HIGHWAY VEHICLE	\$653	\$675	\$675	\$645	\$675	\$675	\$0
4498 - STATE GRANTS	\$10,000	\$10,000	\$10,000	\$10,000	\$20,600	\$20,600	\$0
4563 - CONTRIBUTION FROM DWP	\$155,563	\$159,763	\$159,763	\$159,763	\$166,154	\$166,154	\$0
AID FROM OTHER GOVT AGENCIES	\$166,216	\$170,438	\$170,438	\$170,408	\$187,429	\$187,429	\$0
4781 - PLEASANT VALLEY - CAMP	\$67,000	\$67,000	\$67,000	\$67,102	\$67,000	\$67,000	\$0
4783 - SCHOBBER LANE - CAMP	\$63,960	\$64,000	\$64,000	\$68,525	\$68,000	\$68,000	\$0
4784 - BIG PINE TRIANGLE - CAMP	\$3,000	\$3,000	\$3,000	\$3,000	\$3,000	\$3,000	\$0
4785 - BAKER CREEK - CAMP	\$30,910	\$25,000	\$29,000	\$36,474	\$32,000	\$32,000	\$0
4786 - TINNEMAHA - CAMP	\$18,713	\$16,000	\$19,000	\$22,909	\$22,000	\$22,000	\$0
4787 - TABOOSE - CAMP	\$34,548	\$31,000	\$35,000	\$42,815	\$40,000	\$40,000	\$0
4788 - INDEPENDENCE CREEK - CAMP	\$10,686	\$9,000	\$9,000	\$11,513	\$11,000	\$11,000	\$0
4789 - PORTAGI JOE - CAMP	\$13,406	\$13,000	\$13,000	\$16,495	\$16,000	\$16,000	\$0
4790 - DIAZ LAKE - CAMP	\$84,958	\$75,000	\$79,000	\$95,051	\$85,000	\$85,000	\$0
4791 - TECOPA HOT SPRINGS - CAMP	\$0	\$5,000	\$5,000	\$21,296	\$21,000	\$21,000	\$0
4792 - DAY USE FEES	\$1,800	\$2,000	\$2,000	\$2,650	\$2,000	\$2,000	\$0
4819 - SERVICES & FEES	\$2,062	\$1,500	\$1,500	\$1,227	\$1,500	\$1,500	\$0
4824 - INTER GOVERNMENT CHARGES	\$0	\$0	\$1,157	\$1,156	\$0	\$0	\$0
CHARGES FOR CURRENT SERVICES	\$331,043	\$311,500	\$327,657	\$390,215	\$368,500	\$368,500	\$0
4998 - OPERATING TRANSFERS IN	\$28,255	\$178,750	\$178,750	\$15,841	\$0	\$158,500	\$0
OTHER FINANCING SOURCES	\$28,255	\$178,750	\$178,750	\$15,841	\$0	\$158,500	\$0
4911 - SALES OF FIXED ASSETS	\$0	\$0	\$8,500	\$8,500	\$0	\$0	\$0
4936 - MISCELLANEOUS SALES	\$780	\$1,000	\$1,000	\$611	\$1,000	\$1,000	\$0
OTHER REVENUE	\$780	\$1,000	\$9,500	\$9,111	\$1,000	\$1,000	\$0

COUNTY OF INYO

BUD002A - BUDGET REQUESTS

RUNDATE: 06/30/2018 TODAY'S DATE: 08/09/2018

FOR FISCAL YEARS: 07/01/2016 - 06/30/19

	YTD ACTUALS 06/30/2017	BOARD APPROVED 06/30/2018	WORKING BUDGET 06/30/2018	YTD ACTUALS 06/30/2018	DEPT REQUESTED 06/30/2019	CAO RECOMM 06/30/2019	BOARD APPROVED 06/30/2019
TOTAL REVENUES:	\$541,099	\$673,656	\$698,313	\$600,998	\$569,897	\$728,397	\$0
EXPENSES:							
5001 - SALARIED EMPLOYEES	\$157,774	\$160,630	\$160,630	\$155,091	\$203,992	\$203,992	\$0
5003 - OVERTIME	\$4,368	\$6,860	\$4,629	\$2,461	\$4,076	\$4,076	\$0
5005 - HOLIDAY OVERTIME	\$1,050	\$0	\$1,550	\$1,643	\$2,000	\$2,000	\$0
5012 - PART TIME EMPLOYEES	\$70,082	\$92,708	\$92,708	\$69,520	\$88,505	\$88,505	\$0
5021 - RETIREMENT & SOCIAL SECURITY	\$17,377	\$20,052	\$20,052	\$16,997	\$23,520	\$23,520	\$0
5022 - PERS RETIREMENT	\$42,127	\$25,808	\$25,808	\$25,754	\$31,108	\$31,108	\$0
5024 - RETIREMENT-UNFUNDED LIAB	\$0	\$26,093	\$26,093	\$26,093	\$32,444	\$32,444	\$0
5031 - MEDICAL INSURANCE	\$38,140	\$52,610	\$52,610	\$37,080	\$71,552	\$71,552	\$0
5032 - DISABILITY INSURANCE	\$1,396	\$2,609	\$2,609	\$1,445	\$3,047	\$3,047	\$0
5042 - SICK LEAVE BUY OUT	\$2,812	\$1,916	\$2,597	\$2,597	\$2,500	\$2,500	\$0
SALARIES & BENEFITS	\$335,130	\$389,286	\$389,286	\$338,685	\$462,744	\$462,744	\$0
5112 - PERSONAL & SAFETY EQUIPMENT	\$1,232	\$1,570	\$1,570	\$1,032	\$1,570	\$1,570	\$0
5122 - CELL PHONES	\$744	\$2,305	\$2,305	\$1,515	\$1,297	\$1,297	\$0
5171 - MAINTENANCE OF EQUIPMENT	\$138	\$1,000	\$2,000	\$855	\$2,000	\$2,000	\$0
5173 - MAINTENANCE OF EQUIPMENT-MATER	\$6,934	\$5,000	\$5,000	\$5,536	\$5,000	\$5,000	\$0
5182 - MAINTENANCE OF GROUNDS	\$43,469	\$38,000	\$58,625	\$32,826	\$68,000	\$68,000	\$0
5199 - MAINT OF STRUCTURES-MATERIALS	\$6,252	\$24,000	\$14,000	\$5,269	\$31,800	\$31,800	\$0
5232 - OFFICE & OTHER EQUIP < \$5,000	\$25,581	\$27,250	\$27,250	\$22,625	\$38,900	\$38,900	\$0
5260 - HEALTH - EMPLOYEE PHYSICALS	\$0	\$0	\$1,600	\$730	\$2,050	\$2,050	\$0
5263 - ADVERTISING	\$125	\$500	\$500	\$180	\$500	\$500	\$0
5265 - PROFESSIONAL & SPECIAL SERVICE	\$72,905	\$89,105	\$142,386	\$122,462	\$113,751	\$113,751	\$0
5281 - RENTS & LEASES-EQUIPMENT	\$0	\$500	\$500	\$237	\$500	\$500	\$0
5291 - OFFICE, SPACE & SITE RENTAL	\$26,642	\$31,946	\$32,819	\$31,766	\$23,596	\$23,596	\$0
5301 - SMALL TOOLS & INSTRUMENTS	\$1,762	\$2,500	\$2,500	\$2,752	\$2,500	\$2,500	\$0
5311 - GENERAL OPERATING EXPENSE	\$95,164	\$72,970	\$72,970	\$78,052	\$84,590	\$84,590	\$0
5331 - TRAVEL EXPENSE	\$0	\$500	\$500	\$418	\$1,000	\$1,000	\$0
5351 - UTILITIES	\$43,834	\$60,852	\$55,852	\$44,796	\$49,152	\$49,152	\$0
SERVICES & SUPPLIES	\$324,786	\$357,998	\$420,377	\$351,057	\$426,206	\$426,206	\$0
5123 - TECH REFRESH EXPENSE	\$1,132	\$1,211	\$1,211	\$1,211	\$1,211	\$1,211	\$0
5128 - INTERNAL SHREDDING CHARGES	\$124	\$130	\$130	\$130	\$130	\$130	\$0
5129 - INTERNAL COPY CHARGES (NON-IS)	\$423	\$357	\$357	\$445	\$343	\$343	\$0

COUNTY OF INYO

BUD002A - BUDGET REQUESTS

RUNDATE: 06/30/2018 TODAY'S DATE: 08/09/2018

FOR FISCAL YEARS: 07/01/2016 - 06/30/19

	YTD ACTUALS 06/30/2017	BOARD APPROVED 06/30/2018	WORKING BUDGET 06/30/2018	YTD ACTUALS 06/30/2018	DEPT REQUESTED 06/30/2019	CAO RECOMM 06/30/2019	BOARD APPROVED 06/30/2019
5152 - WORKERS COMPENSATION	\$57,536	\$86,258	\$86,258	\$86,258	\$38,114	\$38,114	\$0
5155 - PUBLIC LIABILITY INSURANCE	\$2,356	\$2,649	\$2,649	\$2,649	\$2,851	\$2,851	\$0
5333 - MOTOR POOL	\$60,345	\$60,000	\$68,000	\$72,656	\$61,850	\$61,850	\$0
INTERNAL CHARGES	\$121,918	\$150,605	\$158,605	\$163,349	\$104,499	\$104,499	\$0
5539 - OTHER AGENCY CONTRIBUTIONS	\$0	\$35,000	\$35,000	\$8,028	\$25,000	\$25,000	\$0
OTHER CHARGES	\$0	\$35,000	\$35,000	\$8,028	\$25,000	\$25,000	\$0
5630 - LAND IMPROVEMENTS	\$0	\$0	\$10,000	\$9,228	\$3,000	\$3,000	\$0
5640 - STRUCTURES & IMPROVEMENTS	\$0	\$10,000	\$22,000	\$18,719	\$15,000	\$15,000	\$0
5650 - EQUIPMENT	\$5,561	\$16,000	\$26,395	\$25,211	\$17,000	\$17,000	\$0
5700 - CONSTRUCTION IN PROGRESS	\$0	\$30,000	\$8,105	\$3,726	\$30,000	\$30,000	\$0
FIXED ASSETS	\$5,561	\$56,000	\$66,500	\$56,886	\$65,000	\$65,000	\$0
TOTAL EXPENSES:	\$787,397	\$988,889	\$1,069,768	\$918,007	\$1,083,449	\$1,083,449	\$0
BUDGET UNIT: 076999 PARKS & RECREATION	(\$246,298)	(\$315,233)	(\$371,455)	(\$317,008)	(\$513,552)	(\$355,052)	\$0

PERSONNEL

010800

DEPARTMENTAL FUNCTIONS

The department coordinates the recruitment, testing and selection processes used to fill vacancies, or new positions created by the Board of Supervisors. The department also provides orientation and on-going services to all employees in the areas of benefits and personnel rules. The department maintains personnel files for all employees; endures integrity of position classification/salary schedule; conducts personnel investigations; advises departments on personnel disciplinary issues and serves as a liaison between employees and management.

MAJOR ACCOMPLISHMENTS IN FISCAL YEAR 2017-2018

- Completed contract negotiations with Inyo County Employees Association
- Completed contract negotiations with Law Enforcement Administrator Association
- Successfully hired two Department Heads

GOALS FOR FISCAL YEAR 2018-2019

- Implement Employee Engagement Process
- Prepare the equity update for the Board of Supervisors consideration
- Complete the ONE SOLUTION transition
- Continue to recruit and fill vacant positions
- Implement the Tuition Reimbursement Program

DEPARTMENTAL BUDGET REQUEST FOR FISCAL YEAR 2018-2019

The Department's Fiscal Year 2018-2019 Requested Budget represents an overall increase of \$266,007 in expenditures, and an increase of \$797 in revenues, when compared to the Fiscal Year 2017-2018 Board Approved Budget. As a result, the Requested Net County Cost is increased by \$265,210.

Personnel Costs increased by \$109,890 compared to the Fiscal Year 2017-2018 Board Approved Budget, due to COLA and a new 1/2 time Office Technician that is split with the Auditor's Office.

Revenues

4998 (OPERATING TRANSFERS IN) increased by \$797: Shared cost of custodian increase with Health and Human Services.

Personnel

The Department's Requested Budget represents no change in the number of fulltime equivalent (FTE) positions that are supported by this budget.

No changes are requested.

Services & Supplies

5232 (OFFICE & OTHER EQUIP < \$5,000) increased by \$5,000: additional equipment needed this fiscal year; **5263** (ADVERTISING) increased by \$2,000: Due to increase in vacant positions; **5265** (PROFESSIONAL & SPECIAL SERVICE) increased by \$149,800: Increased contract costs; **5311** (GENERAL OPERATING EXPENSE) decreased by \$2,000: Reduce operating expense to off set the increase in advertising; **5351** (UTILITIES) increased by \$200: Increase in landline in the Bishop offices.

Support & Care of Persons

(There are no changes in this object category from the previous fiscal year.)

Fixed Assets

(There are no changes in this object category from the previous fiscal year.)

FISCAL YEAR 2018-2019 REDUCTION IMPACTS TO BASE BUDGET

N/A

FISCAL YEAR 2018-2019 STATE/FEDERAL FUNDING SUMMARY

N/A

FISCAL YEAR 2018-2019 REGULATORY COMPLIANCE SUMMARY

N/A

MAJOR POLICY CONSIDERATIONS BEING REQUESTED

N/A

COUNTY OF INYO

BUD002A - BUDGET REQUESTS

RUNDATE: 06/30/2018 TODAY'S DATE: 08/09/2018

FOR FISCAL YEARS: 07/01/2016 - 06/30/19

	YTD ACTUALS 06/30/2017	BOARD APPROVED 06/30/2018	WORKING BUDGET 06/30/2018	YTD ACTUALS 06/30/2018	DEPT REQUESTED 06/30/2019	CAO RECOMM 06/30/2019	BOARD APPROVED 06/30/2019
BUDGET UNIT: 010800 PERSONNEL							
FUND: 0001 GENERAL FUND							
REVENUES:							
4827 - TRIAL COURT CHARGES	\$18,000	\$18,000	\$18,000	\$18,000	\$18,000	\$18,000	\$0
CHARGES FOR CURRENT SERVICES	\$18,000	\$18,000	\$18,000	\$18,000	\$18,000	\$18,000	\$0
4998 - OPERATING TRANSFERS IN	\$5,500	\$7,203	\$7,203	\$7,203	\$8,000	\$8,000	\$0
OTHER FINANCING SOURCES	\$5,500	\$7,203	\$7,203	\$7,203	\$8,000	\$8,000	\$0
4959 - MISCELLANEOUS REVENUE	\$1,892	\$0	\$0	\$195	\$0	\$0	\$0
4961 - REIMBURSED EXPENSES	\$141	\$0	\$0	\$0	\$0	\$0	\$0
OTHER REVENUE	\$2,033	\$0	\$0	\$195	\$0	\$0	\$0
TOTAL REVENUES:	\$25,533	\$25,203	\$25,203	\$25,398	\$26,000	\$26,000	\$0
EXPENSES:							
5001 - SALARIED EMPLOYEES	\$212,493	\$244,280	\$244,280	\$211,078	\$295,933	\$295,933	\$0
5003 - OVERTIME	\$58,329	\$1,599	\$1,599	\$0	\$5,000	\$5,000	\$0
5021 - RETIREMENT & SOCIAL SECURITY	\$17,227	\$19,636	\$19,636	\$16,664	\$23,808	\$23,808	\$0
5022 - PERS RETIREMENT	\$56,718	\$38,864	\$38,864	\$35,138	\$44,038	\$44,038	\$0
5024 - RETIREMENT-UNFUNDED LIAB	\$0	\$32,044	\$32,044	\$32,044	\$39,843	\$39,843	\$0
5031 - MEDICAL INSURANCE	\$15,112	\$26,651	\$26,651	\$16,347	\$38,717	\$38,717	\$0
5032 - DISABILITY INSURANCE	\$1,899	\$2,459	\$2,459	\$1,950	\$3,054	\$3,054	\$0
5034 - EDUCATION REIMBURSEMENT	\$0	\$10,000	\$10,000	\$0	\$10,000	\$10,000	\$0
5042 - SICK LEAVE BUY OUT	\$4,110	\$0	\$0	\$0	\$0	\$0	\$0
5043 - OTHER BENEFITS	\$10,841	\$10,800	\$10,800	\$10,301	\$35,830	\$35,830	\$0
SALARIES & BENEFITS	\$376,732	\$386,333	\$386,333	\$323,525	\$496,223	\$496,223	\$0
5232 - OFFICE & OTHER EQUIP < \$5,000	\$9,802	\$10,000	\$10,000	\$4,687	\$15,000	\$15,000	\$0
5263 - ADVERTISING	\$17,266	\$15,000	\$17,500	\$14,367	\$17,000	\$17,000	\$0
5265 - PROFESSIONAL & SPECIAL SERVICE	\$178,540	\$375,500	\$374,450	\$221,797	\$525,300	\$525,300	\$0
5291 - OFFICE, SPACE & SITE RENTAL	\$0	\$500	\$500	\$475	\$500	\$500	\$0
5311 - GENERAL OPERATING EXPENSE	\$6,399	\$28,400	\$28,400	\$8,593	\$26,400	\$26,400	\$0
5331 - TRAVEL EXPENSE	\$2,994	\$7,500	\$5,000	\$1,033	\$7,500	\$7,500	\$0
5351 - UTILITIES	\$1,178	\$1,200	\$1,200	\$1,203	\$1,400	\$1,400	\$0

COUNTY OF INYO

BUD002A - BUDGET REQUESTS

RUNDATE: 06/30/2018 TODAY'S DATE: 08/09/2018

FOR FISCAL YEARS: 07/01/2016 - 06/30/19

	YTD ACTUALS 06/30/2017	BOARD APPROVED 06/30/2018	WORKING BUDGET 06/30/2018	YTD ACTUALS 06/30/2018	DEPT REQUESTED 06/30/2019	CAO RECOMM 06/30/2019	BOARD APPROVED 06/30/2019
SERVICES & SUPPLIES	\$216,180	\$438,100	\$437,050	\$252,157	\$593,100	\$593,100	\$0
5123 - TECH REFRESH EXPENSE	\$0	\$1,336	\$1,336	\$1,336	\$2,060	\$2,060	\$0
5124 - EXTERNAL CHARGES	\$6,151	\$7,200	\$8,250	\$7,694	\$7,200	\$7,200	\$0
5128 - INTERNAL SHREDDING CHARGES	\$367	\$380	\$380	\$380	\$380	\$380	\$0
5129 - INTERNAL COPY CHARGES (NON-IS)	\$4,527	\$3,825	\$3,825	\$4,553	\$4,794	\$4,794	\$0
5152 - WORKERS COMPENSATION	\$3,047	\$3,582	\$3,582	\$3,582	\$3,048	\$3,048	\$0
5155 - PUBLIC LIABILITY INSURANCE	\$2,379	\$2,627	\$2,627	\$2,627	\$2,585	\$2,585	\$0
5333 - MOTOR POOL	\$47	\$1,000	\$1,000	\$0	\$1,000	\$1,000	\$0
INTERNAL CHARGES	\$16,519	\$19,950	\$21,000	\$20,173	\$21,067	\$21,067	\$0
5901 - CONTINGENCIES	\$0	\$304,717	\$304,717	\$0	\$304,717	\$304,717	\$0
RESERVES	\$0	\$304,717	\$304,717	\$0	\$304,717	\$304,717	\$0
TOTAL EXPENSES:	\$609,433	\$1,149,100	\$1,149,100	\$595,856	\$1,415,107	\$1,415,107	\$0
BUDGET UNIT: 010800 PERSONNEL	(\$583,899)	(\$1,123,897)	(\$1,123,897)	(\$570,458)	(\$1,389,107)	(\$1,389,107)	\$0

COUNTY OF INYO

BUD002A - BUDGET REQUESTS

RUNDATE: 06/30/2018 TODAY'S DATE: 08/09/2018

FOR FISCAL YEARS: 07/01/2016 - 06/30/19

	YTD ACTUALS 06/30/2017	BOARD APPROVED 06/30/2018	WORKING BUDGET 06/30/2018	YTD ACTUALS 06/30/2018	DEPT REQUESTED 06/30/2019	CAO RECOMM 06/30/2019	BOARD APPROVED 06/30/2019
BUDGET UNIT: 011807 PHONE SYSTEM REPLACEMENT							
FUND: 6999 COMPUTER SYSTEM FUND							
EXPENSES:							
5700 - CONSTRUCTION IN PROGRESS	\$0	\$0	\$0	\$0	\$0	\$350,000	\$0
FIXED ASSETS	\$0	\$0	\$0	\$0	\$0	\$350,000	\$0
TOTAL EXPENSES:	<u>\$0</u>	<u>\$0</u>	<u>\$0</u>	<u>\$0</u>	<u>\$0</u>	<u>\$350,000</u>	<u>\$0</u>
BUDGET UNIT: 011807 PHONE SYSTEM REPLACEMENT	\$0	\$0	\$0	\$0	\$0	(\$350,000)	\$0

PUBLIC DEFENDER

022600

DEPARTMENTAL FUNCTIONS

This budget is used to fund the County's costs for providing Public Defender (Indigent Defense) services. State law requires the County of Inyo to provide public defense services, and the County complies with this mandate by contracting with attorneys to provide the legal services required by law. Public defender costs include the costs of agreements with attorneys with whom the County contracts for public defender services, as well as the cost for out-of-contract attorney appointments made by the Superior Court, over which the County has no control. Other costs include Court-ordered witness fees, Court-ordered expert witness fees, Court-ordered doctor fees (including psychological evaluations), Court-ordered private investigation fees, drug testing fees, and miscellaneous expenses as ordered by the Courts.

MAJOR ACCOMPLISHMENTS IN FISCAL YEAR 2017-2018

- Negotiated a new MOU with the Courts for juvenile dependency legal services.

GOALS FOR FISCAL YEAR 2018-2019

- Continue the provision of mandated legal defense services.

DEPARTMENTAL BUDGET REQUEST FOR FISCAL YEAR 2018-2019

The Department's Fiscal Year 2018-2019 Requested Budget represents an overall increase of \$0 in expenditures, and an increase of \$0 in revenues, when compared to the Fiscal Year 2017-2018 Board Approved Budget. As a result, the Requested Net County Cost is increased by \$0.

Personnel Costs did not change compared to the Fiscal Year 2017-2018 Board Approved Budget.

Revenues

(There are no changes in this object category from the previous fiscal year.)

Personnel

The Department's Requested Budget represents no change in the number of fulltime equivalent (FTE) positions that are supported by this budget.

The administrative costs associated with the provision of Public Defender services are primarily absorbed by the CAO-General Budget, with assistance from County Counsel and the Auditor-Controller budgets.

Services & Supplies

5265 (PROFESSIONAL & SPECIAL SERVICE) increased by \$3,200: based on the historical averages in this line item; **5291** (OFFICE, SPACE & SITE RENTAL) decreased by \$3,000: no longer renting storage units for the public defenders.

Support & Care of Persons

(There are no changes in this object category from the previous fiscal year.)

Fixed Assets

(There are no changes in this object category from the previous fiscal year.)

FISCAL YEAR 2018-2019 REDUCTION IMPACTS TO BASE BUDGET

The County of Inyo is mandated to provide public defense services.

FISCAL YEAR 2018-2019 STATE/FEDERAL FUNDING SUMMARY

Not Applicable

FISCAL YEAR 2018-2019 REGULATORY COMPLIANCE SUMMARY

Not Applicable

MAJOR POLICY CONSIDERATIONS BEING REQUESTED

Your Board may be presented with options for developing and implementing a program to recoup some of the County's public defender expenses by aggressively pursuing reimbursement from persons utilizing public defender services.

COUNTY OF INYO

BUD002A - BUDGET REQUESTS

RUNDATE: 06/30/2018 TODAY'S DATE: 08/09/2018

FOR FISCAL YEARS: 07/01/2016 - 06/30/19

	YTD ACTUALS 06/30/2017	BOARD APPROVED 06/30/2018	WORKING BUDGET 06/30/2018	YTD ACTUALS 06/30/2018	DEPT REQUESTED 06/30/2019	CAO RECOMM 06/30/2019	BOARD APPROVED 06/30/2019
BUDGET UNIT: 022600 PUBLIC DEFENDER							
FUND: 0001 GENERAL FUND							
REVENUES:							
4485 - STATE - PUBLIC SAFETY SERVICES	\$141,198	\$125,000	\$125,000	\$152,363	\$125,000	\$125,000	\$0
AID FROM OTHER GOVT AGENCIES	\$141,198	\$125,000	\$125,000	\$152,363	\$125,000	\$125,000	\$0
4632 - PUBLIC DEFENDER FEES	\$7,229	\$5,500	\$5,500	\$6,914	\$5,500	\$5,500	\$0
4819 - SERVICES & FEES	\$0	\$0	\$0	\$24,899	\$0	\$0	\$0
4827 - TRIAL COURT CHARGES	\$100,000	\$45,000	\$45,000	\$25,000	\$45,000	\$45,000	\$0
CHARGES FOR CURRENT SERVICES	\$107,229	\$50,500	\$50,500	\$56,814	\$50,500	\$50,500	\$0
TOTAL REVENUES:	\$248,427	\$175,500	\$175,500	\$209,177	\$175,500	\$175,500	\$0
EXPENSES:							
5263 - ADVERTISING	\$0	\$500	\$500	\$0	\$500	\$500	\$0
5265 - PROFESSIONAL & SPECIAL SERVICE	\$741,482	\$825,100	\$825,100	\$683,334	\$828,300	\$828,300	\$0
5291 - OFFICE, SPACE & SITE RENTAL	\$2,208	\$3,000	\$3,000	\$1,472	\$0	\$0	\$0
SERVICES & SUPPLIES	\$743,690	\$828,600	\$828,600	\$684,806	\$828,800	\$828,800	\$0
5129 - INTERNAL COPY CHARGES (NON-IS)	\$26	\$300	\$300	\$70	\$100	\$100	\$0
INTERNAL CHARGES	\$26	\$300	\$300	\$70	\$100	\$100	\$0
TOTAL EXPENSES:	\$743,717	\$828,900	\$828,900	\$684,876	\$828,900	\$828,900	\$0
BUDGET UNIT: 022600 PUBLIC DEFENDER	(\$495,289)	(\$653,400)	(\$653,400)	(\$475,699)	(\$653,400)	(\$653,400)	\$0

PURCHASING REVOLVING 200300

DEPARTMENTAL FUNCTIONS

This budget is used to consolidate the purchase of office supplies and paper for the County departments. It is a revolving fund for purchasing.

MAJOR ACCOMPLISHMENTS IN FISCAL YEAR 2017-2018

- Continued to achieve the most favorable prices for the purchases of essential general office supplies.

GOALS FOR FISCAL YEAR 2018-2019

- Continue to achieve the most favorable prices available for the purchase of general office supplies.

DEPARTMENTAL BUDGET REQUEST FOR FISCAL YEAR 2018-2019

The Department's Fiscal Year 2018-2019 Requested Budget represents an overall increase of \$0 in expenditures, and an increase of \$0 in revenues, when compared to the Fiscal Year 2017-2018 Board Approved Budget. As a result, the Requested Net County Cost is increased by \$0.

Personnel Costs did not change compared to the Fiscal Year 2017-2018 Board Approved Budget.

Revenues

(There are no changes in this object category from the previous fiscal year.)

Personnel

The Department's Requested Budget represents no change in the number of fulltime equivalent (FTE) positions that are supported by this budget.

There are no personnel costs associated with this budget. The costs associated with administration of this budget are absorbed in the CAO - General Budget.

Services & Supplies

(There are no changes in this object category from the previous fiscal year.)

Support & Care of Persons

(There are no changes in this object category from the previous fiscal year.)

Fixed Assets

(There are no changes in this object category from the previous fiscal year.)

FISCAL YEAR 2018-2019 REDUCTION IMPACTS TO BASE BUDGET

Not Applicable

FISCAL YEAR 2018-2019 STATE/FEDERAL FUNDING SUMMARY

Not Applicable

FISCAL YEAR 2018-2019 REGULATORY COMPLIANCE SUMMARY

Not Applicable

MAJOR POLICY CONSIDERATIONS BEING REQUESTED

Not Applicable

COUNTY OF INYO

BUD002A - BUDGET REQUESTS

RUNDATE: 06/30/2018 TODAY'S DATE: 08/09/2018

FOR FISCAL YEARS: 07/01/2016 - 06/30/19

	YTD ACTUALS 06/30/2017	BOARD APPROVED 06/30/2018	WORKING BUDGET 06/30/2018	YTD ACTUALS 06/30/2018	DEPT REQUESTED 06/30/2019	CAO RECOMM 06/30/2019	BOARD APPROVED 06/30/2019
BUDGET UNIT: 200300 PURCHASING REVOLVING							
FUND: 2000 PURCHASING REVOLVING							
REVENUES:							
4825 - OTHER CURRENT CHARGES	\$154,550	\$175,000	\$175,000	\$173,173	\$175,000	\$175,000	\$0
CHARGES FOR CURRENT SERVICES	\$154,550	\$175,000	\$175,000	\$173,173	\$175,000	\$175,000	\$0
4961 - REIMBURSED EXPENSES	\$2,904	\$0	\$0	\$2,582	\$0	\$0	\$0
OTHER REVENUE	\$2,904	\$0	\$0	\$2,582	\$0	\$0	\$0
TOTAL REVENUES:	<u>\$157,455</u>	<u>\$175,000</u>	<u>\$175,000</u>	<u>\$175,756</u>	<u>\$175,000</u>	<u>\$175,000</u>	<u>\$0</u>
EXPENSES:							
5311 - GENERAL OPERATING EXPENSE	\$152,664	\$175,000	\$181,839	\$171,995	\$175,000	\$175,000	\$0
SERVICES & SUPPLIES	\$152,664	\$175,000	\$181,839	\$171,995	\$175,000	\$175,000	\$0
TOTAL EXPENSES:	<u>\$152,664</u>	<u>\$175,000</u>	<u>\$181,839</u>	<u>\$171,995</u>	<u>\$175,000</u>	<u>\$175,000</u>	<u>\$0</u>
BUDGET UNIT: 200300 PURCHASING REVOLVING	\$4,790	\$0	(\$6,839)	\$3,760	\$0	\$0	\$0

RECYCLING & WASTE MGMT

045700

DEPARTMENTAL FUNCTIONS

The County's solid waste disposal facilities and transfer stations are operated and maintained through Recycling and Waste Management (RWM). This unit finances the management of three landfills and eight transfer stations. It also provides for the continuing maintenance of three inactive landfills. Additionally, RWM staff provides oversight of state mandated waste diversion and recycling programs. The unit is managed by Administrative Services, a division of the County Administrator's Office, and is staffed by 13 full-time employees.

Currently operating landfills are located in the communities of Bishop, Independence, and Lone Pine. Transfer stations are located in Big Pine, Olancha, Keeler, Darwin, Homewood Canyon, Furnace Creek, Tecopa and Shoshone. The inactive landfills are located in Keeler, Tecopa and Shoshone and maintained according to state and federal guidelines.

MAJOR ACCOMPLISHMENTS IN FISCAL YEAR 2017-2018

- Implemented a weight based system for charging at the Bishop landfill.
- Partnered with the Fort Independence Indian community to provide further recycling opportunities.
- Replaced heavy equipment at Independence and Lone Pine to ensure quality standards for diesel equipment.
- Completed crushing of concrete stockpile.
- Entered into an agreement with Paradigm Co. for implementation of gatehouse software.

GOALS FOR FISCAL YEAR 2018-2019

- Activate and bring on line new gatehouse/scale software.
- Continue to expand recycling and diversion opportunities for county residences and businesses.
- Fully implement franchise agreements with local haulers.
- Renovate the gatehouse at Bishop and replace the gatehouse at Lone Pine Landfill.
- Begin planning and design for new concrete lined septage pond at Sunland landfill.

DEPARTMENTAL BUDGET REQUEST FOR FISCAL YEAR 2018-2019

The Department's Fiscal Year 2018-2019 Requested Budget represents an overall decrease of \$379,260 in expenditures, and an increase of \$116,000 in revenues, when compared to the Fiscal Year 2017-2018 Board Approved Budget. As a result, the Requested Net County Cost is decreased by \$495,260.

Personnel Costs increased by \$58,652 compared to the Fiscal Year 2017-2018 Board Approved Budget, due to reclassification of two positions and additional office staffing.

Revenues

4085 (TRANSACTION & USE TAX) increased by \$75,000: based on prior year actuals; **4185** (COMMERCIAL TRASH COLLECT PRMT) increased by \$15,000: based on prior year actuals; **4301** (INTEREST FROM TREASURY) increased by \$2,500: based on actuals; **4728** (SOLID WASTE FEES) increased by \$125,000: Based on prior year actuals; **4735** (SW FEES - BISHOP - SUNLAND) increased by \$60,000: reflecting rate increase last year; **4737** (SW FEES - INDEPENDENCE) increased by \$1,000: based on prior year actuals; **4738** (SW FEES - LONE PINE) increased by \$2,000: based on prior year actuals; **4751** (SEPTAGE POND FEES) increased by \$10,000: based on prior year actuals; **4819** (SERVICES & FEES) increased by \$500: based on prior year actuals; **4998** (OPERATING TRANSFERS IN) decreased by \$200,000: to be determined; **4911** (SALES OF FIXED ASSETS) increased by \$25,000: funds from selling off used equipment.

Personnel

The Department's Requested Budget represents an increase in the number of fulltime equivalent (FTE) positions that are supported by this budget.

Increase of 0.30 FTE

Services & Supplies

5122 (CELL PHONES) increased by \$2,356: added a phone; **5154** (UNEMPLOYMENT INSURANCE) increased by \$3,500: unemployment claim; **5175** (MAINTENANCE - FUEL & LUBRICANT) increased by \$47,000: increase of fuel costs and SB1 tax increase; **5177** (MAINTENANCE OF COMPUTER SYSTEM) decreased by \$8,350: one time purchase in previous year; **5182** (MAINTENANCE OF GROUNDS) increased by \$4,500: increase in number of proposed maintenance projects; **5199** (MAINT OF STRUCTURES-MATERIALS) increased by \$3,200: risk management compliance; **5232** (OFFICE & OTHER EQUIP < \$5,000) decreased by \$1,200: based on prior year actuals; **5260** (HEALTH - EMPLOYEE PHYSICALS) increased by \$250: new employees; **5263** (ADVERTISING) increased by \$1,000: recycling and illegal dumping ads; **5265** (PROFESSIONAL & SPECIAL SERVICE) increased by \$23,837: increase in contracts; **5291** (OFFICE, SPACE & SITE RENTAL) increased by \$17,637: new LADWP lease increase; **5301** (SMALL TOOLS & INSTRUMENTS) decreased by \$1,750: based on prior year actuals; **5311** (GENERAL OPERATING EXPENSE) decreased by \$6,450: based on prior year actuals; **5331** (TRAVEL EXPENSE) increased by \$12,000: increase in training and Cal-Recycle meetings in Sacramento; **5351** (UTILITIES) decreased by \$1,000: based on prior year actuals.

Support & Care of Persons

(There are no changes in this object category from the previous fiscal year.)

Fixed Assets

5620 (INFRASTRUCTURE) increased by \$25,000: addition of septage pond project; **5650** (EQUIPMENT) decreased by \$455,000: heavy equipment not being purchased this year.

FISCAL YEAR 2018-2019 REDUCTION IMPACTS TO BASE BUDGET

A mechanic garage/workshop is needed at the Bishop-Sunland Landfill. The current mechanic's workshop at the Bishop-Sunland Landfill is too small to get a piece of heavy equipment or vehicle inside. It is currently just large enough to house and protect tools. An appropriately sized mechanic workshop would allow the IWM Mechanics and Operators to perform repairs indoors, instead of outdoors in the elements.

FISCAL YEAR 2018-2019 STATE/FEDERAL FUNDING SUMMARY

None

FISCAL YEAR 2018-2019 REGULATORY COMPLIANCE SUMMARY

A significant portion of the Recycling and Waste Management budget goes towards meeting state regulations. Hard costs include payment of fees to CalRecycle as well as the State Board of Equalization. These fees are computed based on the amount of waste received and the types of operations that are permitted. Many of the practices at the landfill are dictated by regulations. There are also several landfill gas extraction wells which were required by regulatory agencies. Funds to comply with the regulations are incorporated into the disposal fees and permit fees.

MAJOR POLICY CONSIDERATIONS BEING REQUESTED

None

COUNTY OF INYO

BUD002A - BUDGET REQUESTS

RUNDATE: 06/30/2018 TODAY'S DATE: 08/09/2018

FOR FISCAL YEARS: 07/01/2016 - 06/30/19

	YTD ACTUALS 06/30/2017	BOARD APPROVED 06/30/2018	WORKING BUDGET 06/30/2018	YTD ACTUALS 06/30/2018	DEPT REQUESTED 06/30/2019	CAO RECOMM 06/30/2019	BOARD APPROVED 06/30/2019
BUDGET UNIT: 045700 RECYCLING & WASTE MGMT							
FUND: 0020 RECYCLING & WASTE MGMT							
REVENUES:							
4085 - TRANSACTION & USE TAX	\$1,493,294	\$1,350,000	\$1,350,000	\$1,471,191	\$1,425,000	\$1,425,000	\$0
TAXES - SALES	\$1,493,294	\$1,350,000	\$1,350,000	\$1,471,191	\$1,425,000	\$1,425,000	\$0
4185 - COMMERCIAL TRASH COLLECT PRMT	\$348,189	\$400,000	\$400,000	\$424,281	\$415,000	\$415,000	\$0
LICENSES & PERMITS	\$348,189	\$400,000	\$400,000	\$424,281	\$415,000	\$415,000	\$0
4301 - INTEREST FROM TREASURY	\$9,776	\$7,500	\$7,500	\$10,075	\$10,000	\$10,000	\$0
4311 - RENTS	\$4,381	\$4,380	\$4,380	\$3,730	\$4,380	\$4,380	\$0
REV USE OF MONEY & PROPERTY	\$14,157	\$11,880	\$11,880	\$13,805	\$14,380	\$14,380	\$0
4499 - STATE OTHER	\$17,758	\$15,000	\$15,000	\$15,000	\$15,000	\$15,000	\$0
AID FROM OTHER GOVT AGENCIES	\$17,758	\$15,000	\$15,000	\$15,000	\$15,000	\$15,000	\$0
4728 - SOLID WASTE FEES	\$684,269	\$1,000,000	\$1,000,000	\$1,138,079	\$1,125,000	\$1,125,000	\$0
4735 - SW FEES - BISHOP - SUNLAND	\$121,406	\$110,000	\$110,000	\$174,436	\$170,000	\$170,000	\$0
4736 - SW FEES - BIG PINE TRANSFER	\$10,387	\$10,000	\$10,000	\$10,202	\$10,000	\$10,000	\$0
4737 - SW FEES - INDEPENDENCE	\$12,024	\$12,000	\$12,000	\$13,872	\$13,000	\$13,000	\$0
4738 - SW FEES - LONE PINE	\$23,271	\$27,000	\$27,000	\$29,037	\$29,000	\$29,000	\$0
4751 - SEPTAGE POND FEES	\$44,275	\$30,000	\$30,000	\$42,899	\$40,000	\$40,000	\$0
4819 - SERVICES & FEES	\$15,991	\$13,000	\$13,000	\$14,325	\$13,500	\$13,500	\$0
4828 - INTERNAL SHREDDING REVENUE	\$12,873	\$13,450	\$13,450	\$13,403	\$13,450	\$13,450	\$0
CHARGES FOR CURRENT SERVICES	\$924,496	\$1,215,450	\$1,215,450	\$1,436,253	\$1,413,950	\$1,413,950	\$0
4998 - OPERATING TRANSFERS IN	\$200,000	\$200,000	\$200,000	\$200,000	\$0	\$0	\$0
OTHER FINANCING SOURCES	\$200,000	\$200,000	\$200,000	\$200,000	\$0	\$0	\$0
4911 - SALES OF FIXED ASSETS	\$0	\$0	\$0	\$0	\$25,000	\$25,000	\$0
4999 - PRIOR YEARS REIMBURSEMENTS	\$742	\$0	\$0	\$1,517	\$0	\$0	\$0
OTHER REVENUE	\$742	\$0	\$0	\$1,517	\$25,000	\$25,000	\$0
TOTAL REVENUES:	\$2,998,637	\$3,192,330	\$3,192,330	\$3,562,050	\$3,308,330	\$3,308,330	\$0
EXPENSES:							
5001 - SALARIED EMPLOYEES	\$545,792	\$595,432	\$579,732	\$524,177	\$613,351	\$613,351	\$0

COUNTY OF INYO

BUD002A - BUDGET REQUESTS

RUNDATE: 06/30/2018 TODAY'S DATE: 08/09/2018

FOR FISCAL YEARS: 07/01/2016 - 06/30/19

	YTD ACTUALS 06/30/2017	BOARD APPROVED 06/30/2018	WORKING BUDGET 06/30/2018	YTD ACTUALS 06/30/2018	DEPT REQUESTED 06/30/2019	CAO RECOMM 06/30/2019	BOARD APPROVED 06/30/2019
5003 - OVERTIME	\$10,781	\$9,544	\$16,750	\$13,039	\$8,730	\$8,730	\$0
5005 - HOLIDAY OVERTIME	\$2,511	\$3,123	\$3,123	\$2,258	\$3,116	\$3,116	\$0
5012 - PART TIME EMPLOYEES	\$0	\$0	\$0	\$2,135	\$0	\$0	\$0
5021 - RETIREMENT & SOCIAL SECURITY	\$43,373	\$48,178	\$48,178	\$41,821	\$49,739	\$49,739	\$0
5022 - PERS RETIREMENT	\$131,950	\$76,243	\$76,243	\$72,403	\$85,845	\$85,845	\$0
5024 - RETIREMENT-UNFUNDED LIAB	\$0	\$109,408	\$109,408	\$109,408	\$136,036	\$136,036	\$0
5025 - RETIREE HEALTH BENEFITS	\$85,673	\$95,472	\$95,472	\$88,550	\$90,070	\$90,070	\$0
5031 - MEDICAL INSURANCE	\$101,780	\$121,937	\$121,937	\$108,671	\$134,027	\$134,027	\$0
5032 - DISABILITY INSURANCE	\$4,900	\$6,074	\$6,074	\$4,964	\$6,445	\$6,445	\$0
5042 - SICK LEAVE BUY OUT	\$3,287	\$7,282	\$7,282	\$1,752	\$1,780	\$1,780	\$0
5043 - OTHER BENEFITS	\$23,900	\$14,400	\$30,100	\$23,019	\$16,606	\$16,606	\$0
SALARIES & BENEFITS	\$953,951	\$1,087,093	\$1,094,299	\$992,204	\$1,145,745	\$1,145,745	\$0
5112 - PERSONAL & SAFETY EQUIPMENT	\$1,940	\$1,800	\$3,500	\$2,325	\$1,800	\$1,800	\$0
5122 - CELL PHONES	\$518	\$468	\$543	\$521	\$2,824	\$2,824	\$0
5154 - UNEMPLOYMENT INSURANCE	\$1,761	\$0	\$1,000	\$857	\$3,500	\$3,500	\$0
5158 - INSURANCE PREMIUM	\$33,491	\$34,000	\$34,000	\$32,580	\$34,000	\$34,000	\$0
5171 - MAINTENANCE OF EQUIPMENT	\$6,115	\$10,500	\$11,951	\$7,925	\$10,500	\$10,500	\$0
5173 - MAINTENANCE OF EQUIPMENT-MATER	\$93,098	\$70,000	\$85,471	\$60,438	\$70,000	\$70,000	\$0
5175 - MAINTENANCE - FUEL & LUBRICANT	\$82,026	\$77,000	\$120,000	\$100,115	\$124,000	\$124,000	\$0
5177 - MAINTENANCE OF COMPUTER SYSTEM	\$0	\$25,000	\$25,000	\$10,100	\$16,650	\$16,650	\$0
5182 - MAINTENANCE OF GROUNDS	\$0	\$0	\$0	\$0	\$4,500	\$4,500	\$0
5199 - MAINT OF STRUCTURES-MATERIALS	\$175	\$300	\$300	\$206	\$3,500	\$3,500	\$0
5232 - OFFICE & OTHER EQUIP < \$5,000	\$5,962	\$17,500	\$15,425	\$3,770	\$16,300	\$16,300	\$0
5260 - HEALTH - EMPLOYEE PHYSICALS	\$1,047	\$600	\$600	\$572	\$850	\$850	\$0
5263 - ADVERTISING	\$2,373	\$2,500	\$2,500	\$2,027	\$3,500	\$3,500	\$0
5265 - PROFESSIONAL & SPECIAL SERVICE	\$646,286	\$783,853	\$984,024	\$636,730	\$807,690	\$817,690	\$0
5281 - RENTS & LEASES-EQUIPMENT	\$1,599	\$950	\$950	\$450	\$950	\$950	\$0
5291 - OFFICE, SPACE & SITE RENTAL	\$6,910	\$7,000	\$8,956	\$8,955	\$24,637	\$24,637	\$0
5301 - SMALL TOOLS & INSTRUMENTS	\$2,211	\$3,750	\$3,750	\$649	\$2,000	\$2,000	\$0
5311 - GENERAL OPERATING EXPENSE	\$154,469	\$164,600	\$164,600	\$139,224	\$158,150	\$158,150	\$0
5322 - NON OPERATING	\$112,723	\$130,000	\$130,000	\$0	\$130,000	\$130,000	\$0
5331 - TRAVEL EXPENSE	\$0	\$3,500	\$8,202	\$7,343	\$15,500	\$15,500	\$0
5351 - UTILITIES	\$9,731	\$15,280	\$15,280	\$10,791	\$14,280	\$14,280	\$0
SERVICES & SUPPLIES	\$1,162,441	\$1,348,601	\$1,616,052	\$1,025,586	\$1,445,131	\$1,455,131	\$0

COUNTY OF INYO

BUD002A - BUDGET REQUESTS

RUNDATE: 06/30/2018 TODAY'S DATE: 08/09/2018

FOR FISCAL YEARS: 07/01/2016 - 06/30/19

	YTD ACTUALS 06/30/2017	BOARD APPROVED 06/30/2018	WORKING BUDGET 06/30/2018	YTD ACTUALS 06/30/2018	DEPT REQUESTED 06/30/2019	CAO RECOMM 06/30/2019	BOARD APPROVED 06/30/2019
5123 - TECH REFRESH EXPENSE	\$1,182	\$668	\$668	\$668	\$687	\$687	\$0
5124 - EXTERNAL CHARGES	\$24,429	\$25,209	\$25,209	\$19,576	\$25,922	\$25,922	\$0
5128 - INTERNAL SHREDDING CHARGES	\$126	\$130	\$130	\$130	\$130	\$130	\$0
5129 - INTERNAL COPY CHARGES (NON-IS)	\$1,471	\$1,086	\$1,086	\$861	\$1,209	\$1,209	\$0
5152 - WORKERS COMPENSATION	\$24,169	\$33,379	\$33,379	\$33,378	\$23,363	\$23,363	\$0
5155 - PUBLIC LIABILITY INSURANCE	\$73,006	\$79,414	\$79,414	\$79,413	\$41,364	\$41,364	\$0
5315 - COUNTY COST PLAN	\$123,944	\$98,579	\$98,579	\$98,579	\$65,609	\$65,609	\$0
5333 - MOTOR POOL	\$12,618	\$15,600	\$14,600	\$8,683	\$5,200	\$5,200	\$0
INTERNAL CHARGES	\$260,948	\$254,065	\$253,065	\$241,291	\$163,484	\$163,484	\$0
5561 - PRINCIPAL ON NOTES PAYABLE	\$129,675	\$125,208	\$125,208	\$28,681	\$123,472	\$228,778	\$0
DEBT SERVICE PRINCIPAL	\$129,675	\$125,208	\$125,208	\$28,681	\$123,472	\$228,778	\$0
5553 - INTEREST ON NOTES	\$19,912	\$21,365	\$21,365	\$6,375	\$9,240	\$9,240	\$0
DEBT SERVICE INTEREST	\$19,912	\$21,365	\$21,365	\$6,375	\$9,240	\$9,240	\$0
5600 - LAND	\$0	\$522,000	\$522,000	\$0	\$522,000	\$522,000	\$0
5620 - INFRASTRUCTURE	\$0	\$80,000	\$80,000	\$0	\$105,000	\$173,552	\$0
5650 - EQUIPMENT	\$0	\$476,000	\$421,992	\$262,378	\$21,000	\$21,000	\$0
FIXED ASSETS	\$0	\$1,078,000	\$1,023,992	\$262,378	\$648,000	\$716,552	\$0
5901 - CONTINGENCIES	\$0	\$0	\$0	\$0	\$0	\$376,694	\$0
RESERVES	\$0	\$0	\$0	\$0	\$0	\$376,694	\$0
TOTAL EXPENSES:	\$2,526,928	\$3,914,332	\$4,133,981	\$2,556,518	\$3,535,072	\$4,095,624	\$0
BUDGET UNIT: 045700 RECYCLING & WASTE MGMT	\$471,708	(\$722,002)	(\$941,651)	\$1,005,532	(\$226,742)	(\$787,294)	\$0

RISK MANAGEMENT

010900

DEPARTMENTAL FUNCTIONS

Risk Management administers the Liability, Workers' Compensation, Medical Malpractice, and Property Insurance budgets and programs. As the ADA Coordinator, the Risk Manager is responsible for the Interactive process, reasonable accommodation issues, and the ADA Grievance Procedure. The Risk Manager sits on the Quality Assurance Committee for correctional care issues, the Health & Safety Committee for employee safety issues, the ADA Task Force for disability access issues, the Threat Assessment Team for violence in the workplace issues, and the Board of Directors for the CSAC Excess Insurance Authority. The Risk Manager coordinates with outside legal counsel in defense of liability and workers' compensation litigation.

MAJOR ACCOMPLISHMENTS IN FISCAL YEAR 2017-2018

- Investigated, rejected, and settled liability and workers' compensation claims and assisted outside legal counsel with litigation.
- Continued to sit on the Board of Directors for the CSAC Excess Insurance Authority.
- Worked with the Health & Safety Committee, Subcommittee for Healthcare Workers, and Threat Assessment Team in development of an amended Violence in the Workplace Program.
- Worked with the ADA Task Force to address accessibility issues for the disabled.
- Worked with Departments and outside legal counsel on litigated liability and workers' compensation claims.

GOALS FOR FISCAL YEAR 2018-2019

- Continue to manage liability exposures to the County.
- Continue to review, update and develop policies.
- Continue to work with County Counsel and outside legal counsel on liability and workers' compensation litigation.
- Continue to sit on the Board of Directors for the CSAC Excess Insurance Authority.

DEPARTMENTAL BUDGET REQUEST FOR FISCAL YEAR 2018-2019

The Department's Fiscal Year 2018-2019 Requested Budget represents an overall increase of \$40,048 in expenditures, and an increase of \$40,048 in revenues, when compared to the Fiscal Year 2017-2018 Board Approved Budget. As a result, the Requested Net County Cost is increased by \$0.

Personnel Costs increased by \$39,278 compared to the Fiscal Year 2017-2018 Board Approved Budget, due to Legal counsel contract being moved into Risk Management Budget.

Revenues

4822 (INTRA COUNTY INSURANCE ADMIN) increased by \$9,680: Higher administrative costs;
4998 (OPERATING TRANSFERS IN) increased by \$30,368: Legal counsel contract.

Personnel

The Department's Requested Budget represents no change in the number of fulltime equivalent (FTE) positions that are supported by this budget.

No change in full time equivalent.

Services & Supplies

5122 (CELL PHONES) increased by \$0: No change; **5232** (OFFICE & OTHER EQUIP < \$5,000) increased by \$2,000: Increase in equipment cost; **5265** (PROFESSIONAL & SPECIAL SERVICE) increased by \$0: No change; **5291** (OFFICE, SPACE & SITE RENTAL) increased by \$0: No change; **5311** (GENERAL OPERATING EXPENSE) decreased by \$99: Increase in estimated costs for printer; **5331** (TRAVEL EXPENSE) decreased by \$22: Decrease in estimated cost; **5351** (UTILITIES) increased by \$0: No change.

Support & Care of Persons

(There are no changes in this object category from the previous fiscal year.)

Fixed Assets

(There are no changes in this object category from the previous fiscal year.)

FISCAL YEAR 2018-2019 REDUCTION IMPACTS TO BASE BUDGET

N/A

FISCAL YEAR 2018-2019 STATE/FEDERAL FUNDING SUMMARY

N/A

FISCAL YEAR 2018-2019 REGULATORY COMPLIANCE SUMMARY

N/A

MAJOR POLICY CONSIDERATIONS BEING REQUESTED

N/A

COUNTY OF INYO

BUD002A - BUDGET REQUESTS

RUNDATE: 06/30/2018 TODAY'S DATE: 08/09/2018

FOR FISCAL YEARS: 07/01/2016 - 06/30/19

	YTD ACTUALS 06/30/2017	BOARD APPROVED 06/30/2018	WORKING BUDGET 06/30/2018	YTD ACTUALS 06/30/2018	DEPT REQUESTED 06/30/2019	CAO RECOMM 06/30/2019	BOARD APPROVED 06/30/2019
BUDGET UNIT: 010900 RISK MANAGEMENT							
FUND: 0001 GENERAL FUND							
REVENUES:							
4822 - INTRA COUNTY INSURANCE ADMIN	\$221,355	\$229,602	\$229,602	\$229,601	\$239,282	\$239,282	\$0
CHARGES FOR CURRENT SERVICES	\$221,355	\$229,602	\$229,602	\$229,601	\$239,282	\$239,282	\$0
4998 - OPERATING TRANSFERS IN	\$0	\$0	\$48,763	\$3,791	\$30,368	\$30,368	\$0
OTHER FINANCING SOURCES	\$0	\$0	\$48,763	\$3,791	\$30,368	\$30,368	\$0
TOTAL REVENUES:	\$221,355	\$229,602	\$278,365	\$233,392	\$269,650	\$269,650	\$0
EXPENSES:							
5001 - SALARIED EMPLOYEES	\$142,209	\$144,391	\$144,391	\$137,717	\$148,072	\$148,072	\$0
5012 - PART TIME EMPLOYEES	\$0	\$0	\$44,880	\$8,823	\$27,923	\$27,923	\$0
5021 - RETIREMENT & SOCIAL SECURITY	\$11,201	\$11,321	\$14,755	\$11,323	\$13,879	\$13,879	\$0
5022 - PERS RETIREMENT	\$37,965	\$24,216	\$24,216	\$23,094	\$24,799	\$24,799	\$0
5024 - RETIREMENT-UNFUNDED LIAB	\$0	\$13,733	\$13,733	\$13,733	\$17,075	\$17,075	\$0
5031 - MEDICAL INSURANCE	\$14,266	\$14,083	\$14,083	\$14,518	\$14,910	\$14,910	\$0
5032 - DISABILITY INSURANCE	\$1,273	\$1,444	\$1,893	\$1,275	\$1,798	\$1,798	\$0
5042 - SICK LEAVE BUY OUT	\$2,717	\$0	\$0	\$0	\$0	\$0	\$0
5043 - OTHER BENEFITS	\$3,614	\$3,600	\$3,600	\$3,434	\$3,610	\$3,610	\$0
SALARIES & BENEFITS	\$213,248	\$212,788	\$261,551	\$213,920	\$252,066	\$252,066	\$0
5122 - CELL PHONES	\$361	\$600	\$600	\$348	\$600	\$600	\$0
5232 - OFFICE & OTHER EQUIP < \$5,000	\$0	\$500	\$500	\$0	\$2,500	\$2,500	\$0
5265 - PROFESSIONAL & SPECIAL SERVICE	\$79	\$500	\$500	\$0	\$500	\$500	\$0
5291 - OFFICE, SPACE & SITE RENTAL	\$960	\$1,300	\$960	\$960	\$1,300	\$1,300	\$0
5311 - GENERAL OPERATING EXPENSE	\$1,219	\$2,426	\$2,426	\$1,735	\$2,327	\$2,327	\$0
5331 - TRAVEL EXPENSE	\$0	\$522	\$522	\$0	\$500	\$500	\$0
5351 - UTILITIES	\$643	\$900	\$900	\$672	\$900	\$900	\$0
SERVICES & SUPPLIES	\$3,263	\$6,748	\$6,408	\$3,716	\$8,627	\$8,627	\$0
5123 - TECH REFRESH EXPENSE	\$0	\$3,944	\$3,944	\$3,944	\$2,746	\$2,746	\$0
5128 - INTERNAL SHREDDING CHARGES	\$124	\$130	\$130	\$130	\$130	\$130	\$0
5129 - INTERNAL COPY CHARGES (NON-IS)	\$275	\$135	\$475	\$227	\$284	\$284	\$0
5152 - WORKERS COMPENSATION	\$2,047	\$2,398	\$2,398	\$2,397	\$2,217	\$2,217	\$0

COUNTY OF INYO

BUD002A - BUDGET REQUESTS

RUNDATE: 06/30/2018 TODAY'S DATE: 08/09/2018

FOR FISCAL YEARS: 07/01/2016 - 06/30/19

	YTD ACTUALS 06/30/2017	BOARD APPROVED 06/30/2018	WORKING BUDGET 06/30/2018	YTD ACTUALS 06/30/2018	DEPT REQUESTED 06/30/2019	CAO RECOMM 06/30/2019	BOARD APPROVED 06/30/2019
5155 - PUBLIC LIABILITY INSURANCE	\$1,597	\$1,759	\$1,759	\$1,759	\$1,880	\$1,880	\$0
5333 - MOTOR POOL	\$798	\$1,700	\$1,700	\$1,150	\$1,700	\$1,700	\$0
INTERNAL CHARGES	\$4,843	\$10,066	\$10,406	\$9,608	\$8,957	\$8,957	\$0
TOTAL EXPENSES:	<u>\$221,355</u>	<u>\$229,602</u>	<u>\$278,365</u>	<u>\$227,245</u>	<u>\$269,650</u>	<u>\$269,650</u>	<u>\$0</u>
BUDGET UNIT: 010900 RISK MANAGEMENT	(\$0)	\$0	\$0	\$6,147	\$0	\$0	\$0

TECOPA LAGOON PHASE 2

643111

DEPARTMENTAL FUNCTIONS

This budget unit was established to provide for the repair of the Tecopa Park Sewage Lagoon. This construction project was funded from the Resources Bond Act Per Capita State Grant Program (Proposition 40) in the amount of \$1,040,245. Although the project has been completed, this budget unit (and funding that has not been disbursed) is being kept active pending the resolution of the outstanding contractor issues.

MAJOR ACCOMPLISHMENTS IN FISCAL YEAR 2017-2018

- Continued monitoring of site.

GOALS FOR FISCAL YEAR 2018-2019

- Resolve outstanding issues with contractor and evaluate any additional repairs that may be necessary.

DEPARTMENTAL BUDGET REQUEST FOR FISCAL YEAR 2018-2019

The Department's Fiscal Year 2018-2019 Requested Budget represents an overall decrease of \$4,673 in expenditures, and an increase of \$0 in revenues, when compared to the Fiscal Year 2017-2018 Board Approved Budget. As a result, the Requested Net County Cost is decreased by \$4,673.

Personnel Costs did not change compared to the Fiscal Year 2017-2018 Board Approved Budget.

Revenues

(There are no changes in this object category from the previous fiscal year.)

Personnel

The Department's Requested Budget represents no change in the number of fulltime equivalent (FTE) positions that are supported by this budget.

None

Services & Supplies

5331 (TRAVEL EXPENSE) decreased by \$1,000: based on prior year actuals.

Support & Care of Persons

(There are no changes in this object category from the previous fiscal year.)

Fixed Assets

5700 (CONSTRUCTION IN PROGRESS) decreased by \$3,673: based on prior year actuals.

FISCAL YEAR 2018-2019 REDUCTION IMPACTS TO BASE BUDGET

None

FISCAL YEAR 2018-2019 STATE/FEDERAL FUNDING SUMMARY

None

FISCAL YEAR 2018-2019 REGULATORY COMPLIANCE SUMMARY

None

MAJOR POLICY CONSIDERATIONS BEING REQUESTED

None

COUNTY OF INYO

BUD002A - BUDGET REQUESTS

RUNDATE: 06/30/2018 TODAY'S DATE: 08/09/2018

FOR FISCAL YEARS: 07/01/2016 - 06/30/19

	YTD ACTUALS 06/30/2017	BOARD APPROVED 06/30/2018	WORKING BUDGET 06/30/2018	YTD ACTUALS 06/30/2018	DEPT REQUESTED 06/30/2019	CAO RECOMM 06/30/2019	BOARD APPROVED 06/30/2019
BUDGET UNIT: 643111 TECOPA LAGOON PHASE 2							
FUND: 6760 TECOPA LAGOON PROJECT							
REVENUES:							
TOTAL REVENUES:	\$0	\$0	\$0	\$0	\$0	\$0	\$0
EXPENSES:							
5265 - PROFESSIONAL & SPECIAL SERVICE	\$0	\$20,000	\$20,000	\$1,306	\$20,000	\$20,000	\$0
5331 - TRAVEL EXPENSE	\$0	\$2,000	\$2,000	\$0	\$1,000	\$1,000	\$0
SERVICES & SUPPLIES	\$0	\$22,000	\$22,000	\$1,306	\$21,000	\$21,000	\$0
5700 - CONSTRUCTION IN PROGRESS	\$0	\$253,673	\$253,673	\$0	\$250,000	\$250,000	\$0
FIXED ASSETS	\$0	\$253,673	\$253,673	\$0	\$250,000	\$250,000	\$0
TOTAL EXPENSES:	\$0	\$275,673	\$275,673	\$1,306	\$271,000	\$271,000	\$0
BUDGET UNIT: 643111 TECOPA LAGOON PHASE 2	\$0	(\$275,673)	(\$275,673)	(\$1,306)	(\$271,000)	(\$271,000)	\$0

WORKERS COMPENSATION TRUST

500902

DEPARTMENTAL FUNCTIONS

Administered by Risk Management, this budget reflects costs for the County's Workers' Compensation program. Costs include insurance premiums and professional services. The Risk Manager assists injured employees and works with Departments to temporarily or permanently accommodate injured employees. The Risk Manager is responsible for coordinating benefits for injured employees with the Third Party Administrator and Excess Insurance Authority. The Risk Manager coordinates with outside legal counsel in the defense of litigated claims.

MAJOR ACCOMPLISHMENTS IN FISCAL YEAR 2017-2018

- Assisted injured employees to understand and access workers' compensation benefits.
- Conducted the interactive process to get injured employees back to modified duty and then full duty.
- Coordinated with the Third Party Administrator and outside attorney on accepted and litigated claims.
- Conducted investigations.
- Reviewed and modified the Injury and Illness Prevention Plan and Exposure Control Plan.

GOALS FOR FISCAL YEAR 2018-2019

- Manage claims in a cost effective manner.
- Assist in developing and assigning appropriate safety training.
- Modify and develop policies to address workplace safety issues.
- Work with outside attorney and Third Party Administrator on litigated claims.
- Continue to oversee the interactive process.

DEPARTMENTAL BUDGET REQUEST FOR FISCAL YEAR 2018-2019

The Department's Fiscal Year 2018-2019 Requested Budget represents an overall decrease of \$53,337 in expenditures, and a decrease of \$183,389 in revenues, when compared to the Fiscal Year 2017-2018 Board Approved Budget. As a result, the Requested Net County Cost is increased by \$130,052.

Personnel Costs did not change compared to the Fiscal Year 2017-2018 Board Approved Budget.

Revenues

4676 (RESTITUTION) increased by \$1,000: Employee ordered by Court to pay restitution for fraudulent Claim has increased monthly payments; **4822** (INTRA COUNTY INSURANCE ADMIN) decreased by \$184,389: Premium decrease and reserve decrease.

Personnel

The Department's Requested Budget represents no change in the number of fulltime equivalent (FTE) positions that are supported by this budget.

No change.

Services & Supplies

5158 (INSURANCE PREMIUM) decreased by \$87,400: The EIA insurance premiums decreased; **5199** (MAINT OF STRUCTURES-MATERIALS) increased by \$30,000: Costs for security enhancements at County offices per the Site Security Assessment conducted by Bob May in February 2018; **5265** (PROFESSIONAL & SPECIAL SERVICE) increased by \$3,630: Administrative costs for Risk Management increased; **5311** (GENERAL OPERATING EXPENSE) increased by \$433: Estimate of restitution from fraudulent workers' compensation claim increased; **5331** (TRAVEL EXPENSE) increased by \$250: Costs to travel for depositions.

Support & Care of Persons

(There are no changes in this object category from the previous fiscal year.)

Fixed Assets

(There are no changes in this object category from the previous fiscal year.)

FISCAL YEAR 2018-2019 REDUCTION IMPACTS TO BASE BUDGET

N/A

FISCAL YEAR 2018-2019 STATE/FEDERAL FUNDING SUMMARY

N/A

FISCAL YEAR 2018-2019 REGULATORY COMPLIANCE SUMMARY

N/A

MAJOR POLICY CONSIDERATIONS BEING REQUESTED

N/A

COUNTY OF INYO

BUD002A - BUDGET REQUESTS

RUNDATE: 06/30/2018 TODAY'S DATE: 08/09/2018

FOR FISCAL YEARS: 07/01/2016 - 06/30/19

	YTD ACTUALS 06/30/2017	BOARD APPROVED 06/30/2018	WORKING BUDGET 06/30/2018	YTD ACTUALS 06/30/2018	DEPT REQUESTED 06/30/2019	CAO RECOMM 06/30/2019	BOARD APPROVED 06/30/2019
BUDGET UNIT: 500902 WORKERS COMPENSATION TRUST							
FUND: 5700 WORKERS COMPENSATION TRUST							
REVENUES:							
4676 - RESTITUTION	\$360	\$0	\$1,000	\$1,000	\$1,000	\$1,000	\$0
4822 - INTRA COUNTY INSURANCE ADMIN CHARGES FOR CURRENT SERVICES	\$881,428	\$1,091,918	\$1,091,918	\$1,091,890	\$907,529	\$907,529	\$0
	\$881,788	\$1,091,918	\$1,092,918	\$1,092,890	\$908,529	\$908,529	\$0
TOTAL REVENUES:	\$881,788	\$1,091,918	\$1,092,918	\$1,091,034	\$908,529	\$908,529	\$0
EXPENSES:							
5158 - INSURANCE PREMIUM	\$811,957	\$992,000	\$992,000	\$824,042	\$904,600	\$904,600	\$0
5199 - MAINT OF STRUCTURES-MATERIALS	\$0	\$0	\$0	\$0	\$30,000	\$30,000	\$0
5265 - PROFESSIONAL & SPECIAL SERVICE	\$84,856	\$91,101	\$91,101	\$86,410	\$94,731	\$94,731	\$0
5311 - GENERAL OPERATING EXPENSE	\$4,830	\$5,567	\$6,567	\$5,975	\$6,000	\$6,000	\$0
5331 - TRAVEL EXPENSE SERVICES & SUPPLIES	\$605	\$1,500	\$1,500	\$351	\$1,750	\$1,750	\$0
	\$902,249	\$1,090,168	\$1,091,168	\$916,779	\$1,037,081	\$1,037,081	\$0
5333 - MOTOR POOL INTERNAL CHARGES	\$761	\$1,750	\$1,750	\$145	\$1,500	\$1,500	\$0
	\$761	\$1,750	\$1,750	\$145	\$1,500	\$1,500	\$0
TOTAL EXPENSES:	\$903,010	\$1,091,918	\$1,092,918	\$916,925	\$1,038,581	\$1,038,581	\$0
BUDGET UNIT: 500902 WORKERS COMPENSATION TRUST	(\$21,221)	\$0	\$0	\$174,108	(\$130,052)	(\$130,052)	\$0

ADVERTISING COUNTY RESOURCES

011400

DEPARTMENTAL FUNCTIONS

In recognition of the contribution that tourism makes to the local economy, and the valuable role that the County's natural, cultural, and social resources play in the quality of a visitor's experience (as well as the quality of residents' lives), this budget funds programs that support the local tourism industry, including:

The Community Project Sponsorship Program. This program allows the County to co-sponsor, with a financial contribution, specific events or projects undertaken by non-profit organization in Inyo County communities. Changes approved by the board of Supervisors to the Community Project Sponsorship Program three years ago have resulted in CPSP Program funds being allocated through line-item grants to well-established projects that have been awarded grant funds every year in the past, the creation of a fishing promotion component, including support for four local Fishing Derbies, and distribution of funds via a once-a-year competitive grant cycle.

The Inyo County Film Commissioner. The Film Commissioner actively markets the County as a destination for commercial filming and still photography and serves as a liaison for location scouts and production crews.

Tourism Marketing. The County places \$35,000 worth of advertising in various publications and also runs Online/Internet ad campaigns targeting specific regions and types of visitors from California, the West, the nation, and the world.

Public Relations. The County's public relations program facilitates increased coverage in all forms of media (print, broadcast, online, and social media) of the county's unique, interesting, and alluring attractions. In addition, the County allocates \$5,000 specifically for social media marketing of outdoor and recreation-related "adventures" using Facebook, Instagram and other platforms.

Regional Collaboration. This budget provides funding for collaborative regional projects, and ensures that small amounts of money are available when opportunities arise to increase cooperation and leverage marketing efforts through partners.

The Inter-Agency Visitors Center in Lone Pine. The visitors center provides information about Inyo County and surrounding public lands in the Eastern Sierra and Death Valley to about 100,000 visitors a year.

The County's exhibit at the California Sate Fair. The CalExpo exhibit is staffed for the entire fair and provides information and insights about the County attractions and resources to thousands of potential visitors.

The County's support of the California High School Rodeo Finals. The CHSRA State Finals in Bishop brings more than 300 of the state's top rodeo athletes and their families to the Tri-County Fairgrounds for five days of competition. This event provides a direct, positive economic impact for Bishop and the rest of the county.

MAJOR ACCOMPLISHMENTS IN FISCAL YEAR 2017-2018

- Provided \$95,000 in grants to local nonprofit organizations through the Community Project Sponsorship Program. Four Fishing Derbies and seven longstanding events and programs received funds without going through a competitive process in which grants were scored and rated by a grant panel. The remaining funds were set aside for a round of competitive grant applications from Inyo County non-profit organizations.

- Placed approximately \$35,000 worth of advertisements in regional, state and national publications, including California Visitors Guide, California Sportsman, Sunset and Yosemite Journal. All print ads also had a digital or online component. The Inyo County Facebook page continued to accumulate "likes" and "shares" and now has 2,400 people "following" the page, which is regularly updated. The county's Instagram Page, "exploreinyocounty," has about 2,000 followers. Initiated pilot The Inyo County Experience Video Project.
- Continued the advertising campaign centered around El Camino Sierra, the historic name for what became US 395. Last year the county provided logos and other artwork for local businesses and groups so they could also generate promotional material, thus creating a "grass-roots" campaign to augment the placement of numerous ads in local and regional publications using the El Camino Sierra theme. This year the campaign carried the El Camino theme into regional and national publications via ads, social media posts and public relations efforts.
- Created a more formalized approach to the county's Social Media engagement by using approximately \$5,000 to purchase outstanding outdoor photos and short videos that were posted on the county's Facebook and Instagram pages (see above). Many of the photos came from well-known outdoor photographers, climbers and adventurers, which meant they were high quality, striking images that also carried some cachet in the outdoor community. The spectacular photos and videos enhanced the "visits" and "likes" on both social media platforms, and created a compelling, visual "story" of the county's outstanding outdoor assets, from Death Valley to Mt. Whitney to the High Sierra. That success mirrored the successful effort to enlist local photographers and businesses to send photos and "color reports" to Poimiroo and Partner's California Fall Color website. Inyo County also has a "sponsors" ad on the home page of the site. The site has become extremely popular with visitors and the California Media (Los Angeles Times, San Francisco Chronicle, Sacramento Bee, various online blogs and social media sites), as an up-to-date source for fall color locations, deals and trips.
- Chris Langley, who provides Inyo County Film Commissioner services, had his contract extended. He reported that 2017-18 was a good year for filming in Inyo County. Federal and state agencies issued about 80 filming permits for shoots on public land. Additional activity occurred on private land. Car commercials once again made up a significant part of the overall filming activity. Feature films, small independent films, videos and other commercials were also shot in the county. It is estimated that filming in the county created an estimated \$8 million of economic impact.

GOALS FOR FISCAL YEAR 2018-2019

- Continue to create attractive, effective print and online advertisements using the El Camino Sierra theme, while linking the promotional efforts to the new signage along US 395 (see below). Continue to refine the mix of print and digital ad campaigns (within the \$35,000 budgeted for Advertising) to create a consistent marketing message seen by targeted groups of potential visitors. Continue to enhance and expand theothersideofcalifornia webpage. Continue to use \$5,000 for purchasing professional-level photos and video to utilize the county's marketing Facebook and Instagram pages to provide regular social media updates and information to the county's "friends."
- Work with the county Road Department to create and install modern signage on US 395 identifying the route as El Camino Sierra. The Road Department will be creating signs that replicate the historic El Camino Sierra signs. The "new" historic signs will be installed at various pull-outs and other locations along US 395. Caltrans has been involved in choosing safe and appropriate sign locations for the enjoyment of the motoring public.
- Facilitate submissions by local photographers and businesses to the California Fall Colors website, and provide Inyo County content for the site. Respond to all media inquiries about Inyo County and provide information to the Visit California website and PR programs.

- Create a unique and compelling set of digital/online advertisements that can be deployed quickly in online markets or social media outlets reaching Southern California to capitalize on new trends, changes of season and other travel or recreation related marketing opportunities. Continue to pilot and expand upon the Inyo County Experience Video Project.
- Facilitate communication, coordination, and contracts and payments for local non-profit groups eligible for the three types of Community Project Sponsorship Program Grants; Fishing Derbies; Non-Competitive Grants; and Competitive Grants, the latter involving informing local nonprofits of the availability of grant funds, helping nonprofits complete a CPSP application, convening a Grant Review Panel to score the grants, managing contracts and payments for successful grant applicants.

DEPARTMENTAL BUDGET REQUEST FOR FISCAL YEAR 2018-2019

The Department's Fiscal Year 2018-2019 Requested Budget represents an overall increase of \$0 in expenditures, and an increase of \$0 in revenues, when compared to the Fiscal Year 2017-2018 Board Approved Budget. As a result, the Requested Net County Cost is increased by \$0.

Personnel Costs did not change compared to the Fiscal Year 2017-2018 Board Approved Budget.

Revenues

(There are no changes in this object category from the previous fiscal year.)

Personnel

The Department's Requested Budget represents no change in the number of fulltime equivalent (FTE) positions that are supported by this budget.

No staff is assigned specifically to the ACR budget.

Services & Supplies

(There are no changes in this object category from the previous fiscal year.)

Support & Care of Persons

(There are no changes in this object category from the previous fiscal year.)

Fixed Assets

(There are no changes in this object category from the previous fiscal year.)

FISCAL YEAR 2018-2019 REDUCTION IMPACTS TO BASE BUDGET

No increases in spending/expenses were requested in order to not increase Net County Costs.

FISCAL YEAR 2018-2019 STATE/FEDERAL FUNDING SUMMARY

N/A

FISCAL YEAR 2018-2019 REGULATORY COMPLIANCE SUMMARY

N/A

MAJOR POLICY CONSIDERATIONS BEING REQUESTED

Appropriation of these General Fund monies is completely discretionary.

COUNTY OF INYO

BUD002A - BUDGET REQUESTS

RUNDATE: 06/30/2018 TODAY'S DATE: 08/09/2018

FOR FISCAL YEARS: 07/01/2016 - 06/30/19

	YTD ACTUALS 06/30/2017	BOARD APPROVED 06/30/2018	WORKING BUDGET 06/30/2018	YTD ACTUALS 06/30/2018	DEPT REQUESTED 06/30/2019	CAO RECOMM 06/30/2019	BOARD APPROVED 06/30/2019
BUDGET UNIT: 011400 ADVERTISING COUNTY RESOURCES							
FUND: 0001 GENERAL FUND							
REVENUES:							
TOTAL REVENUES:	\$0	\$0	\$0	\$0	\$0	\$0	\$0
EXPENSES:							
5232 - OFFICE & OTHER EQUIP < \$5,000	\$0	\$0	\$139	\$138	\$0	\$0	\$0
5263 - ADVERTISING	\$41,013	\$40,000	\$39,861	\$38,606	\$40,000	\$40,000	\$0
5265 - PROFESSIONAL & SPECIAL SERVICE	\$24,188	\$18,000	\$18,000	\$6,999	\$18,000	\$18,000	\$0
5311 - GENERAL OPERATING EXPENSE	\$614	\$1,500	\$1,500	\$14	\$1,500	\$1,500	\$0
5331 - TRAVEL EXPENSE	\$0	\$2,000	\$2,000	\$0	\$2,000	\$2,000	\$0
SERVICES & SUPPLIES	\$65,816	\$61,500	\$61,500	\$45,759	\$61,500	\$61,500	\$0
5121 - INTERNAL CHARGES	\$0	\$4,000	\$4,000	\$7	\$4,000	\$4,000	\$0
INTERNAL CHARGES	\$0	\$4,000	\$4,000	\$7	\$4,000	\$4,000	\$0
5511 - ANNUAL NEW CPSP GRANT AWARD	\$9,000	\$20,984	\$32,968	\$22,476	\$20,984	\$20,984	\$0
5513 - BLAKE JONES TROUT DERBY	\$5,625	\$7,500	\$9,375	\$9,375	\$7,500	\$7,500	\$0
5517 - INDY FATHERS DAY DERBY	\$5,625	\$7,500	\$9,375	\$7,500	\$7,500	\$7,500	\$0
5519 - VISITOR CENTER CONTRIBUTION	\$15,000	\$15,000	\$15,000	\$15,000	\$15,000	\$15,000	\$0
5524 - BIG PINE DREBY	\$5,625	\$7,500	\$9,375	\$5,625	\$7,500	\$7,500	\$0
5527 - CAL EXPO EXHIBIT	\$12,997	\$13,000	\$13,000	\$10,500	\$13,000	\$13,000	\$0
5528 - TRI COUNTY FAIR/RODEO	\$15,000	\$15,000	\$15,000	\$15,000	\$15,000	\$15,000	\$0
5535 - INYO COUNTY FILM COMMISSION	\$34,011	\$38,100	\$41,889	\$31,100	\$38,100	\$38,100	\$0
5582 - LONE PINE EARLY OPENER DERBY	\$5,625	\$7,500	\$9,375	\$9,375	\$7,500	\$7,500	\$0
5583 - OPENER PRESS REC/RAINBOW DAYS	\$1,250	\$2,500	\$3,750	\$3,750	\$2,500	\$2,500	\$0
5584 - COORDINATED PROMOTION	\$0	\$2,500	\$2,500	\$2,500	\$2,500	\$2,500	\$0
5585 - VISTITOR GUIDE	\$4,439	\$8,878	\$13,317	\$8,878	\$8,878	\$8,878	\$0
5586 - CAL HIGH SCHOOL RODEO FINALS	\$4,261	\$8,522	\$12,783	\$8,522	\$8,522	\$8,522	\$0
5587 - WILD WEST MARATHON	\$3,033	\$6,066	\$9,099	\$6,066	\$6,066	\$6,066	\$0
5588 - LAWS BENEFIT CONCERT	\$1,261	\$2,522	\$3,783	\$2,522	\$2,522	\$2,522	\$0
5589 - DEATH VALLEY VISTORS GUIDE	\$0	\$6,314	\$12,628	\$9,471	\$6,314	\$6,314	\$0
5590 - IMAGES OF INYO PHOTO CONTEST	\$3,357	\$6,714	\$10,071	\$6,714	\$6,714	\$6,714	\$0
5591 - LAWS-20 MULE TEAM EXHIBIT	\$10,000	\$0	\$0	\$0	\$0	\$0	\$0
OTHER CHARGES	\$136,109	\$176,100	\$223,288	\$174,374	\$176,100	\$176,100	\$0

COUNTY OF INYO

BUD002A - BUDGET REQUESTS

RUNDATE: 06/30/2018 TODAY'S DATE: 08/09/2018

FOR FISCAL YEARS: 07/01/2016 - 06/30/19

	YTD ACTUALS 06/30/2017	BOARD APPROVED 06/30/2018	WORKING BUDGET 06/30/2018	YTD ACTUALS 06/30/2018	DEPT REQUESTED 06/30/2019	CAO RECOMM 06/30/2019	BOARD APPROVED 06/30/2019
TOTAL EXPENSES:	\$201,925	\$241,600	\$288,788	\$220,140	\$241,600	\$241,600	\$0
BUDGET UNIT: 011400 ADVERTISING COUNTY RESOURCES	(\$201,925)	(\$241,600)	(\$288,788)	(\$220,140)	(\$241,600)	(\$241,600)	\$0

GRANTS IN SUPPORT

011402

DEPARTMENTAL FUNCTIONS

This budget provides funding for the County of Inyo's Grants-In-Support (GIS) Program. Under the direction of the Board of Supervisors, the GIS Program recognizes that social, cultural, recreational, and performing arts organizations, as well as area services agencies, make significant contributions to the overall quality of life in Inyo County, and seeks to provide funding to assist in supporting their missions.

The GIS Program resides in the County's General Fund. However, in 2006-2007 and 200-2008 fiscal years the County received Indian Gaming Special Distribution Fund monies. This source of non-General Fund program support became unavailable beginning in Fiscal Year 2008-2009. As a result, if your Board approves the GIS Program funding for Fiscal Year 2018-2019, it will once again be funded entirely from the County's General Fund.

MAJOR ACCOMPLISHMENTS IN FISCAL YEAR 2017-2018

- Prepared and administered GIS Contracts with the County's long-term GIS partners.
- Continued to work with the Treasurer-Tax Collector to institute a process to verify grant applicants are current on property tax payments prior to entering into contracts.

GOALS FOR FISCAL YEAR 2018-2019

- Continue to try to identify a level of funding, commensurate with the County's fiscal means, to continue supporting the County's long-term GIS partners.
- Maintain funding at the same levels provided for in the Board Approved Fiscal Year 2017-2018 Budget: Community Connection for Child care - \$9,500; Inyo Arts Council - \$37,173; Laws Railroad Museum - \$24,516; Wild Iris - \$14,121, California Indian Legal Services - \$7,600; Eastern Sierra Avalanche Society - \$4,750; and Mt. Whitney Fish Hatchery - \$9,500.

DEPARTMENTAL BUDGET REQUEST FOR FISCAL YEAR 2018-2019

The Department's Fiscal Year 2018-2019 Requested Budget represents an overall increase of \$0 in expenditures, and an increase of \$0 in revenues, when compared to the Fiscal Year 2017-2018 Board Approved Budget. As a result, the Requested Net County Cost is increased by \$0.

Personnel Costs did not change compared to the Fiscal Year 2017-2018 Board Approved Budget.

Revenues

(There are no changes in this object category from the previous fiscal year.)

Personnel

The Department's Requested Budget represents no change in the number of fulltime equivalent (FTE) positions that are supported by this budget.

There are no personnel costs in this budget. Administration of GIS contracts is provided by staff funded in the CAO - General Budget.

Services & Supplies

(There are no changes in this object category from the previous fiscal year.)

Support & Care of Persons

(There are no changes in this object category from the previous fiscal year.)

Fixed Assets

(There are no changes in this object category from the previous fiscal year.)

FISCAL YEAR 2018-2019 REDUCTION IMPACTS TO BASE BUDGET

The GIS Program is not a mandated program.

FISCAL YEAR 2018-2019 STATE/FEDERAL FUNDING SUMMARY

Not Applicable.

FISCAL YEAR 2018-2019 REGULATORY COMPLIANCE SUMMARY

Not Applicable.

MAJOR POLICY CONSIDERATIONS BEING REQUESTED

In Fiscal Year 2017-2018 the GIS Program provided financial support to seven (7) organizations and agencies providing significant social, cultural, recreational, and performing arts contributions to the overall quality of life in Inyo County. In Fiscal Year 2011-2012, the County did not fund any new applications, and chose instead to concentrate its limited available funds for the GIS Program on those seven (7) agencies providing quasi-governmental services with which the County has an ongoing relationship. This approach became the County's current policy during the Fiscal Year 2012-2013 Budget Hearings, in which the Board directed to dispense with the grant application process, and provide line-item awards to each of the entities with which the County has an established and ongoing GIS funding relationship, in a pro-rata amount that each organization received in previous years.

Appropriation of these General Fund monies is completely discretionary.

COUNTY OF INYO

BUD002A - BUDGET REQUESTS

RUNDATE: 06/30/2018 TODAY'S DATE: 08/09/2018

FOR FISCAL YEARS: 07/01/2016 - 06/30/19

	YTD ACTUALS 06/30/2017	BOARD APPROVED 06/30/2018	WORKING BUDGET 06/30/2018	YTD ACTUALS 06/30/2018	DEPT REQUESTED 06/30/2019	CAO RECOMM 06/30/2019	BOARD APPROVED 06/30/2019
BUDGET UNIT: 011402 GRANTS IN SUPPORT							
FUND: 0001 GENERAL FUND							
REVENUES:							
TOTAL REVENUES:	\$0	\$0	\$0	\$0	\$0	\$0	\$0
EXPENSES:							
5512 - ICSOS-CONTRACT	\$140,000	\$0	\$0	\$0	\$0	\$0	\$0
5516 - COMM CONN FOR CHILD CARE	\$8,230	\$9,500	\$12,486	\$4,536	\$9,500	\$9,500	\$0
5520 - INYO ARTS COUNCIL CONTRIBUTION	\$37,173	\$37,173	\$37,173	\$37,173	\$37,173	\$37,173	\$0
5521 - LAWS RR MUSEUM CONTRIBUTION	\$24,516	\$24,516	\$24,516	\$24,516	\$24,516	\$24,516	\$0
5523 - WILD IRIS CONTRIBUTION	\$12,853	\$14,121	\$14,121	\$12,704	\$14,121	\$14,121	\$0
5531 - CALIFORNIA INDIAN LEGAL SERVIC	\$7,600	\$7,600	\$7,600	\$7,600	\$7,600	\$7,600	\$0
5533 - EAST SIERRA AVALANCHE SOCIETY	\$4,750	\$4,750	\$4,750	\$4,750	\$4,750	\$4,750	\$0
5537 - MT. WHITNEY FISH HATCHERY	\$9,500	\$9,500	\$9,500	\$0	\$9,500	\$9,500	\$0
OTHER CHARGES	\$244,623	\$107,160	\$110,146	\$91,280	\$107,160	\$107,160	\$0
TOTAL EXPENSES:	\$244,623	\$107,160	\$110,146	\$91,280	\$107,160	\$107,160	\$0
BUDGET UNIT: 011402 GRANTS IN SUPPORT	(\$244,623)	(\$107,160)	(\$110,146)	(\$91,280)	(\$107,160)	(\$107,160)	\$0