


Counties of Inyo and Mono Agriculture Department



Red's Meadow Pack Station
20 Mule Team

Photo Courtesy of Robert C. Tanner

1998 Crop and Livestock Report



Counties of Inyo-Mono



GEORGE L. MILOVICH
AGRICULTURAL COMMISSIONER
DIRECTOR OF WEIGHTS AND MEASURES

207 W. SOUTH ST. • BISHOP, CA 93514 • TELEPHONE (760) 873-7860

June 1, 1999

TO: William Lyons, Secretary
California Department of Food and Agriculture

And the Honorable

Inyo County Board of Supervisors - Mono County Board of Supervisors

Carroll "Butch" Hambleton, Chair
Linda Arcularius
Julie Bear
Michael A. Dorame
Ervin Lent

Edward J. Inwood, Chair
Tom Farnetti
Byng Hunt
Joann Ronci
Paul B. Rowan

I am pleased to present the 1998 Agricultural Crop and Livestock Report for the production values of the agricultural commodities of Inyo and Mono Counties. This report is submitted in accordance with Section 2279 of the California Food and Agriculture Code and represents gross values only.

The combined total of agricultural production of Inyo/Mono totalled \$31,897,321.00. This represents a 4% increase from 1997.

Highlights include a downswing in value for our #1 product, beef cattle, due to strong national supply. Row crops fared well with carrots and garlic, maintaining traditional market shares. Alfalfa values were strong in the early going, but ran into a steep decline towards the end of the season, resulting in lower prices received by growers.

I wish to thank all growers, ranchers and agencies who provided data for this report and to Robin Conklin for compiling, editing and publishing this report.

Sincerely,

George L. Milovich
Agricultural Commissioner

GLM/ric
Encls.

COUNTY OF INYO

LIVESTOCK

ITEM	YEAR	HEAD	LIVEWEIGHT	UNIT	PRICE PER UNIT	TOTAL
CATTLE & CALVES						
Calves/Steers	1998	5,525	29,000	Cwt.	\$73.00	\$2,117,000
	1997	5,300	29,150	Cwt.	\$89.00	\$2,594,350
Heifers	1998	4,700	22,325	Cwt.	\$70.00	\$1,562,708
	1997	4,500	22,500	Cwt.	\$84.00	\$1,890,000
Cows	1998	1,875	18,750	Cwt.	\$40.00	\$ 750,000
	1997	1,400	14,000	Cwt.	\$50.00	\$ 700,000
Bulls	1998	175	2,360	Cwt.	\$42.00	\$ 99,120
	1997	180	2,430	Cwt.	\$52.00	\$ 126,360
Stockers (gain)	1998	4,300	-	Cwt.	\$62.00	\$ 799,800
	1997	4,000	-	Cwt.	\$70.00	\$ 840,000
SHEEP & LAMBS						
	1998	3,000	2,700	Cwt.	\$80.00	\$ 216,000
	1997	3,000	2,700	Cwt.	\$89.00	\$ 240,300

TOTAL LIVESTOCK	1998	\$5,544,628
	1997	\$6,391,010

LIVESTOCK PRODUCTS

ITEM	YEAR	PRODUCTION	UNIT	PRICE PER UNIT	TOTAL
Wool	1998	243	Cwt.	\$ 61.00	\$ 14,823
	1997	243	Cwt.	\$ 65.00	\$ 15,795
TOTAL LIVESTOCK PRODUCTS					
					1998
					\$ 14,823
					1997
					\$ 15,795

LIVESTOCK INVENTORY

FOR PERIOD OF
JANUARY 1, 1998 - JANUARY 1, 1999

Cattle & Calves	13,500
Cows & Heifers that have calved	11,000
Sheep & Lambs	3,000

FIELD CROPS

ITEM	YEAR	HARVESTED ACREAGE	YIELD PER ACRE	TOTAL YIELD	UNIT	PRICE PER UNIT	TOTAL
Alfalfa	1998	4,000	6.00	24,000	Ton	\$103.00	\$2,472,000
Hay	1997	3,500	6.25	21,875	Ton	\$115.00	\$2,515,625
Miscellaneous	1998	1,200	3.25	2,600	Ton	\$ 95.00	\$ 247,000
Hay	1997	800	3.25	2,600	Ton	\$105.00	\$ 273,000
Irrigated	1998	16,000	-	-	Acre	\$ 21.00	\$ 336,000
Pasture	1997	16,000	-	-	Acre	\$ 20.00	\$ 320,000
Dry Grazing	1998	230,000	-	-	Acre	\$ 1.20	\$ 276,000
	1997	230,000	-	-	Acre	\$ 1.00	\$ 230,000
						1998	\$3,331,000
TOTAL FIELD CROPS						1997	\$3,338,625

MISCELLANEOUS CROP PRODUCTION


ITEM	YEAR	ACREAGE	TOTAL YIELD	PRICE PER UNIT	TOTAL	
Dates	1998	10	18,000	\$ 2.25	\$ 40,500	
	1997	10	1,000	\$ 3.50	\$ 35,000	
Miscellaneous	1998	25	-	-	\$ 66,000	
Vegetables	1997	20	-	-	\$ 66,000	
Turf	1998	350	-	-	\$2,896,600	
	1997	280	-	-	\$2,340,800	
					1998	\$3,003,100
TOTAL MISCELLANEOUS CROP PRODUCTION					1997	\$2,441,800

APIARY

ITEM	YEAR	PRODUCTION	UNIT	PRICE PER UNIT	TOTAL	
Honey	1998	137,500	Lbs.	\$.90	\$ 123,750	
	1997	125,000	Lbs.	\$.90	\$ 112,500	
					1998	\$123,750
TOTAL APIARY					1997	\$112,500

COUNTY OF INYO

1998 AGRICULTURAL VALUES





INYO COUNTY TOTALS

	<u>1997</u>	<u>1998</u>
Livestock	\$ 6,391,010	\$ 5,544,628
Livestock Products	15,795	14,823
Field Crops	3,338,625	3,331,000
Miscellaneous Crop Production	2,441,800	3,003,100
Apiary	112,500	123,750
	=====	=====
TOTALS	\$12,299,730	\$12,017,301



COUNTY OF MONO

LIVESTOCK

ITEM	YEAR	NUMBER HEAD	LIVEWEIGHT	UNIT	PRICE PER UNIT	TOTAL
CATTLE & CALVES						
Calves/Steers	1998	5,900	30,975	Cwt.	\$73.00	\$2,261,175
	1997	5,800	31,900	Cwt.	\$89.00	\$2,839,100
Heifers	1998	5,015	23,821	Cwt.	\$70.00	\$1,667,470
	1997	4,930	24,650	Cwt.	\$84.00	\$2,070,600
Cows	1998	2,000	20,000	Cwt.	\$40.00	\$ 800,000
	1997	1,450	14,500	Cwt.	\$50.00	\$ 725,000
Bulls	1998	193	2,606	Cwt.	\$42.00	\$ 109,425
	1997	186	2,511	Cwt.	\$52.00	\$ 130,572
Stockers (gain)	1998	7,000	-	Cwt.	\$62.00	\$1,302,000
	1997	6,000	-	Cwt.	\$70.00	\$1,260,000
SHEEP & LAMBS	1998	18,000	16,200	Cwt.	\$80.00	\$1,296,000
	1997	18,000	16,200	Cwt.	\$89.00	\$1,441,800
TOTAL LIVESTOCK					1998	\$7,436,070
					1997	\$8,467,072

LIVESTOCK PRODUCTS

ITEM	YEAR	PRODUCTION	UNIT	PRICE PER UNIT	TOTAL	
Wool	1998	1,500	Cwt.	\$ 61.00	\$ 91,500	
	1997	1,500	Cwt.	\$ 65.00	\$ 97,500	
TOTAL LIVESTOCK PRODUCTS					1998	\$ 91,500
					1997	\$ 97,500

LIVESTOCK INVENTORY

FOR PERIOD OF
January 1, 1998 - January 1, 1999

Cattle & Calves	14,500
Cows & Heifers that have calved	11,800
Sheep & Lambs	4,500

FIELD CROPS

ITEM	YEAR	HARVESTED ACREAGE	YIELD PER ACRE	TOTAL YIELD	UNIT	PRICE PER UNIT	TOTAL
Alfalfa	1998	7,000	6.00	40,200	Ton	\$103.00	\$4,140,600
Hay	1997	6,700	6.00	40,200	Ton	\$115.00	\$4,623,000
Miscellaneous	1998	1,800	3.00	4,800	Ton	\$ 95.00	\$ 456,000
Hay	1997	1,600	3.00	4,800	Ton	\$105.00	\$ 504,000
Irrigated	1998	51,500	-	-	Acre	\$ 21.00	\$1,081,500
Pasture	1997	52,000	-	-	Acre	\$ 20.00	\$1,040,000
Dry Grazing	1998	83,000	-	-	Acre	\$ 1.25	\$ 103,750
	1997	82,000	-	-	Acre	\$ 1.00	\$ 82,000
						1998	\$5,781,850
TOTAL FIELD CROPS							
						1997	\$6,249,000

ROW CROP PRODUCTION

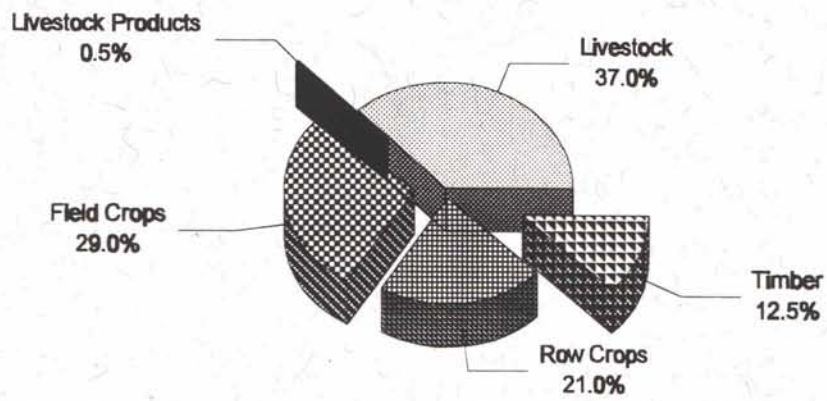
ITEM	YEAR	ACREAGE	TOTAL
Seed Crop	1998	380	\$ 912,000
	1997	425	\$1,453,500
Carrots	1998	1,000	\$3,200,000
	1997	650	\$2,047,500
			1998
TOTAL ROW CROP PRODUCTION			\$4,112,000
			1997
			\$3,501,000

TIMBER

ITEM	YEAR	TOTAL
Timber/Firewood	1998	\$2,458,600
	1997	\$ 111,320
		1998
TOTAL TIMBER		\$2,458,600
		1997
		\$ 111,320

COUNTY OF MONO

1998 AGRICULTURAL VALUES




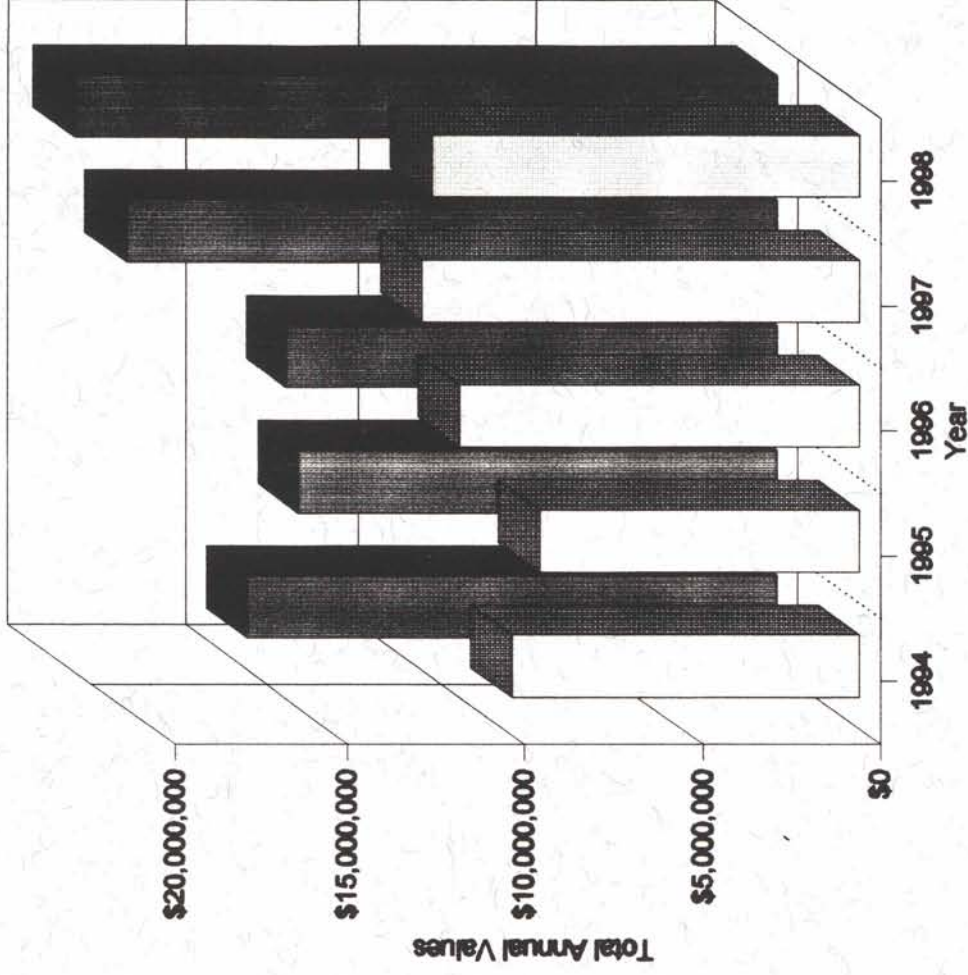


MONO COUNTY TOTALS

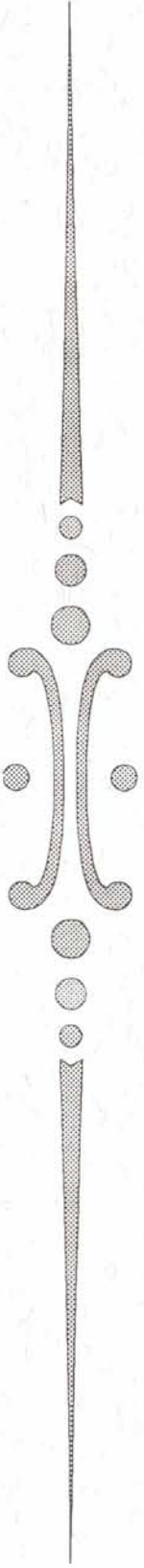
	1997 =====	1998 =====
Livestock	\$ 8,467,072	\$ 7,436,070
Livestock Products	97,500	91,500
Field Crops	6,249,000	5,781,850
Row Crop Production	3,501,000	4,112,000
Timber	111,320 =====	2,458,600 =====
TOTALS	\$18,425,892	\$19,880,020



COMPARISON SUMMARY



Inyo/Mono Counties
Agricultural Values
1994-1998



COMPARISON SUMMARY

1994-1998

	1994 ====	1995 ====	1996 ====	1997 ====	1998 ====
INYO COUNTY TOTALS	\$ 9,767,394	\$ 8,987,856	\$11,244,693	\$12,299,730	\$12,017,301
MONO COUNTY TOTALS	\$14,997,622	\$13,496,268	\$13,847,750	\$18,425,892	\$19,880,020
COMBINED TOTALS	\$24,765,016	\$22,484,124	\$25,092,443	\$30,725,622	\$31,897,321

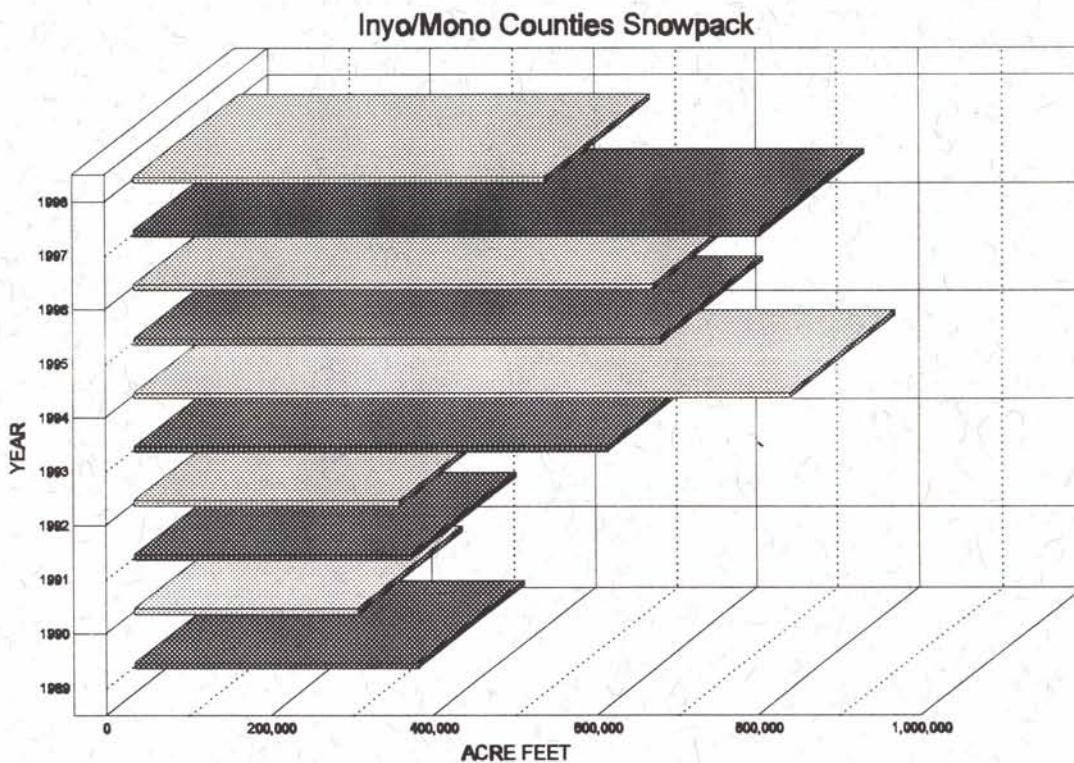


**MONO BASIN/OWENS VALLEY
APRIL - MARCH SNOWPACK RUNOFF
1994 THROUGH 1998**

YEAR	TOTAL ACRE FEET	% OF NORMAL
1994	805,800	152%
1995	643,100	121%
1996	634,400	123%
1997	768,600	149%
1998	502,800	97%

Normal/100% snowpack equals 516,000 acre feet¹

TEN YEAR REVIEW



¹1996 begins new 50 year cycle for runoff averages

ANNUAL SUSTAINABLE AGRICULTURE REPORTING



PEST ERADICATION

PEST	AGENT/MECHANISM	SCOPE OF PROGRAM
Puncture Vine	Biological control (Stem and Seed Weevils)	25 sites
Dalmatian Toadflax	Mechanical (hand pulling)	2 sites
Yellow Star Thistle	Mechanical (hand pulling)	2 sites
Perennial Pepperweed	Mechanical (hand pulling)	5 sites



PEST EXCLUSION

IMPORTED PLANT MATERIAL

Exotic and/or target pests	Incoming plant material via UPS, air, truck, mail	3,232 shipments inspected
----------------------------	---	---------------------------




ORGANIC FARMING STATISTICS

One organic farm registered in 1998



EASTERN SIERRA CERTIFIED FARMERS MARKET

21 growers participated in the 1998 Farmers Market. Commodities sold included melons, tree fruit, row crops, herbs and honey.



EASTERN SIERRA WEED MANAGEMENT AREA,
a joint powers group, was established July 7, 1998

