

Agenda



County of Inyo Board of Supervisors

Board of Supervisors Room
County Administrative Center
224 North Edwards
Independence, California

All members of the public are encouraged to participate in the discussion of any items on the Agenda. Anyone wishing to speak, please obtain a card from the Board Clerk and indicate each item you would like to discuss. Return the completed card to the Board Clerk before the Board considers the item (s) upon which you wish to speak. You will be allowed to speak about each item before the Board takes action on it.

Any member of the public may also make comments during the scheduled "Public Comment" period on this agenda concerning any subject related to the Board of Supervisors or County Government. No card needs to be submitted in order to speak during the "Public Comment" period.

Public Notices: (1) In Compliance with the Americans with Disabilities Act, if you need special assistance to participate in this meeting please contact the Clerk of the Board at (760) 878-0373. (28 CFR 35.102-35.104 ADA Title II). Notification 48 hours prior to the meeting will enable the County to make reasonable arrangements to ensure accessibility to this meeting. Should you because of a disability require appropriate alternative formatting of this agenda, please notify the Clerk of the Board 72 hours prior to the meeting to enable the County to make the agenda available in a reasonable alternative format. (Government Code Section 54954.2). (2) If a writing, that is a public record relating to an agenda item for an open session of a regular meeting of the Board of Supervisors, is distributed less than 72 hours prior to the meeting, the writing shall be available for public inspection at the Office of the Clerk of the Board of Supervisors, 224 N. Edwards, Independence, California and is available per Government Code § 54957.5(b)(1).

Note: Historically the Board does break for lunch; the timing of a lunch break is made at the discretion of the Chairperson and at the Board's convenience.

May 8, 2018

8:30 a.m. 1. PUBLIC COMMENT

CLOSED SESSION

2. **CONFERENCE WITH LEGAL COUNSEL – EXISTING LITIGATION [Pursuant to paragraph (1) of subdivision (d) of Government Code §54956.9] – County of Inyo v. Los Angeles Department of Water and Power, Inyo County Superior Court Case No. SICVCV 18-61899 (Well 385).**
3. **CONFERENCE WITH LEGAL COUNSEL – EXISTING LITIGATION [Pursuant to paragraph (1) of subdivision (d) of Government Code §54956.9] – Wagner et al. v. County of Inyo, Eastern District Court Case No. 1:17-cv-00969-DAD-JLT**
4. **CONFERENCE WITH LEGAL COUNSEL – ANTICIPATED LITIGATION –** Initiation of litigation pursuant to paragraph (4) of subdivision (d) of Government Code §54956.9 (one case).
5. **CONFERENCE WITH REAL PROPERTY NEGOTIATORS [Pursuant to Government Code §54956.8] –** Property: APN 010-490-12, Bishop, California. Agency Negotiators: Kevin Carunchio, County Administrator, and Marshall Rudolph, County Counsel. Negotiating parties: Inyo County and Inyo County Development LLC. Under negotiations: price and terms of payment.
6. **CONFERENCE WITH LABOR NEGOTIATORS [Pursuant to Government Code §54957.6] –** Employee organizations: Deputy Sheriff's Association (DSA); Elected Officials Assistant Association (EOAA); Inyo County Correctional Officers Association (ICCOA); Inyo County Employees Association (ICEA); Inyo County Probation Peace Officers Association (ICPPOA); IHSS Workers; Law Enforcement Administrators' Association (LEAA). Unrepresented employees: all. Agency designated representatives: County Administrative Officer Kevin Carunchio, Assistant County Administrator Rick Benson, Deputy Personnel Director Sue Dishion, County Counsel Marshall Rudolph, and Assistant County Counsel John Vallejo.

OPEN SESSION (With the exception of timed items, all open-session items may be considered at any time and in any order during the meeting in the Board's discretion.)

10:00 a.m. PLEDGE OF ALLEGIANCE

7. **REPORT ON CLOSED SESSION**
8. **PUBLIC COMMENT**
9. **COUNTY DEPARTMENT REPORTS (Reports limited to two minutes)**

10. **COUNTY ADMINISTRATOR – Inyo Film Commission** – Request Board receive Inyo County Film Commissioner’s Final Written Report of Fiscal Year 2017-2018 filming activities in Inyo County.

CONSENT AGENDA (Approval recommended by the County Administrator)

COUNTY ADMINISTRATOR

11. **Purchasing** – Request Board: A) approve an increase in the amount of the existing blanket purchase order with The Tree House, Inc. by \$10,000 to an amount not to exceed \$50,000 from the Purchasing Revolving Budget for the purchase of HP toner cartridges; and B) authorize a blanket purchase order in the amount of \$10,000 to be issued to The Tree House for the purchase of HP toner cartridges.
12. **Motor Pool** – Request Board approve an increase in the amount of the existing blanket purchase order with Bishop Ford by \$8,000 to an amount not to exceed \$38,000 from the Motor Pool budget for the maintenance of Motor Pool vehicles.
13. **Recycling & Waste Management** – Request Board approve an agreement between the County of Inyo and American Refuse, Inc. for the disposal of waste tires, in an amount not to exceed \$126,000 for the period of July 1, 2018 through June 30, 2021, contingent upon the Board’s adoption of future budgets, and authorize the Chairperson to sign, contingent upon all appropriate signatures being obtained.

HEALTH & HUMAN SERVICES

14. Request Board approve Agreement No. 18-95039 between the County of Inyo Health and Human Services and California Department of Health Care Services Medi-Cal Inmate Program for Fiscal Year 2018-2019 in the amount \$87.11 and authorize the HHS Director to sign.

PUBLIC WORKS

15. Request Board: A) approve an increase to the existing blanket purchase orders with the following vendors in the followings amounts:
 1. Britt’s Diesel & Automotive by \$10,000 to an amount not to exceed \$55,000;
 2. Dave’s Auto Parts by \$5,000 to an amount not to exceed \$35,000;
 3. High Country Lumber by \$10,000 to an amount not to exceed \$30,000; andB) authorize the issuance of a blanket purchase order to Dean’s Plumbing and Heating in the amount of \$20,000.
16. **Road Department** – Request Board approve an agreement between the County of Inyo and Cascade Software Systems, Inc. for provision of Software Maintenance and Support Services for the Road Department’s Cost Accounting Program, in an amount not to exceed \$13,689.58 for the period of July 1, 2018 through June 30, 2019, contingent upon the Board’s adoption of the Fiscal Year 2018-2019 budget, and authorize the Chairperson to sign.

DEPARTMENTAL (To be considered at the Board’s convenience)

17. **BOARD OF SUPERVISORS – Supervisor Matt Kingsley/PUBLIC WORKS** – Request Board consider submitting letter of support for H.R. 3270, the Historic Routes Preservation Act, and authorizing the Chairperson to sign.
18. **HEALTH & HUMAN SERVICES** – Request Board ratify and approve purchases from Southern Computer Warehouse in the amount of \$11,021.77 and authorize an additional blanket purchase order to Southern Computer Warehouse in the amount of \$4,000 for the remainder of the fiscal year.
19. **HEALTH & HUMAN SERVICES – Public Health** – Request Board ratify and approve Amendment A01 to Standard Agreement No. 15-11056 between the County of Inyo and Department of Public Health for the provision of HIV/AIDS care and support services to individuals living with HIV/AIDS or at risk of HIV infection, reducing the budgeted amount for the period of April 1, 2017 to March 31, 2018 from \$80,355 to \$35,387 for a total grant amount of \$198,478 for the period of April 1, 2016 through March 31, 2019, contingent upon the Board’s approval of future years budgets; and authorize the Chairperson to sign the Standard Agreement

Amendment, CA Civil Rights Law Attachment, Contractor Certification and the Darfur Contracting Act Certification.

20. **PUBLIC WORKS** – Request Board: A) receive an update on the scope of the analysis for the Inyo County roads jurisdictional review National Environmental Protection Act (NEPA) project; and B) authorize staff to proceed with a State Parks Off Highway Motor Vehicle Recreation Division grant.
21. **COUNTY ADMINISTRATOR** – Request Board:
- A) Accept the Fiscal Year 2017-2018 Third Quarter Financial Report as presented;
 - B) Approve the specific budget action items and recommendations discussed in the report and represented in Attachments A & B, and authorize the Auditor-Controller to make the budget adjustments as listed in Attachments A & B (*4/5ths vote required*);
 - C) Authorize the County Administrator and Auditor-Controller to make any additional year-end adjustments, as may be necessary within each fund (*4/5ths vote required*);
 - D) Approve the Preliminary Fiscal Year 2018-2019 Budget Calendar (Attachment C) with regard to the proposed dates for the Budget Hearings and adoption of the Final Budget; and;
 - E) Direct the County Administrator and Auditor-Controller to prepare a modified rollover budget for the start of Fiscal Year 2018-2019 and present it for approval on June 12 or June 19, 2018.

22. **COUNTY ADMINISTRATOR – Emergency Services** – Request Board discuss and consider staff’s recommendation regarding continuation of the local emergency known as the “Here It Comes Emergency” that was proclaimed in anticipation of run-off conditions from near-record snowpack posing extreme peril to the safety of property and persons in Inyo County.

23. **COUNTY ADMINISTRATOR – Emergency Services** – Request Board discuss and consider staff’s recommendation regarding continuation of the local emergency known as the “Rocky Road Emergency” that was proclaimed as the result of flooding, mud, and rock landslides and deep snow drifts over portions of Inyo County caused by an atmospheric river weather phenomena that began January 3, 2017 and continued throughout February.

24. **COUNTY ADMINISTRATOR – Emergency Services** – Request Board discuss and consider staff’s recommendation to continue the local emergency known as the “Land of EVEN Less Water Emergency” that was proclaimed as a result of extreme drought conditions that existed until recently in the County, while considering how to address the ongoing hydrologic issues in West Bishop.

25. **COUNTY ADMINISTRATOR – Emergency Services** – Request Board discuss and consider staff’s recommendation regarding continuation of the local emergency known as the “Gully Washer Emergency” that resulted in flooding in the central, south and southeastern portion of Inyo County during the month of July, 2013.

26. **COUNTY ADMINISTRATOR – Emergency Services** – Request Board discuss and consider staff’s recommendation regarding continuation of the local emergency known as the “Death Valley Down But Not Out Emergency” that was proclaimed as a result of flooding in the central, south and southeastern portion of Inyo County during the month of October, 2015.

TIMED ITEMS (Items will not be considered before scheduled time but may be considered any time after the scheduled time)

- | | |
|------------|---|
| 11:30 a.m. | <u>AG COMMISSIONER</u> – Request Board receive a presentation on the 2017 Annual Crop and Livestock Report. |
| 11:30 a.m. | <u>AG COMMISSIONER</u> – Request Board participate in a workshop on the operations of the Inyo County Agricultural Department. |

Note: The agenda items listed below may be considered by the Board at any time during the meeting in the Board’s discretion, including before scheduled timed items.

COMMENT (Portion of the Agenda when the Board takes comment from the public and County staff)

PUBLIC COMMENT

BOARD MEMBER AND STAFF REPORTS

INYO COUNTY FILM COMMISSION 2017-2018 ANNUAL REPORT

“Another productive, busy, diverse year of film and commercial projects in Inyo County”



California on Location Awards (COLA) 2017 U2 Music Video Finalists:
(L to R) Osceola Refetoff (Scout); Christopher Langley (Inyo Film
Commissioner); Marie-Paule Goislard (scout); Gil Evans, Project Manager

Christopher Langley
Inyo County Film Commissioner
Box 99
Lone Pine, CA. 93545
lonepinemovies@aol.com
(760) 937 1189

2017-2018 Year Overview

Here in Inyo County 2017-2018 has been another good year for filming. Even though at this writing we are two months from the end of the County year's end, things have been steady, successful and except for one glaring exception financially beneficial to the county's economy.

The diversity of the kinds of projects I have worked on has surprised me. Formats vary, as do purposes of the permitted enterprises. More and more instead of film we are switching to digital formats, whether for television, the big screen or the internet. The largest companies coming in location are still vehicular commercials, but smaller companies of 15 to 30 people are beginning to proliferate. One



director/ cinematographer calls these "passion projects." These smaller companies are more open to using local workers and services such as catering, transportation, equipment rental, and private homes and businesses.

All told it has been another good year.

Estimated Permits and Value

I estimate that we did about 80 permits on all the lands with jurisdictions belonging to DWP, BLM, Inyo Forest, Death Valley, and Inyo County. While I try to evaluate and instruct private citizens on reasonable rental charges, I also line out things to watch out for or review with the permittees.

Revenue from filming probably was somewhere between \$8.5 million and \$9 million. I have been advised that these dollars left behind have a tendency to roll over in the county before leaving, magnifying the economic effect about five times in our rural economy. That would make the impact of filming in the vicinity of \$40 million. This seems a somewhat inflated estimate but that is as close as I can get to the value of media production for our area. While overhead definitely has its costs, this remains a very worthwhile investment for the residents locally, county government in general. I am honored to be looking at two more years working with the film “creatives,” solving problems, and seeing our beautiful landscape in lots of places.

From how many people report to me what they have seen recently that filmed here, it also builds local interest and pride. The branding of our area as a “film friendly” place is worth a lot to our rural economy. This branding happens in lots of ways which we will examine later in this report.



I want to thank the county staff, supervisors and local enthusiasts for their continued support in making this a great place to film.

Some Challenges and Successes

Each year we have both challenges for which we have to work to find solutions, when possible and successes

Perhaps for me the biggest challenge was trying to keep the Disney film “Captain Marvel” here. I worked with Illt Jones, location manager, from the beginning. Illt is considered one of the primo scout/managers in the business so I was excited to have the opportunity. He first talked to me about open areas in the Alabama Hills where the production



could build a crashed, burning spacecraft. To demonstrate we had such areas, I photographed all the “pads” and open areas that I thought had enough space for that kind of set. He agreed.

When he came up I had a conflict and asked Manuel Ruiz to meet him and take him to the areas. Manuel reported back that in addition to the areas I had chosen, he found some others that I thought would work. Then he came back and told me he would hire Manuel for the shoot as his right-hand man because he did such an excellent job. We continued to work on locations. Then they added another spacecraft. One was to be crashed and one landed safely. Captain Marvel played by a woman this time was in one and Fury played by Samuel Jackson in the other.

On the third scout I met 15 from the company out in the Alabamas and set I thought up to be confident in showing them the hills as an alien planet. There were two directors, three producers, five from the art department including a very accomplished Art director and then some others from the construction team. It went well.



Finally, on the fourth scout we were to meet mostly the same people, and Disney pulled the plug on us and Mammoth because they didn't have the money. Now this from the company that made “Black Panther” that made more than one billion dollars was pretty hard to believe. They had already moved the production from Georgia back to California to reduce the costs. I had been worried as they redid the budget that Disney, a noted penny pincher, would still be unhappy. The bottom line was no Marvel, but I think we did everything possible to get them here.

On the brighter side many of the small films and projects which are called euphemistically “independent” which means very limited

budget through the help of the Film Commission discovered ways to cut costs and finish filming. Many of these I have gone over with you in some of my earlier reports.

One that I mentioned set to film on April 4 and 5 was called "Apparat." I had worked a lot in March with them and everything seemed under control.

The day after I returned from Easter I got a panicky call from the Western Film History Museum that they had given permission to a small shoot to use the parking lot as a base camp but now they were actually filming there as well. Could I come over.

Turned out after filming in the Alabamas they were supposed to go to Ridgecrest, but they were so far behind they decided to stay in Lone Pine. I asked how I could help. The producer said in a very harried voice, "What I really need is a hug." So, I gave her a hug. The commissioner is willing to do almost anything to help a company be successful. I did ask what the name "Apparat" meant and she said she had no idea. Hmmm.



With the Museum's agreement and a donation, we skipped the fact that they did not have a permit and they continued to film. Later I was told they came into the museum and set up equipment in a restroom for an hour for a ten second shot. In doing this they knocked down a framed poster and broke it. Not one of filmdom's shining moments.

There are other stories like this one, but in most cases movie companies do obey the rules, get the proper permits, and succeed in getting what they need in the proper time.

The ICFC Website Development

Development of a new website continues on a slow, steady pace. Michael Hay, a county employee for GIS in the IS department has the skills to develop the interactive maps we need. We will need to work on budgeting issues to make it happen. Michael was very helpful and gave us some demonstration. Much better and more convenient than the supplier we found in Tel Aviv

Branding the Inyo as the Place to Film

1. Services

We are constantly recruiting and developing various services to make us more “film friendly.” You never know what a company will ask for and sometimes businesses have not



realized they have services which could be useful. Often the most important part is me preparing the service provider with what they can expect to experience when working with Hollywood. I find some of these professionals can be surprisingly unfamiliar with our area and

unprepared for what we do not have. Recently one Paramount employee said he had been misled and then was given my name. “Do I know the film commissioner in Palm Springs and do they have a film commission? I have a show that needs to film there this coming Monday.” I thought all you have to do is go to the CFC or internet. Turned out it is called the “Greater” Palm Springs Film Commission.” Providing services and information at a moment’s notice is important. The new motto of FLICS (Film Liaison in California State) is “We’re always there for you.”

2. History

Inyo is lucky to have such a rich film history. When we began the film festival, permits went up 15% because it reminded people about filming here. When we opened the Museum and also founded the ICFC filming went up about 20%. All areas of Inyo have a great film history. We had an exhibit in the museum on Bishop's film history and in process discovered about ten more films that worked there bringing the list to more than thirty.

3. Museum of Western Film History

The Museum brings in more than thirty thousand visitors a year who go away much more informed about the possibilities of filming today. I always meet people there so even without walking around they realize filming is one of the things we have done for 98 years and continue to do that today. The museum publishes at least one book a year on western film history. These bring permanent reminders about we are famous for a long, successful history of filmmaking.

4. Tours for visitors, officials

I do many tours a year. Roads Scholars had three bus tours and it has become so popular we now have seven in 2018. Many families and individuals also request tours and our public outreach continues to grow.

5. General attitudes of residents

Inyo residents are generally proud of the film economy and of our long film history which several have actually participated in or observed. Cooperation and support is the secret to bringing more projects here.

6. County Support

The county government, employees and the Supervisors fully stand behind the pledge to be film friendly and work hard to make it a reality.

7. Some unique projects

We work hard to accommodate all project big and small. We also work hard to eliminate impacts and or ameliorate damage done to the land. The Film Commission works to treat every project large or small the same. Whether they are simply preparing a bid or scouting, or in the process of raising funds, they are welcomed, supported and often I

accompany them on scouts to facilitate and shorten their search for exactly the place they are seeking for their project.



8. Next year and beyond

Even as environmental, Federal, jurisdictional limitations are being added, I believe the prospects for filming in Inyo look bright in the year's ahead.





AGENDA REQUEST FORM
BOARD OF SUPERVISORS
COUNTY OF INYO

For Clerk's Use Only:
AGENDA NUMBER

11

- Consent Departmental Correspondence Action Public Hearing
 Scheduled Time for Closed Session Informational

FROM: Administration - Purchasing
by Emma Bills, Purchasing Specialist

FOR THE BOARD MEETING OF: May 8, 2018

SUBJECT: Authorization to increase blanket purchase orders to The Tree House, Inc.

DEPARTMENTAL RECOMMENDATION:

Request Board:

- A. Approve an increase in the amount of the blanket purchase orders with The Tree House, Inc. by \$10,000 to an amount not to exceed \$50,000 from the Purchasing Revolving Budget.
- B. Authorize a blanket purchase in the amount of \$10,000 to be issued to The Tree House.

SUMMARY DISCUSSION:

On November 14, 2017 your Board approved a blanket purchase order to The Tree House, Inc. in an amount not to exceed \$40,000 for HP toner cartridges. The total annual usage exceeded the estimated amount; an additional \$10,000 is needed to meet demands through June 30, 2018

ALTERNATIVES:

Your Board could choose not to authorize this increase, but this alternative is not recommended, purchasing would be forced to purchase from other sources at a higher cost.


OTHER AGENCY INVOLVEMENT:

None

FINANCING:

Traditionally, County departments have included the cost for printing needs.

APPROVALS

COUNTY COUNSEL: N/A	AGREEMENTS, CONTRACTS AND ORDINANCES AND CLOSED SESSION AND RELATED ITEMS (Must be reviewed and approved by county counsel prior to submission to the board clerk.) Approved: _____ Date _____
AUDITOR/CONTROLLER: 	ACCOUNTING/FINANCE AND RELATED ITEMS (Must be reviewed and approved by the auditor-controller prior to submission to the board clerk.) Approved: <u>yes</u> Date <u>4/23/18</u>
PERSONNEL DIRECTOR: N/A	PERSONNEL AND RELATED ITEMS (Must be reviewed and approved by the director of personnel services prior to submission to the board clerk.) Approved: _____ Date _____

DEPARTMENT HEAD SIGNATURE:

(Not to be signed until all approvals are received)

(The Original plus 20 copies of this document are required)



Date: 04-12-2018



AGENDA REQUEST FORM
BOARD OF SUPERVISORS
COUNTY OF INYO

For Clerk's Use Only:
AGENDA NUMBER

12

- Consent
 Departmental
 Correspondence Action
 Public Hearing
 Scheduled Time for
 Closed Session
 Informational

FROM: Motor Pool

FOR THE BOARD MEETING OF: May 8, 2018

SUBJECT: Authorization to increase blanket purchase order to Bishop Ford.

DEPARTMENTAL RECOMMENDATION:

Request your Board approve an increase in the amount of the blanket purchase order with Bishop Ford by \$8,000 to a not to exceed amount of \$38,000 from the Motor Pool budget.

SUMMARY DISCUSSION:

The County utilizes outside vendors for preventative maintenance and repair of approximately 150 County owned vehicles in the Motor Pool fleet. Bishop Ford is one of the vendors used by the County. On July 18, 2017 your Board approved a blanket purchase order to Bishop Ford in the amount of \$30,000 for the maintenance of Motor Pool vehicles. The number of costs of maintenance requests are higher than anticipated, therefore, it necessary to increase the purchase order with Bishop Automotive and request your Board's authorization for the increase.

Having an open purchase order will expedite repairs by allowing us to process payments in a timely manner and provides for efficiency in the Auditor's office in issuing warrants. Increasing this purchase order will not negate the requirement of getting verbal or written quotes for individual purchases in accordance with the County Purchasing Policy.

ALTERNATIVES:

Your Board could choose not to authorize an increase in this blanket purchase order. In that event a separate purchase order for each individual transaction would be used. The net effect would result in a delay every time a motor pool vehicle requires service.

OTHER AGENCY INVOLVEMENT: Auditor/Controller

FINANCING: Funds are available within the Motor Pool budget for the 2017-2018 fiscal year budget 200100 object codes 5171.

APPROVALS

COUNTY COUNSEL:	AGREEMENTS, CONTRACTS AND ORDINANCES AND CLOSED SESSION AND RELATED ITEMS (Must be reviewed and approved by county counsel prior to submission to the board clerk.) Approved: <u> N/A </u> Date <u> </u>
AUDITOR/CONTROLLER:	ACCOUNTING/FINANCE AND RELATED ITEMS (Must be reviewed and approved by the auditor-controller prior to submission to the board clerk.) <i>Ina Lilleman</i> Approved: <u> yes </u> Date <u> 4/19/18 </u>
PERSONNEL DIRECTOR:	PERSONNEL AND RELATED ITEMS (Must be reviewed and approved by the director of personnel services prior to submission to the board clerk.) Approved: <u> N/A </u> Date <u> </u>

DEPARTMENT HEAD SIGNATURE: *Nicholas J. Brown* Date: 4/23/18
(Not to be signed until all approvals are received)



AGENDA REQUEST FORM
BOARD OF SUPERVISORS
COUNTY OF INYO

For Clerk's Use Only:
AGENDA NUMBER

13

- Consent Departmental Correspondence Action Public Hearing
 Scheduled Time for Closed Session Informational

FROM: Recycling and Waste Management

FOR THE BOARD MEETING: May 8, 2018

SUBJECT: Approval of contract with American Refuse, Inc. for tire hauling and disposal.

DEPARTMENTAL RECOMMENDATION:

Request that your Board approve the agreement between the County of Inyo and American Refuse Inc. in an amount not to exceed \$126,000.00 for the period of July 1, 2018 through June 30, 2021 and authorize the Chairperson to sign the Contract subject to and contingent upon obtaining all appropriate signatures and upon the adoption of future County budgets.

SUMMARY DISCUSSION:

California law prohibits the disposal of waste tires in landfills. Rather, they must be brought to a certified waste tire processing facility. For a fee, tires are accepted from businesses and private parties at County landfills for disposal elsewhere.

The current contract for disposal terminates on June 30, 2018. Therefore, Waste Management sought bids from transportation companies to provide for the collection and removal of waste tires from the County's landfills. Inyo County Waste Management requires that the waste tire hauler must be certified by the State and complete all appropriate documentation required by law, including waste tire manifests and tire trip logs. Bids were received from Nite Owl Transportation in Bishop and from American Refuse Inc. in Wasco, California; both are certified. The bids for removal and recycling were as follows:

American Refuse: \$240.00/ton
Nite Owl: \$258.00/ton

Including the local business and small business considerations, the low bid was submitted by American Refuse.

American Refuse has been providing the service to the County for the past three years. This new contract reflects a decrease in cost from the current per ton rate.

ALTERNATIVES: Your Board could choose to not approve the tire hauling and disposal contract. This is not recommended because if services were provided "in house" it would be at a greater overall cost to the County. If the County were to eliminate the program a significant increase in illegal dumping of tires could be anticipated.

OTHER AGENCY INVOLVEMENT: None

FINANCING: Funds for this service are included in the Waste Management budget 045700, Object Code 5265, Professional Services.

APPROVALS

BUDGET OFFICER:	BUDGET AMENDMENTS <i>(Must be reviewed and approved by Budget Officer prior to being approved by others, as needed, and prior to submission to the Assistant Clerk of the Board.)</i> Approved: _____ Date _____
COUNTY COUNSEL: 	AGREEMENTS, CONTRACTS AND ORDINANCES AND CLOSED SESSION AND RELATED ITEMS <i>(Must be reviewed and approved by county counsel prior to submission to the board clerk.)</i> Approved: <u>yes</u> Date <u>4/18/18</u>
AUDITOR/CONTROLLER: 	ACCOUNTING/FINANCE AND RELATED ITEMS <i>(Must be reviewed and approved by the auditor-controller prior to submission to the board clerk.)</i> Approved: <u>yes</u> Date <u>4/19/2018</u>
PERSONNEL DIRECTOR:	PERSONNEL AND RELATED ITEMS <i>(Must be reviewed and approved by the director of personnel services prior to submission to the board clerk.)</i> Approved: _____ Date _____

DEPARTMENT HEAD SIGNATURE:  Date: 4/20/18
(Not to be signed until all approvals are received)
(The Original plus 14 copies of this document are required)

AGREEMENT BETWEEN COUNTY OF INYO
AND AMERICAN REFUSE, INC
FOR THE PROVISION OF TIRE HAULING AND RECYCLING SERVICES

INTRODUCTION

WHEREAS, the County of Inyo (hereinafter referred to as "County") may have the need for the TIRE HAULING & RECYCLING services of AMERICAN REFUSE INCORPORATED of WASCO, CA (hereinafter referred to as "Contractor"), and in consideration of the mutual promises, covenants, terms, and conditions hereinafter contained, the parties hereby agree as follows:

TERMS AND CONDITIONS

1. SCOPE OF WORK.

The Contractor shall furnish to the County, upon its request, those services and work set forth in Attachment A, attached hereto and by reference incorporated herein. Requests by the County to the Contractor to perform under this Agreement will be made by CAP AUBREY, whose title is: RECYCLING SUPERINTENDENT. Requests to the Contractor for work or services to be performed under this Agreement will be based upon the County's need for such services. The County makes no guarantee or warranty, of any nature, that any minimum level or amount of services or work will be requested of the Contractor by the County under this Agreement. County by this Agreement incurs no obligation or requirement to request from Contractor the performance of any services or work at all, even if County should have some need for such services or work during the term of this Agreement.

Services and work provided by the Contractor at the County's request under this Agreement will be performed in a manner consistent with the requirements and standards established by applicable federal, state, and County laws, ordinances, regulations, and resolutions. Such laws, ordinances, regulations, and resolutions include, but are not limited to, those which are referred to in this Agreement.

2. TERM.

The term of this Agreement shall be from JULY 1, 2018 to JUNE 30, 2021 unless sooner terminated as provided below.

3. CONSIDERATION.

A. **Compensation.** County shall pay to Contractor in accordance with the Schedule of Fees (set forth as Attachment B) for the services and work described in Attachment A which are performed by Contractor at the County's request.

B. **Travel and per diem.** Contractor will not be paid or reimbursed for travel expenses or per diem which Contractor incurs in providing services and work requested by County under this Agreement.

C. **No additional consideration.** Except as expressly provided in this Agreement, Contractor shall not be entitled to, nor receive, from County, any additional consideration, compensation, salary, wages, or other type of remuneration for services rendered under this Agreement. Specifically, Contractor shall not be entitled, by virtue of this Agreement, to consideration in the form of overtime, health insurance benefits, retirement benefits, disability retirement benefits, sick leave, vacation time, paid holidays, or other paid leaves of absence of any type or kind whatsoever.

D. Limit upon amount payable under Agreement. The total sum of all payments made by the County to Contractor for services and work performed under this Agreement shall not exceed ONE HUNDRED TWENTY SIX THOUSAND DOLLARS Dollars (hereinafter referred to as "contract limit"). County expressly reserves the right to deny any payment or reimbursement requested by Contractor for services or work performed which is in excess of the contract limit.

E. Billing and payment. Contractor shall submit to the County, once a month, an itemized statement of all services and work described in Attachment A, which were done at the County's request. This statement will be submitted to the County not later than the fifth (5th) day of the month. The statement to be submitted will cover the period from the first (1st) day of the preceding month through and including the last day of the preceding month. This statement will identify the date on which the services and work were performed and describe the nature of the services and work which were performed on each day. Upon timely receipt of the statement by the fifth (5th) day of the month, County shall make payment to Contractor on the last day of the month.

F. Federal and State taxes.

(1) Except as provided in subparagraph (2) below, County will not withhold any federal or state income taxes or social security from any payments made by County to Contractor under the terms and conditions of this Agreement.

(2) County will withhold California State income taxes from payments made under this Agreement to non-California resident independent contractors when it is anticipated that total annual payments to Contractor under this Agreement will exceed one thousand four hundred ninety nine dollars (\$1,499.00).

(3) Except as set forth above, County has no obligation to withhold any taxes or payments from sums paid by County to Contractor under this Agreement. Payment of all taxes and other assessments on such sums is the sole responsibility of Contractor. County has no responsibility or liability for payment of Contractor's taxes or assessments.

(4) The total amounts paid by County to Contractor, and taxes withheld from payments to non-California residents, if any, will be reported annually to the Internal Revenue Service and the California State Franchise Tax Board. To facilitate this reporting, Contractor shall complete and submit to the County an Internal Revenue Service (IRS) Form W-9 upon executing this Agreement.

4. WORK SCHEDULE.

Contractor's obligation is to perform, in a timely manner, those services and work identified in Attachment A which are requested by the County. It is understood by Contractor that the performance of these services and work will require a varied schedule. Contractor will arrange his/her own schedule, but will coordinate with County to ensure that all services and work requested by County under this Agreement will be performed within the time frame set forth by County.

5. REQUIRED LICENSES, CERTIFICATES, AND PERMITS.

A. Any licenses, certificates, or permits required by the federal, state, county, municipal governments, for contractor to provide the services and work described in Attachment A must be procured by Contractor and be valid at the time Contractor enters into this Agreement or as otherwise may be required. Further, during the term of this Agreement, Contractor must maintain such licenses, certificates, and permits in full force and effect. Licenses, certificates, and permits may include, but are not limited to, driver's licenses,

professional licenses or certificates, and business licenses. Such licenses, certificates, and permits will be procured and maintained in force by Contractor at no expense to the County. Contractor will provide County, upon execution of this Agreement, with evidence of current and valid licenses, certificates and permits which are required to perform the services identified in Attachment A. Where there is a dispute between Contractor and County as to what licenses, certificates, and permits are required to perform the services identified in Attachment A, County reserves the right to make such determinations for purposes of this Agreement.

B. Contractor warrants that it is not presently debarred, suspended, proposed for debarment, declared ineligible, or voluntarily excluded from participation in covered transactions by any federal department or agency. Contractor also warrants that it is not suspended or debarred from receiving federal funds as listed in the List of Parties Excluded from Federal Procurement or Non-procurement Programs issued by the General Services Administration available at: <http://www.sam.gov>.

6. OFFICE SPACE, SUPPLIES, EQUIPMENT, ETC.

Contractor shall provide such office space, supplies, equipment, vehicles, reference materials, and telephone service as is necessary for Contractor to provide the services identified in Attachment A to this Agreement. County is not obligated to reimburse or pay Contractor, for any expense or cost incurred by Contractor in procuring or maintaining such items. Responsibility for the costs and expenses incurred by Contractor in providing and maintaining such items is the sole responsibility and obligation of Contractor.

7. COUNTY PROPERTY.

A. Personal Property of County. Any personal property such as, but not limited to, protective or safety devices, badges, identification cards, keys, etc. provided to Contractor by County pursuant to this Agreement are, and at the termination of this Agreement remain, the sole and exclusive property of County. Contractor will use reasonable care to protect, safeguard and maintain such items while they are in Contractor's possession. Contractor will be financially responsible for any loss or damage to such items, partial or total, which is the result of Contractor's negligence.

B. Products of Contractor's Work and Services. Any and all compositions, publications, plans, designs, specifications, blueprints, maps, formulas, processes, photographs, slides, video tapes, computer programs, computer disks, computer tapes, memory chips, soundtracks, audio recordings, films, audio-visual presentations, exhibits, reports, studies, works of art, inventions, patents, trademarks, copyrights, or intellectual properties of any kind which are created, produced, assembled, compiled by, or are the result, product, or manifestation of, Contractor's services or work under this Agreement are, and at the termination of this Agreement remain, the sole and exclusive property of the County. At the termination of the Agreement, Contractor will convey possession and title to all such properties to County.

8. WORKERS' COMPENSATION.

Contractor shall provide Statutory California Worker's Compensation coverage and Employer's Liability coverage for not less than \$1,000,000 per occurrence for all employees engaged in services or operations under this Agreement. The County of Inyo, its agents, officers and employees shall be named as additional insured or a waiver of subrogation shall be provided.

9. INSURANCE.

For the duration of this Agreement Contractor shall procure and maintain insurance of the scope and amount specified in Attachment C and with the provisions specified in that attachment.

10. STATUS OF CONTRACTOR.

All acts of Contractor, its agents, officers, and employees, relating to the performance of this Agreement, shall be performed as independent contractors, and not as agents, officers, or employees of County. Contractor, by virtue of this Agreement, has no authority to bind or incur any obligation on behalf of County. Except as expressly provided in Attachment A, Contractor has no authority or responsibility to exercise any rights or power vested in the County. No agent, officer, or employee of the Contractor is to be considered an employee of County. It is understood by both Contractor and County that this Agreement shall not under any circumstances be construed or considered to create an employer-employee relationship or a joint venture. As an independent contractor:

A. Contractor shall determine the method, details, and means of performing the work and services to be provided by Contractor under this Agreement.

B. Contractor shall be responsible to County only for the requirements and results specified in this Agreement, and except as expressly provided in this Agreement, shall not be subjected to County's control with respect to the physical action or activities of Contractor in fulfillment of this Agreement.

C. Contractor, its agents, officers, and employees are, and at all times during the term of this Agreement shall, represent and conduct themselves as independent contractors, and not as employees of County.

11. DEFENSE AND INDEMNIFICATION.

Contractor shall defend, indemnify, and hold harmless County, its agents, officers, and employees from and against all claims, damages, losses, judgments, liabilities, expenses, and other costs, including litigation costs and attorney's fees, arising out of, resulting from, or in connection with, the performance of this Agreement by Contractor, or Contractor's agents, officers, or employees. Contractor's obligation to defend, indemnify, and hold the County, its agents, officers, and employees harmless applies to any actual or alleged personal injury, death, or damage or destruction to tangible or intangible property, including the loss of use. Contractor's obligation under this paragraph extends to any claim, damage, loss, liability, expense, or other costs which is caused in whole or in part by any act or omission of the Contractor, its agents, employees, supplier, or any one directly or indirectly employed by any of them, or anyone for whose acts or omissions any of them may be liable.

Contractor's obligation to defend, indemnify, and hold the County, its agents, officers, and employees harmless under the provisions of this paragraph is not limited to, or restricted by, any requirement in this Agreement for Contractor to procure and maintain a policy of insurance.

To the extent permitted by law, County shall defend, indemnify, and hold harmless Contractor, its agents, officers, and employees from and against all claims, damages, losses, judgments, liabilities, expenses, and other costs, including litigation costs and attorney's fees, arising out of, or resulting from, the active negligence, or wrongful acts of County, its officers, or employees.

12. RECORDS AND AUDIT.

A. Records. Contractor shall prepare and maintain all records required by the various provisions of this Agreement, federal, state, county, municipal, ordinances, regulations, and directions. Contractor shall maintain these records for a minimum of four (4) years from the termination or completion of this Agreement. Contractor may fulfill its obligation to maintain records as required by this paragraph by substitute photographs, microphotographs, or other authentic reproduction of such records.

B. Inspections and Audits. Any authorized representative of County shall have access to any books, documents, papers, records, including, but not limited to, financial records of Contractor, which County determines to be pertinent to this Agreement, for the purposes of making audit, evaluation, examination, excerpts, and transcripts during the period such records are to be maintained by Contractor. Further, County has the right, at all reasonable times, to audit, inspect, or otherwise evaluate the work performed or being performed under this Agreement.

13. NONDISCRIMINATION.

During the performance of this Agreement, Contractor, its agents, officers, and employees shall not unlawfully discriminate in violation of any federal, state, or local law, against any employee, or applicant for employment, or person receiving services under this Agreement, because of race, religion, color, national origin, ancestry, physical handicap, medical condition, marital status, age, or sex. Contractor and its agents, officers, and employees shall comply with the provisions of the Fair Employment and Housing Act (Government Code section 12900, et seq.), and the applicable regulations promulgated thereunder in the California Code of Regulations. Contractor shall also abide by the Federal Civil Rights Act of 1964 (P.L. 88-352) and all amendments thereto, and all administrative rules and regulations issued pursuant to said act.

14. CANCELLATION.

This Agreement may be canceled by County without cause, and at will, for any reason by giving to Contractor thirty (30) days written notice of such intent to cancel. Contractor may cancel this Agreement without cause, and at will, for any reason whatsoever by giving thirty (30) days written notice of such intent to cancel to County.

15. ASSIGNMENT.

This is an agreement for the services of Contractor. County has relied upon the skills, knowledge, experience, and training of Contractor as an inducement to enter into this Agreement. Contractor shall not assign or subcontract this Agreement, or any part of it, without the express written consent of County. Further, Contractor shall not assign any monies due or to become due under this Agreement without the prior written consent of County.

16. DEFAULT.

If the Contractor abandons the work, or fails to proceed with the work and services requested by County in a timely manner, or fails in any way as required to conduct the work and services as required by County, County may declare the Contractor in default and terminate this Agreement upon five (5) days written notice to Contractor. Upon such termination by default, County will pay to Contractor all amounts owing to Contractor for services and work satisfactorily performed to the date of termination.

17. WAIVER OF DEFAULT.

Waiver of any default by either party to this Agreement shall not be deemed to be waiver of any subsequent default. Waiver or breach of any provision of this Agreement shall not be deemed to be a waiver of any other or subsequent breach, and shall not be construed to be a modification of the terms of this Agreement unless this Agreement is modified as provided in paragraph twenty-three (23) below.

18. CONFIDENTIALITY.

Contractor further agrees to comply with the various provisions of the federal, state, and county laws, regulations, and ordinances providing that information and records kept, maintained, or accessible by Contractor in the course of providing services and work under this Agreement, shall be privileged, restricted, or confidential. Contractor agrees to keep confidential all such information and records. Disclosure of such confidential, privileged, or protected information shall be made by Contractor only with the express written consent of the County. Any disclosure of confidential information by Contractor without the County's written consent is solely and exclusively the legal responsibility of Contractor in all respects.

Notwithstanding anything in the Agreement to the contrary, names of persons receiving public social services are confidential and are to be protected from unauthorized disclosure in accordance with Title 45, Code of Federal Regulations Section 205.50, the Health Insurance Portability and Accountability Act of 1996, and Sections 10850 and 14100.2 of the Welfare and Institutions Code, and regulations adopted pursuant thereto. For the purpose of this Agreement, all information, records, and data elements pertaining to beneficiaries shall be protected by the provider from unauthorized disclosure.

19. CONFLICTS.

Contractor agrees that it has no interest, and shall not acquire any interest, direct or indirect, which would conflict in any manner or degree with the performance of the work and services under this Agreement.

20. POST AGREEMENT COVENANT.

Contractor agrees not to use any confidential, protected, or privileged information which is gained from the County in the course of providing services and work under this Agreement, for any personal benefit, gain, or enhancement. Further, Contractor agrees for a period of two years after the termination of this Agreement, not to seek or accept any employment with any entity, association, corporation, or person who, during the term of this Agreement, has had an adverse or conflicting interest with the County, or who has been an adverse party in litigation with the County, and concerning such, Contractor by virtue of this Agreement has gained access to the County's confidential, privileged, protected, or proprietary information.

21. SEVERABILITY.

If any portion of this Agreement or application thereof to any person or circumstance shall be declared invalid by a court of competent jurisdiction, or if it is found in contravention of any federal, state, or county statute, ordinance, or regulation, the remaining provisions of this Agreement, or the application thereof, shall not be invalidated thereby, and shall remain in full force and effect to the extent that the provisions of this Agreement are severable.

22. FUNDING LIMITATION.

The ability of County to enter this Agreement is based upon available funding from various sources. In the event that such funding fails, is reduced, or is modified, from one or more sources, County has the option to cancel, reduce, or modify this Agreement, or any of its terms within ten (10) days of its notifying Contractor of the cancellation, reduction, or modification of available funding. Any reduction or modification of this Agreement made pursuant to this provision must comply with the requirements of paragraph twenty-three (23) (Amendment).

23. AMENDMENT.

This Agreement may be modified, amended, changed, added to, or subtracted from, by the mutual consent of the parties hereto, if such amendment or change is in written form and executed with the same formalities as this Agreement, and attached to the original Agreement to maintain continuity.

24. NOTICE.

Any notice, communication, amendments, additions, or deletions to this Agreement, including change of address of either party during the terms of this Agreement, which Contractor or County shall be required, or may desire, to make, shall be in writing and may be personally served, or sent by prepaid first class mail to, the respective parties as follows:

County of Inyo	
RECYCLING & WASTE MANAGEMENT	Department
163 MAT STREET	Street
BISHOP, CA 93514	City and State

Contractor:	
AMERICAN REFUSE, INC.	Name
1316 J STREET	Street
WASCO, CA 93280	City and State

25. ENTIRE AGREEMENT.

This Agreement contains the entire agreement of the parties, and no representations, inducements, promises, or agreements otherwise between the parties not embodied herein or incorporated herein by reference, shall be of any force or effect. Further, no term or provision hereof may be changed, waived, discharged, or terminated, unless the same be in writing executed by the parties hereto.

///

///

**AGREEMENT BETWEEN COUNTY OF INYO
AND AMERICAN REFUSE, INC.
FOR THE PROVISION OF TIRE HAULING AND RECYCLING SERVICES**

IN WITNESS THEREOF, THE PARTIES HERETO HAVE SET THEIR HANDS AND SEALS
THIS _____ DAY OF _____, _____.

COUNTY OF INYO

CONTRACTOR

By: _____

By: J. Martin
Signature

Dated: _____

JCAP & Martin
Print or Type Name

Dated: 4-10-18

APPROVED AS TO FORM AND LEGALITY:

County Counsel
DeWalter

APPROVED AS TO ACCOUNTING FORM:

[Signature]
County Auditor

APPROVED AS TO PERSONNEL REQUIREMENTS:

Personnel Services

APPROVED AS TO INSURANCE REQUIREMENTS:

M. Baker
County Risk Manager

ATTACHMENT A

**AGREEMENT BETWEEN COUNTY OF INYO
AND AMERICAN REFUSE, INC.
FOR THE PROVISION OF TIRE HAULING AND RECYCLING SERVICES**

TERM:
7/01/2018 6/30/2021
FROM: _____ **TO:** _____

SCOPE OF WORK:

The project scope shall include, but not be limited to, all labor, materials, equipment, supplies, and permits necessary for the loading, securing, transporting, and recycling of tires, whole or cut. Said scope of work shall include the following:

1. Material to be transported may include waste tires up to 11:24.5 in size including loader and grader tires. Tires may be in an altered state, i.e., cut quartered or sliced.
2. For the County's waste tire diversion program, Contractor shall furnish two (2) empty roll-off bins or truck trailer at the Bishop Sunland Landfill, which shall then be loaded on as-needed basis by landfill personnel. Upon reaching capacity, and at the County's request, Contractor shall furnish an empty replacement trailer or roll-off bin and remove the full trailer or roll-off bin for hauling to a tire recycling facility. Regardless of the ultimate destination, waste tires shall be used solely for fuel, recycling, or other waste diversion purposes or beneficial use, consistent with the intent of the Integrated Waste Management Act of 1989.
3. For the waste tire diversion program, Contractor shall complete the appropriate documentation required by law, including waste manifest forms and tire trip logs developed by the California Integrated Waste Management Board.
4. Prior to payment being made by the County, Contractor shall furnish copies of manifest or bill of lading to the County for each trip performed at the County's request.

ATTACHMENT B

AGREEMENT BETWEEN COUNTY OF INYO
AND AMERICAN REFUSE, INC.
FOR THE PROVISION OF TIRE HAULING AND RECYCLING SERVICES

TERM:
FROM: 7/01/2018 **TO:** 6/30/2021

SCHEDULE OF FEES:

PROVIDE TRAILER OR ROLL-OFF BINS, PICK UP, HAULING AND RECYCLING OF WHOLE AND CUT TIRES: \$240.00 PER TON

ATTACHMENT C
AGREEMENT BETWEEN COUNTY OF INYO
AND AMERICAN REFUSE, INC

FOR THE PROVISION OF TIRE HAULING AND RECYCLING **SERVICES**

TERM:

FROM: 7/01/2018 **TO:** 6/30/2021

SEE ATTACHED INSURANCE PROVISIONS

Specifications 6

Insurance Requirements for Environmental Contractors and/or Consultants

Contractor shall procure and maintain for the duration of the contract insurance against claims for injuries to persons or damage to property which may arise from or in connection with the performance of the work hereunder and the results of that work by the Contractor, his agents, representatives, employees, or subcontractors. With respect to General Liability, Errors & Omissions, Contractors Pollution Liability, and/or Asbestos Pollution Liability, coverage should be maintained for a minimum of five (5) years after contract completion.

MINIMUM SCOPE AND LIMIT OF INSURANCE

Coverage shall be at least as broad as:

1. **Commercial General Liability (CGL):** Insurance Services Office Form CG 00 01 07 04 covering CGL on an "occurrence" basis, including products-completed operations, property damage, bodily injury, & personal injury, with limits no less than **\$1,000,000** per occurrence. If a general aggregate limit applies, either the general aggregate limit shall apply separately to this project/location or the general aggregate limit shall be twice the required occurrence limit.
2. **Automobile Liability:** Insurance Services Office Form Number CA 0001 covering any auto (Code 1), or if Contractor has no owned autos, hired (Code 8) and non-owned (Code 9) autos, with limit no less than **\$500,000** per accident for bodily injury and property damage.
3. **Workers' Compensation** insurance as required by the State of California, with Statutory Limits, and Employer's Liability Insurance with limit of no less than \$1,000,000 per accident for bodily injury or disease.
4. Contractors Pollution Liability and/or Asbestos Pollution Liability and/or Errors & Omissions applicable to the work being performed, with a limit no less than \$1,000,000 per claim or occurrence and \$2,000,000 aggregate per policy period of one year,

Deductible and Self Insured Retentions

Any deductibles or self-insured retentions must be declared to and approved by the Entity. At the option of the Entity, the Contractor shall provide coverage to reduce or eliminate such deductibles or self insured retentions as respects the Entity, its officers, officials, employees, and volunteers; or the Contractor shall provide evidence satisfactory to the Entity guaranteeing payment of losses and related investigations, claim administration, and defense expenses.

Other Insurance Provisions

- A. The General Liability, Automobile Liability, Contractors Pollution Liability, and/or Asbestos Pollution policies are to contain, or be endorsed to contain, the following provisions:
 1. **The Entity, its officers, officials, employees, and volunteers are to be covered as additional insureds** with respect to liability arising out of automobiles owned, leased, hired, or borrowed by or on behalf of the Contractor; and with respect to liability arising out of work or operations performed by or on behalf of the Contractor including materials, parts or equipment furnished in connection with such work or operations. General liability coverage can be provided in the form of an endorsement to the Contractor's insurance (at

least as broad as ISO Form CG 20 10, 11 85 or both CG 20 10 and CG 20 37 forms if later revisions used).

2. For any claims related to this project, **the Contractor's insurance coverage shall be primary insurance** as respects the Entity, its officers, officials, employees, agents, and volunteers. Any insurance or self-insurance maintained by the Entity, its officers, officials, employees, agents, or volunteers shall be excess of the Contractor's insurance and shall not contribute with it.
 3. Each insurance policy required above shall provide that coverage shall not be canceled, except with notice to the Entity.
- B. The Automobile Liability policy shall be endorsed to include Transportation Pollution Liability insurance, covering materials to be transported by Contractor pursuant to the contract. This coverage may also be provided on the Contractors Pollution Liability policy.
- C. If General Liability, Contractors Pollution Liability and/or Asbestos Pollution Liability and/or Errors & Omissions coverages are written on a claims-made form:
1. The retroactive date must be shown, and must be before the date of the contract or the beginning of contract work.
 2. Insurance must be maintained and evidence of insurance must be provided for at least five (5) years after completion of the contract of work.
 3. If coverage is canceled or non-renewed, and not replaced with another claims-made policy form with a retroactive date prior to the contract effective date, the Contractor must purchase an extended period coverage for a minimum of five (5) years after completion of contract work.
 4. A copy of the claims reporting requirements must be submitted to the Entity for review.
 5. If the services involve lead-based paint or asbestos identification / remediation, the Contractors Pollution Liability shall not contain lead-based paint or asbestos exclusions. If the services involve mold identification / remediation, the Contractors Pollution Liability shall not contain a mold exclusion and the definition of "Pollution" shall include microbial matter including mold.

Acceptability of Insurers

Insurance is to be placed with insurers with a current A.M. Best rating of no less than A:VII if admitted in the State of California. If Contractors Pollution Liability, Asbestos Pollution and/or Errors & Omissions coverages are not available from an admitted insurer, the coverage may be written by a non-admitted insurance company. A non-admitted company should have an A.M. Best rating of A:X or higher. Exception may be made for the California State Compensation Insurance Fund if not rated.

Verification of Coverage

Contractor shall furnish the Entity with original certificates and amendatory endorsements, or copies of the applicable insurance language, effecting coverage required by this contract. All certificates and endorsements are to be received and approved by the Entity before work commences. However, failure to obtain the required documents prior to the work beginning shall not waive the Contractor's obligation to provide them. The Entity reserves the right to

require complete, certified copies of all required insurance policies, including endorsements required by these specifications, at any time.

Waiver of Subrogation

Contractor hereby grants to Entity a waiver of subrogation which any insurer may acquire against Entity, its officers, officials, employees, and volunteers, from Contractor by virtue of the payment of any loss. Contractor agrees to obtain any endorsement that may be necessary to effect this waiver of subrogation but this provision applies regardless of whether or not the Entity has received a waiver of subrogation endorsement from the insurer.

The Workers' Compensation policy shall be endorsed with a waiver of subrogation in favor of the Entity for all work performed by the Contractor, its employees, agents, and subcontractors.

Subcontractors

Contractor shall require and verify that all subcontractors maintain insurance meeting all the requirements stated herein.

Special Risks or Circumstances

Entity reserves the right to modify these requirements, including limits, based on the nature of the risk, prior experience, insurer, coverage, or other special circumstances.



AGENDA REQUEST FORM
BOARD OF SUPERVISORS
COUNTY OF INYO

For Clerk's Use Only:

AGENDA NUMBER

14

- Consent Departmental Correspondence Action Public Hearing
 Scheduled Time for Closed Session Informational

FROM: HEALTH & HUMAN SERVICES – Health

FOR THE BOARD MEETING OF: May 8, 2018

SUBJECT: Agreement between Inyo County and California Department of Health Care Services to participate in Medi-Cal County Inmate Program (MCIP)

DEPARTMENTAL RECOMMENDATION:

Request your Board approve the agreement #18-95039 between County of Inyo Health and Human Services and Department of Health Care Services, Medi-Cal Inmate Program (MCIP) for the FY 2018-2019 in the amount of \$87.11. We further request you authorize the Director of Health and Human Services to sign this agreement. Approval for participation in the MCIP was granted during the January 16, 2018 board meeting.

CAO RECOMMENDATION:

SUMMARY DISCUSSION:

The Medi-Cal Inmate Program provides Medi-Cal coverage for eligible inmates who receive inpatient services at a medical facility located off the grounds of the correctional facility for an expected stay of more than 24 hours. This program will relieve the county of the federal share of these services provided to inmates. The medical provider will bill Medi-Cal as they usually do and receive payment. DHCS will then quarterly submit invoices to the counties where the inmate is being held to re-coop the non-federal share of the services.

Approval for participation in the MCIP was granted during the January 16, 2018 board meeting. The administration fee for these services has been raised to \$87.11 from \$78.00 in FY 2017-2018.

Health and Human Services has developed a comprehensive case management system to identify when an inmate's hospitalization meets these criteria so that the Medi-Cal application is completed timely, the dates of services and eligibility correspond, and services and costs are tracked.

ALTERNATIVES:

The Board could choose not to allow the HHS Director to sign this agreement. This is not recommended as this would leave the county responsible for the cost of all medical services provided to the inmate that would otherwise be paid by Medi-cal.

OTHER AGENCY INVOLVEMENT:

HHS divisions, Sheriff, and Probation

FINANCING:

Health Services Realignment. These expenses are paid out of Health (045100) in Professional

Services (5265). No County General Funds.

APPROVALS

COUNTY COUNSEL:

[Handwritten Signature]

AGREEMENTS, CONTRACTS AND ORDINANCES AND CLOSED SESSION AND RELATED ITEMS *(Must be reviewed and approved by County Counsel prior to submission to the Board Clerk.)*

Approved: _____

[Handwritten Signature]

Date: _____

4/18/18

AUDITOR/CONTROLLER:

[Handwritten Signature]

ACCOUNTING/FINANCE AND RELATED ITEMS *(Must be reviewed and approved by the Auditor/Controller prior to submission to the Board Clerk.)*

Approved: _____

[Handwritten Signature]

Date: _____

4/23/18

DEPARTMENT HEAD SIGNATURE:

(Not to be signed until all approvals are received)

[Handwritten Signature]

Date: _____

4/18/18

MEDI-CAL COUNTY INMATE PROGRAM AGREEMENT

Article 1 – Parties

- A. The parties to this Agreement (Agreement) are *County of Inyo* (the County) and the California Department of Health Care Services (DHCS).
- B. The County may voluntarily choose to participate in the Medi-Cal County Inmate Program (MCIP) by entering into this Agreement as authorized by Welfare and Institutions Code sections 14053.7 and 14053.8, and Government Code sections 26605.6, 26605.7, and 26605.8.
- C. DHCS is the single state agency responsible for administering the California Medical Assistance Program (Medi-Cal), including MCIP, pursuant to California Welfare and Institutions Code section 14100.1.

Article 2 – Purpose of the Agreement

- A. The purpose of this Agreement is to set forth the terms a County must abide by in order to participate in MCIP. If a County does not participate in MCIP or does not abide by the terms of this Agreement, the County remains responsible for arranging for and paying for medical care for its inmates. MCIP creates budgetary savings for the County for the medical care provided to its Medi-Cal eligible inmates. MCIP makes federal financial participation (FFP) available for medical care provided to Medi-Cal eligible county inmates. The County receives budgetary savings because it does not fund the federal share of MCIP services for their Medi-Cal eligible inmates. MCIP services are provided by Medi-Cal providers to Medi-Cal eligible inmates, for which FFP may be claimed consistent with federal law, including but not limited to subparagraph (A) following paragraph (29) of Section 1905(a) of the Social Security Act.
 - 1) MCIP allows the Medi-Cal providers to directly bill DHCS for MCIP services and DHCS will reimburse the Medi-Cal providers at their applicable Medi-Cal rate for the services rendered, to the extent FFP is available. DHCS will seek and retain FFP claimed for MCIP services and the County will reimburse DHCS any remaining balance for the claims paid by DHCS to the Medi-Cal provider for MCIP services, except for the MCIP services provided by public providers under the certified public expenditure (CPE) process.
 - 2) When the Medi-Cal provider is a Designated Public Hospital (DPH) or other public provider that incurs the cost of the nonfederal share pursuant to the CPE process, the Medi-Cal provider shall receive the FFP resulting from expenditures for the MCIP services. Notwithstanding the sentence above, DPHs may claim under Subparagraph 1 for MCIP services that are not claimed through the CPE process established in the Demonstration Project.

- B. The County shall reimburse DHCS its apportioned share of the nonfederal share of the administrative costs incurred for the administration of MCIP based on Addendum A.

Article 3 – Term of the Agreement

Subject to the provisions of this Agreement, the term of this Agreement shall be one year from July 1, 2018, through June 30, 2019.

Article 4 – Maximum Payable Amount

- A. The amount under this Agreement that the County shall be obligated to reimburse DHCS for MCIP services paid by DHCS to Medi-Cal providers shall not exceed the nonfederal share of the Medi-Cal payments for MCIP services for the County's inmates incurred by DHCS. The maximum payable amount shall not exceed: \$100,000.00. This amount is subject to the annual limitations listed below:

Year	MCIP Services Total Nonfederal Share
SFY 2018-19	\$100,000.00

- B. The amount that the County shall be obligated to pay DHCS for MCIP administrative services rendered under this Agreement shall not exceed its apportioned share of the nonfederal share of the federally claimable costs of administering MCIP incurred by DHCS. The maximum payable amount shall not exceed the County's apportioned share, which shall be based on a methodology specified in *Addendum A*, which is: \$87.11. This amount is subject to the annual limitations listed below:

Year	MCIP Administrative Services Total Nonfederal Share for the County
SFY 2018-19	\$87.11

- C. The maximum payable amount under this Agreement shall not exceed \$100,087.11.
- D. For future SFY periods not covered under this Agreement, the maximum payable amount will be determined through a new Agreement or an amendment to this Agreement.

Article 5 – Contact Persons

Any notice, request, demand or other communication required or permitted hereunder, shall be deemed to be properly given when deposited in the United States mail, postage prepaid, and addressed:

In the case of the County, to:

*County Coordinator
County of Inyo
Attn: Anna Scott, Deputy Director
P.O. Box Drawer H
Independence, CA 93526
ascott@inyocounty.us
(760) 878-0232*

Or to such person or address as the County may furnish in writing or e-mail to DHCS.

In the case of DHCS, to:

California Department of Health Care Services
Safety Net Financing Division
Medi-Cal Supplemental Payments Section
Attn: Inmate Medi-Cal Claiming Unit
1501 Capitol Avenue, MS 4504
P.O. Box 997436
Sacramento, CA 95899-7436

Or to such person or address as DHCS may, from time to time, furnish in writing or email to County.

Article 6 – Payment Terms and Invoicing

A. General Terms

- 1) The County shall compensate DHCS for the County's apportioned share of the nonfederal share of MCIP administrative services, and for the nonfederal share of MCIP services listed in Article 7, as required by Welfare and Institutions Code sections 14053.7 and 14053.8, and Government Code sections 26605.6, 26605.7, and 26605.8, within sixty (60) days of receipt of an invoice from DHCS, which specifies both the total federally claimable cost, and the nonfederal share of the total cost, for payments DHCS has made to providers, except that the County shall not reimburse the state for the nonfederal share of services billed by Medi-Cal providers under a CPE process, as described in Articles 8 and 11, below. MCIP administrative services and MCIP services shall be separately invoiced by DHCS to the County. Addendum A attached to this

Agreement includes details regarding the nonfederal share of administrative costs. If the County is found to have overpaid DHCS comparing its owed nonfederal share to payments actually made, DHCS shall refund the overpayment to the County within forty-five (45) days of an invoice from the County, containing the same information. This refund may be made by offsetting the amount against the County's next quarterly payment due to DHCS.

- 2) Failure by the County to timely compensate DHCS pursuant to Paragraphs B and C shall constitute a material breach of this Agreement by the County, which, at DHCS' discretion, may result in termination by DHCS pursuant to Article 10. The County may cure such breach by rendering payment of the amount owed to DHCS prior to the termination of this Agreement.
- 3) In no event shall payment be made by the County for any invoice or portion thereof exceeding the respective maximum annual Agreement amount specified in Article 4. Payment for any MCIP administrative services rendered by DHCS or MCIP services paid by DHCS exceeding the respective maximum annual Agreement amount shall require an amendment to this Agreement pursuant to Article 9. If the County fails to execute a retroactive amendment to the maximum payable amount under this Agreement, DHCS shall terminate the Agreement pursuant to Article 10.
- 4) Payments shall be sent to DHCS at the following address (or such other address as DHCS may specify in writing):

California Department of Health Care Services
Safety Net Financing Division
Medi-Cal Supplemental Payments Section
Attn: Inmate Medi-Cal Claiming Unit
1501 Capitol Avenue, MS 4504
P.O. Box 997436
Sacramento, CA 95899-7436

B. MCIP Services

- 1) DHCS shall submit to the County a quarterly invoice for MCIP services that identifies the nonfederal share amount, and a report that contains information regarding paid claims data for the quarter, including information identifying the provider of services and the beneficiary, the recipient aid code, and amount of reimbursement, and other information that may be agreed to between the parties.
- 2) The DHCS invoice shall not contain and the County shall not compensate DHCS for MCIP services provided by Medi-Cal providers where the County

incurs the cost of providing MCIP services and claims them through the CPE process.

- 3) If the Medi-Cal provider renders MCIP services that are not reimbursable under the CPE process established, then the invoice shall contain and the County shall reimburse DHCS for the nonfederal share of DHCS' payments for these MCIP services.

C. MCIP Administrative Services

- 1) DHCS shall submit to the County an annual invoice for the County's apportioned share of the nonfederal share of MCIP administrative services based on Addendum A. The annual invoice for reimbursement identifies the following summarized categories of DHCS costs for the allocated SFY period billed: salary, benefits, operating expenses, and total costs. Costs shall be multiplied by one minus the Federal Medical Assistance Percentage applicable to such administrative costs subject to the limit on the amount reimbursable by the County under Article 4. For SFY 2017-18 and thereafter, DHCS shall submit annual invoices to the County no later than one hundred eighty (180) days following the close of the SFY.
- 2) The County shall not be obligated to pay DHCS for the MCIP administrative services covered by any invoice if DHCS presents the invoice to the County more than one (1) year after this Agreement terminates.

Article 7 – DHCS Responsibilities

A. MCIP Services

- 1) DHCS shall pay the appropriate Medi-Cal fee-for-service rate to Medi-Cal providers that directly bill DHCS for MCIP services rendered to the County's MCIP-eligible inmates and shall seek FFP. DHCS shall be responsible to pay such providers only to the extent the County commits to reimburse DHCS the nonfederal share of all federally reimbursable MCIP claims and for which FFP is available and retained by DHCS for the MCIP service claims.
- 2) DHCS shall maintain accounting records to a level of detail which identifies the actual expenditures incurred for MCIP services, the services provided, the county responsible, the specific inmate treated, the inmate's aid code, and the specific provider billing.
- 3) DHCS shall submit claims in a timely manner to the federal Medicaid Program to draw down FFP for DHCS, and shall draw down and distribute FFP for MCIP services claimed through the CPE process. Such claims shall be submitted in compliance with all applicable laws and regulations.

B. MCIP Administrative Services

- 1) DHCS shall administer MCIP and this Agreement for claiming federal reimbursement for MCIP services. It is understood by both the County and DHCS that other administrative activities including, but not limited to, transporting MCIP eligible beneficiaries, arranging for their care and for their incarceration remain the administrative responsibilities of the County.
- 2) DHCS shall maintain accounting records to a level of detail which identifies the actual expenditures incurred for personnel services which includes salary/wages, benefits, overhead costs for DHCS's staff, as well as equipment and all related operating expenses applicable to these positions including, but not limited to, general expense, rent and supplies, and travel cost for identified staff and managerial staff working specifically on activities or assignments directly related to MCIP.

C. General Responsibilities

- 1) DHCS shall:
 - i. Ensure that an appropriate audit trail exists within DHCS records and accounting system and maintain expenditure data as indicated in this Agreement.
 - ii. Designate a person to act as liaison with County with regard to issues concerning this Agreement. This person shall be identified to County's contact person for this Agreement.
 - iii. Provide a written response by email or mail to County's contact person within thirty (30) days of receiving a written request for information related to MCIP.
 - iv. With each quarterly invoice, provide paid claim analysis report to the County regarding MCIP claims submitted by providers for the County's MCIP-eligible inmates, as used for the determination of the corresponding nonfederal share that is the County's obligation under this Agreement.
- 2) Should the scope of work or services to be performed under this Agreement conflict with DHCS' responsibilities under federal Medicaid law, the responsibilities under federal Medicaid law shall take precedence.
- 3) DHCS' cessation of any activities due to federal Medicaid law responsibilities does not relinquish the obligation of the County to reimburse DHCS for MCIP administrative costs and MCIP services incurred by DHCS in connection with this Agreement for periods in which the County participated in the program.

- 4) DHCS agrees to provide to the County, or any federal or state department having monitoring or reviewing authority, access to and the right to examine its applicable records and documents for compliance with relevant federal and state statutes, rules and regulations, and this Agreement.

Article 8 – County Responsibilities

A. MCIP Services

- 1) Except as provided in (vi.) of this section, the County is responsible for reimbursing DHCS for the nonfederal share of MCIP services paid by DHCS to Medi-Cal providers rendering MCIP services to the County's MCIP eligible beneficiaries.
 - i. The County may pay a Medi-Cal provider to the extent required by or otherwise permitted by state and federal law to arrange for services for the MCIP individuals. Such additional amounts shall be paid entirely with County funds, and shall not be eligible for Social Security Act Title XIX FFP.
 - ii. If DHCS pays the Medi-Cal provider more than what the county would have paid for services rendered, the county cannot request the difference from the Medi-Cal provider.
 - iii. If the county would have paid the Medi-Cal provider less than what DHCS paid the Medi-Cal provider, the county is still obligated to reimburse DHCS for the nonfederal share of the payment from DHCS for MCIP services.
 - iv. In the event that FFP is not available for any MCIP service claimed pursuant to this Agreement, the County shall be solely responsible for arranging and paying for any such MCIP service.
 - v. If the Centers for Medicare & Medicaid Services (CMS) determines an overpayment has occurred for a payment made to a Medi-Cal provider for MCIP services to the County's MCIP-eligible inmate, including the application of any federal payment limit that reduces the amount of FFP available for MCIP services, then DHCS shall seek the overpayment amount from the provider and return the collected FFP to CMS and return the collected nonfederal share of the overpayment to the County. In the event that DHCS cannot recover from the Medi-Cal provider such overpayment, the County shall pay DHCS an amount equal to the FFP portion of the unrecovered amount to the extent that section 1903(d)(2)(D) of the Social Security Act is found not to apply.

- vi. The County is not responsible for reimbursing DHCS for the nonfederal share of expenditures for MCIP services provided by DPHs when those services are reimbursed under the CPE process because DHCS is not responsible for the nonfederal share of expenditures for MCIP services reimbursed in the CPE process.
 - vii. The County is responsible for reimbursing DHCS for the nonfederal share of MCIP services provided by DPHs that are not reimbursed under the CPE process.
- 2) If CMS determines DHCS claimed a higher federal medical assistance percentage (FMAP) rate than is allowed and FFP is reduced by CMS for the MCIP services provided to a County's MCIP-eligible inmate for MCIP services, then the County shall hold DHCS harmless for the return of the FFP to CMS.

B. MCIP Administrative Services

- 1) As a condition of participating in MCIP, the County accepts its responsibility for reimbursing DHCS for the County's apportioned share of the nonfederal share of costs of MCIP administrative services based on Addendum A, performed by DHCS in administering MCIP, so that there is no expenditure from the State General Fund.
- 2) The County shall reimburse DHCS its allotted portion of the nonfederal share of funding for compensation, associated operating expenses, equipment, and travel costs for no more than 3.50 full-time equivalent (FTE) positions composed of: one-half (0.50) FTE Staff Service Manager I, two (2) FTE Staff Services Analysts/Associate Governmental Program Analysts, one-half (0.50) FTE Attorney, and one-half (0.50) FTE Accounting Officer, to be established and housed at DHCS, to support the reported expenditures submission process for obtaining federal reimbursement under this Agreement. The County's allotted portion shall be based on a methodology specified in Addendum A.

C. General Responsibilities

- 1) Upon the County's compliance with all applicable provisions in this Agreement and applicable laws, the County may send its MCIP-eligible inmates to Medi-Cal providers to receive MCIP services.
- 2) The County shall reimburse DHCS pursuant to Paragraphs A and B with funds from the County's General Fund, or from any other funds allowed under federal law and regulation, including but not limited to, Section 1903(w) of the Social Security Act and Code of Federal Regulations, title 42, part 433, subpart B.
- 3) In the event of any federal deferral or disallowance which is applicable to MCIP expenditures, the County shall provide all documents requested by DHCS within fourteen (14) days.
- 4) The County shall assist with the completion of and delivery of completed Medi-Cal applications to County Welfare Department (CWD) within 90 calendar days after the date of admission of the inmate to an Medi-Cal provider off of the grounds of the county correctional facility which results in an expected stay of more than 24 hours.

Article 9 – Amendments

- A. Amendments to this Agreement shall be made only by a writing signed by the parties to this Agreement and, if required by state law, by approval of the California Department of General Services. Notwithstanding the previous sentence, any update made to the appropriate contact persons identified in Article 5 may be made by e-mail to the other contact person or persons and without formal amendment.
- B. This Agreement shall be amended pursuant to findings from the periodic assessment identified in Article 11.H, to accurately reflect the State's administrative costs and MCIP medical care costs.

Article 10 – Termination and Agreement Disputes

- A. This Agreement may be terminated by any party upon written notice given at least thirty (30) calendar days prior to the termination date. Notice shall be addressed to the respective parties as identified in Article 5 of this Agreement. The County shall remain obliged after the termination date to pay for all MCIP administrative costs and MCIP services incurred by DHCS for periods in which it participated in the program.
- B. This Agreement shall be terminated upon cessation of MCIP. The County shall remain obliged after the termination date to pay for all of the County's apportioned share of MCIP administrative costs based on Addendum A and all of the County's MCIP services incurred by DHCS for periods in which it participated in the program.

- C. An informal dispute resolution process shall be undertaken prior to the dispute resolution processes described in Subparagraphs 1 to 2, below. In case of a dispute there shall be a discussion between the County and DHCS staff, and if not resolved then the County shall address the issue to DHCS in a written letter. If unresolved then the dispute resolution processes in Subparagraphs 1 to 2 shall be undertaken as appropriate.
- 1) Nothing in this Agreement shall prevent the County from pursuing any other administrative and judicial review available to it under law.
 - 2) Judicial review pursuant to Code of Civil Procedure section 1085 shall be available to resolve disputes relating to the terms, performance, or termination of this Agreement, or any act, failure to act, conduct, order, or decision of DHCS that violate this Agreement subject to Article 11.F.
- D. The terms of Article 6 (Payment Terms and Invoicing), Article 10 (Termination and Agreement Disputes), Article 11.B (Indemnification), and Article 11.D (Records) shall survive after the termination date.

Article 11 – General Provisions

A. Definitions.

- 1) The term “certified public expenditure process” or “CPE process” means the process established for the Medi-Cal program under state law (including but not limited to Welfare and Institution Code section 14166.1, et seq.), the California Medi-Cal state plan, and approved Medicaid demonstration projects and waivers through which public Medi-Cal providers claim federal financial participation for their allowable expenditures.
- 2) The term “days” as used in this Agreement shall mean calendar days unless specified otherwise.
- 3) The term “Demonstration Project” means the California Medi-Cal 2020 Demonstration, Number 11-W-00193/9, as approved by CMS effective beginning December 30, 2015.
- 4) The term “designated public hospital” is defined as set forth in the Demonstration Project, which shall be codified in state law at Welfare and Institutions Code section 14184.10, subdivision (f) pursuant to SB 815 (2016), and as may be modified from time to time.
- 5) The term “inmate” as used in this Agreement includes the persons identified in Welfare and Institutions Code sections 14053.7(e)(2)(A) and 14053.8(k) “juvenile inmate,” and Government Code sections 26605.6(a) “prisoner,”

26605.7(a) "prisoner" and (d)(1) "probationer," and 26605.8 "prisoner" and "probationer."

- 6) The term "MCIP" or "Medi-Cal County Inmate Program" contains the following three components: the Adult County Inmate Program (ACIP), as authorized in state law pursuant to Welfare and Institutions Code section 14053.7 and Penal Code section 5072, the Juvenile County Ward Program (JCWP), as authorized in Welfare and Institutions Code section 14053.8, and the County Compassionate Release Program (CCRP) and County Medical Probation Program (CMPP), as authorized by Government Code sections 26605.6, 26605.7, and 26605.8.
- 7) "MCIP administrative services" means the administrative services provided by DHCS personnel for the administration of MCIP, which shall include, but not be limited to those services provided by the personnel in Article 8 when claiming federal reimbursement for MCIP services and seeking reimbursement for DHCS from the County.
- 8) "Medi-Cal provider" means, any individual, partnership, group association, corporation, institution, or entity and the officer, directors, owners, managing employees or agents of any partnership, group association, corporation, institution, or entity that provides services, goods, supplies, or merchandise, directly or indirectly, to a Medi-Cal beneficiary, and that has been enrolled in the Medi-Cal program.

For purposes of MCIP, a Medi-Cal provider may claim for MCIP services rendered to the MCIP-eligible inmate depending on the MCIP component program. For example, a clinic cannot seek reimbursement from DHCS for outpatient services provided to an ACIP inmate because the outpatient services provided are not allowable as MCIP services for ACIP. A Medi-Cal provider does not go through a separate Medi-Cal enrollment or certification process to participate in MCIP.

- 9) "MCIP services" constitutes all of the following, only to the extent federal financial participation is available: a) in ACIP, Medi-Cal allowable inpatient hospital services, including inpatient psychiatric services, and physician services provided during the inpatient hospital service stay of adult inmates in county correctional facilities who are determined eligible for Medi-Cal pursuant to Welfare and Institutions Code section 14053.7; b) in the Compassionate Release Program pursuant to Government Code section 26605.6 and Medical Probation Program pursuant to Government Code section 26605.7, full-scope Medi-Cal services; c) in JCWP, Medi-Cal allowable inpatient hospital services, including inpatient psychiatric services and physician services, of juvenile inmates in county correctional facilities who are determined eligible for Medi-Cal services pursuant to Welfare and Institutions Code section 14053.8; and, d) any other Medi-Cal program for which federal reimbursement is available for

coverage of adult inmates and juvenile inmates in county correctional facilities, if authorized by law and agreed to by the County and DHCS by amending this Agreement.

10) The term "Medi-Cal rate" means the reimbursement determined by the reimbursement methodology approved for the Medi-Cal provider under the California State Plan, or Social Security Act section 1115 Demonstration Project or section 1915 waiver.

11) The State Fiscal Year (SFY) begins on July 1st of each year and ends on June 30th in the subsequent calendar year.

- B. Indemnification. It is agreed that the County shall defend, hold harmless, and indemnify DHCS, its officers, employees, and agents from any and all reported expenditures, liability, loss, or expense (including reasonable attorney fees) for injuries or damage to any person, any property, or both which arise out of the terms and conditions of this Agreement and the negligent or intentional acts or omissions of the County, its officers, employees, or agents.
- C. Severability. If any term, condition, or provision of this Agreement is held by a court of competent jurisdiction to be invalid, void, or unenforceable, the remaining provisions will nevertheless continue in full force and effect, and shall not be affected, impaired or invalidated in any way. Notwithstanding the previous sentence, if a decision by a court of competent jurisdiction invalidates, voids, or renders unenforceable a term, condition, or provision in this Agreement that is included in the purpose of this Agreement then the parties to this Agreement shall either amend this Agreement pursuant to Article 9, or it shall be terminated pursuant to Article 10.
- D. Records. DHCS and the County shall maintain and preserve all records relating to this Agreement for a period of three (3) years from DHCS' receipt of the last payment of FFP, or until three years after all audit findings are resolved, whichever is later. This does not limit any responsibilities held by DHCS or the County provided for elsewhere in this Agreement, or in state or federal law.
- E. Compliance with Applicable Laws. All parties performance under this Agreement shall be in accordance with all applicable federal and state laws, including, but not limited to:
- 1) The Americans with Disabilities Act of 1990, as amended;
 - 2) Section 504 of the Rehabilitation Act of 1973, as amended;
 - 3) Title XIX of the Social Security Act;
 - 4) Welfare and Institutions Code section 14000 et seq.;
 - 5) Government Code section 53060;
 - 6) The California Medicaid State Plan;

- 7) Laws and regulations including, but not limited to those related to licensure, certification, confidentiality of records, quality assurance, and nondiscrimination;
- 8) The Policy and Procedure Letters, and similar instructions, published with regulatory authority;
- 9) Government Code sections 26605.6, 26605.7, and 26605.8;
- 10) Penal Code section 5072;
- 11) Title 42 of the Code of Federal Regulations; and,
- 12) California Code of Regulations.

F. Controlling Law and Venue. The validity of this Agreement and its terms or provisions, as well as the rights and duties of the parties hereunder, the interpretation and performance of this Agreement shall be governed by the laws of the State of California. Venue of any action brought with regards to this Agreement shall be in any county in which the Attorney General maintains an office.

G. Integration Clause.

- 1) This Agreement and any exhibits and addendums attached hereto shall constitute the entire Agreement among the parties to it pertaining to the implementation of MCIP and supersedes any prior or contemporaneous understanding or agreement with respect to the subject matter of this Agreement.
- 2) Notwithstanding Subparagraph G.1., DHCS Form 9098 or DHCS Form 6208 (whichever is applicable) is incorporated by reference into this Agreement if the County has a DHCS Form 9098 or DHCS Form 6208 on record. Notwithstanding Subparagraph G.1., the terms of the DHCS Form 9098 or DHCS Form 6208 controls to the extent there is a conflict with this Agreement, except for Article 10 of this Agreement. If the DHCS Form 9098 or DHCS Form 6208 does not address a matter addressed by this Agreement, then this Agreement controls.

H. Periodic Assessment. Pursuant to Welfare and Institutions Code sections 14053.7 and 14053.8, and Government Code sections 26605.6, 26605.7, and 26605.8, the County enters into this Agreement in order to implement MCIP under which the County may participate and for which the County will pay the nonfederal share of all federally reimbursable administrative costs and medical care costs incurred by DHCS performing activities described in Article 7. The County agrees that DHCS, in its sole discretion, may conduct a periodic assessment in consultation with the counties, of such costs incurred by DHCS to determine compliance with Welfare and Institutions Code sections 14053.7 and 14053.8, Penal Code section 5072, and Government Code sections 26605.6, 26605.7, and 26605.8, and DHCS agrees to ensure that all invoicing as described in Article 6 and any other relevant documentation will be accordingly updated to ensure compliance with Welfare and Institutions Code sections

14053.7 and 14053.8, Penal Code section 5072, and Government Code sections 26605.6, 26605.7, and 26605.8.

- I. Conformance Clause. Any provision of this Agreement in conflict with present or future governing authorities is hereby amended to conform to those authorities and such amended provisions supersede any conflicting provisions in this Agreement. The governing authorities include, but are not limited to the authorities listed in Article 11.E.
- J. Waiver. No covenant, condition, duty, obligation, or undertaking made a part of this Agreement shall be waived except by amendment of the Agreement by the parties hereto, and forbearance or indulgence in any other form or manner by either party in any regard whatsoever shall not constitute a waiver of the covenant, condition, duty, obligation, or undertaking to be kept, performed, or discharged by the other party to which the same may apply; and, until performance or satisfaction of all covenants, duties, obligations, or undertakings is complete, the party shall have the right to invoke any remedy available under this Agreement, or under law, notwithstanding such forbearance or indulgence.
- K. Third Party Benefit. None of the provisions of this Agreement are or shall be construed as for the benefit of, or enforceable by, any person not a party to this Agreement.
- L. Conflict of Interest. The County is subject to the Medi-Cal Conflict of Interest Law, as applicable and set forth in Welfare and Institutions Code section 14022 and Article 1.1 (commencing with section 14030), and implemented pursuant to California Code of Regulations, title 22, section 51466.
- M. Budget Contingency Clause.
 - 1) DHCS will seek an appropriation in the Budget Act each State fiscal year which would authorize DHCS to pay Medi-Cal providers for MCIP services. It is mutually agreed that if the State Budget Act of the current SFY or any subsequent SFYs covered under this Agreement does not appropriate any funds for MCIP, this Agreement shall be of no further force and effect. In this event, an Article 10.B termination shall be implemented and DHCS shall have no liability to pay any funds whatsoever to Medi-Cal providers for MCIP services for the County's inmates rendered through the termination date of this Agreement.
 - 2) If funding associated with MCIP for any SFY is reduced by the State Budget Act DHCS shall have the option to cancel this Agreement, with no liability occurring to the State.

N. Limitation of State Liability.

- 1) Notwithstanding any other provision of this Agreement, DHCS shall be held harmless from any federal audit disallowance and interest resulting from payments made by the federal Medicaid program as reimbursement for claims providing services for MCIP, less the amounts already remitted to or recovered by DHCS for the disallowed claim.
- 2) To the extent that a federal audit disallowance and interest results from a claim or claims for which the Medi-Cal provider has received reimbursement for MCIP services under this Agreement, DHCS shall recoup from the Medi-Cal provider, upon written notice, amounts equal to the amount of the disallowance and interest in that fiscal year for the disallowed claim, less the amounts already remitted to or recovered by DHCS. All subsequent claims submitted to DHCS applicable to any previously disallowed claim, may be held in abeyance, with no payment made, until the federal disallowance issue is resolved.

O. Exclusions. The County shall comply with the following requirements:

- 1) The conviction of an employee or subcontractor of the County, or of an employee of a subcontractor, of any felony or of a misdemeanor involving fraud, abuse of any Medi-Cal beneficiary, or abuse of the Medi-Cal program, shall result in the exclusion of that employee or subcontractor, or employee of a subcontractor, from participation in MCIP except as a beneficiary.
- 2) Exclusion after conviction described in Article 11.O.1 shall result regardless of any subsequent order under Penal Code section 1203.4 allowing a person to withdraw his or her plea of guilty and to enter a plea of not guilty, or setting aside the verdict of guilty, or dismissing the accusation, information, or indictment.
- 3) Suspension or exclusion of an employee or a subcontractor, or of an employee of a subcontractor, from participation in the Medi-Cal program, the Medicaid program, or the Medicare program, shall result in the exclusion of that employee or subcontractor, or employee of a subcontractor, from participation in MCIP, except as a beneficiary.
- 4) Revocation, suspension, or restriction of the license, certificate, or registration of any employee, subcontractor, or employee of a subcontractor, shall result in exclusion from MCIP, when such license, certificate, or registration is required for the provision of services.

P. Confidentiality. The County shall comply with the applicable confidentiality requirements as specified in Section 1902(a)(7) of the Social Security Act; Code of Federal Regulations, title 42, section 431.300; Welfare and Institutions Code section 14100.2; and California Code of Regulations, title 22, section 51009; and, the Business Associates Agreement attached and hereby incorporated by reference.

Q. Data Sharing.

- 1) The County shall comply with all provisions of the current Business Associates Agreement (BAA) incorporated by reference and made part of this Agreement as Addendum B.

The persons signing this Agreement on behalf of County and DHCS, as applicable, represent and warrant that he or she is an individual duly authorized and having authority to sign on behalf of, and approve for, County or DHCS, as applicable, and is authorized and designated to enter into and approve this Agreement on behalf of County or DHCS, as applicable.

County of Inyo

Signature: _____

Name: _____

Title: _____

Date: _____

**CALIFORNIA DEPARTMENT OF HEALTH CARE SERVICES
Contract Management Unit**

Signature: _____

Name: _____

Title: _____

Date: _____



AGENDA REQUEST FORM
BOARD OF SUPERVISORS
COUNTY OF INYO

For Clerk's Use Only:
AGENDA NUMBER
15

- Consent Departmental Correspondence Action
 Public Hearing Schedule time for Closed Session Informational

FROM: Public Works

FOR THE BOARD MEETING OF: May 8, 2008

SUBJECT: Authorize blanket purchase order to Dean's Plumbing and Heating; and approve an increase in the blanket purchase orders for Britt's Diesel, Dave's Auto Parts and High Country Lumber which has been included in FY 17/18 budget.

DEPARTMENTAL RECOMMENDATIONS:

- 1) Authorize and approve an increase to the blanket purchase orders for the following vendors in the following amounts:
 - a) Britt's Diesel & Automotive to \$55,000 for an increase of \$10,000.00;
 - b) Dave's Auto Parts to \$35,000 for an increase of \$5,000.00;
 - c) High Country Lumber to \$30,000 for an increase of \$10,000;
- 2) Authorize and approve the issuance of a blanket purchase order to Dean's Plumbing and Heating in the amount of \$20,000.00.

SUMMARY DISCUSSION:

Public Works is a large department operating off nearly thirty (30) budgets. According to Inyo County Purchasing and Contracting Policy and Procedure Manual Section II. Departmental Responsibilities G. Blanket Purchase Orders, "With the additional delegation of purchase authority to Department Heads, it is anticipated that repetitive purchases may still be most appropriately handled by establishing blanket purchase orders with specific vendors. 2.) When the same vendor is used repetitively for similar service, the requesting department may be required to initiate a blanket purchase order. Such requests may be initiated by the Purchasing Agent or the Auditor as the regular use is monitored." And Section VII. Special Instructions, G. Consolidation of Departmental Requests, "Departments shall make every effort to consolidate similar goods and supplies into a single purchase requisition. In addition, the purchasing division/department may periodically issue a schedule of planned procurement solicitations for specific common products or materials. Department requests should be consolidated and submitted in accordance with these schedules. Good and supplies shall be ordered in and consistent with future needs and available storage space."

In an effort to be compliant with this policy and proactive in our spending efforts, Public Works is requesting Board approval of the above blanket purchase orders. We make every effort to keep our business local and distributed throughout the Owens Valley. We purchase from vendors in both the North and South County when we can.

Public Works received board approval for multiple vendors to be issued blanket purchase orders on 09/12/2017. Public Works is asking to increase Britt's Diesel, Dave's Auto and High Country Lumber purchasing authority limits due to our department wide expenses rapidly approaching our authorized purchase authority limits. To date Public Works has spent \$9,477.23 with Dean's Plumbing and Heating so we are requesting approval to add

this vendor to our blanket purchase order authority list to ensure we stay compliant with the County Purchasing Policy.

ALTERNATIVES:

Your Board could choose not to authorize the Department Purchasing Authority increase or approve the blanket purchase orders. This is not recommended, as some of the items have been purchased and the others may need to be purchased for an emergency.

OTHER AGENCY INVOLVEMENT:

Office of the County Counsel
Auditor's Office.

FINANCING:

Given the fact that the policy is Department wide, not just specific to individual budgets, these invoices will be paid from, but not limited to the following budgets; 011100 Building & Maintenance, 011500 Public Works, 011501 Deferred Maintenance, 023200 Building & Safety 034600 Road, 150100 Bishop Airport, 152101 Independence Water Systems, 152201 Lone Pine Water Systems, 152301 Laws Water, 150300 Independence Airport, 150500 Lone Pine/Death Valley Airport and object codes within our department budget authority. There is sufficient budget split between all Public Works divisions to make these payments.

APPROVALS	
COUNTY COUNSEL: <i>Heubacher</i>	AGREEMENTS, CONTRACTS AND ORDINANCES AND CLOSED SESSION AND RELATED ITEMS <small>(Must be reviewed and approved by County Counsel prior to submission to the board clerk.)</small> Approved: <u>yes</u> Date <u>4/20/18</u>
AUDITOR/CONTROLLER: <i>Ina Fullenau</i>	ACCOUNTING/FINANCE AND RELATED ITEMS <small>(Must be reviewed and approved by the auditor/controller prior to submission to the board clerk.)</small> Approved: <u>yes</u> Date <u>4/24/18</u>
PERSONNEL DIRECTOR	PERSONNEL AND RELATED ITEMS <small>(Must be reviewed and approved by the director of personnel services prior to submission to the board clerk.)</small> Approved: <u>N/A</u> Date _____

DEPARTMENT HEAD SIGNATURE:
(Not to be signed until all approvals are received) *[Signature]* Date: 4/24/18



AGENDA REQUEST FORM
BOARD OF SUPERVISORS
COUNTY OF INYO

For Clerk's Use Only: AGENDA NUMBER 16

Consent Departmental Correspondence Action

Public Hearing Schedule time for Closed Session Informational

FROM: Road Department

FOR THE BOARD MEETING OF: MAY - 8 2018

SUBJECT: Approval of Road Cost Accounting Maintenance & Support Services for 2018-19

DEPARTMENTAL RECOMMENDATIONS:

Request approval of the agreement between the County of Inyo and Cascade Software Systems, Inc. (CSS), for the provision of Software Maintenance and Support Services for the Road Department's Cost Accounting Program (CAMS), in an amount not to exceed \$13,689.58 for the period of July 1, 2018 through June 30, 2019 and authorize the chairperson to sign, contingent upon the Board's adoption of the 2018-19 fiscal year budget.

CAO RECOMMENDATIONS:

SUMMARY DISCUSSION:

Your Board on March 21, 1995 approved the contract and installation of the Cascade Software's Road Department Cost Accounting Software. This software program has been maintained by the contractor, as per the original agreement and each year provides the necessary technical support on all upgrades specific to the cost accounting. The State Controller's office is extremely pleased with our audit each year as Cascade Software System has been developed specifically to provide the State with exactly what it requires.

ALTERNATIVES:

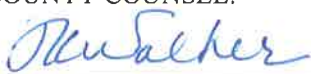
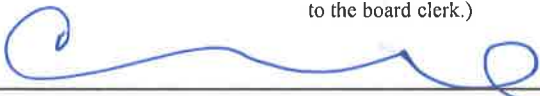
To not approve the contract would cause extreme difficulty in obtaining any technical support for the system. There are no other vendors that have this protected and exclusive program, nor are there any individuals that are not employed by Cascade Software who can provide us with the technical support and upgrades to this specific system.

OTHER AGENCY INVOLVEMENT:

County Counsel, Auditor's Office, Cascade Software, Inc.

FINANCING:

To be budgeted in the Road Department Budget Unit 034600, object 5265 for Fiscal Year 2018-19

COUNTY COUNSEL: 	AGREEMENTS, CONTRACTS AND ORDINANCES AND CLOSED SESSION AND RELATED ITEMS (Must be reviewed and approved by County Counsel prior to submission to the board clerk.)	Approved: <u>YES</u>	Date: <u>4/18/18</u>
AUDITOR/CONTROLLER 	ACCOUNTING/FINANCE AND RELATED ITEMS (Must be reviewed and approved by the auditor/controller prior to submission to the board clerk.)	Approved: <u>yes</u>	Date: <u>4/20/2018</u>
PERSONNEL DIRECTOR	PERSONNEL AND RELATED ITEMS (Must be reviewed and approved by the director of personnel services prior to submission to the board clerk.)	Approved: _____	Date: _____

DEPARTMENT HEAD SIGNATURE:

(Not to be signed until all approvals are received)



Date: 4/23/18

A G R E E M E N T

for

MAINTENANCE AND SYSTEM SERVICES

for

CAMS - COST ACCOUNTING MANAGEMENT SYSTEM

between

Cascade Software Systems, Inc.
P.O. Box 10723
911 Country Club Road, Suite 320
Eugene, OR 97401
(CONTRACTOR)

County of Inyo
Department of Public Works
P.O. Drawer Q
Independence, CA 93526
(COUNTY)

AGREEMENT MADE AND ENTERED INTO this 1st day of July, 2018, by and between the County of Inyo, a political subdivision of the State of California, located at Independence, California, (hereinafter referred to as the "COUNTY"), and Cascade Software Systems, Inc., an Oregon corporation, having its principal place of business at 911 Country Club Road, Suite 320, Eugene, Oregon, 97401 (hereinafter referred to as "CONTRACTOR").

WHEREAS, COUNTY desires to engage CONTRACTOR to provide both Accounting Software Maintenance and System Support Services by reason of CONTRACTOR's qualifications, experience, and facilities for doing the type of work herein contemplated; and CONTRACTOR has offered to provide the required Accounting Software and Support System Services on the terms set forth herein.

NOW, THEREFORE, COUNTY and CONTRACTOR, for good and valuable consideration, and in consideration of the premises and representations set forth herein, do hereby enter into this Agreement which specifies the terms and conditions by which COUNTY shall procure services from CONTRACTOR for support of the COUNTY Cost Accounting Management System (CAMS).

Section 1

DEFINITIONS

1.1 "CAMS" shall mean the Cost Accounting Management System developed by the CONTRACTOR for the Inyo County Department of Public Works.

1.2 "Confidential Information" shall mean private information of COUNTY personnel files or other files which if disclosed to a third party could result in a compromise of the interests of the

COUNTY or its personnel.

1.3 "CONTRACTOR" shall mean Cascade Software Systems, Inc.

1.4 "COUNTY" shall mean the County of Inyo.

1.5 "Minor Problem" shall mean any programming defect, error, failure, bug, any other malfunction in CAMS or any training problem that prevents it from operating in conformance with original System Specifications and which, if not corrected within thirty (30) working days, will cause COUNTY to incur additional costs or work not previously anticipated.

1.6 "Major Problem" shall mean any programming defect, error, failure, bug, any other malfunction in CAMS or any training problem that prevents it from operating in conformance with original System Specifications and which, if not corrected within forty-eight (48) hours, excluding weekends and holidays, will cause COUNTY to incur additional costs or work not previously anticipated.

Section 2

SCOPE OF WORK

2.1 Nature of Work

The work covered by this Agreement includes, but is not limited to, technical systems analysis, program development, preparation, unit and systems testing, data communications, project consultation, documentation, training, and status reporting for CAMS.

2.2 CAMS Maintenance

CONTRACTOR shall provide CAMS Maintenance as follows:

2.2.1 Introduction

CONTRACTOR will maintain the now current version of the CAMS plus any and all Contractor revisions and modifications implemented with COUNTY approval. During the term of this Agreement, CONTRACTOR will correct any programming or design defects, errors, failures, bugs, and any and all other malfunctions or any training problems in CAMS that prevents it from operating in conformance with the original System Specifications.

2.2.2 Notification and Determination of Problem Magnitude

COUNTY will notify CONTRACTOR of any problem with CAMS that prevents it from performing accordant to original System Specifications. A telephone call, fax message, or written notice from COUNTY Project Manager or designee shall serve as such notification. CONTRACTOR is to provide telephone response to such notification within forty-eight (48) normal business hours (8:00 a.m. - 5:00 p.m.). During CONTRACTOR telephone response, COUNTY Project Manager or designee, in consultation with CONTRACTOR, shall determine the magnitude of the problem and whether it falls under Subsection 1.5 ("Minor Problem") or 1.6 ("Major Problem").

2.2.3 Performance Effort for Minor and Major Problem

CONTRACTOR will provide a resolution plan within forty-eight (48) normal business hours (8:00 a.m. - 5:00 p.m.), excluding weekends and holidays, of determination of problem magnitude. Resolution plan shall include CONTRACTOR's estimate of when and how problem will be resolved. If COUNTY Project Manager or designee agrees with CONTRACTOR's resolution plan, COUNTY Project Manager or designee shall provide verbal notice to CONTRACTOR of acceptance of resolution plan to be, optionally, followed by a written notice. Resolution plan shall provide for CONTRACTOR to remedy Minor Problem within thirty (30) days and major problems within forty-eight (48) hours.

2.3 CAMS System Services

CONTRACTOR shall provide CAMS System Services, including program additions, modifications or other changes, as requested by COUNTY – total cost shall not exceed \$ 1,500.00. All requests shall be in writing and shall define CONTRACTOR services requested. Such services shall include provisions for CONTRACTOR to add additional accounting functions, to remove software, or describe and document any and all CONTRACTOR installed improvements in CAMS. COUNTY and CONTRACTOR shall mutually agree in writing on a schedule and cost of such services, plus any annual maintenance costs resulting from such services.

2.4 Telephone Support

COUNTY may during normal business hours (8:00 a.m. - 5:00 p.m.) of CONTRACTOR, obtain telephone consultation covering the use of CAMS.

CONTRACTOR reserves the right to limit such non-billable telephone consultation to COUNTY to no more that one hour per week.

Section 3

AMENDMENTS AND MODIFICATIONS

Any changes to this Agreement requested either by COUNTY or CONTRACTOR may be effected if mutually agreed upon in writing by COUNTY's Project Manager and CONTRACTOR's Representative.

Section 4

PAYMENTS

4.1 CAMS Maintenance

COUNTY shall pay to CONTRACTOR, subject to COUNTY receiving a valid annual invoice from CONTRACTOR, commencing on July 1, 2018, a fee for a total of \$ 8,642.04. COUNTY and CONTRACTOR have agreed that the rates to be charged by CONTRACTOR for performing such services are those as set forth in Attachment A hereto. In addition CONTRACTOR will perform all System Updates Installation services for COUNTY in exchange for the fee specified by Attachment B hereto.

4.2 CAMS Systems Services

COUNTY shall pay CONTRACTOR the annual maximum not-to-exceed amount of \$ 1,500.00 for all services performed under Subsection 2.3 of this Agreement. Payment will be made upon receipt of valid invoice specifying the services provided, dates of services, labor hours required, and the rate per labor hour. System Services invoices shall be reviewed and approved by the designated Project Manager.

4.3 AGREEMENT Total Not To Exceed Amount

The total amount paid to CONTRACTOR shall not exceed:

CAMS Maintenance (4.1)	\$ 8,642.04
CAMS Updates Installation Services (4.1)	\$ 3,547.54
CAMS System Services (4.2)	\$ 1,500.00
CAMS Travel Expenses (4.4)	\$ 0.00
CAMS Administrative Expenses (4.4)	\$ <u>0.00</u>
Total Not to Exceed Amount	\$ 13,689.58

4.5 Federal and State Taxes

4.5.1 Except as provided in subparagraph 4.5.2 below, COUNTY will not withhold any federal

or state income taxes or social security from any payments made by COUNTY to CONTRACTOR under the terms and conditions of this Agreement.

4.5.2 COUNTY will withhold California State income taxes from payments made under this Agreement to non-California resident independent contractors when it is anticipated that total annual payments to CONTRACTOR under this Agreement for services rendered by CONTRACTOR inside of California will exceed one thousand four hundred ninety-nine dollars (\$ 1,499.00). Services provided by Contractor outside California will not be subject to California State income tax withholdings.

4.5.3 Except as set forth above, COUNTY has not obligation to withhold any taxes or payments from sums paid by COUNTY to CONTRACTOR under this Agreement. Payment of all taxes and other assessments on such sums is the sole responsibility of CONTRACTOR. COUNTY has no responsibility or liability for payment of CONTRACTOR's taxes or assessments.

4.5.4 The total amounts paid by COUNTY to CONTRACTOR, and taxes withheld from payments to non-California residents, if any, will be reported to the Internal Revenue Service and the California State Franchise Tax Board. To facilitate this reporting, CONTRACTOR shall complete and submit to the COUNTY an Internal Revenue Service (IRS) Form W-9, upon executing this Agreement.

4.6 Invoices and Prompt Payment Due

Payment will be made to CONTRACTOR within thirty (30) days after COUNTY receipt: of a valid annual invoice for CAMS Maintenance; or, of a valid invoice for CAMS System Services; or, of a valid invoice for CAMS Expenses. Invoices shall be sent to:

County of Inyo
Department of Public Works
P.O. Drawer Q
Independence, CA 93526

Section 5

PROJECT MANAGEMENT AND REPORTING

5.1 COUNTY Project Manager

Upon execution of this Agreement, COUNTY shall appoint the Inyo County Road Department Fiscal Supervisor as the Project Manager. The CONTRACTOR shall appoint Aad F. Alkemade as the Contractors' Project Manager. The Contractors' Project Manager shall not be changed without the prior written consent of the COUNTY.

Section 6

TERM AND TERMINATION

6.1. This Agreement shall commence on the date first written above and shall continue for one year thereafter. CONTRACTOR will submit a written renewal notice to COUNTY with updated Rates for Subsection 4.1 "CAMS Maintenance" not later than 60 days prior to the anniversary date.

6.2 Either party may terminate this Agreement upon the occurrence of a material breach hereof by the other party, which material breach has not been cured within thirty (30) working days after receipt of written notice thereof by the breaching party from the other.

Section 7

INDEMNIFICATION AND LIABILITY

7.1 If any claim is asserted or action or proceeding is brought against the COUNTY which alleges that all or any part of CAMS Maintenance and CAMS System Services made or supplied by CONTRACTOR, for the COUNTY's use thereof, infringes or misappropriates any United States copyright or patent, or any trade secret, contract, license, grant or other proprietary right, the COUNTY shall give CONTRACTOR prompt written notice thereof. CONTRACTOR shall defend any such claim or action with counsel of the COUNTY's choice and at CONTRACTOR's expense and shall indemnify the COUNTY for any costs, including reasonable attorney's fees, and damages actually incurred by the COUNTY in connection therewith.

7.2 CONTRACTOR agrees to indemnify, save, hold harmless, and at COUNTY's request, defend the COUNTY, its officers, agents, and employees from any and all costs and expenses, damages, liabilities, claims, and losses occurring or resulting to COUNTY in connection with the performance, or failure to perform, by CONTRACTOR, its officers, agents, or employees under this Agreement.

Section 8

INSURANCE

8.1 CONTRACTOR, at its sole expense, shall maintain in full force and effect the following insurance policies throughout the term of this Agreement:

8.2 Comprehensive General Liability Insurance policy (the "Policy") in the face insurable amount of no less than one million dollars (\$1,000,000.00), covering any and all possible insurable claims which can or may arise from this Agreement, including, but not limited to, infringements and trade secret claims, breach of warranty claims, breach of contract claims, third-party claims, inability to perform and force majeure, bodily injury, accidental death and property damage and similar matters, and may be in the form of a combined single limit policy.

8.3 Workers Compensation insurance in accordance with the State of California Labor Code.

Section 9

SECURITY COMPLIANCE

9.1 CONTRACTOR shall not disclose or use any COUNTY Confidential Information provided by COUNTY except as required in and by the terms of this Agreement. CONTRACTOR shall safeguard any COUNTY property used during the duration of this agreement.

9.2 CONTRACTOR and COUNTY shall take all reasonable precautions to prevent such disclosure or use of any such Confidential Information.

9.3 Within seven (7) days of expiration or termination of this Agreement, as provided herein, CONTRACTOR shall return to the COUNTY at the address given, all Confidential Information, or property, embodied in written, magnetic or other form and any other property belonging to the COUNTY.

Section 10

ENTIRE AGREEMENT

10.1 This agreement constitutes the entire understanding of the parties hereto and supersedes any and all prior or contemporaneous representations or agreements, whether written or oral, between the parties, and cannot be changed or modified unless in writing and signed by all parties hereto.

Section 11
ENFORCEMENT

11.1 This Agreement shall be interpreted and construed in accordance with the laws of the State of California and all clauses, including "Whereas" and "Definitions", shall be given operative effect.

Section 12
INDEPENDENT CONTRACTOR

In performance of the work, duties, and obligations assumed by CONTRACTOR under this Agreement, it is mutually understood and agreed that CONTRACTOR, including any and all of CONTRACTOR'S officers, agents, and employees will at all times be acting and performing as an independent capacity and not as an officer or agent of the COUNTY.

Section 13
WAIVER

No term or provision hereof shall be deemed waived and no breach excused unless such waiver or consent shall be in writing and signed by the party claimed to have so waived or consented. Failure of COUNTY to enforce at any time, or from time-to-time, any provision of this Agreement shall not be construed as a waiver thereof.

Section 14
SEVERABILITY

If any part of this Agreement is found violative of any law or is found to be otherwise legally defective, this Agreement shall be construed and interpreted without reference to any such part.

WHEREFORE, IN WITNESS HEREOF, the parties have caused this Agreement to be executed and do each hereby warrant and represent that their respective signatory whose signature appears below has been and is on the date of such signature duly authorized by all necessary and appropriate corporate and public action to execute this Agreement.

CONTRACTOR - CASCADE SOFTWARE SYSTEMS, INC. COUNTY OF INYO

By: 
AAD F. ALKEMADE, President

By: _____

Date: 3/31/2018

Date: _____

Taxpayer ID No.: 93-1180136

EXHIBIT A

**Cascade Software
Systems, Inc.**

Memo

To: Shannon Williamson
From: Aad F. Alkemade
CC:
Date: 3/31/2018
Re: CAMS Maintenance Rates for FY 2017-2018

In accordance with the current CAMS Agreement for Maintenance and System Services I hereby submit updated rates for FY 2017-2018:

FY 2017-2018 Maintenance Fee	\$ 7,077.26
FY 2017-2018 New Additions	\$ 0.00
Cost of Living Increase: 2.11 %	<u>\$ 149.33</u>
FY 2017-2018 Maintenance Fee	\$ 7,226.59
2018 Upgrade Document	<u>\$ 1,415.45</u>
Total	\$ 8,642.04

The following hourly billing rates will be in effect during FY 2017-2018:

Programming Rate per Hour	\$ 150.00
SQL/DBE Services Rate per Hour	\$ 165.00
Onsite Rate per Hour	\$ 165.00

Rates decrease using sliding scale depending on total number of hours.

Memo

To: Shannon Williamson
From: Aad F. Alkemade
CC:
Date: 3/31/2018
Re: CAMS Installation Services Rates for FY 2018-2019

I hereby submit updated rates the CAMS Installation Services Agreement for FY 2018-2019:

FY 2017-2018 IS Fee	\$ 3,474.23
FY 2017-2018 New Additions	\$ 0.00
Cost of Living & CAMS Growth Increase: 2.11 %	<u>\$ 73.31</u>
FY 2018-2019 IS Fee	\$ 3,547.54



AGENDA REQUEST FORM
BOARD OF SUPERVISORS
COUNTY OF INYO

- | | | | |
|--|---|--|---|
| <input type="checkbox"/> Consent | <input type="checkbox"/> Departmental | <input type="checkbox"/> Correspondence Action | <input type="checkbox"/> Public Hearing |
| <input type="checkbox"/> Schedule time for _____ | <input type="checkbox"/> Closed Session | <input type="checkbox"/> Informational | |

For Clerk's Use Only: AGENDA NUMBER 17

FROM: Fifth District Supervisor / Public Works Department

FOR THE BOARD MEETING OF: May 8, 2018

SUBJECT: Request that your Board consider submittal of a letter of support for H.R. 3270, the Historic Routes Preservation Act

DEPARTMENTAL RECOMMENDATIONS:

Approve a letter of support for the Historic Routes Preservation Act

CAO RECOMMENDATION:

SUMMARY DISCUSSION:

The House of Representatives is considering legislation that aims to simplify local governments' ability to confirm rights of way on federal land. Instead of requiring the County to demonstrate that a road right of way on Forest Service land was created before the Forest Service or Forest Preserve was established around 1905, the legislation will require the County to demonstrate that the road was established before October 21, 1976.

The legislation would apply the same requirements to Forest Service land that are now set for Bureau of Land Management (BLM) land. BLM survey maps currently note that County Roads that cross BLM land have an RS 2477 claim. The road right of way requirement for BLM land is tied to the passing of the Federal Land Policies and Management Act in 1976. It is far easier for the County to demonstrate that a road on federal land has been maintained since 1976 than 1905.

A County specific section has been added to the letter of support suggested by the QuadState Local Government Authority.

ALTERNATIVES:

- 1) The Board could provide specific direction to alter the letter of support.
- 2) The Board could choose to not submit the letter of support. This is not recommended as the County would benefit from a simplified process to establish road rights of way on federal land.

OTHER AGENCY INVOLVEMENT:

None

FINANCING:

The approval of this legislation would substantially reduce future County costs related to the establishment of County road rights of way on USFS land.

APPROVALS	
COUNTY COUNSEL:	AGREEMENTS, CONTRACTS AND ORDINANCES AND CLOSED SESSION AND RELATED ITEMS (Must be reviewed and approved by County Counsel prior to submission to the board clerk.) Approved: _____ Date _____
AUDITOR/CONTROLLER	ACCOUNTING/FINANCE AND RELATED ITEMS (Must be reviewed and approved by the auditor/controller prior to submission to the board clerk.) Approved: _____ Date _____
PERSONNEL DIRECTOR	PERSONNEL AND RELATED ITEMS (Must be reviewed and approved by the director of personnel services prior to submission to the board clerk.) Approved: _____ Date _____

DEPARTMENT HEAD SIGNATURE:
(Not to be signed until all approvals are received)  Date: 4/30/18

FIFTH DISTRICT SUPERVISOR SIGNATURE:  Date: _____

Attachments: Draft letter of support for H.R. 3270
QuadState Local Governments Authority Testimony regarding the Senate version of this legislation

May 8, 2018

Hon. Rob Bishop
House of Representatives
123 Cannon House Office Building
Washington, DC 20515

Dear Congressman Bishop:

Inyo County supports H.R. 3270, the Historic Routes Preservation Act. We urge that the House Natural Resources Committee schedule a hearing at the earliest possible date, so that full House consideration occurs early this spring.

The current bill was introduced by Congressman Cook of California and Congressman O'Halleran of Arizona. The bill is important across the spectrum of western states, including Utah, which have county roads on federal land, so that local governments can simplify obtaining confirmation of their rights-of-ways, and securing recordation of those rights-of-ways on the official records of the United States.

This proposal has been introduced in both the 114th and 115th Congresses, and it critical, in our opinion, that enactment occur in the current Congress. To that end, we urge that a hearing by the House Natural Resources Committee be scheduled soon this spring. The bill's sponsors have secured bipartisan support, and the proposal truly should be viewed as non-partisan. While there are hints of opposition from some NGOs, the bill exempts both congressionally designated wilderness and units of the National Park System, as well as military bases and Indian Reservations. And further, the basic premise of the legislation is that the route for which confirmation is sought must exist, and must have existed October 21, 1976. It will not allow the creation of new routes as some environmental groups often allege.

Inyo County has recently attempted to perfect right of way on roads part of its Maintained Mileage System that cross United States Forest Service (USFS) land. It is very difficult for the County to demonstrate RS 2477 road right of way since the Inyo National Forest (Forest Preserve) was created in 1905. However, it is much easier to demonstrate that the roads have been part of the County system since 1976. In a time where the USFS road maintenance budget has been reduced record low levels, it is essential to partner with local governments to make sure access is maintained to local recreation destinations on federal land.

The Senate has had a hearing on S. 468, the companion bill. To our knowledge no dissenting testimony was received on the subject. We believe, however, that progress toward enactment cannot occur without action by the House, and that will not occur without hearings and mark up by the Natural Resources Committee. Please schedule such hearing by the full Committee or the Federal Lands Subcommittee at your earliest convenience.

Sincerely,

Dan Totheroh, Chairperson
Inyo County Board of Supervisors

TESTIMONY

Submitted on behalf of

QUADSTATE LOCAL GOVERNMENTS AUTHORITY

Buster Johnson, Chairman; and Supervisor District 3, Mohave County Arizona

In favor of S. 468, Historic Rights-of-Way Preservation Act

Before United State Senate Energy and Natural Resources Committee

July 26, 2017

The QuadState Local Governments Authority strongly endorses the passage of S. 468, the Historic Routes Preservation Act, and one of the pieces of proposed legislation before this committee today. We urge approval by this committee, and recommend its passage by the full Senate.

QuadState Local Governments Authority is a 9-county joint powers authority, with county members lying within four (4) states in the Mojave and Sonoran Deserts. Our Board of Directors has endorsed previous versions of the proposed legislation, have been kept fully informed of its progress in the 115th Congress. Most of our member counties have been affected in one way or another by the current lack of documentation, or the costly and time-consuming method currently recognized as the only way to confirm existing rights-of-ways crossing federal land administered by the Bureau of Land Management (BLM) and the United States Forest Service (USFS). Let me emphasize the word existing. There is nothing in this legislation which permits construction of new roads, or expansion of roads beyond their current dimensions. The roads that are the subject to this legislation must have existed upon the date of repeal of the statute, R.S. 2477, on October 21, 1976, the date of passage of the Federal Land Policy and Management Act of 1976.

Thousands of miles of county roads in the West exist on federal land by virtue of R.S. 2477, a part of the Mining Law of 1866. This was a settlement facilitation law, and it worked to ultimately create much of the rural transportation network in the West. By the time it was repealed in 1976, it had done its job. The problem, however, is that the law, dating from the early years of Westward expansion, did not require paperwork. There was no permitting action as we know today, nor certificate or easement provided the builder of the road, or highway, as it was known then. As a result, the current official records of the federal real estate holdings, the Master Title Plats (MTPs) maintained by the BLM, contain no official notation that the rights-of-ways were granted, let alone even exist.

Many counties, for variety of reasons, have sought to confirm these rights-of-ways. They have found the only means available is to file a quiet title action (QTA) in Federal District Court. This is an expensive and time consuming process. One of our members spent six years getting a ruling and decision from the Court, which involved negotiations with the Department of the Interior attorneys. No one, including the intervening environmental organizations, challenged the roads, *per se*, and their existence prior to 1976, yet the discussions continued over size, scope, maintenance, and whether Title V of the Federal Land Policy and Management Act was the more appropriate vehicle to use for issuance.

Let me say a bit about the Title V approach. It ignores that the County already holds a right-of-way for the route in question. It just lacks a proper piece of paper to prove it. Road maps from the Auto Club, from State Tourism, and even Transportation Plans of the County, may show a road, but on BLM records it doesn't exist! BLM proposes to use Title V to issue a new right-of-way. This opens the road to the National Environmental Policy Act (NEPA) for review of whether the road should exist and is in the "right" location. And next, it opens the door for consultation about the route under Section 7 of the Endangered Species Act (ESA) and Section 106 of the Historic Preservation Act. These consultations in many areas could open the road to limitations on maintenance activity, and require installation of additional capital improvement under Terms and Conditions imposed by the U.S. Fish and Wildlife Service (FWS) or the State Historic Preservation Officer (SHPO). Most counties lack financial wherewithal to even keep up with routine maintenance in remote desert or timbered areas, let alone construct high cost structures such as tortoise-proof fencing along the routes. It may be desert tortoises being of concern in our area, it could be sage grouse, or other species of concern in the northern areas of the Great Basin and Great Plains. And these structures or facilities could be required even in the absence of any showing of mortality among species of concern, just the threat that "something might happen."

One of our member counties took current GPS mapping of its roads to the BLM State Office in Reno for recordation on the MTPs. It was told that it had to get a court order to confirm its rights-of-ways.

A final note, Iconic Route 66 across the Southwest is not on the records, with the exception, that we can find, of a 20-mile stretch west of Needles CA, which was confirmed in the QTA brought by San Bernardino County.

So what does S. 468 do? Simply, it provides for a simple, and timely application process and administrative means to secure right-of-way or easement confirmation, and assure its recordation on the MTPs maintained for the federal land records. It delegates to the agencies, BLM and USFS, the review of proof of existence, and substitutes an administrative action for the costly process of going to court for such confirmation. It does not mean, that if there are differences of opinion on the proof, the avenue of a court venue is out of reach, but it would only lead to court action if there were disagreements regarding the proofs. Further, it affirms the 2005 10th Circuit Court of Appeals decision, which held that the Secretary could not apply, retroactively, terms, conditions, and standards on the rights-of-ways prior to consideration for approval. The role of the Department of the Interior was, in that decision, deemed strictly ministerial, to look at the proof supplied and see that it complied with the original law. The legislation proposed in S. 468 provides legislative confirmation of that process.

The proposed legislation also does two other things which might be considered controversial, but which are not.

First, the legislation would waive the statute of limitations. R.S. 2477 makes reference to applying to land not otherwise reserved. This is interpreted as withdrawn for other purposes. The statute of limitations normally applies for a 12-year period after reservation. It must be waived, at least for the 25 years under which this legislation will apply, so that the law will apply to rights-of-way within National Forests, and also a myriad of other reserves and withdrawals such as those made for Reclamation

purposes (US Bureau of Reclamation), public water reserves, and other such actions taken by the government over the past 150 years. The law will not apply within congressionally designated units of the National Park Service, nor military reservations, nor Indian reservations.

Second, the law removes the restriction placed on the Secretary of the Interior in 1997 from issuing regulations regarding roads on federal lands. Only by doing this can the Secretary issue regulations to implement this Act. But is important that such regulations shall not contain regulatory restrictions prescribing construction standards or other matters other than the existence of the route on October 21, 1976.

In conclusion, I wish to place on the record a few other items about the proposal.

This should be considered as a non-partisan Act of Congress. It does not undo any previous action allowed on public land. It is intended only to facilitate local governments securing a modern proof and confirmation that the right-of-way exists, that they may expend public funds for maintenance on it, and it is officially recognized on the official records of the United States.

The legislation, if passed, is voluntary. It places no burden, financial or otherwise, on any local government to comply or even take action if they believe they don't require a confirmation of any particular right-of-way. And with the minimal adjudication requirements placed on the federal land management agencies, it should not create an undue workload for federal officials.

The legislation, if passed, has a sunset of 25 years. The authors believe that such is necessary to permanently bring this last vestige of settlement to a close. Doubtless the authors of the Federal Land Policy and Management Act (FLPMA) did not contemplate that 41 years after its passage, confirmation actions would remain outstanding, let alone almost wholly un-adjudicated. But we agree that such a sunset is appropriate to assure that local governments put off application and defer to others, not yet in office, an obligation "to someday get around it."

And lastly all must recognize that changes to any right-of-way confirmed under this legislation will revert to consideration under the appropriate law and regulation in effect for new routes, in effect, Title V of FLPMA. It recognizes the existing route, as it exists, berm to berm, but realignment or widening reconstruction will require appropriate agency review and consultations. But absolutely, it does not create new routes and roads where none exist today.

Our organization, and I, endorse this legislation, and urge its prompt approval by this committee, and movement to the floor of the Senate, where we hope for ultimate passage. As stated, it is essentially non-partisan, and should be viewed by all as being simply a good and responsible government action.

Thank you.



AGENDA REQUEST FORM
BOARD OF SUPERVISORS
COUNTY OF INYO

For Clerk's Use Only:
AGENDA NUMBER

18

- Consent Departmental Correspondence Action Public Hearing
 Scheduled Time for Closed Session Informational

FROM: HEALTH & HUMAN SERVICES

FOR THE BOARD MEETING OF: May 8, 2018

SUBJECT: Request the Board ratify payments to Southern Computer Warehouse and approve an additional blanket purchase order in the amount of \$4,000.00.

DEPARTMENTAL RECOMMENDATION:

Request your Board approve and ratify purchases from Southern Computer Warehouse in the amount of \$11,021.77 and authorize an additional blanket purchase order in the amount of \$4,000 for the remainder of the fiscal year.

CAO RECOMMENDATION:

SUMMARY DISCUSSION:

County Purchasing Policy indicates that any department wide purchases from one vendor for over \$10,000 must be approved by the Board. HHS has 23 individual budgets that it oversees and has made purchases at different times within the fiscal year in consultation with Information Services, who has helped identify the best vendor to meet the technology needs of the various programs within the Department. Some of the purchases were unanticipated and because they were spread out over time and to various budgets, the Department failed to realize that the total costs were in excess of \$10,000. These purchases included computer monitors, mobile dictation equipment and software. We are respectfully requesting those purchases be ratified and approved and an additional \$4,000 blanket purchase order be authorized for purchases from Southern Computer Warehouse for any additional unanticipated expenses. The purchases made and the supporting information is outlined below.

During a computer technology refresh it was realized that when our department converted from desk top computers to lap tops that some of the monitors were removed and not replaced. Staff had been working for a while with only lap top screens and when the issue was brought to the Department's attention, replacement monitors were purchased. In addition, the Department has experienced older monitors failing and needing to be replaced.

In addition to the monitors, CPS Social Worker staff has been challenged in maintaining current documentation in the statewide Child Welfare Services/Case Management System (CWS/CMS) due to a large volume of case noting and report writing required for the families served by the program. Documentation of individual case work occurs daily and involves service providers as well as the family, resulting in volumes of case documentation being generated. With staff vacancies and increasing program requirements, keeping up-to-date documentation in the data system is difficult. In a mandated State Improvement Plan, this issue was identified as an area requiring improvement in order to ensure statewide data reflects current information, as this data system is used to extrapolate performance outcome data for the county. In an effort to address this issue, we piloted the use of the Dragon Naturally Speaking Software and accessories, which allows staff to record their activities, including field-based activities, verbally and the software transcribes the recording into written language that can be uploaded electronically into the data management system. This technology, which is also used by other HHS staff for purposes of accommodation, proved to be very helpful in increasing the timeliness of documentation into the data management system, as well as reducing the amount of paper-based documents and was expanded to include the remaining social work and support staff.

HHS continues to work with the Information Services Department for all of our technological purchases and they provide quotes from different vendors. Purchases can be for monitors, mobile dictation equipment and software,

phone headsets, or routers and Southern Computer Warehouse has been the lowest bidder able to meet many of the Department's technology needs. The Department is respectfully requesting your ratify the purchases from Southern Computer Warehouse and approve a blanket purchase order of up to \$4,000.00.

ALTERNATIVES:

The Board could decide not to approve this request which would result in being unable to purchase updated equipment.

OTHER AGENCY INVOLVEMENT:

None

FINANCING:

State and Federal dollars and Realignment. These expenses are budgeted in various HHS budgets in the Office & Other Equipment object code (5232). No County General Funds.

APPROVALS

AUDITOR/CONTROLLER:



ACCOUNTING/FINANCE AND RELATED ITEMS (Must be reviewed and approved by the Auditor/Controller prior to submission to the Board Clerk.)

Approved: yes

Date: 4/23/18

DEPARTMENT HEAD SIGNATURE:
(Not to be signed until all approvals are received)



Date: 4/25/18



AGENDA REQUEST FORM
BOARD OF SUPERVISORS
COUNTY OF INYO

For Clerk's Use Only:
AGENDA NUMBER

19

- Consent Departmental Correspondence Action Public Hearing
 Scheduled Time for Closed Session Informational

FROM: Health & Human Services-Public Health

FOR THE BOARD MEETING OF: May 8, 2018

SUBJECT: Amendment A01 to the Standard Agreement between the County of Inyo and California Department of Public Health for HIV/AIDS care and support services to individuals living with HIV/AIDS or at risk of HIV infection.

DEPARTMENTAL RECOMMENDATION:

Request your Board ratify and approve Amendment A01 to the Standard Agreement Number 15-11056 between the County of Inyo and Department of Public Health for the provision of HIV/AIDS care and support services to individuals living with HIV/AIDS or at risk of HIV infection, reducing the budgeted amount for the period of 4/1/17 to 3/31/18 from \$80,355 to \$35,387 for a total grant amount of \$198,478 for the period of April 1 2016, through March 31, 2019, contingent upon Board's approval of future years budgets. We further request you authorize the Chairperson to sign the Standard Agreement Amendment, CA Civil Rights Law Attachment, Contractor Certification and the Darfur Contracting Act Certification.

CAO RECOMMENDATION:

SUMMARY DISCUSSION:

This request is coming to the Board late because the amendment was generated following a local program review in the fall of 2017, and had to be negotiated and developed in coordination with the CA Department of Public Health's (CDPH) contract unit.

The HIV/AIDS Care and Support program is designed to assure the availability of comprehensive social and medical services and to assist in the development of a support network for the HIV positive population in Inyo County. Specific responsibilities of Inyo County Health and Human Services staff include functioning as the fiscal agent, provider of case management services, outreach to potential clients, and collaboration with other agencies in development of client services. These funds are available for personnel, operating expenses and direct services.

Allocations for the HIV Care and Support program have been historically high compared to the caseload for the program in Inyo. Over the past 5 fiscal years, the HHS Public Health division has spent an average of 67% of the annual allocation. Under the program budget, a portion of funding is dedicated to staff time for medical and non-medical case management, as well as for administrative tasks. In addition to case management, the program allows the division to provide limited financial support to eligible clients, including but not limited to: emergency utility and housing costs, emergency foodbank/grocery vouchers, financial assistance (gas and food) for specialty medical appointments outside of Inyo County, and assistance with dental, ambulatory, and mental health care. Due to decreases in the caseload, and turnover in the nursing and paraprofessional staff who have provided case management services under this program, expenditures for fiscal year 2016-17 were projected to be especially low, around 45% of the allocation. Spending the full allocation will always be a challenge for us in Inyo because of the variety of service categories that must be at least minimally funded, should a need arise, even if a particular service has not been needed by clients in prior years. Additionally, overall staff time dedicated to this program has decreased in prior years, as fewer nursing positions are filled and each nurse is assigned to more programs.

During the annual program review with our assigned program and contract managers from CDPH, staff discussed the amount of funding that we anticipated spending during the period of April 1, 2017 to March 31,

2018. Since the projection was far below the 90% expenditure level, the contract manager suggested that we submit a budget revision. We were informed that in future years, spending less than 90% of the allocation will result in a program review finding. We were assured that CDPH is developing a new allocation methodology that will more accurately capture Inyo's caseload and expenditure needs for the program during the next 3-year funding cycle, beginning April 1, 2019. Since this allocation adjustment will not go into effect for another year, the HHS Public Health division will bring another budget revision before your Board in the fall of 2018 to reduce funding in the program for the period April 1, 2018 to March 31, 2019.

This request provides the following documents and budgetary forms that require approval by your board so that we may continue to provide services on behalf of the CDPH, Office of AIDS: Standard Agreement Amendment (STD 213A), Exhibit B-Budget Detail, CCC-307 Contractor Certification, CA Civil Rights Law Attachment, and Darfur Contracting Act Certification.

ALTERNATIVES:




Your Board could choose not to approve Amendment A01 to the Standard Contract between the County of Inyo and CDPH. If the amendment is not approved, actual expenditures will be approximately 40% of the original allocation amount and the HHS Public Health division may be subject to findings during the 2018-19 fiscal year program review that may require a corrective action plan.


OTHER AGENCY INVOLVEMENT:

None

FINANCING:

100% Federal Funding, but is passed through the State. This revenue is budgeted in the CARES Grant (641216/7) for the twelve month portion of the grant. No County General Funds.

APPROVALS	
COUNTY COUNSEL: 	AGREEMENTS, CONTRACTS AND ORDINANCES AND CLOSED SESSION AND RELATED ITEMS (Must be reviewed and approved by county counsel prior to submission to the board clerk.) Approved: <u>yes</u> Date <u>4/16/18</u>
AUDITOR/CONTROLLER: 	ACCOUNTING/FINANCE AND RELATED ITEMS (Must be reviewed and approved by the auditor-controller prior to submission to the board clerk.) Approved: <u>yes</u> Date <u>4/18/2018</u>
PERSONNEL DIRECTOR: 	PERSONNEL AND RELATED ITEMS (Must be reviewed and approved by the director of personnel services prior to submission to the board clerk.) Approved: <u>✓</u> Date <u>4/18/18</u>

DEPARTMENT HEAD SIGNATURE:  Date: 4/20/18
(Not to be signed until all approvals are received)

STATE OF CALIFORNIA
STANDARD AGREEMENT AMENDMENT
 STD 213A (Rev 6/03)

Check here if additional pages are added: 2 Page(s)

Agreement Number 15-11056	Amendment Number A01
Registration Number:	

1. This Agreement is entered into between the State Agency and Contractor named below:



State Agency's Name California Department of Public Health	Also known as CDPH or the State
Contractor's Name County of Inyo	(Also referred to as Contractor)
2. The term of this Agreement is: **April 1, 2016** through **March 31, 2019**
3. The maximum amount of this Agreement after this amendment is: **\$ 198,478**
One Hundred Ninety Eight Thousand, Four Hundred Seventy Eight Dollars
4. The parties mutually agree to this amendment as follows. All actions noted below are by this reference made a part of the Agreement and incorporated herein:

- I. **Purpose of amendment:** This amendment adds personnel and decreases the funding level in the amount of \$44,965 for year 2 of this agreement, due to a revised state allocation formula that reflects the annual Ryan White Part B HIV Care Grant Program award to California for FY 2017-18.
- II. Certain changes made in this amendment are shown as: Text additions are displayed in **bold and underline**. Text deletions are displayed as strike through text (i.e., ~~Strike~~).

(Continued on next page)

All other terms and conditions shall remain the same.

IN WITNESS WHEREOF, this Agreement has been executed by the parties hereto.

CONTRACTOR		CALIFORNIA Department of General Services Use Only
Contractor's Name (If other than an individual, state whether a corporation, partnership, etc.) County of Inyo		
By (Authorized Signature) 	Date Signed (Do not type)	
Printed Name and Title of Person Signing Dan Totheroh, Board Chair		
Address 207 A South Street, Bishop, CA 93514		
STATE OF CALIFORNIA		
Agency Name California Department of Public Health		
By (Authorized Signature) 	Date Signed (Do not type)	
Printed Name and Title of Person Signing		
Address 1616 Capitol Avenue, Suite 74.317, MS 1802, P.O. Box 997377, Sacramento, CA 95899-7377		

Exempt per: **OA Budget Act 2017**
 AB 93, Chapter 14

III. Exhibit B - Budget Detail and Payment Provisions, Provision 1 (Invoicing and Payment) is amended to read as follows:

1. Invoicing and Payment

E. Amounts Payable

The amounts payable under this Agreement shall not exceed:

- 1) \$82,736 for the budget period of 04/01/16 through 3/31/17.
- 2) ~~\$80,355~~ **\$35,387** for the budget period of 04/01/17 through 3/31/18.
- 3) \$80,355 for the budget period of 04/01/18 through 3/31/19.

IV. Exhibit B – Attachment I, Budget (Year 1- 3) is hereby replaced in its entirety with Exhibit B, Attachment I, Budget (Year 1- 3) A01.

“All references to Exhibit B, Attachment I, Budget (Year 1-3), in any exhibit incorporated into this agreement shall hereinafter be deemed to read Exhibit B, Attachment I, Budget (Year 1-3) A01.”

“This amendment includes any pages of Exhibit B, Attachment I, Budget (Year 1-3) that were inadvertently omitted from the original agreement.”

Pursuant to Public Contract Code section 2010, a person that submits a bid or proposal to, or otherwise proposes to enter into or renew a contract with, a state agency with respect to any contract in the amount of \$100,000 or above shall certify, under penalty perjury, at the time the bid or proposal is submitted or the contract is renewed, all of the following:

1. **CALIFORNIA CIVIL RIGHTS LAWS:** For contracts executed or renewed after January 1, 2017, the contractor certifies compliance with the Unruh Civil Rights Act (Section 51 of the Civil Code) and the Fair Employment and Housing Act (Section 12960 of the Government Code); and
2. **EMPLOYER DISCRIMINATORY POLICIES:** For contracts executed or renewed after January 1, 2017, if a Contractor has an internal policy against a sovereign nation or peoples recognized by the United States government, the Contractor certifies that such policies are not used in violation of the Unruh Civil Rights Act (Section 51 of the Civil Code) or the Fair Employment and Housing Act (Section 12960 of the Government Code).

CERTIFICATION

I, the official named below, certify under penalty of perjury under the laws of the State of California that the foregoing is true and correct.		<i>Federal ID Number</i>
<i>Proposer/Bidder Firm Name (Printed)</i>		
<i>By (Authorized Signature)</i>		
<i>Printed Name and Title of Person Signing</i>		
<i>Date Executed</i>	<i>Executed in the County and State of</i>	

CCC 04/2017

CERTIFICATION

I, the official named below, CERTIFY UNDER PENALTY OF PERJURY that I am duly authorized to legally bind the prospective Contractor to the clause(s) listed below. This certification is made under the laws of the State of California.

<i>Contractor/Bidder Firm Name (Printed)</i>		<i>Federal ID Number</i>
<i>By (Authorized Signature)</i>		
<i>Printed Name and Title of Person Signing</i>		
<i>Date Executed</i>	<i>Executed in the County of</i>	

CONTRACTOR CERTIFICATION CLAUSES

1. **STATEMENT OF COMPLIANCE:** Contractor has, unless exempted, complied with the nondiscrimination program requirements. (Gov. Code §12990 (a-f) and CCR, Title 2, Section 11102) (Not applicable to public entities.)

2. **DRUG-FREE WORKPLACE REQUIREMENTS:** Contractor will comply with the requirements of the Drug-Free Workplace Act of 1990 and will provide a drug-free workplace by taking the following actions:

a. Publish a statement notifying employees that unlawful manufacture, distribution, dispensation, possession or use of a controlled substance is prohibited and specifying actions to be taken against employees for violations.

b. Establish a Drug-Free Awareness Program to inform employees about:

- 1) the dangers of drug abuse in the workplace;
- 2) the person's or organization's policy of maintaining a drug-free workplace;
- 3) any available counseling, rehabilitation and employee assistance programs; and,
- 4) penalties that may be imposed upon employees for drug abuse violations.

c. Every employee who works on the proposed Agreement will:

- 1) receive a copy of the company's drug-free workplace policy statement; and,
- 2) agree to abide by the terms of the company's statement as a condition of employment on the Agreement.

Failure to comply with these requirements may result in suspension of payments under the Agreement or termination of the Agreement or both and Contractor may be ineligible for award of any future State agreements if the department determines that any of the following has occurred: the Contractor has made false certification, or violated the

certification by failing to carry out the requirements as noted above. (Gov. Code §8350 et seq.)

3. NATIONAL LABOR RELATIONS BOARD CERTIFICATION: Contractor certifies that no more than one (1) final unappealable finding of contempt of court by a Federal court has been issued against Contractor within the immediately preceding two-year period because of Contractor's failure to comply with an order of a Federal court, which orders Contractor to comply with an order of the National Labor Relations Board. (Pub. Contract Code §10296) (Not applicable to public entities.)

4. CONTRACTS FOR LEGAL SERVICES \$50,000 OR MORE- PRO BONO REQUIREMENT: Contractor hereby certifies that Contractor will comply with the requirements of Section 6072 of the Business and Professions Code, effective January 1, 2003.

Contractor agrees to make a good faith effort to provide a minimum number of hours of pro bono legal services during each year of the contract equal to the lessor of 30 multiplied by the number of full time attorneys in the firm's offices in the State, with the number of hours prorated on an actual day basis for any contract period of less than a full year or 10% of its contract with the State.

Failure to make a good faith effort may be cause for non-renewal of a state contract for legal services, and may be taken into account when determining the award of future contracts with the State for legal services.

5. EXPATRIATE CORPORATIONS: Contractor hereby declares that it is not an expatriate corporation or subsidiary of an expatriate corporation within the meaning of Public Contract Code Section 10286 and 10286.1, and is eligible to contract with the State of California.

6. SWEATFREE CODE OF CONDUCT:

a. All Contractors contracting for the procurement or laundering of apparel, garments or corresponding accessories, or the procurement of equipment, materials, or supplies, other than procurement related to a public works contract, declare under penalty of perjury that no apparel, garments or corresponding accessories, equipment, materials, or supplies furnished to the state pursuant to the contract have been laundered or produced in whole or in part by sweatshop labor, forced labor, convict labor, indentured labor under penal sanction, abusive forms of child labor or exploitation of children in sweatshop labor, or with the benefit of sweatshop labor, forced labor, convict labor, indentured labor under penal sanction, abusive forms of child labor or exploitation of children in sweatshop labor. The contractor further declares under penalty of perjury that they adhere to the Sweatfree Code of Conduct as set forth on the California Department of Industrial Relations website located at www.dir.ca.gov, and Public Contract Code Section 6108.

b. The contractor agrees to cooperate fully in providing reasonable access to the contractor's records, documents, agents or employees, or premises if reasonably required by authorized officials of the contracting agency, the Department of Industrial Relations,

or the Department of Justice to determine the contractor's compliance with the requirements under paragraph (a).

7. DOMESTIC PARTNERS: For contracts of \$100,000 or more, Contractor certifies that Contractor is in compliance with Public Contract Code section 10295.3.

8. GENDER IDENTITY: For contracts of \$100,000 or more, Contractor certifies that Contractor is in compliance with Public Contract Code section 10295.35.

DOING BUSINESS WITH THE STATE OF CALIFORNIA

The following laws apply to persons or entities doing business with the State of California.

1. CONFLICT OF INTEREST: Contractor needs to be aware of the following provisions regarding current or former state employees. If Contractor has any questions on the status of any person rendering services or involved with the Agreement, the awarding agency must be contacted immediately for clarification.

Current State Employees (Pub. Contract Code §10410):

- 1). No officer or employee shall engage in any employment, activity or enterprise from which the officer or employee receives compensation or has a financial interest and which is sponsored or funded by any state agency, unless the employment, activity or enterprise is required as a condition of regular state employment.
- 2). No officer or employee shall contract on his or her own behalf as an independent contractor with any state agency to provide goods or services.

Former State Employees (Pub. Contract Code §10411):

- 1). For the two-year period from the date he or she left state employment, no former state officer or employee may enter into a contract in which he or she engaged in any of the negotiations, transactions, planning, arrangements or any part of the decision-making process relevant to the contract while employed in any capacity by any state agency.
- 2). For the twelve-month period from the date he or she left state employment, no former state officer or employee may enter into a contract with any state agency if he or she was employed by that state agency in a policy-making position in the same general subject area as the proposed contract within the 12-month period prior to his or her leaving state service.

If Contractor violates any provisions of above paragraphs, such action by Contractor shall render this Agreement void. (Pub. Contract Code §10420)

Members of boards and commissions are exempt from this section if they do not receive payment other than payment of each meeting of the board or commission, payment for preparatory time and payment for per diem. (Pub. Contract Code §10430 (e))

2. LABOR CODE/WORKERS' COMPENSATION: Contractor needs to be aware of the provisions which require every employer to be insured against liability for Worker's Compensation or to undertake self-insurance in accordance with the provisions, and Contractor affirms to comply with such provisions before commencing the performance of the work of this Agreement. (Labor Code Section 3700)

3. AMERICANS WITH DISABILITIES ACT: Contractor assures the State that it complies with the Americans with Disabilities Act (ADA) of 1990, which prohibits discrimination on the basis of disability, as well as all applicable regulations and guidelines issued pursuant to the ADA. (42 U.S.C. 12101 et seq.)

4. CONTRACTOR NAME CHANGE: An amendment is required to change the Contractor's name as listed on this Agreement. Upon receipt of legal documentation of the name change the State will process the amendment. Payment of invoices presented with a new name cannot be paid prior to approval of said amendment.

5. CORPORATE QUALIFICATIONS TO DO BUSINESS IN CALIFORNIA:

a. When agreements are to be performed in the state by corporations, the contracting agencies will be verifying that the contractor is currently qualified to do business in California in order to ensure that all obligations due to the state are fulfilled.

b. "Doing business" is defined in R&TC Section 23101 as actively engaging in any transaction for the purpose of financial or pecuniary gain or profit. Although there are some statutory exceptions to taxation, rarely will a corporate contractor performing within the state not be subject to the franchise tax.

c. Both domestic and foreign corporations (those incorporated outside of California) must be in good standing in order to be qualified to do business in California. Agencies will determine whether a corporation is in good standing by calling the Office of the Secretary of State.

6. RESOLUTION: A county, city, district, or other local public body must provide the State with a copy of a resolution, order, motion, or ordinance of the local governing body which by law has authority to enter into an agreement, authorizing execution of the agreement.

7. AIR OR WATER POLLUTION VIOLATION: Under the State laws, the Contractor shall not be: (1) in violation of any order or resolution not subject to review promulgated by the State Air Resources Board or an air pollution control district; (2) subject to cease and desist order not subject to review issued pursuant to Section 13301 of the Water Code for violation of waste discharge requirements or discharge prohibitions; or (3) finally determined to be in violation of provisions of federal law relating to air or water pollution.

8. PAYEE DATA RECORD FORM STD. 204: This form must be completed by all contractors that are not another state agency or other governmental entity.

Darfur Contracting Act

Pursuant to Public Contract Code (PCC) sections 10475-10481, the Darfur Contracting Act's intent is to preclude State agencies from contracting with scrutinized companies that do business in the African nation of Sudan. A scrutinized company is a company doing specified types of business in Sudan as defined in PCC section 10476. Scrutinized companies are ineligible to, and cannot, contract with a State agency for goods or services (PCC section 10477(a)) unless obtaining permission from the Department of General Services according to the criteria set forth in PCC section 10477(b).

Therefore, to be eligible to contract with the California Department of Public Health, please initial **one of the following** three paragraphs and complete the certification below:

1. We do not currently have, or we have not had within the previous
 Initials three years, business activities or other operations outside of the United States.

OR

2. We are a scrutinized company as defined in Public Contract Code
 Initials section 10476, but we have received written permission from the Department of General Services (DGS) to submit a bid or proposal pursuant to Public Contract Code section 10477(b) or submit a contract/purchase order. A copy of the written permission from DGS is included with our bid, proposal or contract/purchase order.

OR

3. We currently have, or we have had within the previous three years,
 Initials business activities or other operations outside of the United States, but we certify below that we are not a scrutinized company as defined in Public Contract Code section 10476.

CERTIFICATION

I, the official named below, CERTIFY UNDER PENALTY OF PERJURY that I am duly authorized to legally bind this company to the clause listed above. This certification is made under the laws of the State of California.

<i>Company Name (Printed)</i>	<i>Federal ID Number</i>
<i>By (Authorized Signature)</i>	
<i>Printed Name and Title of Person Signing</i>	
<i>Date Executed</i>	<i>Executed in the County and State of</i>



AGENDA REQUEST FORM
BOARD OF SUPERVISORS
COUNTY OF INYO

- Consent Departmental Correspondence Action Public Hearing
- Schedule time for _____ Closed Session Informational

For Clerk's Use Only:
AGENDA NUMBER
20

FROM: Public Works Department

FOR THE BOARD MEETING OF: May 8, 2018

SUBJECT: Receive a report on the scope of an Inyo County road jurisdiction National Environmental Policy Act (NEPA) review project and provide direction to staff.

DEPARTMENTAL RECOMMENDATIONS:

Request Board 1) receive an update on the scope of analysis for the Inyo County roads jurisdictional review NEPA project and 2) authorize staff to proceed with the State Parks grant.

CAO RECOMMENDATION:

SUMMARY DISCUSSION:

The County was awarded a State Parks Off Highway Motor Vehicle Recreation Division grant to complete a NEPA document evaluating potential environmental impacts resulting from jurisdictional agreement(s) between Inyo County and the Inyo National Forest for those County roads that are part of the Inyo County Maintained Mileage System that cross Inyo National Forest land and are proposed for combined use. The County has three years to complete the planning grant. The starting date for the grant is December 27, 2017.

Project Scope

It was originally presented to the Board that the County would include all of its roads that cross Inyo National Forest land as a part of the project. The County has a need to perfect the right of ways with the Forest Service for all County roads that cross Inyo National Forest land. Inyo National Forest sent a letter to the County on March 15th that reads:

After much internal discussion and research, the Forest has determined that an Environmental Assessment is the appropriate level of NEPA to analyze the effects of the proposed Adventure Trail routes on the Forest. We supported the submission of the Inyo County planning grant last year for this project and you have our commitment to see the NEPA through to completion. The appropriate authorizing instrument (e.g. FRTA easement or something else) has not been determined yet as this is part of the analysis. I want to be clear that even though a route is included in an Environmental Assessment, it does not in any way guarantee that the analysis will result in an authorizing instrument giving jurisdiction to the County. If the analysis does result in the issuance of an authorizing instrument for certain routes, those instruments will include terms and conditions and can be revoked by the Forest Service or relinquished by the County.

For all the additional roads identified by the County and proposed for a NEPA analysis to issue some type authorizing instrument, I have determined that the Forest does not have the capacity to perform this work at this time. In the past 5 months, the Forest Service focus has changed nationally. The number one priority is to achieve vegetation and timber targets for all units. Some of our Inyo National Forest employees are being sent to other forests in the Region to support this effort. We expect this trend to continue, as all the forests in the Region are working off one priority program of work.

This letter confirms that the Forest Service is willing to move forward with the NEPA analysis of those roads proposed for combined-use. The letter also cautions the County that the Forest Service’s decision regarding the NEPA document is not predetermined. The Forest Service may decide not to grant the County right of way. The letter also states that the Inyo National Forest’s number one priority is to “achieve vegetation and timber targets.”

With the Forest Service caution in mind, the option is to complete a NEPA review and reach a jurisdictional agreement for all County roads proposed for combined-use that cross Inyo National Forest land. The table below details the project cost for the limited portion of the project. See the discussion in the Financing section for more detail.

County Cost	Expense
Archaeological & biological surveys	\$160,787 match
NEPA document overall	
USFS staff cost (combined-use routes)	
USFS Processing of Easement Agreement	\$76,330
Total Cost to County	\$237,117

Background

AB 628, creating Vehicle Code section 38026.1, was passed by the State Legislature and signed into law in 2011 and then extended by SB 1345 in 2016. The bill authorizes Inyo County to establish a pilot project and designate specified combined-use highways to link existing off-highway motor vehicle trails and trailheads on federal Bureau of Land Management or United States Forest Service (USFS) lands, and to link off-highway motor vehicle recreational-use areas with necessary service and lodging facilities, in order to provide a unified linkage of trail systems for off-highway motor vehicles. The law will sunset on January 1, 2020 unless enacted or extended by the Legislature.

The County of Inyo adopted Implementing Procedures for AB 628 (Implementing Procedures) consistent with the requirements of Vehicle Code sections 38026.1(b)(1) & (2) in 2012. On October 12, 2012, the project proponents (Adventure Trails System of the Eastern Sierra, LLC) submitted 38 separate applications to Inyo County. Each application sought County designation of a combined-use route project permitting Off Highway Vehicles (OHV) to share the road with regular vehicular traffic as allowed by Vehicle Code section 38026.1. Each application was for an individual project, collectively referred to as the ATV Adventure Trails of the Eastern Sierra Project. Each application was filed in accordance with both AB 628 and the Implementing Procedures.

Before the Board of Supervisors considered the 38 combined-use applications, the project proponents requested that the Board limit its consideration to just 8 combined-use routes, with one of the routes being revised. On January 22, 2015, the Board of Supervisors approved seven combined-use routes. Three routes were opened in the summer of 2015 and then the last four were opened this year after the City of Los Angeles approved a letter of permission to allow routes to operate that have a start point on LADWP-owned land leased by the County.

Inyo National Forest

The County agreed to limit its designation of combined use routes crossing or abutting Inyo National Forest land. The Forest Service noted that no right of way agreements or easements have been identified which grant the County authority to maintain the roads on Forest Service lands proposed to be designated as combined use routes. The Forest Service position was that in order for the County to proceed with the portion of the Pilot Project located on USFS land, an agreement between the Forest Service and the County must be in place that clearly describes an easement or right of way for the road that is being used for combined use. Before the Forest Service can consider entering into such an agreement or granting an easement for the roads, there would have to be compliance with the NEPA.

No clear jurisdictional agreements have been located for the subject roads. If appropriate road right-of-way agreements cannot be located, then the County could either: 1) Reach an agreement with the Forest Service, or 2) Demonstrate that the County has rights to use the roadway based on Revised Statute (RS) 2477. To establish rights under RS 2477, the

County would need to prove to a federal court that the road has been maintained since before the initial forest reserve (which later became the Inyo National Forest) was created in 1905. It should be noted that records for many individual roads go back earlier than the early 1900s; although, such records are difficult and time consuming to locate. In addition, portions of the roads frequently have sections that have been re-aligned.

As part of its approval of combined-use routes, the County did not approve any routes that have a start or an end point on a road that is part of the USFS system. The County initially hoped to address right of way issues with all County roads that cross Inyo National Forest land. The project has been reduced by the Inyo National Forest to only apply to those roads that are proposed for combined-use. The completion of this project will enable the County to make good on its commitment to perform NEPA prior to consider action on those combined-use routes that cross Inyo National Forest land.

The NEPA review of County roads will require environmental surveys along the entire portion of the road that crosses Inyo National Forest land. Once the field information has been completed, it is estimated that it would take 12-24 months to complete NEPA.

MOU

The NEPA document will require approval by the Inyo National Forest Superintendent. Inyo National Forest and County staff mutually agreed that an MOU establishing the roles and responsibilities of each agency would be appropriate for this project. Inyo National Forest staff provided the County with an example MOU for the processing of a NEPA document. Staff revised the MOU to make it specific to this project and then had County Counsel's office review the MOU. Inyo National Forest staff then recommended some minor changes. The County made the suggested changes and then returned the draft document to the USFS. USFS legal staff is currently reviewing the document. Staff will bring the roles and responsibilities MOU back to the Board for approval once it has been received and reviewed.

Risk Assessment

It is possible that the controversial nature of the combined-use route designation process could make the environmental document more challenging to approve, so there may be a risk in tying the environmental analysis of the easement agreement with the combined-use routes.

ALTERNATIVES:

- 1) The Board could postpone a decision on proceeding with the grant and provide specific direction to staff.
- 2) The Board could choose to not proceed with the project given the potential outcome that the Forest Service could not grant an easement to the County for a road that is currently part of the County's maintained mileage system.

OTHER AGENCY INVOLVEMENT:

- California Department of Parks and Recreation Off-highway Motor Vehicle Recreation Division (grant approval)
- Inyo County Road Department (primary source of funding for match and for all County roads option)
- Inyo County Local Transportation Commission (secondary source of funding for match)
- Inyo National Forest (approval of NEPA document, MOU partner)

FINANCING:

At the time County staff brings forward to your Board the contract with a top-ranked consultant to complete the NEPA document for the jurisdictional review, the Board will be asked to finalize the budgeting for this project. The grant project scope includes:

- Archaeological & Biological Surveys by a consultant of the entire length of each roadway. The right of way width will in general be 66 feet plus include existing drainage features. This may vary by road with some roads not having a wider right of way and some roads having a narrower right of way.

- Completion of an Environmental Assessment (EA) or and Environmental Impact Statement (EIS) by a consultant
- Reimbursement to Planning Department and County Counsel for their time reviewing / working on the environmental document
- Reimbursement to Inyo National Forest staff for their time reviewing the environmental document

The total estimated cost to complete the State Parks grant is \$618,407. The County is responsible for providing a 25% match for this portion of the project (\$160,787). An additional future component will be to pay Forest Service staff for their time reviewing the actual right of way legal instruments (estimated to be \$76,330). The total cost to the County is estimated to be \$237,117.

Funds for this in upcoming fiscal years will come from Road Department and the Local Transportation Commission (LTC) budgets. The estimated cost for the matching funds of the State Parks grant is \$160,787. The matching funds would be taken from the Road Department and the Transportation and Planning Trust budgets in Fiscal Years 2017-2018, 2018-2019, 2019-2020, and 2020-2021. For the total project, including the match component to the State Parks grant, the LTC will fund up to \$149,000 based on the current project load for Planning, Programming, and Monitoring funds and the amount of those funds forecast to be available to the LTC. The remaining funds would come from the Road Department.

APPROVALS	
COUNTY COUNSEL:	AGREEMENTS, CONTRACTS AND ORDINANCES AND CLOSED SESSION AND RELATED ITEMS (Must be reviewed and approved by County Counsel prior to submission to the board clerk.) Approved: _____ Date _____
AUDITOR/CONTROLLER	ACCOUNTING/FINANCE AND RELATED ITEMS (Must be reviewed and approved by the auditor/controller prior to submission to the board clerk.) Approved: _____ Date _____
PERSONNEL DIRECTOR	PERSONNEL AND RELATED ITEMS (Must be reviewed and approved by the director of personnel services prior to submission to the board clerk.) Approved: _____ Date _____

DEPARTMENT HEAD SIGNATURE:  Date: 4/30/18
 (Not to be signed until all approvals are received)

Attachments: Inyo County Roads that cross Inyo National Forest land that are proposed for combined-use
 March 15 letter from the USFS
 Public Road Easement Example

Inyo County Roads that cross Inyo National Forest land

County Road #	Road Name	Total Road Distance	Paved Distance	Distance on USFS	Part of Adventure Trails	Distance on both USFS & Adventure Trails	Limits of road on USFS land and other notes
2016	Black Canyon Road	5.35 unpaved	0.00	1.4	Yes	1.4	Segment on USFS land starts at BLM boundary and ends at private parcel about 0.4 miles below Marble Cyn
3028	County Road	1.00 Paved	1.00	0.1	Yes	0.1	At a bend between LADWP parcels Old alignment of US 395, relinquished to County from Caltrans
1066	Coyote Valley Road	4.09 unpaved	0.00	0.5	Yes	0.5	From BLM boundary to turnaround before first switchback
3017A	Death Valley Road	20.28 Paved	20.28	13.1	Yes	11.7	From BLM boundary to D/VNP boundary.
3025	Division Creek Road	3.63 Paved	3.63	2.6	Yes	2.6	From LADWP boundary to road intersection about 60 feet past second Division Creek crossing.
3055	Footbill Road	2.80 unpaved	0.00	2.8	Yes	2.8	From Onion Valley Road to Shepard Pass stock trailhead just before crossing of Symmes Creek
4026	Hogback Road	6.50 unpaved	0.00	1.0	Yes	1.0	From Whitney Portal Rd to BLM boundary
3045	Mazourka Canyon Road	10.25 unpaved	0.00	3.5	Yes	3.5	From BLM boundary to about 1.3 miles past the turnout to Santa Rita Flat (at the mouth of Al Rose Cyn)
3006	McMurray Meadows Road	7.54 unpaved	0.00	1.9	Yes	1.9	From BLM boundary to just before Fuller Creek (past LADWP parcel)
3047	Onion Valley Road	12.50 Paved	12.50	9.5	Yes	0.8	From BLM parcel to beginning of parking circle at Kearsarge Pass TH.
1044	Silver Canyon Road	13.86 unpaved	0.00	10.9	Yes	10.9	From BLM boundary to White Mountain Road
3022	Taboose Creek Road	4.29 unpaved	0.00	2.3	Yes	0.4	From BLM boundary to end of road at Taboose Pass trailhead.
4019	Turtle Creek Road	17.70 unpaved	5.10	0.4	Yes	0.4	From LADWP boundary to LADWP boundary.
1046	Wyman Creek Road	17.70 unpaved	0.00	13.7	Yes	11.6	From BLM boundary about 0.5 miles past White Mountain City to White Mountain Road.
TOTAL		109.59 Maint. Surface	42.51 Paved	63.7		49.6	



File Code: 1900; 2730
Date: March 15, 2018

Clint Quilter
Director of Public Works
Inyo County
PO Box Q
Independence, CA 93526

Dear Mr. Quilter

The purpose of this letter is to document some decisions I have made regarding Inyo County's proposed project titled "Inyo County Roads Jurisdictional Agreement National Environmental Policy Act (NEPA) Review".

I want to first address the questions that Courtney had in his last e-mail on 3/2/18, "RE: Meeting note from February 9th". The Forest Service Manual that you attached in your e-mail, FSM 2700, ch 30, is the appropriate manual the Inyo National Forest would use for the issuance of road and trail rights-of-way grants.

In regards to your RS 2477 question: we have hard copy records of several rights of way granted to Mono County based on their assertion of RS 2477 roads. These records are all dated from the late 1960's to the early 1970's. In 1996 Congress issued a moratorium on any final regulation involving RS 2477 assertions unless specifically authorized by an Act of Congress. A summary of policies surrounding RS 2477 is included in the attached 2005 Inyo County BOS workshop document. Additionally, based on the ruling in Inyo County's case against Death Valley in 2012, when the County seeks to enforce a right-of-way against the federal government, it is the County who bears the burden of proving that the grant of right of way under RS 2477 was accepted.

Secondly, I will address some of the outstanding questions surrounding the scope of this project and its two separate components. As I understand it, there is the Adventure Trail component and an "other roads" component. I want to address each of those components individually because the commitments that were previously made and the level of analysis are separate and independent.

After much internal discussion and research, the Forest has determined that an Environmental Assessment is the appropriate level of NEPA to analyze the effects of the proposed Adventure Trail routes on the Forest. We supported the submission of the Inyo County planning grant last year for this project and you have our commitment to see the NEPA through to completion. The appropriate authorizing instrument (e.g. FRTA easement or something else) has not been determined yet as this is part of the analysis. I want to be clear that even though a route is included in an Environmental Assessment, it does not in any way guarantee that the analysis will result in an authorizing instrument giving jurisdiction to the County. If the analysis does result



in the issuance of an authorizing instrument for certain routes, those instruments will include terms and conditions and can be revoked by the Forest Service or relinquished by the County.

For all the additional roads identified by the County and proposed for a NEPA analysis to issue some type authorizing instrument, I have determined that the Forest does not have the capacity to perform this work at this time. In the past 5 months, the Forest Service focus has changed nationally. The number one priority is to achieve vegetation and timber targets for all units. Some of our Inyo National Forest employees are being sent to other forests in the Region to support this effort. We expect this trend to continue, as all the forests in the Region are working off one priority program of work.

I am interested in scheduling a meeting with you to discuss this decision, if desired. In the meantime, Erin Noesser remains the Adventure Trails NEPA point of contact for the Forest. Please continue to work with her to craft the request for proposals and the proposed action.

Sincerely,

/s/ Barbara Drake
BARBARA DRAKE
Deputy Forest Supervisor
Acting Forest Supervisor – Inyo National Forest

cc: Diana Pietrasanta, Nora Gamino, Courtney Smith, Erin Noesser

Auth ID: Contact Name: Use Code: 752	FS-2700-9f (v.09/12) OMB No. 0596-0082
--	---

**U.S. DEPARTMENT OF AGRICULTURE
FOREST SERVICE**

**PUBLIC ROAD EASEMENT
Act of October 13, 1964, (P.L. 88-657)
36 CFR 251.50, et seq**

THIS EASEMENT dated this day of _____, from the UNITED STATES OF AMERICA, acting by and through the Forest Service, Department of Agriculture, hereinafter called Grantor, to COUNTY OF _____, hereinafter called Grantee.

WITNESSETH:

WHEREAS, the Grantee has applied for a grant of an easement under the Act of October 13, 1964 (78 Stat. 1089, 16 U.S.C. 532-538), for a road over certain lands or assignable easements owned by the United States in the County of County Name State of State name, and administered by the Forest Service, Department of Agriculture.

NOW THEREFORE, Grantor does hereby grant to Grantee an easement for a public road and highway along and across a strip of land, hereinafter defined as the right-of-way (over and across the following described lands in the County of County Name State of State name, legal description, as described on exhibit A attached hereto). *Insert name of road, general location(s), etc. so that it is clear where/what this is for.*

The word "right-of-way" when used herein means said strip of land whether or not there is an existing road or highway located thereon. Except where it is defined more specifically, the word "highway" shall mean roads or highways now existing or hereafter constructed on the right-of-way or any segment of such roads or highways.

The right-of-way is shown and specifically described on the plat attached hereto and made a part hereof.

This grant is made subject to the following terms, provisions, and conditions:

1. Outstanding valid claims, if any, existing on the date of this grant.
2. The easement herein granted is limited to use of the described right-of-way for the purpose of construction, operation, and maintenance of a highway and does not include the grant of any rights for non-highway purposes or facilities; Provided, That the Forest Service shall not exercise its right to use or authorize the use of any portion of the right-of-way for non-highway purposes when such use would interfere with the free flow of traffic or impair the full use and safety of the highway; and Provided further, That nothing herein shall preclude the Forest Service from locating National Forest and other Department of Agriculture information signs on the portions of the right-of-way outside of construction limits.

The Chief, Forest Service, may terminate this easement, or any segment thereof, (1) by consent of the Grantee, (2) by condemnation, or (3) after a five (5) year period of nonuse, by a determination to cancel after notification and opportunity for hearing as prescribed by law.

9. Strict Liability (B-11).

The holder shall be strictly liable (liable without proof of negligence) to the United States for \$ amount per occurrence for any injury, loss, or damage arising in tort under this permit. Liability in tort for injury, loss, or damage to the United States exceeding the prescribed amount of strict liability in tort shall be determined under the law of negligence.

10. Noxious Weed and Exotic Plant Prevention and Control (D-10).

The holder shall be responsible for the prevention and control of noxious weeds and exotic plants arising from the authorized use. For purposes of this clause, noxious weeds and exotic plants include those species recognized as such by Federal, State, or local agency. The holder shall follow prevention and control measures required by Federal, State, or local agency. When determined to be necessary by the Authorized Officer, the holder shall develop a plan for noxious weed and exotic plant prevention and control. These plans must have prior written approval from the Authorized Officer and, upon approval, shall be attached to this permit as an appendix.

11. Herbicide and Pesticide Use (D-18).

Herbicides and pesticides may not be used outside of buildings to control undesirable woody and herbaceous vegetation, aquatic plants, insects, rodents, or fish without the prior written approval of the Authorized Officer. A request for approval of planned uses of pesticides shall be submitted annually by the holder on the due date established by the Authorized Officer. The report shall cover a 12-month period of planned use beginning 3 months after the reporting date. Information essential for review shall be provided in the form specified. Exceptions to this schedule may be allowed, subject to emergency request and approval, only when unexpected outbreaks of pests require control measures which were not anticipated at the time an annual report was submitted. Only those materials registered by the U.S. Environmental Protection Agency for the specific purpose planned shall be authorized for use on National Forest System lands. Label instructions and all applicable laws and regulations shall be strictly followed in the application of pesticides and disposal of excess materials and containers.

12. Protection of Endangered, Threatened, and Sensitive Species (X-8).

The location of sites within the permit area needing special measures for protection of plants or animals listed as threatened or endangered under the Endangered Species Act (ESA) of 1973, 16 U.S.C. 531 *et seq.*, as amended, or as sensitive by the Regional Forester under Forest Service Manual (FSM) 2670, pursuant to consultation conducted under section 7 of the ESA, may be identified on the ground or shown on a separate map. The map shall be attached to this permit as an appendix. The holder shall take any protective and mitigative measures specified by the Authorized Officer. If protective and mitigative measures prove inadequate, if other sites within the permit area containing threatened, endangered, or sensitive species are discovered, or if new species are listed as threatened or endangered under the ESA or as sensitive by the

Information collection is estimated to average one (1) hour per response, including the time for reviewing instructions, searching existing data sources, gathering and maintaining the data needed, and completing and reviewing the collection of information.

The U.S. Department of Agriculture (USDA) prohibits discrimination in all its programs and activities on the basis of race, color, national origin, age, disability, and where applicable, sex, marital status, familial status, parental status, religion, sexual orientation, genetic information, political beliefs, reprisal, or because all or part of an individual's income is derived from any public assistance. (Not all prohibited bases apply to all programs.) Persons with disabilities who require alternative means for communication of program information (Braille, large print, audiotape, etc.) should contact USDA's TARGET Center at 202-720-2600 (voice and TDD).

To file a complaint of discrimination, write USDA, Director, Office of Civil Rights, 1400 Independence Avenue, SW, Washington, DC 20250-9410 or call toll free (866) 632-9992 (voice). TDD users can contact USDA through local relay or the Federal relay at (800) 877-8339 (TDD) or (866) 377-8642 (relay voice). USDA is an equal opportunity provider and employer.

The Privacy Act of 1974 (5 U.S.C. 552a) and the Freedom of Information Act (5 U.S.C. 552) govern the confidentiality to be provided for information received by the Forest Service.



AGENDA REQUEST FORM
BOARD OF SUPERVISORS
COUNTY OF INYO

For Clerk's Use Only: AGENDA NUMBER 21
--

- Consent Departmental Correspondence Action Public Hearing
 Scheduled Time for: Closed Session Informational

FROM: County Administrator
By: Budget Officer
Auditor Controller
Budget Analyst

FOR THE BOARD MEETING OF: May 8, 2018

SUBJECT: Fiscal Year 2017-2018 Third Quarter Financial Report

DEPARTMENTAL RECOMMENDATION:

It is recommended that your Board:

1. Accept the Fiscal Year 2017-2018 Third Quarter Financial Report as presented;
2. Approve the specific budget action items and recommendations discussed in the report and represented in Attachments A & B, and authorize the Auditor-Controller to make the budget adjustments as listed in Attachments A & B (*4/5's vote required*);
3. Authorize the County Administrator and Auditor-Controller to make any additional year-end adjustments, as may be necessary within each fund (*4/5's vote required*);
4. Approve the Preliminary Fiscal Year 2018-2019 Budget Calendar (Attachment C) with regard to the proposed dates for the Budget Hearings and adoption of the Final Budget; and;
5. Direct the County Administrator and Auditor-Controller to prepare a modified rollover budget for the start of Fiscal Year 2018-2019 and present it for approval on June 12th or June 19, 2018.

SUMMARY DISCUSSION:

Overview

Based on projections submitted by the departments, this Third Quarter Review provides an opportunity to make last-minute adjustments necessary to maintain a balanced County Budget for Fiscal Year 2017-2018 and fund some urgent and emergency items. Toward this end, your Board is being asked to authorize the budget amendments identified below and represented in Attachments A and B, as well as authorize the CAO and Auditor-Controller to make any subsequent year-end adjustments that may be necessary within each fund to maintain a balanced budget through the end of the fiscal year. These actions require a 4/5's vote of your Board. An affirmative vote will result in no change to the Net County Cost to the General Fund.

Most of the Third Quarter adjustments identified in Attachments A and B represent appropriation change requests that, pursuant to the County Budget Control And Responsibility Policy, can be approved by the

County Administrative Officer and/or the Auditor-Controller without action by your Board. These include moving money within a budget from one object code to another object code, or from one object category to another object category in the same budget unit. However, some of the proposed changes (such as appropriating new revenue, transfers between funds or budget units, and changes in Net County Cost) require approval by the Board of Supervisors (4/5's vote). Third Quarter adjustments resulting in a change in Net County Cost (within a budget unit) or otherwise requiring Board approval, as well as adjustments resulting in substantial decreases to Net County Cost, are identified and discussed later in this report.

The departments' Third Quarter projections change the Working Budget as follows:

2017-2018	Board Approved Budget	Working Budget	Third Quarter Budget
County Budget			
Revenues	\$88,136,036	\$88,469,466	\$88,211,891
Expenditures	\$94,621,195	\$98,092,126	\$97,941,990
Net County Cost	\$6,485,159	\$9,622,660	\$9,730,099
General Fund			
Revenues	\$54,461,199	\$54,832,785	\$54,781,262
Expenditures	\$58,723,989	\$60,113,596	\$60,062,073
Net County Cost	\$4,262,790	\$5,280,811	\$5,280,811

Your Board is reminded that the projections in this Third Quarter Financial Report, like all Financial Report projections should always be viewed with caution. As with any aspect of the County Budget, this Financial Review is only as accurate as the input provided by County departments. Similar to past years, the primary factor that will determine the accuracy of the projections identified in this report will be the realization of all budgeted revenue. This year, very few departments are projecting Third Quarter reductions in forecast revenue; and those departments that are reporting relatively minor shortfalls in revenue have been able to make adjustments to their budgets without the use of Contingencies.

Because it is often too late to make in-budget adjustments for revenue shortfalls as part of the Third Quarter Financial Report (thereby increasing reliance on General Fund Contingencies or other sources to fill the 'revenue gap') the Budget Team emphasizes, every year, that a primary purpose of the Mid-Year Financial Report is to provide departments with an opportunity to modify their revenue and expense projections as may be necessary to ensure their budget(s) remain in balance through June 30th. Done mindfully, the Mid-Year Process should virtually eliminate the need to make appropriation changes or seek budget amendments as part of the Third Quarter Financial Report. As discussed below, it is encouraging that this year's Third Quarter Financial Report includes few requests for budget amendments that require your Board's consideration and positive action to remain balanced. Many of the changes departments are requesting as part of this Third Quarter Financial Report are intended to fund unexpected needs and opportunities or make minor, non-essential adjustments in revenue projections.

It is also encouraging that, similar to last year's Third Quarter and this year's Mid-Year financial reports and unlike previous years, most budget units have been identified that require additional appropriation changes to correct cost overages in object codes and object categories occurring after the departments submitted their Third Quarter Budget changes. This is all good. The notable exception being the Health and Human Services'

General Relief budget, discussed below, which had expended 91.08% of its appropriations as of May 2, 2018, with 2-months remaining in the fiscal year.

Process

Pursuant to the County's Budget Control And Responsibility Policy,

“Department heads shall submit Mid-Year and Third Quarter Financial Reports to the County Administrator. These reports will provide a projection of the department's expenditures, revenues and Net County Cost for the fiscal year and include reasons for over-expenditures and/or under-realization of revenues, along with a corrective action plan by the Department.”

The County Administrator uses these reports to prepare and submit the Mid-Year and Third Quarter Financial Report to the Board of Supervisors.

Similar to the Mid-Year review process, departments were asked to enter their Third Quarter budget projections directly into in the County's financial system (IFAS). The Third Quarter budget changes being requested by the departments and, in some cases modified by the CAO, are reflected in the “Third Quarter” column on the attached IFAS reports (Attachments A & B). If approved by your Board (4/5's vote required), the Third Quarter projections will become the new Working Budget.

Requiring departments to enter Third Quarter projections directly into IFAS conveys certain efficiencies. The process eliminates the need for departments to fill-out routine appropriation change request forms that would need to be reviewed by the Auditor and/or CAO before being entered into the system on a piecemeal basis. Because the County Budget Control and Responsibility Policy allows departments to over-expend in a particular object code as long as the total object-category is not over-expended, routine appropriation changes can be consolidated as part of the Mid-Year and Third Quarter processes. This reduces the amount of appropriation changes that need to be processed throughout the year.

As in years past, and similar to the Mid-Year Financial Report, department heads were again required to certify whether or not their budgets are on track to realize 100% of their budgeted revenue and stay within their budgeted expenditures through the end of June. Departments whose budgets indicate that they might not achieve their approved revenue projections are required to provide a written explanation as to why, and make every effort to reduce expenditures respectively. Similarly, if a department's budget indicates that its approved appropriation will be exceeded by June 30th, the department head is asked to explain the reason and reduce expenditures in other object codes.

Looking Ahead & Outstanding Issues

The Fiscal Year 2018-2019 Budget will likely continue to be subject to cost increases largely beyond the County's control (e.g., the cost of doing business). And, it is anticipated that growth in locally-generated, discretionary revenue will continue to be limited. Following is a preliminary look at potentially looming issues; how these may play out relative to the County's available revenues and unavoidable expenses will be better understood once departments submit their Fiscal Year 2018-2019 Department Requested budgets. For now, this sampling of issues that could affect the County Budget is presented to help begin to focus and remind your Board, County departments, County staff and the public of the fiscal challenges the County may face in the coming fiscal year.

State & Federal Budgets

The County Budget relies significantly on state and federal funding, and the State and Federal budgets always have the potential to negatively impact the County Budget.

Pending the May Revise, the Governor's Proposed Budget for Fiscal Year 2018-2019 does not appear to pose a significant or immediate threat to the County Budget with the exception of the continuing impacts of the State's dismantling of the Coordinated Care Initiative and the County's MOE for In Home Supportive Services (IHSS) first day lighted last year and discussed again as part of this year's Mid-Year Financial Report. California counties are, again, responsible for IHSS collective bargaining and associated costs which now include State minimum wage increases and changes to Federal overtime rules. These added costs may result in needing to divert HHS Realignment funds currently dedicated to other programs.

However, in addition to any surprises that may be contained in the May Revise, the State and, therefore, the County Budget might still be impacted by:

- A proposed voter initiative to repeal the State's 12-cent-per-gallon gasoline tax the Legislature passed last year (SB 1; Beall) to reform and provide long-overdue relief for local transportation funding. The proposed initiative is attracting national funding and gaining momentum as the GOP believes it could draw Republicans to polls in November and influence congressional races in California and, ultimately, GOP control of the House of Representatives.
- Ongoing discussions regarding State allocations for Child Support Services of which the CSS Director has kept your Board apprised;
- Continuing discussions in Washington D.C. of massive reductions in Federal Health and Human Services program funding provided to states and counties.

Keeping with long-standing County fiscal policy and practice, any reductions to this categorical funding that may materialize in the coming year will need to be absorbed by the affected program and department.

On a more positive note relative to the Federal Budget, the County appears likely to receive its Federal Payment In Lieu of Taxes (PILT) money in June, in an amount similar to last year's payment. This represents approximately \$1.8 million in General Fund revenue critical to funding County operations. Pursuant to the policy adopted by your Board as part of its approval of the Mid-Year Financial Report, when the PILT payments is received it will be deposited in the new PILT Trust Fund, outside of the General Fund, and budgeted as an Operating Transfer into the General Fund in next year's Budget.

Less encouraging, however, is the significant decline in the receipt of Federal Geothermal Royalties monies reported to your Board as part of the Mid-Year Financial Report. To the extent these funds can be used to offset specific expenses that might otherwise have to be funded with General Fund revenue Geothermal Royalties monies represent a critical tool for balancing the County Budget that may now be lost. In Fiscal Year 2016-2017 the County received \$210,000 in Geothermal Royalties revenue, however, year-to-date actuals for this fiscal year remain at an all-time low of \$40,049.

Personnel Costs

In addition to needing to absorb wage increases and other costs associated with new labor contracts agreed to last year with the Inyo County Employees Association/AFSCME, the Elected Officials Assistants Association and the Deputy Sheriff's Association, and earlier this year with the Law Enforcement Administrators Association, the Fiscal Year 2018-2109 Budget will need to fund the cost of any agreement reached with the Inyo County Probation Peace Officers Association; in addition increases in employee benefits costs.

Pension Costs. The County is expected to have to pay an estimated \$1,153,776 in higher pension costs in Fiscal Year 2018-2019, with about \$884,333 impacting General Fund budgets. These cost increases are associated with the need for the County to begin paying-down its unfunded pension liabilities. The decision made by your Board last year to pay-down the County's unfunded pension liabilities over a 20-year period, instead of the minimum 30-year period, and save the County taxpayers an estimated \$14,688,059 in interest charges, is no longer "optional" as the CalPERS Governing Board is now requiring all CalPERS agencies to pay-off their unfunded pension liabilities on a 20-year payment schedule.

Health Insurance. For planning purposes, the Personnel-Module for the Fiscal Year 2017-2018 Budget uses 5% as placeholder for estimating the possible increases in employee health insurance costs; or about \$280,000.

Combined, these preliminary estimates of personnel cost increases impacting the Fiscal Year 2018-2019 Budget total approximately \$1,995,250; of which \$1,536,342 is expected to impact the General Fund.

Property Tax Revenue

LADWP Land Valuations. The State Board of Equalization has notified the Assessor's Office that the valuation for the City of Los Angeles Department of Water and Power (LADWP) owned land in Inyo County will increase for the sixth year in a row. As your Board is aware, Los Angeles' property tax payments are calculated using the Constitutionally-prescribed Phillips Formula, and account for about 48% of the County's secured property tax roll. As reported by the County Assessor, in Fiscal Year 2018-2019, LADWP property tax payments will increase by 6.2007%, which translates into approximately \$323,000 in additional revenue coming to the County. This is up from the 4.447% increase in the Phillips Formula adjustments the County enjoyed from last year.

Unsecured Taxes. Based on recent supplemental assessments and roll changes enrolled by the Assessor, the taxes paid by the Coso geothermal power plant – which represents 90% of the unsecured property tax roll – are expected to continue to decline, however, the amount of any decrease in the 2018 property tax assessment will not be known until at least July.

Hotel Transient Occupancy Tax and Other Locally Derived Revenues

HTOT Revenue. As reported as part of the Mid-Year Financial Report, decreases in TOT revenue anticipated as part of the Fiscal Year 2017-2018 Budget, and associated with renovations occurring at the Furnace Creek resort in Death Valley, are materializing. It now appears that construction activities at the Resort will continue through the first quarter of Fiscal Year 2018-2019 prolonging the suppression of hotel bed tax revenues.

Interest Revenue. On a more positive note, the Treasurer continues to report the positive effects of changes she recommended, and your Board approved to the County Investment Policy, and that interest revenue projections could remain almost double what they were two years ago.

Fiscal Year 2018-2019 Department Requested Budget

We have commenced preparation of the Fiscal Year 2018-2019 Budget, and departments are completing their inputs for the Fiscal Year 2018-2019 Department Requested Budget. Typically, this process results in additional costs being identified in addition to those cited above. Once the Department Requested Budget process is complete, this information will provide an even clearer picture of how the County department's budget requests combine with some of the cost increases and potential revenue losses identified here. Departmental budget requests are due on Friday, May 18th.

Fund Balance

This year's Board Approved Budget was balanced using \$4,262,790 in General Fund Balance. This means that, even with no changes in General Fund revenues or expenses for Fiscal Year 2018-2019, this year's (Fiscal Year 2017-2018) General Fund Budget will need to yield over \$4.2 Million in Fund Balance in order for your Board to be able to adopt a status quo budget for the coming Fiscal Year. Based on historical Fund Balance trends, there is hardly any guarantee that this year's General Fund Balance, available to balance the Fiscal Year 2017-2018 Budget, will approach \$4 Million, much less \$4.2 Million.

This is important because, as described herein, even without yet knowing the revenue and expense projections in the Fiscal Year 2018-2019 Department Requested Budget, we know costs – primarily personnel-related costs – are going up. It is less certain, however, if in combination various General Fund revenue streams will increase sufficiently to keep pace with these increased costs and possible decreases in General Fund Balance.

For this reason, depending on the size of the gap between revenues and expenses in the Fiscal Year 2018-2019 Department Requested Budget, we may again consider recommending a three to four month hard hiring freeze beginning in June to generate additional salary savings until next year's Budget is approved.

Fiscal Year 2017-2018 Third Quarter Status

The following budgets have significant changes; most requiring approval by your Board as part of the Third Quarter Financial Review.

GENERAL FUND:

General Fund budgets with Third Quarter changes are discussed below in addition to being identified in Attachment A:

Agricultural Commissioner (023300). It is necessary to reduce revenue in this budget by \$11,235, in addition to the \$8,277 reduction in revenue made as part of the Mid-Year Financial Report, due to lower gas tax revenue. Expenses are being increased by \$6,045 which reflects the sum of increases in salary and benefit costs and lowering in other non-personnel expense. This results in increasing the Net County Cost by a total of \$17,280. Currently there is \$30,300 budgeted for a new gate at the Ag Building. After discussion with the Public Works department, it was determined that the project will not be completed this fiscal year, so the Internal Charges object code is being decreased by \$17,280 to cover the increase in Net County Cost. This

leaves \$13,020 in the department budget for Public Works to proceed with pre-construction work related to the new gate that might generate expense this fiscal year. The Deferred Maintenance Budget will also be decreased by \$17,280 to reflect this change. These changes will not change the Net County Cost in this budget.

Assessor (010600). The office has requested to increase revenue in this budget by \$1,642 to recognize the actual amounts received in Miscellaneous Revenue. Additionally, the office has requested to increase Office and Other Equipment expense by \$1,642 to purchase equipment for new employees. There is no change to the Net County Cost.

Contingencies (087100). The General Fund Contingencies budget is being reduced by a total of \$36,478 to fund: the installation and monthly charges related to a new intrusion detection software system to protect the County's computer infrastructure, including the new voting system, and comply with new federal regulations related to protecting the integrity of voting systems (\$24,800); anticipated increases in expense in the Health and Human Services General Relief budget related to increased caseload (\$15,000); and, the recognition of additional revenue in the County Counsel budget related to staff services provided for the Owens Valley Groundwater Authority (+\$3,322). This leaves only \$39,459 in General Fund Contingencies for the remainder of the year.

County Counsel (010700). As noted above, revenue in Services & Fees is being increased by \$3,322 to recognize funding that is anticipated to be received from the Owens Valley Groundwater Authority for reimbursement of staff services.

Environmental Health (045400). Revenue and expense in this budget are being decreased by \$25,875 to more accurately reflect the revenue that will be received in this fiscal year. There is no change to the Net County Cost.

General Relief (056500). It is prudent to increase this budget by a total of \$15,000 to cover anticipated additional costs through the remainder of the year related to higher caseloads this fiscal year. Professional Services is being increased by \$5,000 and Services and Supplies is increased by \$10,000. The General Fund Contingencies Budget has been reduced accordingly.

Information Services (011801). This budget reflects an increase in expense of \$24,800 for the purchase, installation and monthly charges for a new intrusion detection system that will meet the needs of the Elections department while providing additional protection for the County's other computer systems. The Office & Other Equipment object code is increased by \$8,000; the Professional Services object code is increased by \$1,800; and, the Utilities object code is increased by \$15,000 to cover all of the expenditures related to this purchase this fiscal year. The General Fund Contingencies Budget has been reduced accordingly.

Jail – General (022900). The Sheriff's Office is reducing expense in this budget by \$25,500, and requesting to use the savings for increased costs in the Kitchen budget to cover an over-expenditure in the Jail-Household Supplies object code. Between both of these budgets there will be no change in the Net County Cost.

Kitchen Services (022701). As noted above, the Sheriff's Office is requesting to increase Jail-Household Supplies expense related to the operation of the kitchen by \$25,520. Expense in the Jail – General budget is being reduced by the same amount. Therefore, the increase in the Net County Cost in this budget will be offset by the reduction of the Net County Cost in the Jail – General budget.

Parks (076999). Higher-than-projected campground fee revenue is being recognized to cover \$16,157 in additional expense related to higher campground trash collection fees and other costs. There is no change to the Net County Cost.

Planning (023800). The department requested to decrease revenue in LAFCO Fees by \$10,000 and Inter Government Charges by \$22,451, and increase State Grants by \$32,451 to reflect the actual revenue that will be attained in the fiscal year. There is no change to the Net County Cost.

Public Works (011500). Revenue and expense in this budget are being reduced by \$100,000. The decrease is directly related to staff vacancies and the inability to bill out for services that the vacant positions would have provided. There is no change to the Net County Cost.

Sheriff – General (022700). Revenue in this budget is being increased by a total of \$64,466. The Citizen Option – Public Safety (COPS) object code is being increased by \$18,666 in order to fund the purchase of additional less-lethal ammunition, and to purchase replace failing security cameras in the Jail. Additionally, the AB443-Sheriff object code is increased by \$45,800 to offset the cost of purchasing replacement parts for patrol vehicle radios. Expense is, likewise, increased by a total of \$64,466. The Net County Cost is unchanged.

NON-GENERAL FUND:

Non-General Fund budgets with significant Third Quarter changes requiring your Board's approval are discussed below in addition to being identified in Attachment B:

Cannabis Suppression (671507). The Sheriff's Office seeks to increase expenditures in the long-standing budget unit – created for the expenditure of grants for cannabis suppression on Federal lands – by \$2,000 to purchase additional equipment. There is sufficient fund balance to cover this increase in the Net Cost to Fund.

County Liability Trust (500903). Expenditures in this budget need to be increased by \$45,000 for potential claim settlements. There is sufficient fund balance to cover the increase to the Net Cost to Fund.

Deferred Maintenance (011501). As discussed above in the Agriculture Commissioner budget, revenue in Intra County Charges is being reduced by \$17,280, and expense in Structures and Improvements is reduced by the same amount, to reflect the actual charges that may be incurred this year relative to the new gate for the Ag Building.

ES Weed Management Grant (621300). Revenue and expense in this budget are being decreased by \$50,050 to reflect the actual revenues and expenditures for this fiscal year. There is no change to the Net Cost to Fund.

Independence Water System (152101). It is necessary to increase expenses in this budget by \$85,551 to cover the cost of additional Road and other billings associated with the County's initial response to the failure of water system's transmission main. This is in addition to the \$90,251 costs added to this budget as part of the Mid-Year Financial Report that were funded through the use of Fund Balance (\$33,357) and Operating Transfers from the Independence Water Upgrade (\$49,980) and Lone Pine Water Upgrade (\$6,914) budgets.

Since these actions at Mid-Year essentially depleted the fund balance in each of these budget units, the \$85,551 necessary to pay for these new additional costs are being funded by an Operating Transfer In from the Water Systems Trust. This, however, will utilize most of the remaining funds previously transferred by the Board of

Supervisors to the Water Systems Trust. Because the possibility still looms of needing to make a payment to LADWP, it is expected that the Town Water System budgets repay these funds to the Water Systems Trust.

Inyo Mosquito Abatement (154101). The Net Cost to Fund for this budget is being reduced by \$23,521 as the result of decreasing revenue and expenses to reflect actual costs, including the increased salary and benefit costs.

Motor Pool – Operating (200100). Lower than projected Motor Pool Charges revenue (due to more fuel efficient vehicles and lower monthly billings to departments) account for most of the department’s need to decrease revenue in this budget by \$120,500.

Operating Transfers In revenue is being increased, however, by \$14,000 – with corresponding increases in expense – to recognize the need to pay for a vehicle that was taken out of commission sooner than expected. There is sufficient fund balance to cover the \$134,500 increase to the Net Cost to Fund.

Motor Pool – Replacement (200200). Operating Transfers Out of this budget are being increased by \$14,000 to cover funding for the vehicle mentioned above. There is sufficient fund balance to cover the increase of \$14,000 to the Net Cost to Fund.

Salt Cedar Project (024502). Revenue and expense in this budget are being reduced by \$33,137 and \$47,941, respectively, to reflect actual costs. The Net Cost to Fund has been adjusted accordingly.

Shoshone Airport – Special (150800). Revenue in State Grants is being reduced by \$96,206 to reflect the actual grant amount awarded. Expense is being reduced by \$90,371 to reflect most of the decrease in funding. There is sufficient fund balance to cover the \$5,835 increase in Net Cost of Fund.

Water Department (024102). Revenues in this budget are being increased by a total of \$53,545. State Grants was decreased by \$500,032 and the Contribution from DWP object code was increased by \$546,902. Both of these changes are associated with funding for CEQA for the Owens River Water Trail (originally planned to be funded from a State grant and no being funded with money received from the Los Angeles Department of Water and Power); \$7,500 is associated with recognizing revenue from the provision of staff services to the Owens Valley Groundwater Authority; and, \$825 comes from reducing Intra County Charges to reflect the actual revenue that will be received this fiscal year. There was no change to the expense and the Net Cost to Fund has been adjusted accordingly.

FISCAL YEAR 2018-2019 BUDGET PROCESS

As discussed above, the Fiscal Year 2018-2019 Budget process is underway; a kick-off meeting with all County departments occurred on Friday, April 20, 2018. County departments will continue to use the “Budget Buddy” to prepare their Department Requested budgets. The Budget Buddy was created two years ago as a Service Redesign initiative that reduces the number of forms that departments need to complete while providing the Budget Team with additional details that assist in making decisions about budget recommendations. Additionally, this year the Personnel Module (PMod) has been updated, and is now included in the “Budget Buddy” to help improve the accuracy of department calculations and further streamline the budget process.

The feedback on the updated PMod has been very positive and departmental staff have commented on how much easier it is to use. All departmental budget requests are due on Friday, May 18, 2018. The Budget Team

will review the overall funding requests and revenue projections to further develop its strategy for approaching next year's budget. Departmental budget meetings are scheduled from June 13th to June 29th, to review budget requests and develop the CAO Recommended Budget for Fiscal Year 2018-2019. A copy of the Preliminary Fiscal Year 2018-2019 Budget Calendar is provided as Attachment C.

ALTERNATIVES:

Your Board has the option not to approve any of the specific recommendations and/or provide staff other direction.

OTHER AGENCY INVOLVEMENT:

All County departments provided the information necessary to compile this report, which was developed in collaboration with the County Auditor-Controller.

FINANCING:

The financial impacts to the County are reflected in the discussion and recommendations above, and the budget impacts are included in Attachments A and B (Attachment A represents the General Fund budget, and Attachment B represents the Non-General Fund budget).

APPROVALS	
COUNTY COUNSEL:	AGREEMENTS, CONTRACTS AND ORDINANCES AND CLOSED SESSION AND RELATED ITEMS <i>(Must be reviewed and approved by county counsel prior to submission to the board clerk.)</i> Approved: _____ Date _____
AUDITOR/CONTROLLER:	ACCOUNTING/FINANCE AND RELATED ITEMS <i>(Must be reviewed and approved by the auditor-controller prior to submission to the board clerk.)</i>  Approved: <u>YES</u> Date <u>5-4-2018</u>
PERSONNEL DIRECTOR:	PERSONNEL AND RELATED ITEMS <i>(Must be reviewed and approved by the director of personnel services prior to submission to the board clerk.)</i> Approved: _____ Date _____

DEPARTMENT HEAD SIGNATURE:  Date: 5-4-2018
 (Not to be signed until all approvals are received)
 (The Original plus 20 copies of this document are required)

COUNTY OF INYO

BUD022BX - BUDGET INFORMATION

BUDGET TO ACTUAL COMPARE - THIRD QUARTER

RUNDATE: 03/31/2018 TODAY'S DATE: 05/02/2018

FOR FISCAL YEARS: 07/01/2017 - 06/30/2018

	YTD ACTUALS 06/30/2017	BOARD APPROVED 06/30/2018	WORKING BUDGET 06/30/2018	THIRD QUARTER 06/30/2018	YTD ACTUALS 06/30/2018	YTD ENC 06/30/2018	YTD ACTUALS + ENC	YTD % w/ ENC 06/30/2018
TOTAL EXPENSES:	\$495,113	\$548,016	\$548,016	\$548,016	\$398,132	\$0	\$398,132	72.64
NET BUDGET UNIT: 010100 BOARD OF SUPERVISORS	(\$495,113)	(\$548,016)	(\$548,016)	(\$548,016)	(\$398,050)	\$0	(\$398,050)	72.63

COUNTY OF INYO

BUD022BX - BUDGET INFORMATION

BUDGET TO ACTUAL COMPARE - THIRD QUARTER

RUNDATE: 03/31/2018 TODAY'S DATE: 05/02/2018

FOR FISCAL YEARS: 07/01/2017 - 06/30/2018

	YTD ACTUALS 06/30/2017	BOARD APPROVED 06/30/2018	WORKING BUDGET 06/30/2018	THIRD QUARTER 06/30/2018	YTD ACTUALS 06/30/2018	YTD ENC 06/30/2018	YTD ACTUALS + ENC	YTD % w/ ENC 06/30/2018
010200 CAO - GENERAL								
FUND: 0001 GENERAL FUND								
REVENUES:								
TAXES - PROPERTY	\$0	\$0	\$0	\$0	\$0	\$0	\$0	0.00
CHARGES FOR CURRENT SERVICES	\$0	\$0	\$0	\$0	\$0	\$0	\$0	0.00
4998 = OPERATING TRANSFERS IN	\$0	\$165,000	\$165,000	\$165,000	\$0	\$0	\$0	0.00
OTHER FINANCING SOURCES	\$0	\$165,000	\$165,000	\$165,000	\$0	\$0	\$0	0.00
OTHER REVENUE	\$0	\$0	\$0	\$0	\$0	\$0	\$0	0.00
TOTAL REVENUES:	\$0	\$165,000	\$165,000	\$165,000	\$0	\$0	\$0	0.00
EXPENSES:								
5001 = SALARIED EMPLOYEES	\$409,115	\$429,037	\$426,537	\$426,537	\$302,858	\$0	\$302,858	71.00
5003 = OVERTIME	\$848	\$0	\$5,000	\$5,000	\$1,399	\$0	\$1,399	27.98
5021 = RETIREMENT & SOCIAL	\$29,570	\$31,335	\$31,335	\$31,335	\$21,399	\$0	\$21,399	68.29
5022 = PERS RETIREMENT	\$108,391	\$70,870	\$70,870	\$70,870	\$50,424	\$0	\$50,424	71.15
5024 = RETIREMENT-UNFUNDED LIAB	\$0	\$45,776	\$45,776	\$45,776	\$45,776	\$0	\$45,776	100.00
5031 = MEDICAL INSURANCE	\$19,948	\$28,099	\$25,599	\$25,599	\$17,253	\$0	\$17,253	67.39
5032 = DISABILITY INSURANCE	\$3,159	\$3,651	\$3,651	\$3,651	\$2,276	\$0	\$2,276	62.35
5042 = SICK LEAVE BUY OUT	\$3,195	\$0	\$0	\$0	\$0	\$0	\$0	0.00
5043 = OTHER BENEFITS	\$19,274	\$19,200	\$19,200	\$19,200	\$12,501	\$0	\$12,501	65.11
SALARIES & BENEFITS	\$593,503	\$627,968	\$627,968	\$627,968	\$453,889	\$0	\$453,889	72.27
5122 = CELL PHONES	\$506	\$800	\$800	\$800	\$213	\$0	\$213	26.68
5171 = MAINTENANCE OF EQUIPMENT	\$0	\$250	\$250	\$250	\$0	\$0	\$0	0.00
5232 = OFFICE & OTHER EQUIP < \$5,000	\$0	\$1,000	\$1,000	\$1,000	\$221	\$0	\$221	22.13
5263 = ADVERTISING	\$42	\$300	\$300	\$300	\$125	\$0	\$125	41.76
5265 = PROFESSIONAL & SPECIAL	\$250	\$10,300	\$85,300	\$85,300	\$11,250	\$63,750	\$75,000	87.92
5291 = OFFICE, SPACE & SITE RENTAL	\$0	\$1,000	\$1,000	\$1,000	\$0	\$0	\$0	0.00
5311 = GENERAL OPERATING EXPENSE	\$11,004	\$11,000	\$11,000	\$11,000	\$7,579	\$0	\$7,579	68.90
5331 = TRAVEL EXPENSE	\$6,266	\$7,000	\$7,000	\$7,000	\$2,819	\$0	\$2,819	40.27
5351 = UTILITIES	\$291	\$1,000	\$1,000	\$1,000	\$232	\$0	\$232	23.23
SERVICES & SUPPLIES	\$18,361	\$32,650	\$107,650	\$107,650	\$22,441	\$63,750	\$86,191	80.06
5121 = INTERNAL CHARGES	\$0	\$1,500	\$1,500	\$1,500	\$0	\$0	\$0	0.00
5123 = TECH REFRESH EXPENSE	\$6,401	\$3,944	\$3,944	\$3,944	\$2,958	\$0	\$2,958	75.00
5128 = INTERNAL SHREDDING	\$480	\$500	\$500	\$500	\$0	\$0	\$0	0.00
5129 = INTERNAL COPY CHARGES	\$1,925	\$2,590	\$2,590	\$2,590	\$706	\$0	\$706	27.28
5152 = WORKERS COMPENSATION	\$8,626	\$11,112	\$11,112	\$11,112	\$8,334	\$0	\$8,334	75.00

COUNTY OF INYO

BUD022BX - BUDGET INFORMATION

BUDGET TO ACTUAL COMPARE - THIRD QUARTER

RUNDATE: 03/31/2018 TODAY'S DATE: 05/02/2018

FOR FISCAL YEARS: 07/01/2017 - 06/30/2018

	YTD ACTUALS 06/30/2017	BOARD APPROVED 06/30/2018	WORKING BUDGET 06/30/2018	THIRD QUARTER 06/30/2018	YTD ACTUALS 06/30/2018	YTD ENC 06/30/2018	YTD ACTUALS + ENC	YTD % w/ ENC 06/30/2018
5155 - PUBLIC LIABILITY INSURANCE	\$4,647	\$5,059	\$5,059	\$5,059	\$3,794	\$0	\$3,794	75.00
5333 - MOTOR POOL	\$0	\$840	\$840	\$840	\$241	\$0	\$241	28.74
INTERNAL CHARGES	\$22,080	\$25,545	\$25,545	\$25,545	\$16,034	\$0	\$16,034	62.76
OTHER CHARGES	\$0	\$0	\$0	\$0	\$0	\$0	\$0	0.00
FIXED ASSETS	\$0	\$0	\$0	\$0	\$0	\$0	\$0	0.00
5901 - CONTINGENCIES	\$0	\$165,000	\$165,000	\$165,000	\$0	\$0	\$0	0.00
RESERVES	\$0	\$165,000	\$165,000	\$165,000	\$0	\$0	\$0	0.00
TOTAL EXPENSES:	\$633,945	\$851,163	\$926,163	\$926,163	\$492,365	\$63,750	\$556,115	60.04
NET BUDGET UNIT: 010200 CAO - GENERAL	(\$633,945)	(\$686,163)	(\$761,163)	(\$761,163)	(\$492,365)	(\$63,750)	(\$556,115)	73.06

COUNTY OF INYO

BUD022BX - BUDGET INFORMATION

BUDGET TO ACTUAL COMPARE - THIRD QUARTER

RUNDATE: 03/31/2018 TODAY'S DATE: 05/02/2018

FOR FISCAL YEARS: 07/01/2017 - 06/30/2018

	YTD ACTUALS 06/30/2017	BOARD APPROVED 06/30/2018	WORKING BUDGET 06/30/2018	THIRD QUARTER 06/30/2018	YTD ACTUALS 06/30/2018	YTD ENC 06/30/2018	YTD ACTUALS + ENC	YTD % w/ ENC 06/30/2018
010202 CAO ECONOMIC DEVELOPMENT								
FUND: 0001 GENERAL FUND								
REVENUES:								
4498 - STATE GRANTS	\$0	\$0	\$0	\$0	\$35,790	\$0	\$35,790	0.00
4499 - STATE OTHER	\$0	\$5,705	\$5,705	\$5,705	\$0	\$0	\$0	0.00
AID FROM OTHER GOVT AGENCIES	\$0	\$5,705	\$5,705	\$5,705	\$35,790	\$0	\$35,790	627.34
OTHER REVENUE	\$0	\$0	\$0	\$0	\$0	\$0	\$0	0.00
TOTAL REVENUES:	\$0	\$5,705	\$5,705	\$5,705	\$35,790	\$0	\$35,790	627.34
EXPENSES:								
5001 - SALARIED EMPLOYEES	\$105,690	\$49,470	\$49,470	\$49,470	\$0	\$0	\$0	0.00
5021 - RETIREMENT & SOCIAL	\$9,484	\$3,784	\$3,784	\$3,784	\$0	\$0	\$0	0.00
5022 - PERS RETIREMENT	\$27,914	\$8,300	\$8,300	\$8,300	\$0	\$0	\$0	0.00
5024 - RETIREMENT-UNFUNDED LIAB	\$0	\$9,155	\$9,155	\$9,155	\$9,155	\$0	\$9,155	100.00
5031 - MEDICAL INSURANCE	\$10,853	\$9,138	\$9,138	\$9,138	\$0	\$0	\$0	0.00
5032 - DISABILITY INSURANCE	\$1,069	\$495	\$495	\$495	\$0	\$0	\$0	0.00
5042 - SICK LEAVE BUY OUT	\$2,175	\$0	\$0	\$0	\$0	\$0	\$0	0.00
5043 - OTHER BENEFITS	\$18,975	\$0	\$0	\$0	\$0	\$0	\$0	0.00
SALARIES & BENEFITS	\$176,163	\$80,342	\$80,342	\$80,342	\$9,155	\$0	\$9,155	11.39
5263 - ADVERTISING	\$0	\$3,000	\$3,000	\$3,000	\$0	\$0	\$0	0.00
5265 - PROFESSIONAL & SPECIAL	\$66,391	\$315,000	\$550,068	\$550,068	\$9,937	\$243,905	\$253,842	46.14
5311 - GENERAL OPERATING EXPENSE	\$1,742	\$3,000	\$3,000	\$3,000	\$1,107	\$0	\$1,107	36.93
5331 - TRAVEL EXPENSE	\$4,374	\$10,000	\$10,000	\$10,000	\$395	\$0	\$395	3.95
SERVICES & SUPPLIES	\$72,508	\$331,000	\$566,068	\$566,068	\$11,441	\$243,905	\$255,346	45.10
5152 - WORKERS COMPENSATION	\$0	\$1,785	\$1,785	\$1,785	\$1,338	\$0	\$1,338	75.00
5155 - PUBLIC LIABILITY INSURANCE	\$0	\$1,310	\$1,310	\$1,310	\$982	\$0	\$982	75.00
INTERNAL CHARGES	\$0	\$3,095	\$3,095	\$3,095	\$2,321	\$0	\$2,321	75.00
5539 - OTHER AGENCY	\$6,000	\$0	\$0	\$0	\$0	\$0	\$0	0.00
OTHER CHARGES	\$6,000	\$0	\$0	\$0	\$0	\$0	\$0	0.00
TOTAL EXPENSES:	\$254,671	\$414,437	\$649,505	\$649,505	\$22,917	\$243,905	\$266,822	41.08
NET BUDGET UNIT: 010202 CAO ECONOMIC DEVELOPMENT	(\$254,671)	(\$408,732)	(\$643,800)	(\$643,800)	\$12,872	(\$243,905)	(\$231,032)	35.88

COUNTY OF INYO

BUD022BX - BUDGET INFORMATION

BUDGET TO ACTUAL COMPARE - THIRD QUARTER

RUNDATE: 03/31/2018 TODAY'S DATE: 05/02/2018

FOR FISCAL YEARS: 07/01/2017 - 06/30/2018

	YTD ACTUALS 06/30/2017	BOARD APPROVED 06/30/2018	WORKING BUDGET 06/30/2018	THIRD QUARTER 06/30/2018	YTD ACTUALS 06/30/2018	YTD ENC 06/30/2018	YTD ACTUALS + ENC	YTD % w/ ENC 06/30/2018
010300 COUNTY CLERK - GENERAL								
FUND: 0001 GENERAL FUND								
REVENUES:								
	TAXES - PROPERTY	\$0	\$0	\$0	\$0	\$0	\$0	0.00
4082	- REAL PROPERTY TRANSFER	\$88,032	\$61,000	\$61,000	\$61,000	\$61,997	\$61,997	101.63
	TAXES - OTHER	\$88,032	\$61,000	\$61,000	\$61,000	\$61,997	\$61,997	101.63
4176	- LICENSES	\$4,674	\$6,500	\$6,500	\$6,500	\$5,584	\$5,584	85.90
	LICENSES & PERMITS	\$4,674	\$6,500	\$6,500	\$6,500	\$5,584	\$5,584	85.90
	AID FROM OTHER GOVT AGENCIES	\$0	\$0	\$0	\$0	\$0	\$0	0.00
4672	- CLERK FEES	\$1,141	\$350	\$350	\$350	\$1,660	\$1,660	474.28
4702	- RECORDING FEES	\$78,986	\$58,000	\$58,000	\$58,000	\$47,551	\$47,551	81.98
4703	- RECORDERS MICROGRAPHIC	\$0	\$0	\$0	\$0	\$264	\$264	0.00
	CHARGES FOR CURRENT SERVICES	\$80,127	\$58,350	\$58,350	\$58,350	\$49,476	\$49,476	84.79
	OTHER REVENUE	\$0	\$0	\$0	\$0	\$0	\$0	0.00
	TOTAL REVENUES:	\$172,833	\$125,850	\$125,850	\$125,850	\$117,058	\$117,058	93.01
EXPENSES:								
5001	- SALARIED EMPLOYEES	\$163,972	\$176,022	\$176,022	\$175,791	\$113,956	\$113,956	64.82
5003	- OVERTIME	\$302	\$1,517	\$1,517	\$1,517	\$0	\$0	0.00
5021	- RETIREMENT & SOCIAL	\$12,045	\$13,627	\$13,627	\$13,627	\$8,301	\$8,301	60.91
5022	- PERS RETIREMENT	\$41,815	\$27,018	\$27,018	\$27,018	\$18,361	\$18,361	67.95
5024	- RETIREMENT-UNFUNDED LIAB	\$0	\$22,614	\$22,614	\$22,614	\$22,614	\$22,614	100.00
5031	- MEDICAL INSURANCE	\$36,270	\$38,423	\$38,423	\$38,423	\$25,460	\$25,460	66.26
5032	- DISABILITY INSURANCE	\$769	\$1,021	\$1,021	\$1,021	\$520	\$520	50.95
5042	- SICK LEAVE BUY OUT	\$1,070	\$601	\$601	\$601	\$0	\$0	0.00
	SALARIES & BENEFITS	\$256,248	\$280,843	\$280,843	\$280,612	\$189,214	\$189,214	67.42
5260	- HEALTH - EMPLOYEE	\$0	\$200	\$50	\$50	\$0	\$0	0.00
5265	- PROFESSIONAL & SPECIAL	\$0	\$0	\$150	\$150	\$107	\$107	71.73
5311	- GENERAL OPERATING EXPENSE	\$757	\$1,000	\$1,000	\$1,000	\$636	\$636	63.60
5331	- TRAVEL EXPENSE	\$917	\$1,500	\$1,500	\$1,500	\$1,391	\$1,391	92.75
5499	- PRIOR YEAR REFUNDS	\$0	\$0	\$0	\$231	\$230	\$230	99.76
	SERVICES & SUPPLIES	\$1,675	\$2,700	\$2,700	\$2,931	\$2,365	\$2,365	80.70
5123	- TECH REFRESH EXPENSE	\$2,855	\$3,694	\$3,694	\$3,694	\$2,770	\$2,770	75.00
5128	- INTERNAL SHREDDING	\$37	\$40	\$40	\$40	\$0	\$0	0.00

COUNTY OF INYO

BUD022BX - BUDGET INFORMATION

BUDGET TO ACTUAL COMPARE - THIRD QUARTER

RUNDATE: 03/31/2018 TODAY'S DATE: 05/02/2018

FOR FISCAL YEARS: 07/01/2017 - 06/30/2018

	YTD ACTUALS 06/30/2017	BOARD APPROVED 06/30/2018	WORKING BUDGET 06/30/2018	THIRD QUARTER 06/30/2018	YTD ACTUALS 06/30/2018	YTD ENC 06/30/2018	YTD ACTUALS + ENC	YTD % w/ ENC 06/30/2018
5129 - INTERNAL COPY CHARGES	\$1,639	\$1,271	\$1,271	\$1,271	\$576	\$0	\$576	45.32
5152 - WORKERS COMPENSATION	\$2,258	\$2,834	\$2,834	\$2,834	\$2,125	\$0	\$2,125	75.00
5155 - PUBLIC LIABILITY INSURANCE	\$1,761	\$2,079	\$2,079	\$2,079	\$1,559	\$0	\$1,559	75.00
5333 - MOTOR POOL	\$0	\$400	\$400	\$400	\$368	\$0	\$368	92.20
INTERNAL CHARGES	\$8,550	\$10,318	\$10,318	\$10,318	\$7,400	\$0	\$7,400	71.72
FIXED ASSETS	\$0	\$0	\$0	\$0	\$0	\$0	\$0	0.00
TOTAL EXPENSES:	\$266,474	\$293,861	\$293,861	\$293,861	\$198,979	\$0	\$198,979	67.71
NET BUDGET UNIT: 010300 COUNTY CLERK - GENERAL	(\$93,641)	(\$168,011)	(\$168,011)	(\$168,011)	(\$81,921)	\$0	(\$81,921)	48.75

COUNTY OF INYO

BUD022BX - BUDGET INFORMATION

BUDGET TO ACTUAL COMPARE - THIRD QUARTER

RUNDATE: 03/31/2018 TODAY'S DATE: 05/02/2018

FOR FISCAL YEARS: 07/01/2017 - 06/30/2018

	YTD ACTUALS 06/30/2017	BOARD APPROVED 06/30/2018	WORKING BUDGET 06/30/2018	THIRD QUARTER 06/30/2018	YTD ACTUALS 06/30/2018	YTD ENC 06/30/2018	YTD ACTUALS + ENC	YTD % w/ ENC 06/30/2018
010400 AUDITOR CONTROLLER - GENERAL								
FUND: 0001 GENERAL FUND								
REVENUES:								
4041 - PENALTIES ON DELINQUENT	\$25,052	\$150,000	\$150,000	\$150,000	\$7,952	\$0	\$7,952	5.30
4042 - COSTS OF DELINQUENT	\$5,500	\$13,000	\$13,000	\$13,000	\$1,110	\$0	\$1,110	8.53
TAXES - PROPERTY	\$30,552	\$163,000	\$163,000	\$163,000	\$9,062	\$0	\$9,062	5.55
TAXES - OTHER	\$0	\$0	\$0	\$0	\$0	\$0	\$0	0.00
4062 - SALES TAX	\$1,400,406	\$1,175,000	\$1,175,000	\$1,175,000	\$1,289,151	\$0	\$1,289,151	109.71
TAXES - SALES	\$1,400,406	\$1,175,000	\$1,175,000	\$1,175,000	\$1,289,151	\$0	\$1,289,151	109.71
RENTS & LEASES	\$0	\$0	\$0	\$0	\$0	\$0	\$0	0.00
REV USE OF MONEY & PROPERTY	\$0	\$0	\$0	\$0	\$0	\$0	\$0	0.00
AID FROM OTHER GOVT AGENCIES	\$0	\$0	\$0	\$0	\$0	\$0	\$0	0.00
4601 - TAX REDEMPTION FEES	\$2,450	\$2,200	\$2,200	\$2,200	\$3,000	\$0	\$3,000	136.36
4602 - ASSESSMENT & COLLECTION	\$15,496	\$14,444	\$14,444	\$14,444	\$13,996	\$0	\$13,996	96.90
4603 - SB813 COLLECTION FEES	\$11,803	\$10,000	\$10,000	\$10,000	\$0	\$0	\$0	0.00
4612 - SPEC DIST & GRANT	\$27,000	\$55,123	\$55,123	\$55,123	\$20,587	\$0	\$20,587	37.34
4820 - COUNTY COST PLAN	\$1,814,694	\$2,033,451	\$2,033,451	\$2,033,451	\$1,689,363	\$0	\$1,689,363	83.07
4827 - TRIAL COURT CHARGES	\$10,800	\$10,800	\$10,800	\$10,800	\$10,800	\$0	\$10,800	100.00
CHARGES FOR CURRENT SERVICES	\$1,882,244	\$2,126,018	\$2,126,018	\$2,126,018	\$1,737,747	\$0	\$1,737,747	81.73
OTHER REVENUE	\$0	\$0	\$0	\$0	\$0	\$0	\$0	0.00
TOTAL REVENUES:	\$3,313,202	\$3,464,018	\$3,464,018	\$3,464,018	\$3,035,961	\$0	\$3,035,961	87.64
EXPENSES:								
5001 - SALARIED EMPLOYEES	\$424,949	\$494,060	\$494,060	\$494,060	\$322,995	\$0	\$322,995	65.37
5003 - OVERTIME	\$2,299	\$1,542	\$3,000	\$3,000	\$2,286	\$0	\$2,286	76.22
5005 - HOLIDAY OVERTIME	\$0	\$113	\$113	\$113	\$0	\$0	\$0	0.00
5012 - PART TIME EMPLOYEES	\$22,042	\$10,000	\$8,542	\$8,542	\$3,217	\$0	\$3,217	37.67
5021 - RETIREMENT & SOCIAL	\$34,758	\$38,999	\$38,999	\$38,999	\$25,925	\$0	\$25,925	66.47
5022 - PERS RETIREMENT	\$100,183	\$67,391	\$67,391	\$67,391	\$46,463	\$0	\$46,463	68.94
5024 - RETIREMENT-UNFUNDED LIAB	\$0	\$64,088	\$64,088	\$64,088	\$64,088	\$0	\$64,088	100.00
5031 - MEDICAL INSURANCE	\$68,785	\$85,696	\$85,696	\$74,946	\$42,165	\$0	\$42,165	56.26
5032 - DISABILITY INSURANCE	\$2,955	\$3,841	\$3,841	\$3,841	\$2,193	\$0	\$2,193	57.10
5034 - EDUCATION REIMBURSEMENT	\$350	\$1,200	\$1,200	\$1,200	\$0	\$0	\$0	0.00
5042 - SICK LEAVE BUY OUT	\$4,976	\$2,078	\$2,078	\$2,078	\$1,197	\$0	\$1,197	57.63

COUNTY OF INYO

BUD022BX - BUDGET INFORMATION

BUDGET TO ACTUAL COMPARE - THIRD QUARTER

RUNDATE: 03/31/2018 TODAY'S DATE: 05/02/2018

FOR FISCAL YEARS: 07/01/2017 - 06/30/2018

	YTD ACTUALS 06/30/2017	BOARD APPROVED 06/30/2018	WORKING BUDGET 06/30/2018	THIRD QUARTER 06/30/2018	YTD ACTUALS 06/30/2018	YTD ENC 06/30/2018	YTD ACTUALS + ENC	YTD % w/ ENC 06/30/2018
5043 - OTHER BENEFITS	\$13,970	\$12,000	\$12,000	\$22,750	\$14,545	\$0	\$14,545	63.93
SALARIES & BENEFITS	\$675,271	\$781,008	\$781,008	\$781,008	\$525,079	\$0	\$525,079	67.23
5232 - OFFICE & OTHER EQUIP < \$5,000	\$4,842	\$1,000	\$6,000	\$6,000	\$4,374	\$0	\$4,374	72.90
5265 - PROFESSIONAL & SPECIAL	\$105,715	\$110,400	\$257,249	\$257,249	\$18,649	\$245,248	\$263,897	102.58
5311 - GENERAL OPERATING EXPENSE	\$16,445	\$14,930	\$14,930	\$14,930	\$10,617	\$0	\$10,617	71.11
5331 - TRAVEL EXPENSE	\$4,580	\$5,450	\$5,450	\$5,450	\$425	\$0	\$425	7.79
SERVICES & SUPPLIES	\$131,583	\$131,780	\$283,629	\$283,629	\$34,066	\$245,248	\$279,314	98.47
5123 - TECH REFRESH EXPENSE	\$5,785	\$6,178	\$6,178	\$6,178	\$4,633	\$0	\$4,633	75.00
5128 - INTERNAL SHREDDING	\$287	\$300	\$300	\$300	\$0	\$0	\$0	0.00
5129 - INTERNAL COPY CHARGES	\$3,070	\$2,885	\$2,885	\$2,885	\$1,659	\$0	\$1,659	57.52
5152 - WORKERS COMPENSATION	\$6,955	\$7,892	\$7,892	\$7,892	\$5,919	\$0	\$5,919	75.00
5155 - PUBLIC LIABILITY INSURANCE	\$5,119	\$5,610	\$5,610	\$5,610	\$4,207	\$0	\$4,207	75.00
5333 - MOTOR POOL	\$737	\$600	\$600	\$600	\$0	\$0	\$0	0.00
INTERNAL CHARGES	\$21,954	\$23,465	\$23,465	\$23,465	\$16,419	\$0	\$16,419	69.97
FIXED ASSETS	\$0	\$0	\$0	\$0	\$0	\$0	\$0	0.00
OTHER FINANCING USES	\$0	\$0	\$0	\$0	\$0	\$0	\$0	0.00
TOTAL EXPENSES:	\$828,809	\$936,253	\$1,088,102	\$1,088,102	\$575,565	\$245,248	\$820,813	75.43
NET BUDGET UNIT: 010400 AUDITOR CONTROLLER - GENERAL	\$2,484,393	\$2,527,765	\$2,375,916	\$2,375,916	\$2,460,396	(\$245,248)	\$2,215,148	93.23

COUNTY OF INYO

BUD022BX - BUDGET INFORMATION

BUDGET TO ACTUAL COMPARE - THIRD QUARTER

RUNDATE: 03/31/2018 TODAY'S DATE: 05/02/2018

FOR FISCAL YEARS: 07/01/2017 - 06/30/2018

	YTD ACTUALS 06/30/2017	BOARD APPROVED 06/30/2018	WORKING BUDGET 06/30/2018	THIRD QUARTER 06/30/2018	YTD ACTUALS 06/30/2018	YTD ENC 06/30/2018	YTD ACTUALS + ENC	YTD % w/ ENC 06/30/2018
010500 TTC GENERAL								
FUND: 0001 GENERAL FUND								
REVENUES:								
TAXES - PROPERTY	\$0	\$0	\$0	\$0	\$0	\$0	\$0	0.00
TAXES - OTHER	\$0	\$0	\$0	\$0	\$0	\$0	\$0	0.00
LICENSES & PERMITS	\$0	\$0	\$0	\$0	\$0	\$0	\$0	0.00
REV USE OF MONEY & PROPERTY	\$0	\$0	\$0	\$0	\$0	\$0	\$0	0.00
AID FROM OTHER GOVT AGENCIES	\$0	\$0	\$0	\$0	\$0	\$0	\$0	0.00
4605 - DELINQUENT TAX SALE FEE	\$258,953	\$0	\$0	\$0	\$3,889	\$0	\$3,889	0.00
4812 - NSF CHARGES	\$120	\$40	\$40	\$40	\$30	\$0	\$30	75.00
4825 - OTHER CURRENT CHARGES	\$274,226	\$293,561	\$293,561	\$293,561	\$220,170	\$0	\$220,170	75.00
CHARGES FOR CURRENT SERVICES	\$533,299	\$293,601	\$293,601	\$293,601	\$224,089	\$0	\$224,089	76.32
4958 - UNCLAIMED FUNDS	\$0	\$2,000	\$2,000	\$2,000	\$0	\$0	\$0	0.00
4959 - MISCELLANEOUS REVENUE	\$6,667	\$4,751	\$4,751	\$4,751	\$5,927	\$0	\$5,927	124.75
OTHER REVENUE	\$6,667	\$6,751	\$6,751	\$6,751	\$5,927	\$0	\$5,927	87.79
TOTAL REVENUES:	\$539,966	\$300,352	\$300,352	\$300,352	\$230,016	\$0	\$230,016	76.58
EXPENSES:								
5001 - SALARIED EMPLOYEES	\$255,577	\$293,412	\$292,323	\$292,323	\$195,293	\$0	\$195,293	66.80
5003 - OVERTIME	\$2,565	\$5,111	\$5,111	\$5,111	\$457	\$0	\$457	8.94
5021 - RETIREMENT & SOCIAL	\$20,575	\$23,472	\$23,472	\$23,472	\$15,331	\$0	\$15,331	65.31
5022 - PERS RETIREMENT	\$67,940	\$48,800	\$48,800	\$48,800	\$30,828	\$0	\$30,828	63.17
5024 - RETIREMENT-UNFUNDED LIAB	\$0	\$45,777	\$45,777	\$45,777	\$45,777	\$0	\$45,777	100.00
5031 - MEDICAL INSURANCE	\$22,552	\$37,869	\$37,869	\$37,869	\$17,629	\$0	\$17,629	46.55
5032 - DISABILITY INSURANCE	\$1,394	\$1,963	\$1,963	\$1,963	\$1,130	\$0	\$1,130	57.59
5042 - SICK LEAVE BUY OUT	\$1,085	\$1,107	\$1,107	\$1,107	\$1,107	\$0	\$1,107	100.01
5043 - OTHER BENEFITS	\$13,163	\$7,200	\$8,289	\$8,289	\$6,294	\$0	\$6,294	75.93
SALARIES & BENEFITS	\$384,853	\$464,711	\$464,711	\$464,711	\$313,848	\$0	\$313,848	67.53
5122 - CELL PHONES	\$385	\$420	\$420	\$420	\$229	\$0	\$229	54.59
5232 - OFFICE & OTHER EQUIP <\$5,000	\$5,896	\$2,650	\$2,650	\$2,650	\$0	\$0	\$0	0.00
5263 - ADVERTISING	\$3,839	\$3,902	\$3,902	\$3,902	\$735	\$0	\$735	18.83
5265 - PROFESSIONAL & SPECIAL	\$20,123	\$11,958	\$11,958	\$11,958	\$729	\$0	\$729	6.09
5311 - GENERAL OPERATING EXPENSE	\$13,436	\$9,010	\$9,010	\$9,010	\$6,015	\$0	\$6,015	66.76
5331 - TRAVEL EXPENSE	\$4,001	\$8,912	\$8,912	\$8,912	\$4,030	\$0	\$4,030	45.22

COUNTY OF INYO

BUD022BX - BUDGET INFORMATION

BUDGET TO ACTUAL COMPARE - THIRD QUARTER

RUNDATE: 03/31/2018 TODAY'S DATE: 05/02/2018

FOR FISCAL YEARS: 07/01/2017 - 06/30/2018

	YTD ACTUALS 06/30/2017	BOARD APPROVED 06/30/2018	WORKING BUDGET 06/30/2018	THIRD QUARTER 06/30/2018	YTD ACTUALS 06/30/2018	YTD ENC 06/30/2018	YTD ACTUALS + ENC	YTD % w/ ENC 06/30/2018
5332 - MILEAGE REIMBURSEMENT	\$0	\$600	\$600	\$600	\$0	\$0	\$0	0.00
5351 - UTILITIES	\$690	\$800	\$800	\$800	\$578	\$0	\$578	72.33
SERVICES & SUPPLIES	\$48,373	\$38,252	\$38,252	\$38,252	\$12,318	\$0	\$12,318	32.20
5123 - TECH REFRESH EXPENSE	\$2,830	\$3,632	\$3,632	\$3,632	\$2,724	\$0	\$2,724	75.00
5128 - INTERNAL SHREDDING	\$73	\$75	\$75	\$75	\$0	\$0	\$0	0.00
5129 - INTERNAL COPY CHARGES	\$228	\$203	\$203	\$203	\$155	\$0	\$155	76.59
5152 - WORKERS COMPENSATION	\$3,553	\$4,421	\$4,421	\$4,421	\$3,315	\$0	\$3,315	75.00
5155 - PUBLIC LIABILITY INSURANCE	\$2,773	\$3,243	\$3,243	\$3,243	\$2,432	\$0	\$2,432	75.00
5333 - MOTOR POOL	\$2,531	\$2,295	\$2,295	\$2,295	\$1,326	\$0	\$1,326	57.78
INTERNAL CHARGES	\$11,989	\$13,869	\$13,869	\$13,869	\$9,953	\$0	\$9,953	71.76
FIXED ASSETS	\$0	\$0	\$0	\$0	\$0	\$0	\$0	0.00
TOTAL EXPENSES:	\$445,216	\$516,832	\$516,832	\$516,832	\$336,120	\$0	\$336,120	65.03
NET BUDGET UNIT: 010500 TTC GENERAL	\$94,750	(\$216,480)	(\$216,480)	(\$216,480)	(\$106,104)	\$0	(\$106,104)	49.01

COUNTY OF INYO

BUD022BX - BUDGET INFORMATION

BUDGET TO ACTUAL COMPARE - THIRD QUARTER

RUNDATE: 03/31/2018 TODAY'S DATE: 05/02/2018

FOR FISCAL YEARS: 07/01/2017 - 06/30/2018

	YTD ACTUALS 06/30/2017	BOARD APPROVED 06/30/2018	WORKING BUDGET 06/30/2018	THIRD QUARTER 06/30/2018	YTD ACTUALS 06/30/2018	YTD ENC 06/30/2018	YTD ACTUALS + ENC	YTD % w/ ENC 06/30/2018
010600 ASSESSOR								
FUND: 0001 GENERAL FUND								
REVENUES:								
TAXES - PROPERTY	\$0	\$0	\$0	\$0	\$0	\$0	\$0	0.00
CHARGES FOR CURRENT SERVICES	\$0	\$0	\$0	\$0	\$0	\$0	\$0	0.00
4998 - OPERATING TRANSFERS IN	\$3,900	\$68,900	\$68,900	\$68,900	\$0	\$0	\$0	0.00
OTHER FINANCING SOURCES	\$3,900	\$68,900	\$68,900	\$68,900	\$0	\$0	\$0	0.00
4922 - SALES OF COPIES	\$741	\$200	\$200	\$4	\$4	\$0	\$4	100.00
4924 - SALES OF MAILING LISTS	\$40	\$50	\$76	\$76	\$76	\$0	\$76	100.09
4959 - MISCELLANEOUS REVENUE	\$9,070	\$4,000	\$6,000	\$7,838	\$7,838	\$0	\$7,838	100.00
OTHER REVENUE	\$9,852	\$4,250	\$6,276	\$7,918	\$7,918	\$0	\$7,918	100.00
TOTAL REVENUES:	\$13,752	\$73,150	\$75,176	\$76,818	\$7,918	\$0	\$7,918	10.30
EXPENSES:								
5001 - SALARIED EMPLOYEES	\$440,274	\$514,592	\$514,592	\$514,592	\$312,422	\$0	\$312,422	60.71
5003 - OVERTIME	\$5,433	\$10,000	\$10,000	\$10,000	\$6,024	\$0	\$6,024	60.24
5005 - HOLIDAY OVERTIME	\$93	\$0	\$0	\$0	\$0	\$0	\$0	0.00
5012 - PART TIME EMPLOYEES	\$20,867	\$28,859	\$28,859	\$28,859	\$17,184	\$0	\$17,184	59.54
5021 - RETIREMENT & SOCIAL	\$36,795	\$42,815	\$42,815	\$42,815	\$26,905	\$0	\$26,905	62.84
5022 - PERS RETIREMENT	\$99,691	\$62,086	\$62,086	\$62,086	\$38,309	\$0	\$38,309	61.70
5024 - RETIREMENT-UNFUNDED LIAB	\$0	\$64,088	\$64,088	\$64,088	\$64,088	\$0	\$64,088	100.00
5031 - MEDICAL INSURANCE	\$48,101	\$83,734	\$75,734	\$67,961	\$33,178	\$0	\$33,178	48.82
5032 - DISABILITY INSURANCE	\$3,145	\$4,364	\$4,364	\$4,364	\$2,380	\$0	\$2,380	54.53
5042 - SICK LEAVE BUY OUT	\$3,545	\$2,227	\$2,227	\$0	\$0	\$0	\$0	0.00
5043 - OTHER BENEFITS	\$17,149	\$13,994	\$21,994	\$31,994	\$17,882	\$0	\$17,882	55.89
SALARIES & BENEFITS	\$675,097	\$826,759	\$826,759	\$826,759	\$518,375	\$0	\$518,375	62.69
5232 - OFFICE & OTHER EQUIP < \$5,000	\$7,740	\$3,000	\$1,000	\$2,642	\$947	\$0	\$947	35.86
5265 - PROFESSIONAL & SPECIAL	\$0	\$0	\$0	\$300	\$118	\$0	\$118	39.36
5311 - GENERAL OPERATING EXPENSE	\$10,609	\$8,500	\$11,300	\$13,000	\$9,370	\$0	\$9,370	72.08
5331 - TRAVEL EXPENSE	\$3,390	\$6,500	\$6,500	\$4,500	\$1,893	\$0	\$1,893	42.08
SERVICES & SUPPLIES	\$21,739	\$18,000	\$18,800	\$20,442	\$12,330	\$0	\$12,330	60.31
5123 - TECH REFRESH EXPENSE	\$5,660	\$9,934	\$9,934	\$9,934	\$7,450	\$0	\$7,450	75.00
5128 - INTERNAL SHREDDING	\$345	\$360	\$360	\$360	\$0	\$0	\$0	0.00
5129 - INTERNAL COPY CHARGES	\$589	\$493	\$493	\$493	\$310	\$0	\$310	62.98
5152 - WORKERS COMPENSATION	\$6,675	\$8,016	\$8,016	\$8,016	\$6,012	\$0	\$6,012	75.00
5155 - PUBLIC LIABILITY INSURANCE	\$5,211	\$5,809	\$5,809	\$5,809	\$4,356	\$0	\$4,356	75.00

COUNTY OF INYO

BUD022BX - BUDGET INFORMATION

BUDGET TO ACTUAL COMPARE - THIRD QUARTER

RUNDATE: 03/31/2018 TODAY'S DATE: 05/02/2018

FOR FISCAL YEARS: 07/01/2017 - 06/30/2018

	YTD ACTUALS 06/30/2017	BOARD APPROVED 06/30/2018	WORKING BUDGET 06/30/2018	THIRD QUARTER 06/30/2018	YTD ACTUALS 06/30/2018	YTD ENC 06/30/2018	YTD ACTUALS + ENC	YTD % w/ ENC 06/30/2018
5333 - MOTOR POOL	\$4,510	\$6,803	\$6,803	\$6,803	\$3,277	\$0	\$3,277	48.17
INTERNAL CHARGES	\$22,991	\$31,415	\$31,415	\$31,415	\$21,407	\$0	\$21,407	68.14
FIXED ASSETS	\$0	\$0	\$0	\$0	\$0	\$0	\$0	0.00
5901 - CONTINGENCIES	\$0	\$65,000	\$65,000	\$65,000	\$0	\$0	\$0	0.00
RESERVES	\$0	\$65,000	\$65,000	\$65,000	\$0	\$0	\$0	0.00
TOTAL EXPENSES:	\$719,827	\$941,174	\$941,974	\$943,616	\$552,113	\$0	\$552,113	58.51
NET BUDGET UNIT: 010600 ASSESSOR	(\$706,075)	(\$868,024)	(\$866,798)	(\$866,798)	(\$544,195)	\$0	(\$544,195)	62.78

COUNTY OF INYO

BUD022BX - BUDGET INFORMATION

BUDGET TO ACTUAL COMPARE - THIRD QUARTER

RUNDATE: 03/31/2018 TODAY'S DATE: 05/02/2018

FOR FISCAL YEARS: 07/01/2017 - 06/30/2018

	YTD ACTUALS 06/30/2017	BOARD APPROVED 06/30/2018	WORKING BUDGET 06/30/2018	THIRD QUARTER 06/30/2018	YTD ACTUALS 06/30/2018	YTD ENC 06/30/2018	YTD ACTUALS + ENC	YTD % w/ ENC 06/30/2018
010700 COUNTY COUNSEL								
FUND: 0001 GENERAL FUND								
REVENUES:								
TAXES - PROPERTY	\$0	\$0	\$0	\$0	\$0	\$0	\$0	0.00
4631 - COUNTY COUNSEL FEES	\$1,856	\$2,352	\$2,352	\$2,352	\$2,597	\$0	\$2,597	110.41
4819 - SERVICES & FEES	\$26,611	\$26,470	\$26,470	\$29,792	\$20,877	\$0	\$20,877	70.07
4821 - INTRA COUNTY CHARGES	\$84,205	\$87,000	\$87,000	\$87,000	\$57,844	\$0	\$57,844	66.48
4824 - INTER GOVERNMENT CHARGES	\$643	\$800	\$800	\$800	\$245	\$0	\$245	30.62
CHARGES FOR CURRENT SERVICES	\$113,318	\$116,622	\$116,622	\$119,944	\$81,563	\$0	\$81,563	68.00
4901 - PRIOR YEARS REVENUE	\$0	\$0	\$0	\$0	\$196	\$0	\$196	0.00
4999 - PRIOR YEARS	\$0	\$0	\$0	\$0	\$173	\$0	\$173	0.00
OTHER REVENUE	\$0	\$0	\$0	\$0	\$369	\$0	\$369	0.00
TOTAL REVENUES:	\$113,318	\$116,622	\$116,622	\$119,944	\$81,933	\$0	\$81,933	68.30
EXPENSES:								
5001 - SALARIED EMPLOYEES	\$423,856	\$454,893	\$454,893	\$454,893	\$319,774	\$0	\$319,774	70.29
5021 - RETIREMENT & SOCIAL	\$29,119	\$31,468	\$31,468	\$31,468	\$20,883	\$0	\$20,883	66.36
5022 - PERS RETIREMENT	\$111,701	\$75,980	\$75,980	\$75,980	\$53,319	\$0	\$53,319	70.17
5024 - RETIREMENT-UNFUNDED LIAB	\$0	\$36,622	\$36,622	\$36,622	\$36,622	\$0	\$36,622	100.00
5031 - MEDICAL INSURANCE	\$38,305	\$42,303	\$42,303	\$42,303	\$31,676	\$0	\$31,676	74.87
5032 - DISABILITY INSURANCE	\$3,225	\$3,675	\$3,675	\$3,675	\$2,224	\$0	\$2,224	60.51
5042 - SICK LEAVE BUY OUT	\$3,694	\$0	\$0	\$0	\$0	\$0	\$0	0.00
5043 - OTHER BENEFITS	\$8,658	\$7,200	\$7,200	\$7,200	\$5,206	\$0	\$5,206	72.30
SALARIES & BENEFITS	\$618,561	\$652,141	\$652,141	\$652,141	\$469,706	\$0	\$469,706	72.02
5171 - MAINTENANCE OF EQUIPMENT	\$0	\$200	\$200	\$0	\$0	\$0	\$0	0.00
5232 - OFFICE & OTHER EQUIP < \$5,000	\$789	\$1,100	\$1,100	\$1,100	\$740	\$0	\$740	67.31
5265 - PROFESSIONAL & SPECIAL	\$3,061	\$30,000	\$30,000	\$30,000	\$3,472	\$21,528	\$25,000	83.33
5281 - RENTS & LEASES-EQUIPMENT	\$11,544	\$15,497	\$16,035	\$16,035	\$7,867	\$4,530	\$12,397	77.31
5311 - GENERAL OPERATING EXPENSE	\$15,220	\$15,313	\$15,313	\$15,313	\$9,746	\$0	\$9,746	63.65
5331 - TRAVEL EXPENSE	\$11,790	\$14,513	\$14,513	\$14,513	\$6,883	\$0	\$6,883	47.42
5351 - UTILITIES	\$1,868	\$1,000	\$1,000	\$1,200	\$861	\$0	\$861	71.81
SERVICES & SUPPLIES	\$44,275	\$77,623	\$78,161	\$78,161	\$29,572	\$26,058	\$55,630	71.17
5121 - INTERNAL CHARGES	\$0	\$100	\$100	\$100	\$0	\$0	\$0	0.00
5123 - TECH REFRESH EXPENSE	\$2,955	\$3,944	\$3,944	\$3,944	\$2,958	\$0	\$2,958	75.00
5128 - INTERNAL SHREDDING	\$531	\$550	\$550	\$550	\$0	\$0	\$0	0.00
5129 - INTERNAL COPY CHARGES	\$1,955	\$1,485	\$1,485	\$1,485	\$833	\$0	\$833	56.13
5152 - WORKERS COMPENSATION	\$5,446	\$7,137	\$7,137	\$7,137	\$5,352	\$0	\$5,352	75.00

COUNTY OF INYO

BUD022BX - BUDGET INFORMATION

BUDGET TO ACTUAL COMPARE - THIRD QUARTER

RUNDATE: 03/31/2018 TODAY'S DATE: 05/02/2018

FOR FISCAL YEARS: 07/01/2017 - 06/30/2018

	YTD ACTUALS 06/30/2017	BOARD APPROVED 06/30/2018	WORKING BUDGET 06/30/2018	THIRD QUARTER 06/30/2018	YTD ACTUALS 06/30/2018	YTD ENC 06/30/2018	YTD ACTUALS + ENC	YTD % w/ ENC 06/30/2018
5155 = PUBLIC LIABILITY INSURANCE	\$5,190	\$15,600	\$15,600	\$15,600	\$11,700	\$0	\$11,700	75.00
5333 = MOTOR POOL	\$16,572	\$15,000	\$15,000	\$15,000	\$8,192	\$0	\$8,192	54.61
INTERNAL CHARGES	\$32,650	\$43,816	\$43,816	\$43,816	\$29,036	\$0	\$29,036	66.26
FIXED ASSETS	\$0	\$0	\$0	\$0	\$0	\$0	\$0	0.00
TOTAL EXPENSES:	\$695,488	\$773,580	\$774,118	\$774,118	\$528,315	\$26,058	\$554,373	71.61
NET BUDGET UNIT: 010700 COUNTY COUNSEL	(\$582,170)	(\$656,958)	(\$657,496)	(\$654,174)	(\$446,381)	(\$26,058)	(\$472,439)	72.21

COUNTY OF INYO

BUD022BX - BUDGET INFORMATION

BUDGET TO ACTUAL COMPARE - THIRD QUARTER

RUNDATE: 03/31/2018 TODAY'S DATE: 05/02/2018

FOR FISCAL YEARS: 07/01/2017 - 06/30/2018

	YTD ACTUALS 06/30/2017	BOARD APPROVED 06/30/2018	WORKING BUDGET 06/30/2018	THIRD QUARTER 06/30/2018	YTD ACTUALS 06/30/2018	YTD ENC 06/30/2018	YTD ACTUALS + ENC	YTD % w/ ENC 06/30/2018
010800 PERSONNEL								
FUND: 0001 GENERAL FUND								
REVENUES:								
	FINES & FORFEITURES	\$0	\$0	\$0	\$0	\$0	\$0	0.00
4827	- TRIAL COURT CHARGES	\$18,000	\$18,000	\$18,000	\$18,000	\$18,000	\$0	100.00
	CHARGES FOR CURRENT SERVICES	\$18,000	\$18,000	\$18,000	\$18,000	\$18,000	\$0	100.00
4998	- OPERATING TRANSFERS IN	\$5,500	\$7,203	\$7,203	\$7,203	\$7,203	\$0	100.00
	OTHER FINANCING SOURCES	\$5,500	\$7,203	\$7,203	\$7,203	\$7,203	\$0	100.00
4959	- MISCELLANEOUS REVENUE	\$1,892	\$0	\$0	\$0	\$0	\$0	0.00
4961	- REIMBURSED EXPENSES	\$141	\$0	\$0	\$0	\$0	\$0	0.00
	OTHER REVENUE	\$2,033	\$0	\$0	\$0	\$0	\$0	0.00
	TOTAL REVENUES:	\$25,533	\$25,203	\$25,203	\$25,203	\$25,203	\$0	100.00
EXPENSES:								
5001	- SALARIED EMPLOYEES	\$212,493	\$244,280	\$244,280	\$244,280	\$157,680	\$157,680	64.54
5003	- OVERTIME	\$58,329	\$1,599	\$1,599	\$1,599	\$0	\$0	0.00
5021	- RETIREMENT & SOCIAL	\$17,227	\$19,636	\$19,636	\$19,636	\$12,449	\$12,449	63.39
5022	- PERS RETIREMENT	\$56,718	\$38,864	\$38,864	\$38,864	\$26,423	\$26,423	67.98
5024	- RETIREMENT-UNFUNDED LIAB	\$0	\$32,044	\$32,044	\$32,044	\$32,044	\$32,044	100.00
5031	- MEDICAL INSURANCE	\$15,112	\$26,651	\$26,651	\$26,651	\$11,706	\$11,706	43.92
5032	- DISABILITY INSURANCE	\$1,899	\$2,459	\$2,459	\$2,459	\$1,430	\$1,430	58.15
5034	- EDUCATION REIMBURSEMENT	\$0	\$10,000	\$10,000	\$10,000	\$0	\$0	0.00
5042	- SICK LEAVE BUY OUT	\$4,110	\$0	\$0	\$0	\$0	\$0	0.00
5043	- OTHER BENEFITS	\$10,841	\$10,800	\$10,800	\$10,800	\$7,809	\$7,809	72.30
	SALARIES & BENEFITS	\$376,732	\$386,333	\$386,333	\$386,333	\$249,543	\$249,543	64.59
5232	- OFFICE & OTHER EQUIP <\$5,000	\$9,802	\$10,000	\$10,000	\$10,000	\$365	\$1,548	19.13
5263	- ADVERTISING	\$17,266	\$15,000	\$15,000	\$17,500	\$10,144	\$0	57.96
5265	- PROFESSIONAL & SPECIAL	\$178,540	\$375,500	\$375,500	\$374,450	\$125,293	\$151,842	74.01
5291	- OFFICE, SPACE & SITE RENTAL	\$0	\$500	\$500	\$500	\$475	\$0	95.00
5311	- GENERAL OPERATING EXPENSE	\$6,399	\$28,400	\$28,400	\$28,400	\$4,596	\$0	16.18
5331	- TRAVEL EXPENSE	\$2,994	\$7,500	\$7,500	\$5,000	\$916	\$0	18.32
5351	- UTILITIES	\$1,178	\$1,200	\$1,200	\$1,200	\$902	\$0	75.16
	SERVICES & SUPPLIES	\$216,180	\$438,100	\$438,100	\$437,050	\$142,692	\$153,390	67.74
5123	- TECH REFRESH EXPENSE	\$0	\$1,336	\$1,336	\$1,336	\$1,002	\$0	75.00
5124	- EXTERNAL CHARGES	\$6,151	\$7,200	\$7,200	\$8,250	\$3,652	\$0	44.27
5128	- INTERNAL SHREDDING	\$367	\$380	\$380	\$380	\$0	\$0	0.00

COUNTY OF INYO

BUD022BX - BUDGET INFORMATION

BUDGET TO ACTUAL COMPARE - THIRD QUARTER

RUNDATE: 03/31/2018 TODAY'S DATE: 05/02/2018

FOR FISCAL YEARS: 07/01/2017 - 06/30/2018

	YTD ACTUALS 06/30/2017	BOARD APPROVED 06/30/2018	WORKING BUDGET 06/30/2018	THIRD QUARTER 06/30/2018	YTD ACTUALS 06/30/2018	YTD ENC 06/30/2018	YTD ACTUALS + ENC	YTD % w/ ENC 06/30/2018
5129 - INTERNAL COPY CHARGES	\$4,527	\$3,825	\$3,825	\$3,825	\$2,386	\$0	\$2,386	62.39
5152 - WORKERS COMPENSATION	\$3,047	\$3,582	\$3,582	\$3,582	\$2,686	\$0	\$2,686	75.00
5155 - PUBLIC LIABILITY INSURANCE	\$2,379	\$2,627	\$2,627	\$2,627	\$1,970	\$0	\$1,970	75.00
5333 - MOTOR POOL	\$47	\$1,000	\$1,000	\$1,000	\$0	\$0	\$0	0.00
INTERNAL CHARGES	\$16,519	\$19,950	\$19,950	\$21,000	\$11,698	\$0	\$11,698	55.70
FIXED ASSETS	\$0	\$0	\$0	\$0	\$0	\$0	\$0	0.00
5901 - CONTINGENCIES	\$0	\$304,717	\$304,717	\$304,717	\$0	\$0	\$0	0.00
RESERVES	\$0	\$304,717	\$304,717	\$304,717	\$0	\$0	\$0	0.00
TOTAL EXPENSES:	\$609,433	\$1,149,100	\$1,149,100	\$1,149,100	\$403,933	\$153,390	\$557,324	48.50
NET BUDGET UNIT: 010800 PERSONNEL	(\$583,899)	(\$1,123,897)	(\$1,123,897)	(\$1,123,897)	(\$378,730)	(\$153,390)	(\$532,121)	47.34

COUNTY OF INYO

BUD022BX - BUDGET INFORMATION

BUDGET TO ACTUAL COMPARE - THIRD QUARTER

RUNDATE: 03/31/2018 TODAY'S DATE: 05/02/2018

FOR FISCAL YEARS: 07/01/2017 - 06/30/2018

	YTD ACTUALS 06/30/2017	BOARD APPROVED 06/30/2018	WORKING BUDGET 06/30/2018	THIRD QUARTER 06/30/2018	YTD ACTUALS 06/30/2018	YTD ENC 06/30/2018	YTD ACTUALS + ENC	YTD % w/ ENC 06/30/2018
010900 RISK MANAGEMENT								
FUND: 0001 GENERAL FUND								
REVENUES:								
TAXES - OTHER	\$0	\$0	\$0	\$0	\$0	\$0	\$0	0.00
LICENSES & PERMITS	\$0	\$0	\$0	\$0	\$0	\$0	\$0	0.00
REV USE OF MONEY & PROPERTY	\$0	\$0	\$0	\$0	\$0	\$0	\$0	0.00
4822 - INTRA COUNTY INSURANCE	\$221,355	\$229,602	\$229,602	\$229,602	\$172,201	\$0	\$172,201	75.00
CHARGES FOR CURRENT SERVICES	\$221,355	\$229,602	\$229,602	\$229,602	\$172,201	\$0	\$172,201	75.00
4998 - OPERATING TRANSFERS IN	\$0	\$0	\$48,763	\$48,763	\$0	\$0	\$0	0.00
OTHER FINANCING SOURCES	\$0	\$0	\$48,763	\$48,763	\$0	\$0	\$0	0.00
OTHER REVENUE	\$0	\$0	\$0	\$0	\$0	\$0	\$0	0.00
TOTAL REVENUES:	\$221,355	\$229,602	\$278,365	\$278,365	\$172,201	\$0	\$172,201	61.86
EXPENSES:								
5001 - SALARIED EMPLOYEES	\$142,209	\$144,391	\$144,391	\$144,391	\$104,278	\$0	\$104,278	72.21
5012 - PART TIME EMPLOYEES	\$0	\$0	\$44,880	\$44,880	\$7,922	\$0	\$7,922	17.65
5021 - RETIREMENT & SOCIAL	\$11,201	\$11,321	\$14,755	\$14,755	\$8,667	\$0	\$8,667	58.74
5022 - PERS RETIREMENT	\$37,965	\$24,216	\$24,216	\$24,216	\$17,488	\$0	\$17,488	72.21
5024 - RETIREMENT-UNFUNDED LIAB	\$0	\$13,733	\$13,733	\$13,733	\$13,733	\$0	\$13,733	100.00
5031 - MEDICAL INSURANCE	\$14,266	\$14,083	\$14,083	\$14,083	\$10,919	\$0	\$10,919	77.54
5032 - DISABILITY INSURANCE	\$1,273	\$1,444	\$1,893	\$1,893	\$948	\$0	\$948	50.12
5042 - SICK LEAVE BUY OUT	\$2,717	\$0	\$0	\$0	\$0	\$0	\$0	0.00
5043 - OTHER BENEFITS	\$3,614	\$3,600	\$3,600	\$3,600	\$2,603	\$0	\$2,603	72.31
SALARIES & BENEFITS	\$213,248	\$212,788	\$261,551	\$261,551	\$166,561	\$0	\$166,561	63.68
5122 - CELL PHONES	\$361	\$600	\$600	\$600	\$230	\$0	\$230	38.38
5232 - OFFICE & OTHER EQUIP < \$5,000	\$0	\$500	\$500	\$500	\$0	\$0	\$0	0.00
5265 - PROFESSIONAL & SPECIAL	\$79	\$500	\$500	\$500	\$0	\$0	\$0	0.00
5291 - OFFICE, SPACE & SITE RENTAL	\$960	\$1,300	\$960	\$960	\$960	\$0	\$960	100.00
5311 - GENERAL OPERATING EXPENSE	\$1,219	\$2,426	\$2,426	\$2,426	\$1,000	\$0	\$1,000	41.24
5331 - TRAVEL EXPENSE	\$0	\$522	\$522	\$522	\$0	\$0	\$0	0.00
5351 - UTILITIES	\$643	\$900	\$900	\$900	\$500	\$0	\$500	55.66
SERVICES & SUPPLIES	\$3,263	\$6,748	\$6,408	\$6,408	\$2,691	\$0	\$2,691	42.00
5123 - TECH REFRESH EXPENSE	\$0	\$3,944	\$3,944	\$3,944	\$2,958	\$0	\$2,958	75.00
5128 - INTERNAL SHREDDING	\$124	\$130	\$130	\$130	\$0	\$0	\$0	0.00

COUNTY OF INYO

BUD022BX - BUDGET INFORMATION

BUDGET TO ACTUAL COMPARE - THIRD QUARTER

RUNDATE: 03/31/2018 TODAY'S DATE: 05/02/2018

FOR FISCAL YEARS: 07/01/2017 - 06/30/2018

	YTD ACTUALS 06/30/2017	BOARD APPROVED 06/30/2018	WORKING BUDGET 06/30/2018	THIRD QUARTER 06/30/2018	YTD ACTUALS 06/30/2018	YTD ENC 06/30/2018	YTD ACTUALS + ENC	YTD % w/ ENC 06/30/2018
5129 - INTERNAL COPY CHARGES	\$275	\$135	\$475	\$475	\$148	\$0	\$148	31.35
5152 - WORKERS COMPENSATION	\$2,047	\$2,398	\$2,398	\$2,398	\$1,798	\$0	\$1,798	75.00
5155 - PUBLIC LIABILITY INSURANCE	\$1,597	\$1,759	\$1,759	\$1,759	\$1,319	\$0	\$1,319	75.00
5333 - MOTOR POOL	\$798	\$1,700	\$1,700	\$1,700	\$514	\$0	\$514	30.27
INTERNAL CHARGES	\$4,843	\$10,066	\$10,406	\$10,406	\$6,739	\$0	\$6,739	64.76
FIXED ASSETS	\$0	\$0	\$0	\$0	\$0	\$0	\$0	0.00
TOTAL EXPENSES:	\$221,355	\$229,602	\$278,365	\$278,365	\$175,992	\$0	\$175,992	63.22
NET BUDGET UNIT: 010900 RISK MANAGEMENT	(\$0)	\$0	\$0	\$0	(\$3,791)	\$0	(\$3,791)	0.00

COUNTY OF INYO

BUD022BX - BUDGET INFORMATION

BUDGET TO ACTUAL COMPARE - THIRD QUARTER

RUNDATE: 03/31/2018 TODAY'S DATE: 05/02/2018

FOR FISCAL YEARS: 07/01/2017 - 06/30/2018

	YTD ACTUALS 06/30/2017	BOARD APPROVED 06/30/2018	WORKING BUDGET 06/30/2018	THIRD QUARTER 06/30/2018	YTD ACTUALS 06/30/2018	YTD ENC 06/30/2018	YTD ACTUALS + ENC	YTD % w/ ENC 06/30/2018
011000 ELECTIONS								
FUND: 0001 GENERAL FUND								
REVENUES:								
TAXES - PROPERTY	\$0	\$0	\$0	\$0	\$0	\$0	\$0	0.00
AID FROM OTHER GOVT AGENCIES	\$0	\$0	\$0	\$0	\$0	\$0	\$0	0.00
4621 + DISTRICT ELECTIONS	\$6,349	\$15,500	\$15,500	\$15,500	\$16,337	\$0	\$16,337	105.40
4622 + CANDIDATE STATEMENTS	\$4,350	\$1,300	\$1,300	\$1,300	\$8,450	\$0	\$8,450	650.00
4623 + ELECTION FILING FEES	\$0	\$3,500	\$3,500	\$3,500	\$8,673	\$0	\$8,673	247.81
4624 + MISCELLANEOUS ELECTION	\$384	\$0	\$0	\$0	\$429	\$0	\$429	0.00
CHARGES FOR CURRENT SERVICES	\$11,084	\$20,300	\$20,300	\$20,300	\$33,889	\$0	\$33,889	166.94
OTHER FINANCING SOURCES	\$0	\$0	\$0	\$0	\$0	\$0	\$0	0.00
4961 - REIMBURSED EXPENSES	\$1,033	\$0	\$0	\$0	\$865	\$0	\$865	0.00
4999 - PRIOR YEARS	\$1,574	\$0	\$0	\$0	\$0	\$0	\$0	0.00
OTHER REVENUE	\$2,608	\$0	\$0	\$0	\$865	\$0	\$865	0.00
TOTAL REVENUES:	\$13,692	\$20,300	\$20,300	\$20,300	\$34,755	\$0	\$34,755	171.20
EXPENSES:								
5001 + SALARIED EMPLOYEES	\$85,575	\$91,881	\$90,361	\$90,361	\$61,951	\$0	\$61,951	68.56
5003 + OVERTIME	\$734	\$850	\$850	\$850	\$0	\$0	\$0	0.00
5012 + PART TIME EMPLOYEES	\$148	\$0	\$1,520	\$1,520	\$1,520	\$0	\$1,520	100.00
5021 + RETIREMENT & SOCIAL	\$6,249	\$7,172	\$7,172	\$7,172	\$4,547	\$0	\$4,547	63.40
5022 + PERS RETIREMENT	\$22,167	\$14,533	\$14,533	\$14,533	\$10,108	\$0	\$10,108	69.55
5024 + RETIREMENT-UNFUNDED LIAB	\$0	\$13,733	\$13,733	\$13,733	\$13,733	\$0	\$13,733	100.00
5031 + MEDICAL INSURANCE	\$24,244	\$25,650	\$25,650	\$25,650	\$17,779	\$0	\$17,779	69.31
5032 + DISABILITY INSURANCE	\$517	\$684	\$684	\$684	\$374	\$0	\$374	54.73
5042 + SICK LEAVE BUY OUT	\$371	\$200	\$200	\$200	\$0	\$0	\$0	0.00
5043 + OTHER BENEFITS	\$593	\$0	\$0	\$0	\$0	\$0	\$0	0.00
SALARIES & BENEFITS	\$140,602	\$154,703	\$154,703	\$154,703	\$110,014	\$0	\$110,014	71.11
5171 - MAINTENANCE OF EQUIPMENT	\$1,378	\$5,000	\$1,000	\$600	\$0	\$0	\$0	0.00
5232 - OFFICE & OTHER EQUIP < \$5,000	\$2,421	\$0	\$0	\$0	\$0	\$0	\$0	0.00
5263 - ADVERTISING	\$262	\$1,200	\$1,200	\$1,200	\$403	\$0	\$403	33.60
5311 - GENERAL OPERATING EXPENSE	\$38,004	\$47,120	\$47,120	\$47,120	\$26,087	\$0	\$26,087	55.36
5316 - ELECTION EXPENSE	\$54,242	\$77,500	\$81,500	\$81,500	\$14,479	\$0	\$14,479	17.76
5331 - TRAVEL EXPENSE	\$1,127	\$1,500	\$1,500	\$1,500	\$1,346	\$0	\$1,346	89.74
SERVICES & SUPPLIES	\$97,436	\$132,320	\$132,320	\$131,920	\$42,316	\$0	\$42,316	32.07

COUNTY OF INYO

BUD022BX - BUDGET INFORMATION

BUDGET TO ACTUAL COMPARE - THIRD QUARTER

RUNDATE: 03/31/2018 TODAY'S DATE: 05/02/2018

FOR FISCAL YEARS: 07/01/2017 - 06/30/2018

	YTD ACTUALS 06/30/2017	BOARD APPROVED 06/30/2018	WORKING BUDGET 06/30/2018	THIRD QUARTER 06/30/2018	YTD ACTUALS 06/30/2018	YTD ENC 06/30/2018	YTD ACTUALS + ENC	YTD % w/ ENC 06/30/2018
5123 - TECH REFRESH EXPENSE	\$2,264	\$2,421	\$2,421	\$2,421	\$1,815	\$0	\$1,815	75.00
5128 - INTERNAL SHREDDING	\$37	\$40	\$40	\$40	\$0	\$0	\$0	0.00
5129 - INTERNAL COPY CHARGES	\$418	\$405	\$405	\$405	\$50	\$0	\$50	12.48
5152 - WORKERS COMPENSATION	\$1,089	\$1,477	\$1,477	\$1,477	\$1,107	\$0	\$1,107	75.00
5155 - PUBLIC LIABILITY INSURANCE	\$849	\$1,083	\$1,083	\$1,083	\$812	\$0	\$812	75.00
5333 - MOTOR POOL	\$1,212	\$800	\$800	\$1,200	\$865	\$0	\$865	72.13
INTERNAL CHARGES	\$5,871	\$6,226	\$6,226	\$6,626	\$4,651	\$0	\$4,651	70.20
FIXED ASSETS	\$0	\$0	\$0	\$0	\$0	\$0	\$0	0.00
TOTAL EXPENSES:	\$243,910	\$293,249	\$293,249	\$293,249	\$156,982	\$0	\$156,982	53.53
NET BUDGET UNIT: 011000 ELECTIONS	(\$230,217)	(\$272,949)	(\$272,949)	(\$272,949)	(\$122,227)	\$0	(\$122,227)	44.78

COUNTY OF INYO

BUD022BX - BUDGET INFORMATION

BUDGET TO ACTUAL COMPARE - THIRD QUARTER

RUNDATE: 03/31/2018 TODAY'S DATE: 05/02/2018

FOR FISCAL YEARS: 07/01/2017 - 06/30/2018

	YTD ACTUALS 06/30/2017	BOARD APPROVED 06/30/2018	WORKING BUDGET 06/30/2018	THIRD QUARTER 06/30/2018	YTD ACTUALS 06/30/2018	YTD ENC 06/30/2018	YTD ACTUALS + ENC	YTD % w/ ENC 06/30/2018
01100 MAINTENANCE-BUILDING & GROUNDS								
FUND: 0001 GENERAL FUND								
REVENUES:								
4312 - LEASES	\$12	\$12	\$12	\$12	\$0	\$0	\$0	0.00
REV USE OF MONEY & PROPERTY	\$12	\$12	\$12	\$12	\$0	\$0	\$0	0.00
AID FROM OTHER GOVT AGENCIES	\$0	\$0	\$0	\$0	\$0	\$0	\$0	0.00
4821 - INTRA COUNTY CHARGES	\$169,650	\$162,000	\$162,000	\$162,000	\$62,769	\$0	\$62,769	38.74
4824 - INTER GOVERNMENT CHARGES	\$84,175	\$73,382	\$73,382	\$73,382	\$23,808	\$0	\$23,808	32.44
4825 - OTHER CURRENT CHARGES	\$32	\$0	\$0	\$0	\$0	\$0	\$0	0.00
CHARGES FOR CURRENT SERVICES	\$253,859	\$235,382	\$235,382	\$235,382	\$86,577	\$0	\$86,577	36.78
4998 - OPERATING TRANSFERS IN	\$17,000	\$17,000	\$17,000	\$17,000	\$17,000	\$0	\$17,000	100.00
OTHER FINANCING SOURCES	\$17,000	\$17,000	\$17,000	\$17,000	\$17,000	\$0	\$17,000	100.00
OTHER REVENUE	\$0	\$0	\$0	\$0	\$0	\$0	\$0	0.00
TOTAL REVENUES:	\$270,871	\$252,394	\$252,394	\$252,394	\$103,577	\$0	\$103,577	41.03
EXPENSES:								
5001 - SALARIED EMPLOYEES	\$348,053	\$361,554	\$354,195	\$339,195	\$239,832	\$0	\$239,832	70.70
5003 - OVERTIME	\$6,794	\$5,500	\$8,000	\$8,000	\$6,018	\$0	\$6,018	75.23
5004 - STANDBY TIME	\$14,521	\$15,000	\$15,000	\$19,000	\$13,792	\$0	\$13,792	72.58
5012 - PART TIME EMPLOYEES	\$12,643	\$17,573	\$21,000	\$27,000	\$18,018	\$0	\$18,018	66.73
5021 - RETIREMENT & SOCIAL	\$28,796	\$29,848	\$29,848	\$29,848	\$21,436	\$0	\$21,436	71.81
5022 - PERS RETIREMENT	\$89,682	\$56,933	\$56,933	\$56,933	\$36,278	\$0	\$36,278	63.72
5024 - RETIREMENT-UNFUNDED LIAB	\$0	\$73,885	\$73,885	\$73,885	\$73,885	\$0	\$73,885	100.00
5031 - MEDICAL INSURANCE	\$83,440	\$86,088	\$86,088	\$86,088	\$57,097	\$0	\$57,097	66.32
5032 - DISABILITY INSURANCE	\$3,156	\$3,810	\$3,810	\$3,810	\$2,379	\$0	\$2,379	62.45
5042 - SICK LEAVE BUY OUT	\$2,078	\$3,311	\$3,311	\$3,311	\$2,278	\$0	\$2,278	68.80
5043 - OTHER BENEFITS	\$13,335	\$8,568	\$10,000	\$15,000	\$13,114	\$0	\$13,114	87.42
SALARIES & BENEFITS	\$602,502	\$662,070	\$662,070	\$662,070	\$484,131	\$0	\$484,131	73.12
5112 - PERSONAL & SAFETY	\$1,158	\$2,000	\$2,000	\$2,000	\$1,054	\$0	\$1,054	52.74
5122 - CELL PHONES	\$989	\$918	\$1,400	\$1,600	\$1,046	\$0	\$1,046	65.42
5171 - MAINTENANCE OF EQUIPMENT	\$14,314	\$9,925	\$10,904	\$10,904	\$6,352	\$2,060	\$8,412	77.15
5173 - MAINTENANCE OF	\$0	\$0	\$0	\$0	(\$162)	\$0	(\$162)	0.00
5184 - MAINTENANCE - SHERIFF	\$9,382	\$17,700	\$17,700	\$12,000	\$9,115	\$224	\$9,340	77.83
5190 - MAINT BIG PINE LIBRARY	\$5,666	\$5,666	\$5,666	\$5,666	\$5,666	\$0	\$5,666	100.00
5191 - MAINTENANCE OF STRUCTURES	\$8,213	\$6,770	\$10,000	\$9,000	\$6,098	\$0	\$6,098	67.76
5199 - MAINT OF	\$16,701	\$25,441	\$25,000	\$22,000	\$15,590	\$2,408	\$17,998	81.81

COUNTY OF INYO

BUD022BX - BUDGET INFORMATION

BUDGET TO ACTUAL COMPARE - THIRD QUARTER

RUNDATE: 03/31/2018 TODAY'S DATE: 05/02/2018

FOR FISCAL YEARS: 07/01/2017 - 06/30/2018

	YTD ACTUALS 06/30/2017	BOARD APPROVED 06/30/2018	WORKING BUDGET 06/30/2018	THIRD QUARTER 06/30/2018	YTD ACTUALS 06/30/2018	YTD ENC 06/30/2018	YTD ACTUALS + ENC	YTD % w/ ENC 06/30/2018
5263 - ADVERTISING	\$42	\$1,000	\$1,000	\$1,000	\$84	\$0	\$84	8.42
5265 - PROFESSIONAL & SPECIAL	\$62,770	\$80,279	\$83,903	\$105,000	\$60,753	\$11,979	\$72,732	69.26
5281 - RENTS & LEASES-EQUIPMENT	\$150	\$225	\$225	\$225	\$135	\$37	\$173	76.88
5291 - OFFICE, SPACE & SITE RENTAL	\$77,191	\$79,850	\$87,041	\$87,042	\$70,427	\$16,614	\$87,041	100.00
5301 - SMALL TOOLS & INSTRUMENTS	\$1,978	\$2,709	\$3,500	\$3,500	\$2,173	\$249	\$2,422	69.20
5311 - GENERAL OPERATING EXPENSE	\$17,577	\$17,183	\$20,000	\$30,000	\$15,562	\$10,000	\$25,562	85.20
5331 - TRAVEL EXPENSE	\$1,406	\$1,272	\$1,272	\$1,272	\$511	\$0	\$511	40.20
5351 - UTILITIES	\$416,279	\$413,722	\$403,652	\$397,180	\$257,760	\$4,414	\$262,175	66.00
SERVICES & SUPPLIES	\$633,822	\$664,660	\$673,263	\$688,389	\$452,169	\$47,989	\$500,158	72.65
5123 - TECH REFRESH EXPENSE	\$4,553	\$3,757	\$3,757	\$3,757	\$2,817	\$0	\$2,817	75.00
5129 - INTERNAL COPY CHARGES	\$752	\$602	\$1,200	\$1,200	\$611	\$0	\$611	50.92
5152 - WORKERS COMPENSATION	\$5,164	\$18,282	\$18,282	\$18,282	\$13,711	\$0	\$13,711	75.00
5155 - PUBLIC LIABILITY INSURANCE	\$4,030	\$4,704	\$4,704	\$4,704	\$3,528	\$0	\$3,528	75.00
5333 - MOTOR POOL	\$61,587	\$57,724	\$57,126	\$42,000	\$27,647	\$0	\$27,647	65.82
INTERNAL CHARGES	\$76,088	\$85,069	\$85,069	\$69,943	\$48,315	\$0	\$48,315	69.07
OTHER CHARGES	\$0	\$0	\$0	\$0	\$0	\$0	\$0	0.00
5561 - PRINCIPAL ON NOTES PAYABLE	\$65,577	\$66,235	\$66,235	\$66,235	\$33,023	\$0	\$33,023	49.85
DEBT SERVICE PRINCIPAL	\$65,577	\$66,235	\$66,235	\$66,235	\$33,023	\$0	\$33,023	49.85
5553 - INTEREST ON NOTES	\$8,523	\$7,866	\$7,866	\$7,866	\$4,026	\$0	\$4,026	51.18
DEBT SERVICE INTEREST	\$8,523	\$7,866	\$7,866	\$7,866	\$4,026	\$0	\$4,026	51.18
FIXED ASSETS	\$0	\$0	\$0	\$0	\$0	\$0	\$0	0.00
TOTAL EXPENSES:	\$1,386,514	\$1,485,900	\$1,494,503	\$1,494,503	\$1,021,666	\$47,989	\$1,069,655	71.57
NET BUDGET UNIT: 011100 MAINTENANCE-BUILDING &	(\$1,115,643)	(\$1,233,506)	(\$1,242,109)	(\$1,242,109)	(\$918,089)	(\$47,989)	(\$966,078)	77.77

COUNTY OF INYO

BUD022BX - BUDGET INFORMATION

BUDGET TO ACTUAL COMPARE - THIRD QUARTER

RUNDATE: 03/31/2018 TODAY'S DATE: 05/02/2018

FOR FISCAL YEARS: 07/01/2017 - 06/30/2018

	YTD ACTUALS 06/30/2017	BOARD APPROVED 06/30/2018	WORKING BUDGET 06/30/2018	THIRD QUARTER 06/30/2018	YTD ACTUALS 06/30/2018	YTD ENC 06/30/2018	YTD ACTUALS + ENC	YTD % w/ ENC 06/30/2018
011400 ADVERTISING COUNTY RESOURCES								
FUND: 0001 GENERAL FUND								
REVENUES:								
TAXES - PROPERTY	\$0	\$0	\$0	\$0	\$0	\$0	\$0	0.00
TAXES - OTHER	\$0	\$0	\$0	\$0	\$0	\$0	\$0	0.00
TAXES - SALES	\$0	\$0	\$0	\$0	\$0	\$0	\$0	0.00
LICENSES & PERMITS	\$0	\$0	\$0	\$0	\$0	\$0	\$0	0.00
AID FROM OTHER GOVT AGENCIES	\$0	\$0	\$0	\$0	\$0	\$0	\$0	0.00
CHARGES FOR CURRENT SERVICES	\$0	\$0	\$0	\$0	\$0	\$0	\$0	0.00
OTHER FINANCING SOURCES	\$0	\$0	\$0	\$0	\$0	\$0	\$0	0.00
OTHER REVENUE	\$0	\$0	\$0	\$0	\$0	\$0	\$0	0.00
TOTAL REVENUES:	\$0	\$0	\$0	\$0	\$0	\$0	\$0	0.00
EXPENSES:								
SALARIES & BENEFITS	\$0	\$0	\$0	\$0	\$0	\$0	\$0	0.00
5232 - OFFICE & OTHER EQUIP < \$5,000	\$0	\$0	\$139	\$139	\$138	\$0	\$138	99.80
5263 - ADVERTISING	\$41,013	\$40,000	\$39,861	\$39,861	\$15,516	\$12,280	\$27,797	69.73
5265 - PROFESSIONAL & SPECIAL	\$24,188	\$18,000	\$18,000	\$18,000	\$5,999	\$0	\$5,999	33.32
5311 - GENERAL OPERATING EXPENSE	\$614	\$1,500	\$1,500	\$1,500	\$0	\$0	\$0	0.00
5331 - TRAVEL EXPENSE	\$0	\$2,000	\$2,000	\$2,000	\$0	\$0	\$0	0.00
SERVICES & SUPPLIES	\$65,816	\$61,500	\$61,500	\$61,500	\$21,654	\$12,280	\$33,935	55.17
5121 - INTERNAL CHARGES	\$0	\$4,000	\$4,000	\$4,000	\$7	\$0	\$7	0.19
INTERNAL CHARGES	\$0	\$4,000	\$4,000	\$4,000	\$7	\$0	\$7	0.19
5511 - ANNUAL NEW CPSP GRANT	\$9,000	\$20,984	\$32,968	\$32,968	\$11,984	\$0	\$11,984	36.35
5513 - BLAKE JONES TROUT DERBY	\$5,625	\$7,500	\$9,375	\$9,375	\$1,875	\$0	\$1,875	20.00
5517 - INDY FATHERS DAY DERBY	\$5,625	\$7,500	\$9,375	\$9,375	\$1,875	\$0	\$1,875	20.00
5519 - VISITOR CENTER	\$15,000	\$15,000	\$15,000	\$15,000	\$15,000	\$0	\$15,000	100.00
5524 - BIG PINE DREBY	\$5,625	\$7,500	\$9,375	\$9,375	\$0	\$0	\$0	0.00
5527 - CAL EXPO EXHIBIT	\$12,997	\$13,000	\$13,000	\$13,000	\$0	\$0	\$0	0.00
5528 - TRI COUNTY FAIR/RODEO	\$15,000	\$15,000	\$15,000	\$15,000	\$0	\$0	\$0	0.00
5535 - INYO COUNTY FILM	\$34,011	\$38,100	\$41,889	\$41,889	\$20,086	\$21,502	\$41,588	99.28
5582 - LONE PINE EARLY OPENER	\$5,625	\$7,500	\$9,375	\$9,375	\$1,875	\$0	\$1,875	20.00

COUNTY OF INYO

BUD022BX - BUDGET INFORMATION

BUDGET TO ACTUAL COMPARE - THIRD QUARTER

RUNDATE: 03/31/2018 TODAY'S DATE: 05/02/2018

FOR FISCAL YEARS: 07/01/2017 - 06/30/2018

	YTD ACTUALS 06/30/2017	BOARD APPROVED 06/30/2018	WORKING BUDGET 06/30/2018	THIRD QUARTER 06/30/2018	YTD ACTUALS 06/30/2018	YTD ENC 06/30/2018	YTD ACTUALS + ENC	YTD % w/ ENC 06/30/2018
5583 - OPENER PRESS REC/RAINBOW	\$1,250	\$2,500	\$3,750	\$3,750	\$1,250	\$0	\$1,250	33.33
5584 - COORDINATED PROMOTION	\$0	\$2,500	\$2,500	\$2,500	\$2,500	\$0	\$2,500	100.00
5585 - VISITOR GUIDE	\$4,439	\$8,878	\$13,317	\$13,317	\$8,878	\$4,439	\$13,317	100.00
5586 - CAL HIGH SCHOOL RODEO	\$4,261	\$8,522	\$12,783	\$12,783	\$8,522	\$4,261	\$12,783	100.00
5587 - WILD WEST MARATHON	\$3,033	\$6,066	\$9,099	\$9,099	\$6,066	\$3,033	\$9,099	100.00
5588 - LAWS BENEFIT CONCERT	\$1,261	\$2,522	\$3,783	\$3,783	\$1,261	\$0	\$1,261	33.33
5589 - DEATH VALLEY VISITORS GUIDE	\$0	\$6,314	\$12,628	\$12,628	\$6,314	\$0	\$6,314	50.00
5590 - IMAGES OF INYO PHOTO	\$3,357	\$6,714	\$10,071	\$10,071	\$6,714	\$3,357	\$10,071	100.00
5591 - LAWS-20 MULE TEAM EXHIBIT	\$10,000	\$0	\$0	\$0	\$0	\$0	\$0	0.00
OTHER CHARGES	\$136,109	\$176,100	\$223,288	\$223,288	\$94,200	\$36,592	\$130,792	58.57
FIXED ASSETS	\$0	\$0	\$0	\$0	\$0	\$0	\$0	0.00
TOTAL EXPENSES:	\$201,925	\$241,600	\$288,788	\$288,788	\$115,862	\$48,873	\$164,735	57.04
NET BUDGET UNIT: 011400 ADVERTISING COUNTY RESOURCES	(\$201,925)	(\$241,600)	(\$288,788)	(\$288,788)	(\$115,862)	(\$48,873)	(\$164,735)	57.04

COUNTY OF INYO

BUD022BX - BUDGET INFORMATION

BUDGET TO ACTUAL COMPARE - THIRD QUARTER

RUNDATE: 03/31/2018 TODAY'S DATE: 05/02/2018

FOR FISCAL YEARS: 07/01/2017 - 06/30/2018

	YTD ACTUALS 06/30/2017	BOARD APPROVED 06/30/2018	WORKING BUDGET 06/30/2018	THIRD QUARTER 06/30/2018	YTD ACTUALS 06/30/2018	YTD ENC 06/30/2018	YTD ACTUALS + ENC	YTD % w/ ENC 06/30/2018
011402 GRANTS IN SUPPORT								
FUND: 0001 GENERAL FUND								
REVENUES:								
TAXES - OTHER	\$0	\$0	\$0	\$0	\$0	\$0	\$0	0.00
AID FROM OTHER GOVT AGENCIES	\$0	\$0	\$0	\$0	\$0	\$0	\$0	0.00
TOTAL REVENUES:	\$0	\$0	\$0	\$0	\$0	\$0	\$0	0.00
EXPENSES:								
SERVICES & SUPPLIES	\$0	\$0	\$0	\$0	\$0	\$0	\$0	0.00
5512 - ICSOS-CONTRACT	\$140,000	\$0	\$0	\$0	\$0	\$0	\$0	0.00
5516 - COMM CONN FOR CHILD CARE	\$8,230	\$9,500	\$12,486	\$12,486	\$2,567	\$6,932	\$9,500	76.08
5520 - INYO ARTS COUNCIL	\$37,173	\$37,173	\$37,173	\$37,173	\$37,173	\$0	\$37,173	100.00
5521 - LAWS RR MUSEUM	\$24,516	\$24,516	\$24,516	\$24,516	\$19,315	\$5,201	\$24,516	100.00
5523 - WILD IRIS CONTRIBUTION	\$12,853	\$14,121	\$14,121	\$14,121	\$5,900	\$8,220	\$14,121	100.00
5531 - CALIFORNIA INDIAN LEGAL	\$7,600	\$7,600	\$7,600	\$7,600	\$0	\$7,600	\$7,600	100.00
5533 - EAST SIERRA AVALANCHE	\$4,750	\$4,750	\$4,750	\$4,750	\$4,750	\$0	\$4,750	100.00
5537 - MT. WHITNEY FISH HATCHERY	\$9,500	\$9,500	\$9,500	\$9,500	\$0	\$9,500	\$9,500	100.00
OTHER CHARGES	\$244,623	\$107,160	\$110,146	\$110,146	\$69,705	\$37,454	\$107,160	97.28
TOTAL EXPENSES:	\$244,623	\$107,160	\$110,146	\$110,146	\$69,705	\$37,454	\$107,160	97.28
NET BUDGET UNIT: 011402 GRANTS IN SUPPORT	(\$244,623)	(\$107,160)	(\$110,146)	(\$110,146)	(\$69,705)	(\$37,454)	(\$107,160)	97.28

COUNTY OF INYO

BUD022BX - BUDGET INFORMATION

BUDGET TO ACTUAL COMPARE - THIRD QUARTER

RUNDATE: 03/31/2018 TODAY'S DATE: 05/02/2018

FOR FISCAL YEARS: 07/01/2017 - 06/30/2018

	YTD ACTUALS 06/30/2017	BOARD APPROVED 06/30/2018	WORKING BUDGET 06/30/2018	THIRD QUARTER 06/30/2018	YTD ACTUALS 06/30/2018	YTD ENC 06/30/2018	YTD ACTUALS + ENC	YTD % w/ ENC 06/30/2018
011500 PUBLIC WORKS								
FUND: 0001 GENERAL FUND								
REVENUES:								
TAXES - PROPERTY	\$0	\$0	\$0	\$0	\$0	\$0	\$0	0.00
LICENSES & PERMITS	\$0	\$0	\$0	\$0	\$0	\$0	\$0	0.00
4311 - RENTS	\$585	\$550	\$550	\$550	\$455	\$0	\$455	82.72
REV USE OF MONEY & PROPERTY	\$585	\$550	\$550	\$550	\$455	\$0	\$455	82.72
AID FROM OTHER GOVT AGENCIES	\$0	\$0	\$0	\$0	\$0	\$0	\$0	0.00
4654 - PLANNING & ENGINEERING	\$45,617	\$138,774	\$138,774	\$74,374	\$34,321	\$0	\$34,321	46.14
4655 - MAP CHECKING	\$760	\$500	\$500	\$700	\$617	\$0	\$617	88.21
4819 - SERVICES & FEES	\$608	\$500	\$500	\$500	\$0	\$0	\$0	0.00
4821 - INTRA COUNTY CHARGES	\$62	\$1,000	\$1,000	\$1,200	\$961	\$0	\$961	80.14
4824 - INTER GOVERNMENT CHARGES	\$197,395	\$236,291	\$236,291	\$200,291	\$105,285	\$0	\$105,285	52.56
CHARGES FOR CURRENT SERVICES	\$244,443	\$377,065	\$377,065	\$277,065	\$141,186	\$0	\$141,186	50.95
OTHER FINANCING SOURCES	\$0	\$0	\$0	\$0	\$0	\$0	\$0	0.00
4922 - SALES OF COPIES	\$0	\$50	\$50	\$50	\$0	\$0	\$0	0.00
4959 - MISCELLANEOUS REVENUE	\$4	\$100	\$100	\$100	\$100	\$0	\$100	100.00
OTHER REVENUE	\$4	\$150	\$150	\$150	\$100	\$0	\$100	66.66
TOTAL REVENUES:	\$245,032	\$377,765	\$377,765	\$277,765	\$141,741	\$0	\$141,741	51.02
EXPENSES:								
5001 - SALARIED EMPLOYEES	\$389,238	\$479,185	\$477,535	\$402,926	\$240,954	\$0	\$240,954	59.80
5003 - OVERTIME	\$2,257	\$2,500	\$2,500	\$2,000	\$377	\$0	\$377	18.89
5021 - RETIREMENT & SOCIAL	\$28,859	\$36,809	\$36,809	\$30,000	\$18,066	\$0	\$18,066	60.22
5022 - PERS RETIREMENT	\$86,414	\$58,170	\$58,170	\$49,151	\$26,727	\$0	\$26,727	54.37
5024 - RETIREMENT-UNFUNDED LIAB	\$0	\$77,364	\$77,364	\$77,364	\$77,364	\$0	\$77,364	100.00
5031 - MEDICAL INSURANCE	\$62,362	\$87,767	\$87,767	\$75,000	\$37,276	\$0	\$37,276	49.70
5032 - DISABILITY INSURANCE	\$3,317	\$4,791	\$4,791	\$4,791	\$2,132	\$0	\$2,132	44.52
5042 - SICK LEAVE BUY OUT	\$1,633	\$2,926	\$2,926	\$0	\$0	\$0	\$0	0.00
5043 - OTHER BENEFITS	\$3,071	\$720	\$2,370	\$3,000	\$1,852	\$0	\$1,852	61.74
SALARIES & BENEFITS	\$577,155	\$750,232	\$750,232	\$644,232	\$404,752	\$0	\$404,752	62.82
5112 - PERSONAL & SAFETY	\$0	\$150	\$150	\$0	\$0	\$0	\$0	0.00
5122 - CELL PHONES	\$302	\$500	\$500	\$350	\$201	\$0	\$201	57.62
5171 - MAINTENANCE OF EQUIPMENT	\$0	\$1,550	\$503	\$0	\$0	\$0	\$0	0.00

COUNTY OF INYO

BUD022BX - BUDGET INFORMATION

BUDGET TO ACTUAL COMPARE - THIRD QUARTER

RUNDATE: 03/31/2018 TODAY'S DATE: 05/02/2018

FOR FISCAL YEARS: 07/01/2017 - 06/30/2018

	YTD ACTUALS 06/30/2017	BOARD APPROVED 06/30/2018	WORKING BUDGET 06/30/2018	THIRD QUARTER 06/30/2018	YTD ACTUALS 06/30/2018	YTD ENC 06/30/2018	YTD ACTUALS + ENC	YTD % w/ ENC 06/30/2018
5191 - MAINTENANCE OF STRUCTURES	\$827	\$0	\$0	\$0	\$0	\$0	\$0	0.00
5232 - OFFICE & OTHER EQUIP < \$5,000	\$196	\$150	\$150	\$0	\$0	\$0	\$0	0.00
5260 - HEALTH - EMPLOYEE	\$0	\$720	\$720	\$720	\$0	\$0	\$0	0.00
5263 - ADVERTISING	\$0	\$400	\$1,000	\$650	\$526	\$0	\$526	81.00
5265 - PROFESSIONAL & SPECIAL	\$21,440	\$482	\$1,032	\$1,032	\$468	\$0	\$468	45.43
5301 - SMALL TOOLS & INSTRUMENTS	\$0	\$40	\$40	\$0	\$0	\$0	\$0	0.00
5311 - GENERAL OPERATING EXPENSE	\$1,357	\$3,180	\$3,000	\$2,000	\$1,484	\$0	\$1,484	74.21
5331 - TRAVEL EXPENSE	\$2,941	\$2,723	\$3,500	\$2,000	\$1,125	\$0	\$1,125	56.28
SERVICES & SUPPLIES	\$27,066	\$9,895	\$10,595	\$6,752	\$3,807	\$0	\$3,807	56.38
5123 - TECH REFRESH EXPENSE	\$3,987	\$5,510	\$5,510	\$5,510	\$4,132	\$0	\$4,132	75.00
5124 - EXTERNAL CHARGES	\$3,317	\$7,000	\$8,000	\$18,343	\$9,534	\$0	\$9,534	51.98
5128 - INTERNAL SHREDDING	\$172	\$180	\$180	\$180	\$0	\$0	\$0	0.00
5129 - INTERNAL COPY CHARGES	\$1,368	\$1,338	\$1,338	\$1,338	\$731	\$0	\$731	54.66
5152 - WORKERS COMPENSATION	\$18,344	\$27,758	\$27,758	\$27,758	\$20,818	\$0	\$20,818	75.00
5155 - PUBLIC LIABILITY INSURANCE	\$85,963	\$129,535	\$129,535	\$129,535	\$97,151	\$0	\$97,151	75.00
5333 - MOTOR POOL	\$1,417	\$2,500	\$1,000	\$500	\$0	\$0	\$0	0.00
INTERNAL CHARGES	\$114,570	\$173,821	\$173,321	\$183,164	\$132,368	\$0	\$132,368	72.26
FIXED ASSETS	\$0	\$0	\$0	\$0	\$0	\$0	\$0	0.00
OTHER FINANCING USES	\$0	\$0	\$0	\$0	\$0	\$0	\$0	0.00
TOTAL EXPENSES:	\$718,792	\$933,948	\$934,148	\$834,148	\$540,928	\$0	\$540,928	64.84
NET BUDGET UNIT: 011500 PUBLIC WORKS	(\$473,759)	(\$556,183)	(\$556,383)	(\$556,383)	(\$399,187)	\$0	(\$399,187)	71.74

COUNTY OF INYO

BUD022BX - BUDGET INFORMATION

BUDGET TO ACTUAL COMPARE - THIRD QUARTER

RUNDATE: 03/31/2018 TODAY'S DATE: 05/02/2018

FOR FISCAL YEARS: 07/01/2017 - 06/30/2018

	YTD ACTUALS 06/30/2017	BOARD APPROVED 06/30/2018	WORKING BUDGET 06/30/2018	THIRD QUARTER 06/30/2018	YTD ACTUALS 06/30/2018	YTD ENC 06/30/2018	YTD ACTUALS + ENC	YTD % w/ ENC 06/30/2018
011600 INSURANCE, RETIREMENT, OASDI								
FUND: 0001 GENERAL FUND								
REVENUES:								
REV USE OF MONEY & PROPERTY	\$0	\$0	\$0	\$0	\$0	\$0	\$0	0.00
4822 - INTRA COUNTY INSURANCE	\$1,012,117	\$1,179,286	\$1,179,286	\$1,179,286	\$842,641	\$0	\$842,641	71.45
CHARGES FOR CURRENT SERVICES	\$1,012,117	\$1,179,286	\$1,179,286	\$1,179,286	\$842,641	\$0	\$842,641	71.45
OTHER REVENUE	\$0	\$0	\$0	\$0	\$0	\$0	\$0	0.00
TOTAL REVENUES:	\$1,012,117	\$1,179,286	\$1,179,286	\$1,179,286	\$842,641	\$0	\$842,641	71.45
EXPENSES:								
5025 - RETIREE HEALTH BENEFITS	\$2,308,523	\$2,634,045	\$2,634,045	\$2,634,045	\$1,867,744	\$0	\$1,867,744	70.90
SALARIES & BENEFITS	\$2,308,523	\$2,634,045	\$2,634,045	\$2,634,045	\$1,867,744	\$0	\$1,867,744	70.90
5154 - UNEMPLOYMENT INSURANCE	\$16,388	\$30,000	\$30,000	\$30,000	\$7,031	\$0	\$7,031	23.43
5156 - INSURANCE CLAIMS	\$0	\$5,000	\$5,000	\$5,000	\$0	\$0	\$0	0.00
5158 - INSURANCE PREMIUM	\$85,674	\$70,000	\$70,000	\$70,000	\$69,337	\$0	\$69,337	99.05
5311 - GENERAL OPERATING EXPENSE	\$23,168	\$22,800	\$22,800	\$22,800	\$18,692	\$0	\$18,692	81.98
SERVICES & SUPPLIES	\$125,230	\$127,800	\$127,800	\$127,800	\$95,060	\$0	\$95,060	74.38
TOTAL EXPENSES:	\$2,433,754	\$2,761,845	\$2,761,845	\$2,761,845	\$1,962,805	\$0	\$1,962,805	71.06
NET BUDGET UNIT: 011600 INSURANCE, RETIREMENT, OASDI	(\$1,421,636)	(\$1,582,559)	(\$1,582,559)	(\$1,582,559)	(\$1,120,164)	\$0	(\$1,120,164)	70.78

COUNTY OF INYO

BUD022BX - BUDGET INFORMATION

BUDGET TO ACTUAL COMPARE - THIRD QUARTER

RUNDATE: 03/31/2018 TODAY'S DATE: 05/02/2018

FOR FISCAL YEARS: 07/01/2017 - 06/30/2018

	YTD ACTUALS 06/30/2017	BOARD APPROVED 06/30/2018	WORKING BUDGET 06/30/2018	THIRD QUARTER 06/30/2018	YTD ACTUALS 06/30/2018	YTD ENC 06/30/2018	YTD ACTUALS + ENC	YTD % w/ ENC 06/30/2018
011801 INFORMATION SERVICES								
FUND: 0001 GENERAL FUND								
REVENUES:								
TAXES - PROPERTY	\$0	\$0	\$0	\$0	\$0	\$0	\$0	0.00
AID FROM OTHER GOVT AGENCIES	\$0	\$0	\$0	\$0	\$0	\$0	\$0	0.00
4821 - INTRA COUNTY CHARGES	\$236,373	\$206,888	\$206,888	\$206,888	\$106,808	\$0	\$106,808	51.62
4824 - INTER GOVERNMENT CHARGES	\$21,164	\$19,800	\$19,800	\$19,800	\$12,992	\$0	\$12,992	65.61
4825 - OTHER CURRENT CHARGES	\$11,405	\$5,640	\$5,640	\$5,640	\$2,183	\$0	\$2,183	38.71
4829 - COPIER LEASE REVENUE	\$96,183	\$105,600	\$105,600	\$105,600	\$48,113	\$0	\$48,113	45.56
CHARGES FOR CURRENT SERVICES	\$365,127	\$337,928	\$337,928	\$337,928	\$170,098	\$0	\$170,098	50.33
OTHER FINANCING SOURCES	\$0	\$0	\$0	\$0	\$0	\$0	\$0	0.00
4999 - PRIOR YEARS	\$96	\$0	\$0	\$0	\$0	\$0	\$0	0.00
OTHER REVENUE	\$96	\$0	\$0	\$0	\$0	\$0	\$0	0.00
TOTAL REVENUES:	\$365,224	\$337,928	\$337,928	\$337,928	\$170,098	\$0	\$170,098	50.33
EXPENSES:								
5001 - SALARIED EMPLOYEES	\$547,109	\$878,002	\$868,602	\$868,527	\$482,168	\$0	\$482,168	55.51
5003 - OVERTIME	\$3,224	\$5,000	\$5,000	\$5,000	\$276	\$0	\$276	5.52
5004 - STANDBY TIME	\$0	\$0	\$0	\$75	\$75	\$0	\$75	100.00
5021 - RETIREMENT & SOCIAL	\$43,495	\$67,627	\$67,627	\$67,627	\$37,773	\$0	\$37,773	55.85
5022 - PERS RETIREMENT	\$129,508	\$103,360	\$103,360	\$103,360	\$60,552	\$0	\$60,552	58.58
5024 - RETIREMENT-UNFUNDED LIAB	\$0	\$91,555	\$91,555	\$91,555	\$91,555	\$0	\$91,555	100.00
5031 - MEDICAL INSURANCE	\$50,352	\$118,534	\$118,534	\$114,534	\$40,831	\$0	\$40,831	35.65
5032 - DISABILITY INSURANCE	\$4,940	\$8,488	\$8,488	\$8,488	\$4,384	\$0	\$4,384	51.65
5042 - SICK LEAVE BUY OUT	\$3,542	\$0	\$0	\$0	\$0	\$0	\$0	0.00
5043 - OTHER BENEFITS	\$21,486	\$9,600	\$19,000	\$23,000	\$15,259	\$0	\$15,259	66.34
SALARIES & BENEFITS	\$803,659	\$1,282,166	\$1,282,166	\$1,282,166	\$732,876	\$0	\$732,876	57.15
5122 - CELL PHONES	\$2,381	\$2,000	\$2,000	\$1,650	\$1,072	\$0	\$1,072	65.00
5177 - MAINTENANCE OF COMPUTER	\$127,578	\$113,225	\$113,225	\$113,225	\$111,465	\$0	\$111,465	98.44
5232 - OFFICE & OTHER EQUIP < \$5,000	\$4,669	\$6,000	\$4,274	\$12,274	\$803	\$0	\$803	6.54
5236 - INFORMATION SERVICES	\$64,087	\$80,700	\$80,700	\$80,700	\$36,967	\$29,850	\$66,817	82.79
5263 - ADVERTISING	\$995	\$4,800	\$4,800	\$1,700	\$862	\$0	\$862	50.70
5265 - PROFESSIONAL & SPECIAL	\$2,883	\$4,700	\$4,700	\$5,300	\$1,723	\$0	\$1,723	32.51
5281 - RENTS & LEASES-EQUIPMENT	\$5,359	\$7,400	\$9,286	\$9,286	\$7,100	\$2,185	\$9,285	100.00
5285 - COPIER LEASE - IS ONLY	\$90,199	\$91,000	\$91,821	\$94,471	\$69,996	\$18,424	\$88,420	93.59
5311 - GENERAL OPERATING EXPENSE	\$4,262	\$3,000	\$4,000	\$5,000	\$3,632	\$0	\$3,632	72.64

COUNTY OF INYO

BUD022BX - BUDGET INFORMATION

BUDGET TO ACTUAL COMPARE - THIRD QUARTER

RUNDATE: 03/31/2018 TODAY'S DATE: 05/02/2018

FOR FISCAL YEARS: 07/01/2017 - 06/30/2018

	YTD ACTUALS 06/30/2017	BOARD APPROVED 06/30/2018	WORKING BUDGET 06/30/2018	THIRD QUARTER 06/30/2018	YTD ACTUALS 06/30/2018	YTD ENC 06/30/2018	YTD ACTUALS + ENC	YTD % w/ ENC 06/30/2018
5331 - TRAVEL EXPENSE	\$4,871	\$2,000	\$3,500	\$4,500	\$1,375	\$0	\$1,375	30.57
5351 - UTILITIES	\$190,333	\$190,920	\$190,920	\$205,920	\$143,070	\$0	\$143,070	69.47
SERVICES & SUPPLIES	\$497,621	\$505,745	\$509,226	\$534,026	\$378,068	\$50,459	\$428,528	80.24
5123 - TECH REFRESH EXPENSE	\$5,910	\$5,947	\$5,947	\$5,947	\$4,631	\$0	\$4,631	77.88
5128 - INTERNAL SHREDDING	\$73	\$75	\$75	\$75	\$0	\$0	\$0	0.00
5129 - INTERNAL COPY CHARGES	\$1,844	\$2,105	\$2,105	\$2,105	\$1,466	\$0	\$1,466	69.65
5152 - WORKERS COMPENSATION	\$9,588	\$8,943	\$8,943	\$8,943	\$6,707	\$0	\$6,707	75.00
5155 - PUBLIC LIABILITY INSURANCE	\$7,483	\$6,560	\$6,560	\$6,560	\$4,920	\$0	\$4,920	75.00
5333 - MOTOR POOL	\$824	\$2,412	\$2,412	\$2,412	\$476	\$0	\$476	19.76
INTERNAL CHARGES	\$25,723	\$26,042	\$26,042	\$26,042	\$18,201	\$0	\$18,201	69.89
FIXED ASSETS	\$0	\$0	\$0	\$0	\$0	\$0	\$0	0.00
TOTAL EXPENSES:	\$1,327,004	\$1,813,953	\$1,817,434	\$1,842,234	\$1,129,146	\$50,459	\$1,179,606	64.03
NET BUDGET UNIT: 011801 INFORMATION SERVICES	(\$961,779)	(\$1,476,025)	(\$1,479,506)	(\$1,504,306)	(\$959,048)	(\$50,459)	(\$1,009,507)	67.10

COUNTY OF INYO

BUD022BX - BUDGET INFORMATION

BUDGET TO ACTUAL COMPARE - THIRD QUARTER

RUNDATE: 03/31/2018 TODAY'S DATE: 05/02/2018

FOR FISCAL YEARS: 07/01/2017 - 06/30/2018

	YTD ACTUALS 06/30/2017	BOARD APPROVED 06/30/2018	WORKING BUDGET 06/30/2018	THIRD QUARTER 06/30/2018	YTD ACTUALS 06/30/2018	YTD ENC 06/30/2018	YTD ACTUALS + ENC	YTD % w/ ENC 06/30/2018
011900 GENERAL REVENUE & EXPENDITURES								
FUND: 0001 GENERAL FUND								
REVENUES:								
4001 - CURRENT SECURED TAXES	\$11,229,338	\$10,616,315	\$10,616,315	\$10,616,315	\$6,431,708	\$0	\$6,431,708	60.58
4004 - CURRENT UNSECURED TAXES	\$1,187,253	\$1,034,770	\$1,034,770	\$1,034,770	\$1,180,304	\$0	\$1,180,304	114.06
4005 - CURRENT UNSECURED	\$27,558	\$27,500	\$27,500	\$27,500	\$26,571	\$0	\$26,571	96.62
4008 - SB813 DISTRIBUTIONS	\$56,415	\$50,000	\$50,000	\$50,000	(\$147,061)	\$0	(\$147,061)	-294.12
4021 - PRIOR YEAR SECURED TAXES	\$105,853	\$110,000	\$110,000	\$110,000	\$68,106	\$0	\$68,106	61.91
4023 - PRIOR YEAR UNSECURED	\$131,852	\$56,000	\$56,000	\$56,000	\$938	\$0	\$938	1.67
TAXES - PROPERTY	\$12,738,272	\$11,894,585	\$11,894,585	\$11,894,585	\$7,560,568	\$0	\$7,560,568	63.56
4083 - TRANSIENT OCCUPANCY TAX	\$3,739,501	\$2,482,500	\$2,482,500	\$2,482,500	\$1,623,657	\$0	\$1,623,657	65.40
4084 - CANNABIS TAX	\$0	\$0	\$0	\$0	\$7,732	\$0	\$7,732	0.00
TAXES - OTHER	\$3,739,501	\$2,482,500	\$2,482,500	\$2,482,500	\$1,631,389	\$0	\$1,631,389	65.71
TAXES - SALES	\$0	\$0	\$0	\$0	\$0	\$0	\$0	0.00
4161 - FRANCHISE FEES	\$211,344	\$178,400	\$178,400	\$178,400	\$71,342	\$0	\$71,342	39.99
LICENSES & PERMITS	\$211,344	\$178,400	\$178,400	\$178,400	\$71,342	\$0	\$71,342	39.99
4215 - JUSTICE COURT FINES	\$228,660	\$195,000	\$195,000	\$195,000	\$163,642	\$0	\$163,642	83.91
4224 - COURT REALIGNMENT FINES	\$907,584	\$780,000	\$780,000	\$780,000	\$646,212	\$0	\$646,212	82.84
FINES & FORFEITURES	\$1,136,244	\$975,000	\$975,000	\$975,000	\$809,854	\$0	\$809,854	83.06
4301 - INTEREST FROM TREASURY	\$352,018	\$240,000	\$240,000	\$240,000	\$103,664	\$0	\$103,664	43.19
4303 - INTEREST ON TAX FUNDS	\$2,237	\$500	\$500	\$500	\$0	\$0	\$0	0.00
REV USE OF MONEY & PROPERTY	\$354,256	\$240,500	\$240,500	\$240,500	\$103,664	\$0	\$103,664	43.10
4411 - STATE MOTOR VEHICLE IN LIEU	\$6,973	\$6,900	\$6,900	\$6,900	\$8,180	\$0	\$8,180	118.55
4413 - PROPERTY TAX IN LIEU OF VLF	\$2,128,755	\$2,128,755	\$2,128,755	\$2,128,755	\$1,101,614	\$0	\$1,101,614	51.74
4472 - HOMEOWNERS PROPERTY TAX	\$73,893	\$74,000	\$74,000	\$74,000	\$36,170	\$0	\$36,170	48.87
4497 - STATE MANDATE PROGRAMS	\$29,358	\$25,000	\$25,000	\$25,000	\$34,093	\$0	\$34,093	136.37
4541 - FEDERAL IN LIEU TAXES	\$1,842,476	\$1,842,476	\$1,842,476	\$1,842,476	\$1,842,476	\$0	\$1,842,476	100.00
4563 - CONTRIBUTION FROM DWP	\$3,704,402	\$3,869,878	\$3,869,878	\$3,869,878	\$3,869,878	\$0	\$3,869,878	100.00
4599 - OTHER AGENCIES	\$164,407	\$165,000	\$165,000	\$165,000	\$0	\$0	\$0	0.00
AID FROM OTHER GOVT AGENCIES	\$7,950,265	\$8,112,009	\$8,112,009	\$8,112,009	\$6,892,411	\$0	\$6,892,411	84.96
4605 - DELINQUENT TAX SALE FEE	\$720	\$0	\$0	\$0	\$0	\$0	\$0	0.00
4702 - RECORDING FEES	\$9,371	\$8,500	\$8,500	\$8,500	\$6,644	\$0	\$6,644	78.16
4825 - OTHER CURRENT CHARGES	\$21,397	\$20,000	\$20,000	\$20,000	\$9,808	\$0	\$9,808	49.04

COUNTY OF INYO

BUD022BX - BUDGET INFORMATION

BUDGET TO ACTUAL COMPARE - THIRD QUARTER

RUNDATE: 03/31/2018 TODAY'S DATE: 05/02/2018

FOR FISCAL YEARS: 07/01/2017 - 06/30/2018

	YTD ACTUALS 06/30/2017	BOARD APPROVED 06/30/2018	WORKING BUDGET 06/30/2018	THIRD QUARTER 06/30/2018	YTD ACTUALS 06/30/2018	YTD ENC 06/30/2018	YTD ACTUALS + ENC	YTD % w/ ENC 06/30/2018
CHARGES FOR CURRENT SERVICES	\$31,488	\$28,500	\$28,500	\$28,500	\$16,452	\$0	\$16,452	57.72
4998 - OPERATING TRANSFERS IN	\$10,000	\$0	\$0	\$0	\$0	\$0	\$0	0.00
OTHER FINANCING SOURCES	\$10,000	\$0	\$0	\$0	\$0	\$0	\$0	0.00
4911 - SALES OF FIXED ASSETS	\$90	\$0	\$0	\$0	\$0	\$0	\$0	0.00
4961 - REIMBURSED EXPENSES	\$26,098	\$0	\$0	\$0	\$29,214	\$0	\$29,214	0.00
4999 - PRIOR YEARS	\$688	\$0	\$0	\$0	\$0	\$0	\$0	0.00
OTHER REVENUE	\$26,877	\$0	\$0	\$0	\$29,214	\$0	\$29,214	0.00
TOTAL REVENUES:	\$26,198,250	\$23,911,494	\$23,911,494	\$23,911,494	\$17,114,898	\$0	\$17,114,898	71.57
EXPENSES:								
SALARIES & BENEFITS	\$0	\$0	\$0	\$0	\$0	\$0	\$0	0.00
5162 - WITNESS EXPENSE	\$333	\$3,500	\$3,500	\$2,500	\$60	\$0	\$60	2.41
5265 - PROFESSIONAL & SPECIAL	\$2,615	\$1,500	\$1,500	\$2,500	\$1,977	\$0	\$1,977	79.10
5311 - GENERAL OPERATING EXPENSE	\$80,643	\$91,360	\$91,360	\$95,360	\$13,419	\$0	\$13,419	14.07
5499 - PRIOR YEAR REFUNDS	\$0	\$0	\$147,061	\$147,061	\$0	\$0	\$0	0.00
SERVICES & SUPPLIES	\$83,592	\$96,360	\$243,421	\$247,421	\$15,456	\$0	\$15,456	6.24
INTERNAL CHARGES	\$0	\$0	\$0	\$0	\$0	\$0	\$0	0.00
5529 - TRIAL COURT MOE	\$700,840	\$760,438	\$760,438	\$760,438	\$609,033	\$0	\$609,033	80.08
5539 - OTHER AGENCY	\$379,788	\$520,954	\$520,954	\$516,954	\$81,228	\$0	\$81,228	15.71
OTHER CHARGES	\$1,080,629	\$1,281,392	\$1,281,392	\$1,277,392	\$690,261	\$0	\$690,261	54.03
5801 - OPERATING TRANSFERS OUT	\$738,751	\$1,062,207	\$1,133,207	\$1,133,207	\$838,947	\$0	\$838,947	74.03
OTHER FINANCING USES	\$738,751	\$1,062,207	\$1,133,207	\$1,133,207	\$838,947	\$0	\$838,947	74.03
TOTAL EXPENSES:	\$1,902,973	\$2,439,959	\$2,658,020	\$2,658,020	\$1,544,665	\$0	\$1,544,665	58.11
NET BUDGET UNIT: 011900 GENERAL REVENUE &	\$24,295,277	\$21,471,535	\$21,253,474	\$21,253,474	\$15,570,232	\$0	\$15,570,232	73.25

COUNTY OF INYO

BUD022BX - BUDGET INFORMATION

BUDGET TO ACTUAL COMPARE - THIRD QUARTER

RUNDATE: 03/31/2018 TODAY'S DATE: 05/02/2018

FOR FISCAL YEARS: 07/01/2017 - 06/30/2018

	YTD ACTUALS 06/30/2017	BOARD APPROVED 06/30/2018	WORKING BUDGET 06/30/2018	THIRD QUARTER 06/30/2018	YTD ACTUALS 06/30/2018	YTD ENC 06/30/2018	YTD ACTUALS + ENC	YTD % w/ ENC 06/30/2018
022000 GRAND JURY								
FUND: 0001 GENERAL FUND								
REVENUES:								
OTHER REVENUE	\$0	\$0	\$0	\$0	\$0	\$0	\$0	0.00
TOTAL REVENUES:	\$0	\$0	\$0	\$0	\$0	\$0	\$0	0.00
EXPENSES:								
5161 - JURY EXPENSE	\$15,029	\$22,250	\$22,250	\$21,810	\$11,665	\$0	\$11,665	53.48
5265 - PROFESSIONAL & SPECIAL	\$0	\$1,300	\$1,300	\$1,000	\$0	\$0	\$0	0.00
5311 - GENERAL OPERATING EXPENSE	\$251	\$550	\$550	\$550	\$312	\$0	\$312	56.80
SERVICES & SUPPLIES	\$15,281	\$24,100	\$24,100	\$23,360	\$11,978	\$0	\$11,978	51.27
5121 - INTERNAL CHARGES	\$0	\$100	\$100	\$500	\$0	\$0	\$0	0.00
5129 - INTERNAL COPY CHARGES	\$50	\$160	\$160	\$500	\$217	\$0	\$217	43.54
INTERNAL CHARGES	\$50	\$260	\$260	\$1,000	\$217	\$0	\$217	21.77
FIXED ASSETS	\$0	\$0	\$0	\$0	\$0	\$0	\$0	0.00
RESERVES	\$0	\$0	\$0	\$0	\$0	\$0	\$0	0.00
TOTAL EXPENSES:	\$15,331	\$24,360	\$24,360	\$24,360	\$12,195	\$0	\$12,195	50.06
NET BUDGET UNIT: 022000 GRAND JURY	(\$15,331)	(\$24,360)	(\$24,360)	(\$24,360)	(\$12,195)	\$0	(\$12,195)	50.06

COUNTY OF INYO

BUD022BX - BUDGET INFORMATION

BUDGET TO ACTUAL COMPARE - THIRD QUARTER

RUNDATE: 03/31/2018 TODAY'S DATE: 05/02/2018

FOR FISCAL YEARS: 07/01/2017 - 06/30/2018

	YTD ACTUALS 06/30/2017	BOARD APPROVED 06/30/2018	WORKING BUDGET 06/30/2018	THIRD QUARTER 06/30/2018	YTD ACTUALS 06/30/2018	YTD ENC 06/30/2018	YTD ACTUALS + ENC	YTD % w/ ENC 06/30/2018
022300 LAW LIBRARY								
FUND: 0001 GENERAL FUND								
REVENUES:								
4220 - LAW LIBRARY FINES	\$4,409	\$6,000	\$6,000	\$6,000	\$3,781	\$0	\$3,781	63.02
FINES & FORFEITURES	\$4,409	\$6,000	\$6,000	\$6,000	\$3,781	\$0	\$3,781	63.02
REV USE OF MONEY & PROPERTY	\$0	\$0	\$0	\$0	\$0	\$0	\$0	0.00
AID FROM OTHER GOVT AGENCIES	\$0	\$0	\$0	\$0	\$0	\$0	\$0	0.00
OTHER FINANCING SOURCES	\$0	\$0	\$0	\$0	\$0	\$0	\$0	0.00
OTHER REVENUE	\$0	\$0	\$0	\$0	\$0	\$0	\$0	0.00
TOTAL REVENUES:	\$4,409	\$6,000	\$6,000	\$6,000	\$3,781	\$0	\$3,781	63.02
EXPENSES:								
SALARIES & BENEFITS	\$0	\$0	\$0	\$0	\$0	\$0	\$0	0.00
5311 - GENERAL OPERATING EXPENSE	\$9,708	\$27,397	\$27,397	\$27,397	\$8,485	\$1,225	\$9,710	35.44
SERVICES & SUPPLIES	\$9,708	\$27,397	\$27,397	\$27,397	\$8,485	\$1,225	\$9,710	35.44
INTERNAL CHARGES	\$0	\$0	\$0	\$0	\$0	\$0	\$0	0.00
TOTAL EXPENSES:	\$9,708	\$27,397	\$27,397	\$27,397	\$8,485	\$1,225	\$9,710	35.44
NET BUDGET UNIT: 022300 LAW LIBRARY	(\$5,299)	(\$21,397)	(\$21,397)	(\$21,397)	(\$4,704)	(\$1,225)	(\$5,929)	27.70

COUNTY OF INYO

BUD022BX - BUDGET INFORMATION

BUDGET TO ACTUAL COMPARE - THIRD QUARTER

RUNDATE: 03/31/2018 TODAY'S DATE: 05/02/2018

FOR FISCAL YEARS: 07/01/2017 - 06/30/2018

	YTD ACTUALS 06/30/2017	BOARD APPROVED 06/30/2018	WORKING BUDGET 06/30/2018	THIRD QUARTER 06/30/2018	YTD ACTUALS 06/30/2018	YTD ENC 06/30/2018	YTD ACTUALS + ENC	YTD % w/ ENC 06/30/2018
SALARIES & BENEFITS	\$881,595	\$954,632	\$954,632	\$954,632	\$707,040	\$0	\$707,040	74.06
5122 - CELL PHONES	\$487	\$1,650	\$1,650	\$1,650	\$342	\$0	\$342	20.77
5232 - OFFICE & OTHER EQUIP <\$5,000	\$5,051	\$4,130	\$4,130	\$4,130	\$727	\$0	\$727	17.60
5260 - HEALTH - EMPLOYEE	\$0	\$550	\$550	\$550	\$0	\$0	\$0	0.00
5263 - ADVERTISING	\$155	\$500	\$500	\$500	\$0	\$0	\$0	0.00
5265 - PROFESSIONAL & SPECIAL	\$13,445	\$33,730	\$33,730	\$33,730	\$12,716	\$0	\$12,716	37.70
5291 - OFFICE, SPACE & SITE RENTAL	\$550	\$1,560	\$200	\$200	\$200	\$0	\$200	100.00
5311 - GENERAL OPERATING EXPENSE	\$24,917	\$28,736	\$28,736	\$28,736	\$15,016	\$0	\$15,016	52.25
5321 - SPECIAL APPROPRIATION	\$5,000	\$5,000	\$5,000	\$5,000	\$5,000	\$0	\$5,000	100.00
5331 - TRAVEL EXPENSE	\$17,585	\$30,392	\$30,392	\$30,392	\$11,049	\$0	\$11,049	36.35
5351 - UTILITIES	\$16,983	\$23,532	\$24,892	\$24,892	\$13,547	\$0	\$13,547	54.42
SERVICES & SUPPLIES	\$84,175	\$129,780	\$129,780	\$129,780	\$58,599	\$0	\$58,599	45.15
5123 - TECH REFRESH EXPENSE	\$11,029	\$11,750	\$11,750	\$11,750	\$8,812	\$0	\$8,812	75.00
5128 - INTERNAL SHREDDING	\$575	\$600	\$600	\$600	\$0	\$0	\$0	0.00
5129 - INTERNAL COPY CHARGES	\$1,639	\$1,736	\$1,736	\$1,736	\$104	\$0	\$104	6.02
5152 - WORKERS COMPENSATION	\$12,900	\$16,519	\$16,519	\$16,519	\$12,389	\$0	\$12,389	75.00
5155 - PUBLIC LIABILITY INSURANCE	\$24,441	\$26,850	\$26,850	\$26,850	\$20,137	\$0	\$20,137	75.00
5333 - MOTOR POOL	\$20,765	\$26,000	\$26,000	\$26,000	\$10,504	\$0	\$10,504	40.40
INTERNAL CHARGES	\$71,349	\$83,455	\$83,455	\$83,455	\$51,948	\$0	\$51,948	62.24
5700 - CONSTRUCTION IN PROGRESS	\$70,267	\$0	\$0	\$0	\$0	\$0	\$0	0.00
FIXED ASSETS	\$70,267	\$0	\$0	\$0	\$0	\$0	\$0	0.00
TOTAL EXPENSES:	\$1,107,387	\$1,167,867	\$1,167,867	\$1,167,867	\$817,587	\$0	\$817,587	70.00
NET BUDGET UNIT: 022400 DISTRICT ATTORNEY	(\$807,110)	(\$930,884)	(\$930,884)	(\$930,884)	(\$690,253)	\$0	(\$690,253)	74.15

COUNTY OF INYO

BUD022BX - BUDGET INFORMATION

BUDGET TO ACTUAL COMPARE - THIRD QUARTER

RUNDATE: 03/31/2018 TODAY'S DATE: 05/02/2018

FOR FISCAL YEARS: 07/01/2017 - 06/30/2018

	YTD ACTUALS 06/30/2017	BOARD APPROVED 06/30/2018	WORKING BUDGET 06/30/2018	THIRD QUARTER 06/30/2018	YTD ACTUALS 06/30/2018	YTD ENC 06/30/2018	YTD ACTUALS + ENC	YTD % w/ ENC 06/30/2018	
022410 DISTRICT ATTORNEY - SAFETY									
FUND: 0001 GENERAL FUND									
REVENUES:									
	TAXES - PROPERTY	\$0	\$0	\$0	\$0	\$0	\$0	0.00	
4698 -	INVESTIGATIONS	\$12,831	\$33,000	\$33,000	\$33,000	\$8,547	\$0	\$8,547	25.90
	CHARGES FOR CURRENT SERVICES	\$12,831	\$33,000	\$33,000	\$33,000	\$8,547	\$0	\$8,547	25.90
	OTHER REVENUE	\$0	\$0	\$0	\$0	\$0	\$0	\$0	0.00
	TOTAL REVENUES:	\$12,831	\$33,000	\$33,000	\$33,000	\$8,547	\$0	\$8,547	25.90
EXPENSES:									
5001 -	SALARIED EMPLOYEES	\$205,551	\$229,669	\$229,669	\$229,669	\$147,880	\$0	\$147,880	64.38
5003 -	OVERTIME	\$3,882	\$10,000	\$10,000	\$10,000	\$433	\$0	\$433	4.33
5004 -	STANDBY TIME	\$1,826	\$10,400	\$10,400	\$10,400	\$8,081	\$0	\$8,081	77.70
5021 -	RETIREMENT & SOCIAL	\$3,367	\$14,967	\$14,967	\$14,967	\$3,306	\$0	\$3,306	22.09
5022 -	PERS RETIREMENT	\$63,718	\$60,669	\$60,669	\$60,669	\$42,769	\$0	\$42,769	70.49
5023 -	RETIREMENT SAFETY-SIDE	\$27,560	\$28,765	\$28,765	\$28,765	\$21,573	\$0	\$21,573	75.00
5024 -	RETIREMENT-UNFUNDED LIAB	\$41,218	\$62,892	\$62,892	\$62,892	\$62,892	\$0	\$62,892	100.00
5031 -	MEDICAL INSURANCE	\$44,431	\$60,774	\$56,574	\$56,574	\$31,646	\$0	\$31,646	55.93
5032 -	DISABILITY INSURANCE	\$2,044	\$2,364	\$2,364	\$2,364	\$1,403	\$0	\$1,403	59.38
5033 -	SHERIFF DEPUTIES DISABILITY	\$572	\$516	\$516	\$516	\$404	\$0	\$404	78.33
5034 -	EDUCATION REIMBURSEMENT	\$0	\$1,050	\$1,050	\$1,050	\$0	\$0	\$0	0.00
5042 -	SICK LEAVE BUY OUT	\$5,587	\$0	\$0	\$0	\$0	\$0	\$0	0.00
5043 -	OTHER BENEFITS	\$16,351	\$0	\$4,200	\$4,200	\$2,215	\$0	\$2,215	52.74
5111 -	CLOTHING	\$2,250	\$2,000	\$2,000	\$2,000	\$1,500	\$0	\$1,500	75.00
	SALARIES & BENEFITS	\$418,361	\$484,066	\$484,066	\$484,066	\$324,107	\$0	\$324,107	66.95
	SERVICES & SUPPLIES	\$0	\$0	\$0	\$0	\$0	\$0	\$0	0.00
5152 -	WORKERS COMPENSATION	\$31,728	\$26,415	\$26,415	\$26,415	\$19,811	\$0	\$19,811	75.00
5155 -	PUBLIC LIABILITY INSURANCE	\$3,058	\$3,680	\$3,680	\$3,680	\$2,760	\$0	\$2,760	75.00
	INTERNAL CHARGES	\$34,786	\$30,095	\$30,095	\$30,095	\$22,571	\$0	\$22,571	75.00
	TOTAL EXPENSES:	\$453,147	\$514,161	\$514,161	\$514,161	\$346,678	\$0	\$346,678	67.42
NET BUDGET UNIT:	022410 DISTRICT ATTORNEY - SAFETY	(\$440,315)	(\$481,161)	(\$481,161)	(\$481,161)	(\$338,131)	\$0	(\$338,131)	70.27

COUNTY OF INYO

BUD022BX - BUDGET INFORMATION

BUDGET TO ACTUAL COMPARE - THIRD QUARTER

RUNDATE: 03/31/2018 TODAY'S DATE: 05/02/2018

FOR FISCAL YEARS: 07/01/2017 - 06/30/2018

	YTD ACTUALS 06/30/2017	BOARD APPROVED 06/30/2018	WORKING BUDGET 06/30/2018	THIRD QUARTER 06/30/2018	YTD ACTUALS 06/30/2018	YTD ENC 06/30/2018	YTD ACTUALS + ENC	YTD % w/ ENC 06/30/2018
022600 PUBLIC DEFENDER								
FUND: 0001 GENERAL FUND								
REVENUES:								
4485 - STATE - PUBLIC SAFETY	\$141,198	\$125,000	\$125,000	\$125,000	\$77,205	\$0	\$77,205	61.76
AID FROM OTHER GOVT AGENCIES	\$141,198	\$125,000	\$125,000	\$125,000	\$77,205	\$0	\$77,205	61.76
4632 - PUBLIC DEFENDER FEES	\$7,229	\$5,500	\$5,500	\$5,500	\$3,585	\$0	\$3,585	65.18
4827 - TRIAL COURT CHARGES	\$100,000	\$45,000	\$45,000	\$45,000	\$25,000	\$0	\$25,000	55.55
CHARGES FOR CURRENT SERVICES	\$107,229	\$50,500	\$50,500	\$50,500	\$28,585	\$0	\$28,585	56.60
OTHER FINANCING SOURCES	\$0	\$0	\$0	\$0	\$0	\$0	\$0	0.00
OTHER REVENUE	\$0	\$0	\$0	\$0	\$0	\$0	\$0	0.00
TOTAL REVENUES:	\$248,427	\$175,500	\$175,500	\$175,500	\$105,790	\$0	\$105,790	60.27
EXPENSES:								
SALARIES & BENEFITS	\$0	\$0	\$0	\$0	\$0	\$0	\$0	0.00
5263 - ADVERTISING	\$0	\$500	\$500	\$500	\$0	\$0	\$0	0.00
5265 - PROFESSIONAL & SPECIAL	\$741,482	\$825,100	\$825,100	\$825,100	\$552,480	\$89,916	\$642,396	77.85
5291 - OFFICE, SPACE & SITE RENTAL	\$2,208	\$3,000	\$3,000	\$3,000	\$1,472	\$0	\$1,472	49.06
SERVICES & SUPPLIES	\$743,690	\$828,600	\$828,600	\$828,600	\$553,952	\$89,916	\$643,868	77.70
5129 - INTERNAL COPY CHARGES	\$26	\$300	\$300	\$300	\$27	\$0	\$27	9.20
INTERNAL CHARGES	\$26	\$300	\$300	\$300	\$27	\$0	\$27	9.20
FIXED ASSETS	\$0	\$0	\$0	\$0	\$0	\$0	\$0	0.00
RESERVES	\$0	\$0	\$0	\$0	\$0	\$0	\$0	0.00
TOTAL EXPENSES:	\$743,717	\$828,900	\$828,900	\$828,900	\$553,979	\$89,916	\$643,896	77.68
NET BUDGET UNIT: 022600 PUBLIC DEFENDER	(\$495,289)	(\$653,400)	(\$653,400)	(\$653,400)	(\$448,189)	(\$89,916)	(\$538,106)	82.35

COUNTY OF INYO

BUD022BX - BUDGET INFORMATION

BUDGET TO ACTUAL COMPARE - THIRD QUARTER

RUNDATE: 03/31/2018 TODAY'S DATE: 05/02/2018

FOR FISCAL YEARS: 07/01/2017 - 06/30/2018

	YTD ACTUALS 06/30/2017	BOARD APPROVED 06/30/2018	WORKING BUDGET 06/30/2018	THIRD QUARTER 06/30/2018	YTD ACTUALS 06/30/2018	YTD ENC 06/30/2018	YTD ACTUALS + ENC	YTD % w/ ENC 06/30/2018
022700 SHERIFF - GENERAL								
FUND: 0001 GENERAL FUND								
REVENUES:								
TAXES - PROPERTY	\$0	\$0	\$0	\$0	\$0	\$0	\$0	0.00
4177 - GUN PERMITS	\$5,575	\$6,000	\$6,000	\$6,000	\$3,492	\$0	\$3,492	58.20
4178 - FINGERPRINT PERMITS	\$11,152	\$15,000	\$15,000	\$15,000	\$9,039	\$0	\$9,039	60.26
4179 - EXPLOSIVE PERMITS	\$145	\$50	\$50	\$50	\$4	\$0	\$4	8.00
LICENSES & PERMITS	\$16,872	\$21,050	\$21,050	\$21,050	\$12,535	\$0	\$12,535	59.54
4211 - CRIMINAL FINES	\$1,852	\$1,000	\$1,000	\$1,000	\$1,086	\$0	\$1,086	108.62
FINES & FORFEITURES	\$1,852	\$1,000	\$1,000	\$1,000	\$1,086	\$0	\$1,086	108.62
REV USE OF MONEY & PROPERTY	\$0	\$0	\$0	\$0	\$0	\$0	\$0	0.00
4485 - STATE - PUBLIC SAFETY	\$643,760	\$620,000	\$620,000	\$620,000	\$351,998	\$0	\$351,998	56.77
4486 - AB443 - SHERIFF	\$0	\$44,274	\$44,274	\$90,074	\$4,400	\$0	\$4,400	4.88
4488 - CITIZEN OPTION - PUBLIC	\$96,326	\$132,000	\$136,800	\$155,466	\$63,263	\$0	\$63,263	40.69
4497 - STATE MANDATE PROGRAMS	\$606	\$0	\$0	\$0	\$669	\$0	\$669	0.00
4499 - STATE OTHER	\$4,355	\$10,000	\$10,000	\$10,000	\$0	\$0	\$0	0.00
AID FROM OTHER GOVT AGENCIES	\$745,047	\$806,274	\$811,074	\$875,540	\$420,331	\$0	\$420,331	48.00
4693 - FOREST SERVICE	\$3,330	\$17,000	\$17,000	\$17,000	\$0	\$0	\$0	0.00
4695 - SEARCH & RESCUE	\$0	\$5,000	\$5,000	\$5,000	\$0	\$0	\$0	0.00
4699 - CIVIL PROCESS SERVICE	\$3,148	\$5,000	\$5,000	\$5,000	\$2,330	\$0	\$2,330	46.60
4765 - P.O.S.T.	\$10,640	\$15,000	\$15,000	\$15,000	\$8,889	\$0	\$8,889	59.26
4809 - WRAP FEES	\$0	\$1,000	\$1,000	\$1,000	\$75	\$0	\$75	7.50
4819 - SERVICES & FEES	\$566	\$300	\$1,000	\$1,000	\$852	\$0	\$852	85.22
CHARGES FOR CURRENT SERVICES	\$17,685	\$43,300	\$44,000	\$44,000	\$12,147	\$0	\$12,147	27.60
4998 - OPERATING TRANSFERS IN	\$0	\$300,000	\$301,700	\$301,700	\$0	\$0	\$0	0.00
OTHER FINANCING SOURCES	\$0	\$300,000	\$301,700	\$301,700	\$0	\$0	\$0	0.00
4901 - PRIOR YEARS REVENUE	\$42	\$0	\$0	\$0	\$0	\$0	\$0	0.00
4922 - SALES OF COPIES	\$38	\$200	\$200	\$200	\$0	\$0	\$0	0.00
4959 - MISCELLANEOUS REVENUE	\$1,006	\$200	\$400	\$400	\$395	\$0	\$395	98.75
4961 - REIMBURSED EXPENSES	\$0	\$0	\$20	\$20	\$18	\$0	\$18	90.75
4999 - PRIOR YEARS	(\$885)	\$0	\$6,430	\$6,430	\$8,040	\$0	\$8,040	125.04
OTHER REVENUE	\$202	\$400	\$7,050	\$7,050	\$8,453	\$0	\$8,453	119.90
TOTAL REVENUES:	\$781,660	\$1,172,024	\$1,185,874	\$1,250,340	\$454,553	\$0	\$454,553	36.35

COUNTY OF INYO

BUD022BX - BUDGET INFORMATION

BUDGET TO ACTUAL COMPARE - THIRD QUARTER

RUNDATE: 03/31/2018 TODAY'S DATE: 05/02/2018

FOR FISCAL YEARS: 07/01/2017 - 06/30/2018

	YTD ACTUALS 06/30/2017	BOARD APPROVED 06/30/2018	WORKING BUDGET 06/30/2018	THIRD QUARTER 06/30/2018	YTD ACTUALS 06/30/2018	YTD ENC 06/30/2018	YTD ACTUALS + ENC	YTD % w/ ENC 06/30/2018
EXPENSES:								
5001 - SALARIED EMPLOYEES	\$622,643	\$655,715	\$642,538	\$641,288	\$446,608	\$0	\$446,608	69.64
5003 - OVERTIME	\$71,455	\$75,000	\$75,000	\$75,000	\$53,194	\$0	\$53,194	70.92
5005 - HOLIDAY OVERTIME	\$16,096	\$16,591	\$16,591	\$16,591	\$11,411	\$0	\$11,411	68.78
5012 - PART TIME EMPLOYEES	\$137,710	\$161,408	\$161,408	\$161,408	\$85,007	\$0	\$85,007	52.66
5021 - RETIREMENT & SOCIAL	\$65,049	\$68,253	\$68,253	\$68,253	\$46,552	\$0	\$46,552	68.20
5022 - PERS RETIREMENT	\$167,004	\$106,326	\$106,326	\$106,326	\$75,142	\$0	\$75,142	70.67
5024 - RETIREMENT-UNFUNDED LIAB	\$0	\$96,132	\$96,132	\$96,132	\$96,132	\$0	\$96,132	100.00
5031 - MEDICAL INSURANCE	\$108,077	\$114,573	\$114,573	\$114,573	\$86,201	\$0	\$86,201	75.23
5032 - DISABILITY INSURANCE	\$6,113	\$7,084	\$7,084	\$7,084	\$4,691	\$0	\$4,691	66.22
5033 - SHERIFF DEPUTIES DISABILITY	(\$0)	\$0	\$0	\$0	(\$0)	\$0	(\$0)	0.00
5034 - EDUCATION REIMBURSEMENT	\$350	\$700	\$700	\$700	\$350	\$0	\$350	50.00
5042 - SICK LEAVE BUY OUT	\$4,607	\$5,072	\$5,072	\$5,072	\$2,501	\$0	\$2,501	49.32
5043 - OTHER BENEFITS	\$22,372	\$25,680	\$35,680	\$35,680	\$28,189	\$0	\$28,189	79.00
5111 - CLOTHING	\$800	\$800	\$800	\$800	\$600	\$0	\$600	75.00
SALARIES & BENEFITS	\$1,222,281	\$1,333,334	\$1,330,157	\$1,328,907	\$936,583	\$0	\$936,583	70.47
5112 - PERSONAL & SAFETY	\$8,105	\$32,000	\$44,566	\$44,566	\$18,556	\$17,936	\$36,493	81.88
5122 - CELL PHONES	\$9,251	\$12,600	\$10,600	\$10,850	\$6,476	\$0	\$6,476	59.68
5171 - MAINTENANCE OF EQUIPMENT	\$14,235	\$20,000	\$22,828	\$22,828	\$5,592	\$6,659	\$12,252	53.67
5173 - MAINTENANCE OF	\$156	\$1,700	\$1,700	\$700	\$0	\$0	\$0	0.00
5178 - MOTOR POOL FUEL	\$0	\$0	\$0	\$0	\$50	\$0	\$50	0.00
5199 - MAINT OF	\$8	\$200	\$200	\$200	\$0	\$0	\$0	0.00
5232 - OFFICE & OTHER EQUIP < \$5,000	\$156,337	\$21,297	\$35,920	\$78,720	\$10,110	\$11,707	\$21,817	27.71
5263 - ADVERTISING	\$441	\$1,000	\$1,000	\$2,000	\$1,273	\$0	\$1,273	63.65
5265 - PROFESSIONAL & SPECIAL	\$40,531	\$40,284	\$44,778	\$44,778	\$23,915	\$7,673	\$31,588	70.54
5281 - RENTS & LEASES-EQUIPMENT	\$3,956	\$4,000	\$4,000	\$4,000	\$3,300	\$0	\$3,300	82.50
5291 - OFFICE, SPACE & SITE RENTAL	\$39,391	\$49,470	\$49,470	\$49,470	\$30,716	\$10,014	\$40,731	82.33
5311 - GENERAL OPERATING EXPENSE	\$40,435	\$42,625	\$46,063	\$49,063	\$29,789	\$9,429	\$39,219	79.93
5313 - LAW ENFORCEMENT SPECIAL	\$104,574	\$101,822	\$111,771	\$131,437	\$64,427	\$16,976	\$81,403	61.93
5321 - SPECIAL APPROPRIATION	\$5,000	\$5,000	\$5,000	\$5,000	\$5,000	\$0	\$5,000	100.00
5330 - TRAVEL EXPENSE-REQUIRED	\$154,636	\$88,000	\$90,500	\$90,500	\$52,895	\$0	\$52,895	58.44
5331 - TRAVEL EXPENSE	\$0	\$0	\$1,000	\$1,000	\$526	\$0	\$526	52.65
5351 - UTILITIES	\$51,704	\$62,687	\$63,411	\$63,311	\$41,288	\$1,662	\$42,951	67.84
5499 - PRIOR YEAR REFUNDS	\$0	\$0	\$0	\$100	\$0	\$0	\$0	0.00
SERVICES & SUPPLIES	\$628,764	\$482,685	\$532,807	\$598,523	\$293,919	\$82,059	\$375,979	62.81
5121 - INTERNAL CHARGES	\$340	\$1,400	\$1,400	\$1,400	\$64	\$0	\$64	4.57
5123 - TECH REFRESH EXPENSE	\$32,214	\$43,098	\$43,098	\$43,098	\$32,323	\$0	\$32,323	75.00
5128 - INTERNAL SHREDDING	\$575	\$600	\$600	\$600	\$0	\$0	\$0	0.00
5129 - INTERNAL COPY CHARGES	\$3,891	\$3,324	\$3,324	\$3,324	\$1,831	\$0	\$1,831	55.10

COUNTY OF INYO

BUD022BX - BUDGET INFORMATION

BUDGET TO ACTUAL COMPARE - THIRD QUARTER

RUNDATE: 03/31/2018 TODAY'S DATE: 05/02/2018

FOR FISCAL YEARS: 07/01/2017 - 06/30/2018

	YTD ACTUALS 06/30/2017	BOARD APPROVED 06/30/2018	WORKING BUDGET 06/30/2018	THIRD QUARTER 06/30/2018	YTD ACTUALS 06/30/2018	YTD ENC 06/30/2018	YTD ACTUALS + ENC	YTD % w/ ENC 06/30/2018
5152 - WORKERS COMPENSATION	\$18,247	\$17,494	\$17,494	\$17,494	\$13,120	\$0	\$13,120	75.00
5155 - PUBLIC LIABILITY INSURANCE	\$8,790	\$10,652	\$10,652	\$10,652	\$7,989	\$0	\$7,989	75.00
5333 - MOTOR POOL	\$775,855	\$790,000	\$790,000	\$790,000	\$388,028	\$0	\$388,028	49.11
INTERNAL CHARGES *	\$839,913	\$866,568	\$866,568	\$866,568	\$443,357	\$0	\$443,357	51.16
OTHER CHARGES	\$0	\$0	\$0	\$0	\$0	\$0	\$0	0.00
5650 - EQUIPMENT	\$13,469	\$0	\$0	\$0	\$0	\$0	\$0	0.00
FIXED ASSETS	\$13,469	\$0	\$0	\$0	\$0	\$0	\$0	0.00
OTHER FINANCING USES	\$0	\$0	\$0	\$0	\$0	\$0	\$0	0.00
TOTAL EXPENSES:	\$2,704,429	\$2,682,587	\$2,729,532	\$2,793,998	\$1,673,860	\$82,059	\$1,755,919	62.84
NET BUDGET UNIT: 022700 SHERIFF - GENERAL	(\$1,922,769)	(\$1,510,563)	(\$1,543,658)	(\$1,543,658)	(\$1,219,306)	(\$82,059)	(\$1,301,366)	84.30

COUNTY OF INYO

BUD022BX - BUDGET INFORMATION

BUDGET TO ACTUAL COMPARE - THIRD QUARTER

RUNDATE: 03/31/2018 TODAY'S DATE: 05/02/2018

FOR FISCAL YEARS: 07/01/2017 - 06/30/2018

	YTD ACTUALS 06/30/2017	BOARD APPROVED 06/30/2018	WORKING BUDGET 06/30/2018	THIRD QUARTER 06/30/2018	YTD ACTUALS 06/30/2018	YTD ENC 06/30/2018	YTD ACTUALS + ENC	YTD % w/ ENC 06/30/2018
022701 KITCHEN SERVICES								
FUND: 0001 GENERAL FUND								
REVENUES:								
	OTHER REVENUE	\$0	\$0	\$0	\$0	\$0	\$0	0.00
	TOTAL REVENUES:	\$0	\$0	\$0	\$0	\$0	\$0	0.00
EXPENSES:								
5001	- SALARIED EMPLOYEES	\$211,809	\$199,354	\$199,354	\$195,032	\$143,094	\$143,094	73.36
5003	- OVERTIME	\$18,112	\$15,000	\$14,680	\$14,680	\$7,640	\$7,640	52.04
5004	- STANDBY TIME	\$74	\$0	\$0	\$0	(\$4)	(\$4)	0.00
5005	- HOLIDAY OVERTIME	\$2,350	\$3,970	\$3,970	\$3,970	\$1,290	\$1,290	32.51
5012	- PART TIME EMPLOYEES	\$17,178	\$0	\$0	\$0	\$0	\$0	0.00
5021	- RETIREMENT & SOCIAL	\$17,569	\$17,245	\$17,245	\$17,245	\$10,814	\$10,814	62.70
5022	- PERS RETIREMENT	\$51,862	\$31,510	\$31,510	\$31,510	\$22,523	\$22,523	71.48
5024	- RETIREMENT-UNFUNDED LIAB	\$0	\$37,537	\$37,537	\$37,537	\$0	\$37,537	100.00
5031	- MEDICAL INSURANCE	\$54,711	\$66,082	\$66,082	\$66,082	\$47,066	\$47,066	71.22
5032	- DISABILITY INSURANCE	\$1,996	\$2,269	\$2,269	\$2,269	\$1,366	\$1,366	60.23
5033	- SHERIFF DEPUTIES DISABILITY	\$1	\$0	\$20	\$20	(\$1)	(\$1)	-6.60
5042	- SICK LEAVE BUY OUT	\$530	\$2,610	\$2,610	\$1,210	\$803	\$803	66.40
5043	- OTHER BENEFITS	\$1,273	\$720	\$720	\$5,000	\$4,822	\$4,822	96.44
5111	- CLOTHING	\$25	\$0	\$300	\$300	\$73	\$73	24.61
	SALARIES & BENEFITS	\$377,495	\$376,297	\$376,297	\$374,855	\$277,028	\$277,028	73.90
5112	- PERSONAL & SAFETY	\$565	\$4,800	\$4,800	\$4,800	\$610	\$610	12.71
5131	- FOOD & HOUSEHOLD SUPPLIES	\$421,685	\$409,000	\$409,000	\$409,000	\$314,291	\$314,291	76.84
5132	- JAIL-HOUSEHOLD	\$85,474	\$35,000	\$40,813	\$66,313	\$51,287	\$51,287	77.34
5171	- MAINTENANCE OF EQUIPMENT	\$0	\$3,000	\$3,000	\$3,000	\$52	\$52	1.75
5173	- MAINTENANCE OF	\$2,089	\$1,000	\$1,000	\$2,300	\$865	\$865	37.61
5232	- OFFICE & OTHER EQUIP <\$5,000	\$449	\$2,000	\$1,000	\$1,000	\$272	\$272	27.26
5265	- PROFESSIONAL & SPECIAL	\$2,803	\$2,900	\$3,900	\$3,900	\$3,100	\$3,100	79.48
5281	- RENTS & LEASES-EQUIPMENT	\$0	\$1,600	\$1,600	\$1,600	\$0	\$0	0.00
5311	- GENERAL OPERATING EXPENSE	\$536	\$1,530	\$1,530	\$1,530	\$1,256	\$1,256	82.10
5331	- TRAVEL EXPENSE	\$0	\$638	\$638	\$780	\$768	\$768	98.51
	SERVICES & SUPPLIES	\$513,603	\$461,468	\$467,281	\$494,223	\$372,504	\$372,504	75.37
5152	- WORKERS COMPENSATION	\$3,033	\$4,075	\$4,075	\$4,075	\$3,056	\$3,056	75.00
5155	- PUBLIC LIABILITY INSURANCE	\$2,367	\$2,990	\$2,990	\$2,990	\$2,242	\$2,242	75.00
	INTERNAL CHARGES	\$5,400	\$7,065	\$7,065	\$7,065	\$5,298	\$5,298	75.00
	TOTAL EXPENSES:	\$896,499	\$844,830	\$850,643	\$876,143	\$654,831	\$654,831	74.74

COUNTY OF INYO

BUD022BX - BUDGET INFORMATION

BUDGET TO ACTUAL COMPARE - THIRD QUARTER

RUNDATE: 03/31/2018 TODAY'S DATE: 05/02/2018

FOR FISCAL YEARS: 07/01/2017 - 06/30/2018

	YTD ACTUALS 06/30/2017	BOARD APPROVED 06/30/2018	WORKING BUDGET 06/30/2018	THIRD QUARTER 06/30/2018	YTD ACTUALS 06/30/2018	YTD ENC 06/30/2018	YTD ACTUALS + ENC	YTD % w/ ENC 06/30/2018
NET BUDGET UNIT: 022701 KITCHEN SERVICES	(\$896,499)	(\$844,830)	(\$850,643)	(\$876,143)	(\$654,831)	\$0	(\$654,831)	74.74

COUNTY OF INYO

BUD022BX - BUDGET INFORMATION

BUDGET TO ACTUAL COMPARE - THIRD QUARTER

RUNDATE: 03/31/2018 TODAY'S DATE: 05/02/2018

FOR FISCAL YEARS: 07/01/2017 - 06/30/2018

	YTD ACTUALS 06/30/2017	BOARD APPROVED 06/30/2018	WORKING BUDGET 06/30/2018	THIRD QUARTER 06/30/2018	YTD ACTUALS 06/30/2018	YTD ENC 06/30/2018	YTD ACTUALS + ENC	YTD % w/ ENC 06/30/2018
022706 JAIL SECURITY PROJECT								
FUND: 0001 GENERAL FUND								
REVENUES:								
4998 - OPERATING TRANSFERS IN	\$23,130	\$27,605	\$27,606	\$27,606	\$11,565	\$0	\$11,565	41.89
OTHER FINANCING SOURCES	\$23,130	\$27,605	\$27,606	\$27,606	\$11,565	\$0	\$11,565	41.89
TOTAL REVENUES:	\$23,130	\$27,605	\$27,606	\$27,606	\$11,565	\$0	\$11,565	41.89
EXPENSES:								
5265 - PROFESSIONAL & SPECIAL	\$23,130	\$27,605	\$27,606	\$27,606	\$21,112	\$5,782	\$26,895	97.42
SERVICES & SUPPLIES	\$23,130	\$27,605	\$27,606	\$27,606	\$21,112	\$5,782	\$26,895	97.42
FIXED ASSETS	\$0	\$0	\$0	\$0	\$0	\$0	\$0	0.00
TOTAL EXPENSES:	\$23,130	\$27,605	\$27,606	\$27,606	\$21,112	\$5,782	\$26,895	97.42
NET BUDGET UNIT: 022706 JAIL SECURITY PROJECT	\$0	\$0	\$0	\$0	(\$9,547)	(\$5,782)	(\$15,330)	0.00

COUNTY OF INYO

BUD022BX - BUDGET INFORMATION

BUDGET TO ACTUAL COMPARE - THIRD QUARTER

RUNDATE: 03/31/2018 TODAY'S DATE: 05/02/2018

FOR FISCAL YEARS: 07/01/2017 - 06/30/2018

	YTD ACTUALS 06/30/2017	BOARD APPROVED 06/30/2018	WORKING BUDGET 06/30/2018	THIRD QUARTER 06/30/2018	YTD ACTUALS 06/30/2018	YTD ENC 06/30/2018	YTD ACTUALS + ENC	YTD % w/ ENC 06/30/2018
022710 SHERIFF - SAFETY PERSONNEL								
FUND: 0001 GENERAL FUND								
REVENUES:								
AID FROM OTHER GOVT AGENCIES	\$0	\$0	\$0	\$0	\$0	\$0	\$0	0.00
4821 - INTRA COUNTY CHARGES	\$63,971	\$75,000	\$75,000	\$75,000	\$45,000	\$0	\$45,000	60.00
CHARGES FOR CURRENT SERVICES	\$63,971	\$75,000	\$75,000	\$75,000	\$45,000	\$0	\$45,000	60.00
4998 - OPERATING TRANSFERS IN	\$6,938	\$0	\$0	\$0	\$0	\$0	\$0	0.00
OTHER FINANCING SOURCES	\$6,938	\$0	\$0	\$0	\$0	\$0	\$0	0.00
OTHER REVENUE	\$0	\$0	\$0	\$0	\$0	\$0	\$0	0.00
TOTAL REVENUES:	<u>\$70,909</u>	<u>\$75,000</u>	<u>\$75,000</u>	<u>\$75,000</u>	<u>\$45,000</u>	<u>\$0</u>	<u>\$45,000</u>	<u>60.00</u>
EXPENSES:								
5001 - SALARIED EMPLOYEES	\$2,055,374	\$2,035,857	\$2,032,857	\$2,032,857	\$1,475,231	\$0	\$1,475,231	72.56
5003 - OVERTIME	\$308,499	\$265,000	\$265,000	\$265,000	\$192,375	\$0	\$192,375	72.59
5004 - STANDBY TIME	\$8,172	\$11,275	\$11,275	\$11,275	\$4,711	\$0	\$4,711	41.78
5006 - 4850 TIME - WORKERS COMP	\$5	\$6,000	\$6,000	\$6,000	(\$117)	\$0	(\$117)	-1.95
5021 - RETIREMENT & SOCIAL	\$33,466	\$136,200	\$136,200	\$136,200	\$22,927	\$0	\$22,927	16.83
5022 - PERS RETIREMENT	\$600,722	\$559,454	\$559,454	\$559,454	\$414,543	\$0	\$414,543	74.09
5023 - RETIREMENT SAFETY-SIDE	\$211,414	\$220,665	\$220,665	\$220,665	\$165,498	\$0	\$165,498	75.00
5024 - RETIREMENT-UNFUNDED LIAB	\$316,196	\$566,027	\$566,027	\$566,027	\$566,027	\$0	\$566,027	100.00
5031 - MEDICAL INSURANCE	\$376,361	\$421,735	\$421,735	\$421,735	\$276,401	\$0	\$276,401	65.53
5032 - DISABILITY INSURANCE	\$19,905	\$20,479	\$20,479	\$20,479	\$14,096	\$0	\$14,096	68.83
5033 - SHERIFF DEPUTIES DISABILITY	\$6,618	\$6,706	\$6,706	\$6,706	\$5,096	\$0	\$5,096	76.00
5034 - EDUCATION REIMBURSEMENT	\$0	\$700	\$700	\$700	\$0	\$0	\$0	0.00
5042 - SICK LEAVE BUY OUT	\$38,279	\$0	\$0	\$0	\$0	\$0	\$0	0.00
5043 - OTHER BENEFITS	\$83,242	\$50,000	\$53,000	\$53,000	\$45,137	\$0	\$45,137	85.16
5111 - CLOTHING	\$24,903	\$28,000	\$28,000	\$28,000	\$17,990	\$0	\$17,990	64.25
SALARIES & BENEFITS	<u>\$4,083,161</u>	<u>\$4,328,098</u>	<u>\$4,328,098</u>	<u>\$4,328,098</u>	<u>\$3,199,918</u>	<u>\$0</u>	<u>\$3,199,918</u>	<u>73.93</u>
SERVICES & SUPPLIES	\$0	\$0	\$0	\$0	\$0	\$0	\$0	0.00
5152 - WORKERS COMPENSATION	\$142,418	\$193,046	\$193,046	\$193,046	\$144,784	\$0	\$144,784	75.00
5155 - PUBLIC LIABILITY INSURANCE	\$56,257	\$66,013	\$66,013	\$66,013	\$49,509	\$0	\$49,509	75.00
INTERNAL CHARGES	\$198,675	\$259,059	\$259,059	\$259,059	\$194,294	\$0	\$194,294	75.00
OTHER CHARGES	\$0	\$0	\$0	\$0	\$0	\$0	\$0	0.00
TOTAL EXPENSES:	<u>\$4,281,837</u>	<u>\$4,587,157</u>	<u>\$4,587,157</u>	<u>\$4,587,157</u>	<u>\$3,394,213</u>	<u>\$0</u>	<u>\$3,394,213</u>	<u>73.99</u>

COUNTY OF INYO

BUD022BX - BUDGET INFORMATION

BUDGET TO ACTUAL COMPARE - THIRD QUARTER

RUNDATE: 03/31/2018 TODAY'S DATE: 05/02/2018

FOR FISCAL YEARS: 07/01/2017 - 06/30/2018

	YTD ACTUALS 06/30/2017	BOARD APPROVED 06/30/2018	WORKING BUDGET 06/30/2018	THIRD QUARTER 06/30/2018	YTD ACTUALS 06/30/2018	YTD ENC 06/30/2018	YTD ACTUALS + ENC	YTD % w/ ENC 06/30/2018
NET BUDGET UNIT: 022710 SHERIFF - SAFETY PERSONNEL	(\$4,210,927)	(\$4,512,157)	(\$4,512,157)	(\$4,512,157)	(\$3,349,213)	\$0	(\$3,349,213)	74.22

COUNTY OF INYO

BUD022BX - BUDGET INFORMATION

BUDGET TO ACTUAL COMPARE - THIRD QUARTER

RUNDATE: 03/31/2018 TODAY'S DATE: 05/02/2018

FOR FISCAL YEARS: 07/01/2017 - 06/30/2018

	YTD ACTUALS 06/30/2017	BOARD APPROVED 06/30/2018	WORKING BUDGET 06/30/2018	THIRD QUARTER 06/30/2018	YTD ACTUALS 06/30/2018	YTD ENC 06/30/2018	YTD ACTUALS + ENC	YTD % w/ ENC 06/30/2018
022900 JAIL - GENERAL								
FUND: 0001 GENERAL FUND								
REVENUES:								
TAXES - SALES	\$0	\$0	\$0	\$0	\$0	\$0	\$0	0.00
LICENSES & PERMITS	\$0	\$0	\$0	\$0	\$0	\$0	\$0	0.00
FINES & FORFEITURES	\$0	\$0	\$0	\$0	\$0	\$0	\$0	0.00
4485 - STATE - PUBLIC SAFETY	\$445,922	\$450,000	\$450,000	\$450,000	\$243,823	\$0	\$243,823	54.18
4486 - AB443 - SHERIFF	\$240,494	\$271,490	\$271,490	\$271,490	\$0	\$0	\$0	0.00
4488 - CITIZEN OPTION - PUBLIC	\$11,620	\$10,000	\$10,000	\$10,000	\$6,996	\$0	\$6,996	69.96
AID FROM OTHER GOVT AGENCIES	\$698,036	\$731,490	\$731,490	\$731,490	\$250,820	\$0	\$250,820	34.28
4676 - RESTITUTION	\$133	\$0	\$0	\$0	\$84	\$0	\$84	0.00
4691 - JAIL BOOKING FEES	\$3,541	\$3,500	\$3,500	\$3,500	\$2,348	\$0	\$2,348	67.08
4819 - SERVICES & FEES	\$800	\$0	\$0	\$0	\$0	\$0	\$0	0.00
4821 - INTRA COUNTY CHARGES	\$115,006	\$163,200	\$163,200	\$163,200	\$62,004	\$0	\$62,004	37.99
CHARGES FOR CURRENT SERVICES	\$119,481	\$166,700	\$166,700	\$166,700	\$64,437	\$0	\$64,437	38.65
4998 - OPERATING TRANSFERS IN	\$22,884	\$22,884	\$22,884	\$22,884	\$11,442	\$0	\$11,442	50.00
OTHER FINANCING SOURCES	\$22,884	\$22,884	\$22,884	\$22,884	\$11,442	\$0	\$11,442	50.00
4959 - MISCELLANEOUS REVENUE	\$3,502	\$2,000	\$2,000	\$2,000	\$2,000	\$0	\$2,000	100.00
OTHER REVENUE	\$3,502	\$2,000	\$2,000	\$2,000	\$2,000	\$0	\$2,000	100.00
TOTAL REVENUES:	<u>\$843,904</u>	<u>\$923,074</u>	<u>\$923,074</u>	<u>\$923,074</u>	<u>\$328,700</u>	<u>\$0</u>	<u>\$328,700</u>	<u>35.60</u>
EXPENSES:								
5001 - SALARIED EMPLOYEES	\$1,126,710	\$1,154,865	\$1,119,312	\$1,102,253	\$756,619	\$0	\$756,619	68.64
5003 - OVERTIME	\$74,183	\$97,765	\$97,765	\$97,765	\$68,116	\$0	\$68,116	69.67
5005 - HOLIDAY OVERTIME	\$58,067	\$0	\$0	\$0	\$0	\$0	\$0	0.00
5021 - RETIREMENT & SOCIAL	\$95,346	\$94,997	\$94,997	\$94,997	\$62,968	\$0	\$62,968	66.28
5022 - PERS RETIREMENT	\$270,994	\$149,604	\$149,604	\$149,604	\$98,310	\$0	\$98,310	65.71
5024 - RETIREMENT-UNFUNDED LIAB	\$0	\$219,731	\$219,731	\$219,731	\$219,731	\$0	\$219,731	100.00
5031 - MEDICAL INSURANCE	\$245,037	\$284,655	\$284,655	\$284,655	\$179,349	\$0	\$179,349	63.00
5032 - DISABILITY INSURANCE	\$10,830	\$12,685	\$12,685	\$12,685	\$7,417	\$0	\$7,417	58.47
5033 - SHERIFF DEPUTIES DISABILITY	(\$0)	\$0	\$0	\$0	(\$0)	\$0	(\$0)	0.00
5034 - EDUCATION REIMBURSEMENT	\$700	\$700	\$700	\$700	\$0	\$0	\$0	0.00
5042 - SICK LEAVE BUY OUT	\$13,264	\$0	\$0	\$0	\$0	\$0	\$0	0.00
5043 - OTHER BENEFITS	\$16,301	\$4,800	\$30,000	\$35,000	\$31,412	\$0	\$31,412	89.75
5111 - CLOTHING	\$18,725	\$22,000	\$22,000	\$22,000	\$10,774	\$0	\$10,774	48.97

COUNTY OF INYO

BUD022BX - BUDGET INFORMATION

BUDGET TO ACTUAL COMPARE - THIRD QUARTER

RUNDATE: 03/31/2018 TODAY'S DATE: 05/02/2018

FOR FISCAL YEARS: 07/01/2017 - 06/30/2018

	YTD ACTUALS 06/30/2017	BOARD APPROVED 06/30/2018	WORKING BUDGET 06/30/2018	THIRD QUARTER 06/30/2018	YTD ACTUALS 06/30/2018	YTD ENC 06/30/2018	YTD ACTUALS + ENC	YTD % w/ ENC 06/30/2018
SALARIES & BENEFITS	\$1,930,163	\$2,041,802	\$2,031,449	\$2,019,390	\$1,434,699	\$0	\$1,434,699	71.04
5112 - PERSONAL & SAFETY	\$23,180	\$12,200	\$19,101	\$19,101	\$11,145	\$3,150	\$14,296	74.84
5114 - INMATE CLOTHING	\$6,013	\$15,000	\$15,000	\$15,000	\$6,256	\$0	\$6,256	41.71
5132 - JAIL-HOUSEHOLD	\$119	\$27,500	\$27,500	\$2,000	\$613	\$0	\$613	30.67
5171 - MAINTENANCE OF EQUIPMENT	\$122	\$1,000	\$1,000	\$1,000	\$0	\$0	\$0	0.00
5173 - MAINTENANCE OF	\$373	\$750	\$750	\$750	\$0	\$0	\$0	0.00
5232 - OFFICE & OTHER EQUIP < \$5,000	\$6,237	\$7,500	\$8,082	\$8,082	\$5,703	\$120	\$5,823	72.06
5265 - PROFESSIONAL & SPECIAL	\$35,641	\$44,775	\$50,131	\$50,131	\$27,768	\$15,058	\$42,826	85.43
5281 - RENTS & LEASES-EQUIPMENT	\$0	\$1,000	\$1,000	\$1,000	\$0	\$0	\$0	0.00
5311 - GENERAL OPERATING EXPENSE	\$13,319	\$11,100	\$15,000	\$16,059	\$9,761	\$1,768	\$11,529	71.79
5313 - LAW ENFORCEMENT SPECIAL	\$3,527	\$12,772	\$12,772	\$12,772	\$5,926	\$0	\$5,926	46.40
5330 - TRAVEL EXPENSE-REQUIRED	\$43,798	\$23,140	\$25,000	\$35,000	\$25,123	\$0	\$25,123	71.78
5331 - TRAVEL EXPENSE	\$0	\$0	\$1,000	\$2,000	\$1,355	\$0	\$1,355	67.76
SERVICES & SUPPLIES	\$132,334	\$156,737	\$176,336	\$162,895	\$93,655	\$20,097	\$113,753	69.83
5121 - INTERNAL CHARGES	\$113	\$0	\$0	\$0	\$0	\$0	\$0	0.00
5123 - TECH REFRESH EXPENSE	\$19,594	\$23,000	\$23,000	\$23,000	\$17,250	\$0	\$17,250	75.00
5128 - INTERNAL SHREDDING	\$862	\$900	\$900	\$900	\$0	\$0	\$0	0.00
5129 - INTERNAL COPY CHARGES	\$1,918	\$1,616	\$1,616	\$1,616	\$927	\$0	\$927	57.38
5152 - WORKERS COMPENSATION	\$25,264	\$37,853	\$37,853	\$37,853	\$28,389	\$0	\$28,389	75.00
5155 - PUBLIC LIABILITY INSURANCE	\$23,514	\$61,455	\$61,455	\$61,455	\$46,091	\$0	\$46,091	75.00
INTERNAL CHARGES	\$71,267	\$124,824	\$124,824	\$124,824	\$92,658	\$0	\$92,658	74.23
FIXED ASSETS	\$0	\$0	\$0	\$0	\$0	\$0	\$0	0.00
TOTAL EXPENSES:	\$2,133,765	\$2,323,363	\$2,332,609	\$2,307,109	\$1,621,013	\$20,097	\$1,641,111	71.13
NET BUDGET UNIT: 022900 JAIL - GENERAL	(\$1,289,860)	(\$1,400,289)	(\$1,409,535)	(\$1,384,035)	(\$1,292,313)	(\$20,097)	(\$1,312,411)	94.82

COUNTY OF INYO

BUD022BX - BUDGET INFORMATION

BUDGET TO ACTUAL COMPARE - THIRD QUARTER

RUNDATE: 03/31/2018 TODAY'S DATE: 05/02/2018

FOR FISCAL YEARS: 07/01/2017 - 06/30/2018

	YTD ACTUALS 06/30/2017	BOARD APPROVED 06/30/2018	WORKING BUDGET 06/30/2018	THIRD QUARTER 06/30/2018	YTD ACTUALS 06/30/2018	YTD ENC 06/30/2018	YTD ACTUALS + ENC	YTD % w/ ENC 06/30/2018
022910 JAIL - SAFETY PERSONNEL								
FUND: 0001 GENERAL FUND								
REVENUES:								
4460 - REALIGNMENT - 2011	\$278,135	\$333,456	\$333,456	\$333,456	\$131,691	\$0	\$131,691	39.49
AID FROM OTHER GOVT AGENCIES	\$278,135	\$333,456	\$333,456	\$333,456	\$131,691	\$0	\$131,691	39.49
4825 - OTHER CURRENT CHARGES	\$3,958	\$4,000	\$4,000	\$4,000	\$2,487	\$0	\$2,487	62.19
CHARGES FOR CURRENT SERVICES	\$3,958	\$4,000	\$4,000	\$4,000	\$2,487	\$0	\$2,487	62.19
TOTAL REVENUES:	\$282,093	\$337,456	\$337,456	\$337,456	\$134,178	\$0	\$134,178	39.76
EXPENSES:								
5001 - SALARIED EMPLOYEES	\$879,933	\$911,316	\$911,316	\$911,316	\$652,941	\$0	\$652,941	71.64
5003 - OVERTIME	\$88,620	\$81,043	\$108,865	\$108,865	\$86,448	\$0	\$86,448	79.40
5004 - STANDBY TIME	\$3,487	\$11,275	\$5,000	\$5,000	\$2,886	\$0	\$2,886	57.72
5006 - 4850 TIME - WORKERS COMP	\$0	\$3,000	\$3,000	\$3,000	\$0	\$0	\$0	0.00
5021 - RETIREMENT & SOCIAL	\$14,062	\$61,547	\$40,000	\$40,000	\$10,497	\$0	\$10,497	26.24
5022 - PERS RETIREMENT	\$254,786	\$245,455	\$245,455	\$245,455	\$182,866	\$0	\$182,866	74.50
5023 - RETIREMENT SAFETY-SIDE	\$86,054	\$89,815	\$89,815	\$89,815	\$67,361	\$0	\$67,361	75.00
5024 - RETIREMENT-UNFUNDED LIAB	\$128,705	\$251,567	\$251,567	\$251,567	\$251,567	\$0	\$251,567	100.00
5031 - MEDICAL INSURANCE	\$168,571	\$179,000	\$179,000	\$179,000	\$141,149	\$0	\$141,149	78.85
5032 - DISABILITY INSURANCE	\$8,446	\$10,148	\$10,148	\$10,148	\$6,391	\$0	\$6,391	62.97
5033 - SHERIFF DEPUTIES DISABILITY	\$2,910	\$3,069	\$3,069	\$3,069	\$2,203	\$0	\$2,203	71.78
5034 - EDUCATION REIMBURSEMENT	\$0	\$700	\$700	\$700	\$0	\$0	\$0	0.00
5042 - SICK LEAVE BUY OUT	\$9,886	\$0	\$0	\$0	\$0	\$0	\$0	0.00
5043 - OTHER BENEFITS	\$10,549	\$25,000	\$25,000	\$25,000	\$1,089	\$0	\$1,089	4.35
5111 - CLOTHING	\$9,931	\$12,000	\$12,000	\$12,000	\$8,149	\$0	\$8,149	67.91
SALARIES & BENEFITS	\$1,665,943	\$1,884,935	\$1,884,935	\$1,884,935	\$1,413,552	\$0	\$1,413,552	74.99
SERVICES & SUPPLIES	\$0	\$0	\$0	\$0	\$0	\$0	\$0	0.00
5152 - WORKERS COMPENSATION	\$45,052	\$105,356	\$105,356	\$105,356	\$79,017	\$0	\$79,017	75.00
5155 - PUBLIC LIABILITY INSURANCE	\$9,024	\$11,661	\$11,661	\$11,661	\$8,745	\$0	\$8,745	75.00
INTERNAL CHARGES	\$54,076	\$117,017	\$117,017	\$117,017	\$87,762	\$0	\$87,762	75.00
FIXED ASSETS	\$0	\$0	\$0	\$0	\$0	\$0	\$0	0.00
TOTAL EXPENSES:	\$1,720,020	\$2,001,952	\$2,001,952	\$2,001,952	\$1,501,314	\$0	\$1,501,314	74.99
NET BUDGET UNIT: 022910 JAIL - SAFETY PERSONNEL	(\$1,437,927)	(\$1,664,496)	(\$1,664,496)	(\$1,664,496)	(\$1,367,136)	\$0	(\$1,367,136)	82.13

COUNTY OF INYO

BUD022BX - BUDGET INFORMATION

BUDGET TO ACTUAL COMPARE - THIRD QUARTER

RUNDATE: 03/31/2018 TODAY'S DATE: 05/02/2018

FOR FISCAL YEARS: 07/01/2017 - 06/30/2018

	YTD ACTUALS 06/30/2017	BOARD APPROVED 06/30/2018	WORKING BUDGET 06/30/2018	THIRD QUARTER 06/30/2018	YTD ACTUALS 06/30/2018	YTD ENC 06/30/2018	YTD ACTUALS + ENC	YTD % w/ ENC 06/30/2018
022920 JAIL - STC								
FUND: 0001 GENERAL FUND								
REVENUES:								
4483 - STANDARDS & TRAIN FOR	\$12,788	\$14,280	\$7,540	\$7,540	\$8,699	\$0	\$8,699	115.37
AID FROM OTHER GOVT AGENCIES	\$12,788	\$14,280	\$7,540	\$7,540	\$8,699	\$0	\$8,699	115.37
OTHER REVENUE	\$0	\$0	\$0	\$0	\$0	\$0	\$0	0.00
TOTAL REVENUES:	\$12,788	\$14,280	\$7,540	\$7,540	\$8,699	\$0	\$8,699	115.37
EXPENSES:								
5330 - TRAVEL EXPENSE-REQUIRED	\$15,633	\$46,851	\$40,111	\$40,111	\$15,306	\$0	\$15,306	38.16
SERVICES & SUPPLIES	\$15,633	\$46,851	\$40,111	\$40,111	\$15,306	\$0	\$15,306	38.16
FIXED ASSETS	\$0	\$0	\$0	\$0	\$0	\$0	\$0	0.00
TOTAL EXPENSES:	\$15,633	\$46,851	\$40,111	\$40,111	\$15,306	\$0	\$15,306	38.16
NET BUDGET UNIT: 022920 JAIL - STC	(\$2,845)	(\$32,571)	(\$32,571)	(\$32,571)	(\$6,607)	\$0	(\$6,607)	20.28

COUNTY OF INYO
BUD022BX - BUDGET INFORMATION
BUDGET TO ACTUAL COMPARE - THIRD QUARTER

RUNDATE: 03/31/2018 TODAY'S DATE: 05/02/2018
 FOR FISCAL YEARS: 07/01/2017 - 06/30/2018

		YTD ACTUALS 06/30/2017	BOARD APPROVED 06/30/2018	WORKING BUDGET 06/30/2018	THIRD QUARTER 06/30/2018	YTD ACTUALS 06/30/2018	YTD ENC 06/30/2018	YTD ACTUALS + ENC	YTD % w/ ENC 06/30/2018
022950 JAIL - CAD RMS PROJECT									
FUND: 0001 GENERAL FUND									
REVENUES:									
	AID FROM OTHER GOVT AGENCIES	\$0	\$0	\$0	\$0	\$0	\$0	\$0	0.00
4998	- OPERATING TRANSFERS IN	\$23,865	\$23,865	\$24,392	\$24,392	\$0	\$0	\$0	0.00
	OTHER FINANCING SOURCES	\$23,865	\$23,865	\$24,392	\$24,392	\$0	\$0	\$0	0.00
	TOTAL REVENUES:	\$23,865	\$23,865	\$24,392	\$24,392	\$0	\$0	\$0	0.00
EXPENSES:									
5265	- PROFESSIONAL & SPECIAL	\$23,865	\$23,865	\$24,392	\$24,392	\$22,588	\$0	\$22,588	92.60
	SERVICES & SUPPLIES	\$23,865	\$23,865	\$24,392	\$24,392	\$22,588	\$0	\$22,588	92.60
	INTERNAL CHARGES	\$0	\$0	\$0	\$0	\$0	\$0	\$0	0.00
	FIXED ASSETS	\$0	\$0	\$0	\$0	\$0	\$0	\$0	0.00
	TOTAL EXPENSES:	\$23,865	\$23,865	\$24,392	\$24,392	\$22,588	\$0	\$22,588	92.60
NET BUDGET UNIT:	022950 JAIL - CAD RMS PROJECT	\$0	\$0	\$0	\$0	(\$22,588)	\$0	(\$22,588)	0.00

COUNTY OF INYO

BUD022BX - BUDGET INFORMATION

BUDGET TO ACTUAL COMPARE - THIRD QUARTER

RUNDATE: 03/31/2018 TODAY'S DATE: 05/02/2018

FOR FISCAL YEARS: 07/01/2017 - 06/30/2018

	YTD ACTUALS 06/30/2017	BOARD APPROVED 06/30/2018	WORKING BUDGET 06/30/2018	THIRD QUARTER 06/30/2018	YTD ACTUALS 06/30/2018	YTD ENC 06/30/2018	YTD ACTUALS + ENC	YTD % w/ ENC 06/30/2018
023000 PROBATION - GENERAL								
FUND: 0001 GENERAL FUND								
REVENUES:								
TAXES - PROPERTY	\$0	\$0	\$0	\$0	\$0	\$0	\$0	0.00
TAXES - SALES	\$0	\$0	\$0	\$0	\$0	\$0	\$0	0.00
LICENSES & PERMITS	\$0	\$0	\$0	\$0	\$0	\$0	\$0	0.00
4214 - SUPERIOR COURT FINES	\$8	\$0	\$5	\$8	\$8	\$0	\$8	100.87
FINES & FORFEITURES	\$8	\$0	\$5	\$8	\$8	\$0	\$8	100.87
4483 - STANDARDS & TRAIN FOR	\$4,488	\$5,100	\$5,712	\$4,590	\$4,267	\$0	\$4,267	92.96
4485 - STATE - PUBLIC SAFETY	\$175,817	\$165,000	\$165,000	\$165,000	\$96,134	\$0	\$96,134	58.26
4489 - JUVENILE JUSTICE	\$64,944	\$53,067	\$53,067	\$53,067	\$23,530	\$0	\$23,530	44.34
4498 - STATE GRANTS	\$3,121	\$15,000	\$11,879	\$11,879	\$2,319	\$0	\$2,319	19.52
4499 - STATE OTHER	\$149,885	\$225,577	\$225,577	\$225,577	\$105,187	\$0	\$105,187	46.63
4552 - FEDERAL OTHER	\$2,488	\$1,500	\$1,500	\$1,500	\$1,531	\$0	\$1,531	102.10
AID FROM OTHER GOVT AGENCIES	\$400,745	\$465,244	\$462,735	\$461,613	\$232,970	\$0	\$232,970	50.46
4673 - COST OF PROBATION	\$19,175	\$20,000	\$20,000	\$20,000	\$15,405	\$0	\$15,405	77.02
4676 - RESTITUTION	\$0	\$0	\$54	\$54	\$54	\$0	\$54	101.25
4677 - ELECTRONIC MONITORING	\$9,668	\$15,000	\$15,000	\$15,000	\$5,536	\$0	\$5,536	36.91
4812 - NSF CHARGES	\$0	\$0	\$0	\$25	\$25	\$0	\$25	100.00
4819 - SERVICES & FEES	\$3,105	\$1,300	\$1,300	\$2,394	\$50	\$0	\$50	2.08
4821 - INTRA COUNTY CHARGES	\$64,236	\$213,438	\$213,438	\$213,438	\$28,350	\$0	\$28,350	13.28
CHARGES FOR CURRENT SERVICES	\$96,186	\$249,738	\$249,792	\$250,911	\$49,422	\$0	\$49,422	19.69
OTHER FINANCING SOURCES	\$0	\$0	\$0	\$0	\$0	\$0	\$0	0.00
OTHER REVENUE	\$0	\$0	\$0	\$0	\$0	\$0	\$0	0.00
TOTAL REVENUES:	\$496,940	\$714,982	\$712,532	\$712,532	\$282,401	\$0	\$282,401	39.63
EXPENSES:								
5001 - SALARIED EMPLOYEES	\$729,060	\$757,122	\$757,122	\$752,757	\$552,205	\$0	\$552,205	73.35
5003 - OVERTIME	\$10,740	\$8,000	\$8,000	\$11,000	\$8,050	\$0	\$8,050	73.18
5004 - STANDBY TIME	\$0	\$0	\$0	\$0	\$3,392	\$0	\$3,392	0.00
5005 - HOLIDAY OVERTIME	\$0	\$0	\$0	\$141	\$141	\$0	\$141	100.16
5021 - RETIREMENT & SOCIAL	\$56,826	\$59,831	\$59,831	\$59,831	\$44,223	\$0	\$44,223	73.91
5022 - PERS RETIREMENT	\$189,088	\$115,500	\$115,500	\$115,500	\$88,814	\$0	\$88,814	76.89
5024 - RETIREMENT-UNFUNDED LIAB	\$0	\$109,865	\$109,865	\$109,865	\$109,865	\$0	\$109,865	100.00

COUNTY OF INYO

BUD022BX - BUDGET INFORMATION

BUDGET TO ACTUAL COMPARE - THIRD QUARTER

RUNDATE: 03/31/2018 TODAY'S DATE: 05/02/2018

FOR FISCAL YEARS: 07/01/2017 - 06/30/2018

	YTD ACTUALS 06/30/2017	BOARD APPROVED 06/30/2018	WORKING BUDGET 06/30/2018	THIRD QUARTER 06/30/2018	YTD ACTUALS 06/30/2018	YTD ENC 06/30/2018	YTD ACTUALS + ENC	YTD % w/ ENC 06/30/2018
5031 - MEDICAL INSURANCE	\$126,540	\$131,117	\$131,117	\$131,117	\$95,773	\$0	\$95,773	73.04
5032 - DISABILITY INSURANCE	\$6,442	\$7,459	\$7,459	\$7,459	\$5,143	\$0	\$5,143	68.95
5034 - EDUCATION REIMBURSEMENT	\$217	\$350	\$0	\$0	\$0	\$0	\$0	0.00
5042 - SICK LEAVE BUY OUT	\$7,771	\$4,838	\$4,838	\$5,222	\$5,222	\$0	\$5,222	100.01
5043 - OTHER BENEFITS	\$11,887	\$20,160	\$20,160	\$21,000	\$15,122	\$0	\$15,122	72.01
SALARIES & BENEFITS	\$1,138,575	\$1,214,242	\$1,213,892	\$1,213,892	\$927,954	\$0	\$927,954	76.44
5112 - PERSONAL & SAFETY	\$3,840	\$7,000	\$7,000	\$7,000	\$2,414	\$0	\$2,414	34.49
5122 - CELL PHONES	\$3,287	\$2,652	\$3,571	\$3,571	\$2,540	\$0	\$2,540	71.14
5232 - OFFICE & OTHER EQUIP < \$5,000	\$6,828	\$4,280	\$4,280	\$4,280	\$1,482	\$0	\$1,482	34.63
5265 - PROFESSIONAL & SPECIAL	\$80,224	\$130,167	\$151,422	\$149,702	\$32,647	\$51,877	\$84,525	56.46
5291 - OFFICE, SPACE & SITE RENTAL	\$69,030	\$73,015	\$73,015	\$73,065	\$58,611	\$9,588	\$68,200	93.34
5311 - GENERAL OPERATING EXPENSE	\$49,850	\$68,485	\$72,877	\$72,877	\$35,635	\$22,555	\$58,191	79.84
5331 - TRAVEL EXPENSE	\$8,251	\$17,303	\$17,303	\$17,303	\$13,516	\$0	\$13,516	78.11
5351 - UTILITIES	\$18,421	\$18,778	\$18,778	\$20,448	\$12,030	\$0	\$12,030	58.83
SERVICES & SUPPLIES	\$239,736	\$321,680	\$348,246	\$348,246	\$158,879	\$84,022	\$242,901	69.75
5121 - INTERNAL CHARGES	\$200	\$425	\$425	\$425	\$180	\$0	\$180	42.54
5123 - TECH REFRESH EXPENSE	\$10,413	\$12,730	\$12,730	\$12,730	\$9,547	\$0	\$9,547	75.00
5128 - INTERNAL SHREDDING	\$918	\$960	\$960	\$960	\$0	\$0	\$0	0.00
5129 - INTERNAL COPY CHARGES	\$4,829	\$4,324	\$4,324	\$4,324	\$2,764	\$0	\$2,764	63.93
5152 - WORKERS COMPENSATION	\$15,725	\$19,864	\$19,864	\$19,864	\$14,897	\$0	\$14,897	75.00
5155 - PUBLIC LIABILITY INSURANCE	\$8,574	\$9,160	\$9,160	\$9,160	\$6,870	\$0	\$6,870	75.00
5333 - MOTOR POOL	\$25,536	\$23,732	\$23,732	\$23,732	\$14,512	\$0	\$14,512	61.15
INTERNAL CHARGES	\$66,196	\$71,195	\$71,195	\$71,195	\$48,773	\$0	\$48,773	68.50
5539 - OTHER AGENCY	\$3,121	\$15,000	\$11,879	\$11,879	\$2,319	\$9,558	\$11,878	100.00
OTHER CHARGES	\$3,121	\$15,000	\$11,879	\$11,879	\$2,319	\$9,558	\$11,878	100.00
FIXED ASSETS	\$0	\$0	\$0	\$0	\$0	\$0	\$0	0.00
TOTAL EXPENSES:	\$1,447,629	\$1,622,117	\$1,645,212	\$1,645,212	\$1,137,926	\$93,581	\$1,231,507	74.85
NET BUDGET UNIT: 023000 PROBATION - GENERAL	(\$950,689)	(\$907,135)	(\$932,680)	(\$932,680)	(\$855,525)	(\$93,581)	(\$949,106)	101.76

COUNTY OF INYO

BUD022BX - BUDGET INFORMATION

BUDGET TO ACTUAL COMPARE - THIRD QUARTER

RUNDATE: 03/31/2018 TODAY'S DATE: 05/02/2018

FOR FISCAL YEARS: 07/01/2017 - 06/30/2018

	YTD ACTUALS 06/30/2017	BOARD APPROVED 06/30/2018	WORKING BUDGET 06/30/2018	THIRD QUARTER 06/30/2018	YTD ACTUALS 06/30/2018	YTD ENC 06/30/2018	YTD ACTUALS + ENC	YTD % w/ ENC 06/30/2018
023100 JUVENILE INSTITUTIONS								
FUND: 0001 GENERAL FUND								
REVENUES:								
TAXES - PROPERTY	\$0	\$0	\$0	\$0	\$0	\$0	\$0	0.00
LICENSES & PERMITS	\$0	\$0	\$0	\$0	\$0	\$0	\$0	0.00
FINES & FORFEITURES	\$0	\$0	\$0	\$0	\$0	\$0	\$0	0.00
4420 - SOCIAL SERVICE REALIGNMENT	\$15,389	\$76,435	\$76,435	\$76,435	\$19,108	\$0	\$19,108	25.00
4460 - REALIGNMENT - 2011	\$0	\$17,578	\$17,578	\$17,578	\$0	\$0	\$0	0.00
4483 - STANDARDS & TRAIN FOR	\$4,488	\$5,100	\$5,100	\$4,589	\$4,267	\$0	\$4,267	92.98
4485 - STATE - PUBLIC SAFETY	\$194,863	\$195,000	\$195,000	\$195,000	\$106,548	\$0	\$106,548	54.64
4499 - STATE OTHER	\$319,571	\$432,473	\$432,473	\$435,124	\$257,556	\$0	\$257,556	59.19
4552 - FEDERAL OTHER	\$22,392	\$22,000	\$22,000	\$20,000	\$13,783	\$0	\$13,783	68.91
AID FROM OTHER GOVT AGENCIES	\$556,705	\$748,586	\$748,586	\$748,726	\$401,264	\$0	\$401,264	53.59
CHARGES FOR CURRENT SERVICES	\$0	\$0	\$0	\$0	\$0	\$0	\$0	0.00
4998 - OPERATING TRANSFERS IN	\$7,020	\$7,242	\$7,242	\$7,242	\$3,621	\$0	\$3,621	50.00
OTHER FINANCING SOURCES	\$7,020	\$7,242	\$7,242	\$7,242	\$3,621	\$0	\$3,621	50.00
4952 - OUTSIDE CONTRACT	\$285	\$0	\$0	\$0	\$0	\$0	\$0	0.00
4961 - REIMBURSED EXPENSES	\$165	\$350	\$350	\$210	\$210	\$0	\$210	100.00
OTHER REVENUE	\$450	\$350	\$350	\$210	\$210	\$0	\$210	100.00
TOTAL REVENUES:	\$564,175	\$756,178	\$756,178	\$756,178	\$405,095	\$0	\$405,095	53.57
EXPENSES:								
5001 - SALARIED EMPLOYEES	\$721,590	\$779,026	\$779,026	\$779,026	\$466,415	\$0	\$466,415	59.87
5003 - OVERTIME	\$24,743	\$20,000	\$20,000	\$20,000	\$13,526	\$0	\$13,526	67.63
5004 - STANDBY TIME	(\$200)	\$1,000	\$1,000	\$1,000	\$6,450	\$0	\$6,450	645.00
5005 - HOLIDAY OVERTIME	\$9,957	\$10,000	\$10,000	\$10,000	\$630	\$0	\$630	6.30
5012 - PART TIME EMPLOYEES	\$36,937	\$149,406	\$139,457	\$137,820	\$22,392	\$0	\$22,392	16.24
5021 - RETIREMENT & SOCIAL	\$61,330	\$71,153	\$71,153	\$71,153	\$40,355	\$0	\$40,355	56.71
5022 - PERS RETIREMENT	\$186,597	\$125,520	\$125,520	\$125,520	\$72,946	\$0	\$72,946	58.11
5024 - RETIREMENT-UNFUNDED LIAB	\$0	\$123,599	\$123,599	\$123,599	\$123,599	\$0	\$123,599	100.00
5031 - MEDICAL INSURANCE	\$189,543	\$201,624	\$201,624	\$201,624	\$118,635	\$0	\$118,635	58.83
5032 - DISABILITY INSURANCE	\$6,621	\$7,792	\$7,792	\$7,792	\$4,608	\$0	\$4,608	59.13
5034 - EDUCATION REIMBURSEMENT	\$0	\$350	\$350	\$350	\$0	\$0	\$0	0.00
5042 - SICK LEAVE BUY OUT	\$4,067	\$218	\$218	\$218	\$0	\$0	\$0	0.00
5043 - OTHER BENEFITS	\$9,017	\$1,440	\$13,389	\$15,026	\$13,475	\$0	\$13,475	89.68

COUNTY OF INYO

BUD022BX - BUDGET INFORMATION

BUDGET TO ACTUAL COMPARE - THIRD QUARTER

RUNDATE: 03/31/2018 TODAY'S DATE: 05/02/2018

FOR FISCAL YEARS: 07/01/2017 - 06/30/2018

	YTD ACTUALS 06/30/2017	BOARD APPROVED 06/30/2018	WORKING BUDGET 06/30/2018	THIRD QUARTER 06/30/2018	YTD ACTUALS 06/30/2018	YTD ENC 06/30/2018	YTD ACTUALS + ENC	YTD % w/ ENC 06/30/2018
5111 - CLOTHING	\$1,720	\$3,500	\$1,500	\$1,500	\$980	\$0	\$980	65.33
SALARIES & BENEFITS	\$1,251,927	\$1,494,628	\$1,494,628	\$1,494,628	\$884,015	\$0	\$884,015	59.14
5112 - PERSONAL & SAFETY	\$165	\$1,500	\$1,500	\$1,500	\$1,162	\$0	\$1,162	77.50
5114 - INMATE CLOTHING	\$0	\$250	\$250	\$250	\$54	\$0	\$54	21.65
5122 - CELL PHONES	\$1,866	\$2,706	\$2,706	\$2,706	\$1,833	\$0	\$1,833	67.74
5131 - FOOD & HOUSEHOLD SUPPLIES	\$1,417	\$3,000	\$3,000	\$3,000	\$378	\$0	\$378	12.61
5173 - MAINTENANCE OF	\$0	\$500	\$500	\$500	\$0	\$0	\$0	0.00
5191 - MAINTENANCE OF STRUCTURES	\$0	\$500	\$500	\$500	\$0	\$0	\$0	0.00
5232 - OFFICE & OTHER EQUIP < \$5,000	\$6,233	\$0	\$0	\$0	\$0	\$0	\$0	0.00
5260 - HEALTH - EMPLOYEE	\$0	\$1,200	\$1,200	\$1,200	\$0	\$0	\$0	0.00
5265 - PROFESSIONAL & SPECIAL	\$22,228	\$94,342	\$105,993	\$105,993	\$24,015	\$22,825	\$46,840	44.19
5291 - OFFICE, SPACE & SITE RENTAL	\$758	\$720	\$720	\$720	\$526	\$0	\$526	73.06
5311 - GENERAL OPERATING EXPENSE	\$18,448	\$28,455	\$33,616	\$33,616	\$12,281	\$8,961	\$21,242	63.19
5331 - TRAVEL EXPENSE	\$13,765	\$14,580	\$14,580	\$14,580	\$7,618	\$0	\$7,618	52.24
5351 - UTILITIES	\$234	\$426	\$426	\$426	\$254	\$0	\$254	59.66
SERVICES & SUPPLIES	\$65,119	\$148,179	\$164,991	\$164,991	\$48,123	\$31,786	\$79,910	48.43
5121 - INTERNAL CHARGES	\$200	\$425	\$425	\$425	\$180	\$0	\$180	42.54
5123 - TECH REFRESH EXPENSE	\$5,244	\$5,217	\$5,217	\$5,217	\$3,912	\$0	\$3,912	75.00
5128 - INTERNAL SHREDDING	\$287	\$300	\$300	\$300	\$0	\$0	\$0	0.00
5129 - INTERNAL COPY CHARGES	\$2,556	\$2,083	\$2,083	\$2,083	\$1,306	\$0	\$1,306	62.73
5152 - WORKERS COMPENSATION	\$24,617	\$27,523	\$27,523	\$27,523	\$20,642	\$0	\$20,642	75.00
5155 - PUBLIC LIABILITY INSURANCE	\$35,223	\$36,640	\$36,640	\$36,640	\$27,480	\$0	\$27,480	75.00
5333 - MOTOR POOL	\$30,010	\$29,744	\$29,744	\$29,744	\$17,500	\$0	\$17,500	58.83
INTERNAL CHARGES	\$98,138	\$101,932	\$101,932	\$101,932	\$71,022	\$0	\$71,022	69.67
5501 - SUPPORT & CARE OF PERSONS	\$23,670	\$27,000	\$27,724	\$27,724	\$11,572	\$13,151	\$24,724	89.18
OTHER CHARGES	\$23,670	\$27,000	\$27,724	\$27,724	\$11,572	\$13,151	\$24,724	89.18
5640 - STRUCTURES &	\$0	\$6,500	\$4,890	\$4,890	\$0	\$0	\$0	0.00
FIXED ASSETS	\$0	\$6,500	\$4,890	\$4,890	\$0	\$0	\$0	0.00
RESERVES	\$0	\$0	\$0	\$0	\$0	\$0	\$0	0.00
TOTAL EXPENSES:	\$1,438,856	\$1,778,239	\$1,794,165	\$1,794,165	\$1,014,734	\$44,938	\$1,059,673	59.06
NET BUDGET UNIT: 023100 JUVENILE INSTITUTIONS	(\$874,681)	(\$1,022,061)	(\$1,037,987)	(\$1,037,987)	(\$609,639)	(\$44,938)	(\$654,578)	63.06

COUNTY OF INYO

BUD022BX - BUDGET INFORMATION

BUDGET TO ACTUAL COMPARE - THIRD QUARTER

RUNDATE: 03/31/2018 TODAY'S DATE: 05/02/2018

FOR FISCAL YEARS: 07/01/2017 - 06/30/2018

	YTD ACTUALS 06/30/2017	BOARD APPROVED 06/30/2018	WORKING BUDGET 06/30/2018	THIRD QUARTER 06/30/2018	YTD ACTUALS 06/30/2018	YTD ENC 06/30/2018	YTD ACTUALS + ENC	YTD % w/ ENC 06/30/2018
023101 OUT OF COUNTY-JUVENILE HALL								
FUND: 0001 GENERAL FUND								
EXPENSES:								
5001 - SALARIED EMPLOYEES	\$6	\$0	\$0	\$0	\$0	\$0	\$0	0.00
5003 - OVERTIME	\$3,576	\$23,725	\$23,725	\$23,725	\$10,124	\$0	\$10,124	42.67
5004 - STANDBY TIME	\$40,268	\$57,200	\$57,200	\$57,200	\$30,915	\$0	\$30,915	54.04
5021 - RETIREMENT & SOCIAL	\$103	\$1,000	\$1,000	\$1,000	\$259	\$0	\$259	25.90
5022 - PERS RETIREMENT	\$112	\$1,000	\$1,000	\$1,000	\$246	\$0	\$246	24.66
5031 - MEDICAL INSURANCE	\$218	\$1,000	\$1,000	\$1,000	\$302	\$0	\$302	30.27
5032 - DISABILITY INSURANCE	\$0	\$1,000	\$1,000	\$1,000	(\$1)	\$0	(\$1)	-0.16
SALARIES & BENEFITS	\$44,285	\$84,925	\$84,925	\$84,925	\$41,845	\$0	\$41,845	49.27
5265 - PROFESSIONAL & SPECIAL	\$28,260	\$109,500	\$109,500	\$109,500	\$50,070	\$0	\$50,070	45.72
5331 - TRAVEL EXPENSE	\$4,936	\$12,300	\$12,300	\$12,300	\$6,072	\$0	\$6,072	49.36
SERVICES & SUPPLIES	\$33,196	\$121,800	\$121,800	\$121,800	\$56,142	\$0	\$56,142	46.09
5333 - MOTOR POOL	\$9,629	\$37,856	\$37,856	\$37,856	\$7,242	\$0	\$7,242	19.13
INTERNAL CHARGES	\$9,629	\$37,856	\$37,856	\$37,856	\$7,242	\$0	\$7,242	19.13
TOTAL EXPENSES:	\$87,111	\$244,581	\$244,581	\$244,581	\$105,230	\$0	\$105,230	43.02
NET BUDGET UNIT: 023101 OUT OF COUNTY-JUVENILE HALL	(\$87,111)	(\$244,581)	(\$244,581)	(\$244,581)	(\$105,230)	\$0	(\$105,230)	43.02

COUNTY OF INYO

BUD022BX - BUDGET INFORMATION

BUDGET TO ACTUAL COMPARE - THIRD QUARTER

RUNDATE: 03/31/2018 TODAY'S DATE: 05/02/2018

FOR FISCAL YEARS: 07/01/2017 - 06/30/2018

	YTD ACTUALS 06/30/2017	BOARD APPROVED 06/30/2018	WORKING BUDGET 06/30/2018	THIRD QUARTER 06/30/2018	YTD ACTUALS 06/30/2018	YTD ENC 06/30/2018	YTD ACTUALS + ENC	YTD % w/ ENC 06/30/2018
023200 BUILDING & SAFETY								
FUND: 0001 GENERAL FUND								
REVENUES:								
TAXES - PROPERTY	\$0	\$0	\$0	\$0	\$0	\$0	\$0	0.00
4131 - CONSTRUCTION PERMITS	\$196,350	\$333,500	\$333,500	\$333,500	\$318,985	\$0	\$318,985	95.64
4135 - FEES FOR CONTINUING	\$8,090	\$1,628	\$2,028	\$2,028	\$5,523	\$0	\$5,523	272.35
LICENSES & PERMITS	\$204,441	\$335,128	\$335,528	\$335,528	\$324,508	\$0	\$324,508	96.71
AID FROM OTHER GOVT AGENCIES	\$0	\$0	\$0	\$0	\$0	\$0	\$0	0.00
4819 - SERVICES & FEES	\$40,000	\$60,000	\$60,000	\$60,000	\$30,000	\$0	\$30,000	50.00
4822 - INTRA COUNTY INSURANCE	\$0	\$0	\$0	\$0	\$1	\$0	\$1	0.00
CHARGES FOR CURRENT SERVICES	\$40,000	\$60,000	\$60,000	\$60,000	\$30,001	\$0	\$30,001	50.00
4922 - SALES OF COPIES	\$707	\$600	\$200	\$200	\$149	\$0	\$149	74.80
OTHER REVENUE	\$707	\$600	\$200	\$200	\$149	\$0	\$149	74.80
TOTAL REVENUES:	\$245,148	\$395,728	\$395,728	\$395,728	\$354,658	\$0	\$354,658	89.62
EXPENSES:								
5001 - SALARIED EMPLOYEES	\$119,747	\$193,300	\$193,300	\$193,300	\$138,959	\$0	\$138,959	71.88
5003 - OVERTIME	\$1,938	\$3,000	\$3,000	\$3,000	\$746	\$0	\$746	24.87
5021 - RETIREMENT & SOCIAL	\$9,895	\$15,144	\$15,144	\$15,144	\$10,362	\$0	\$10,362	68.42
5022 - PERS RETIREMENT	\$24,214	\$21,350	\$21,350	\$21,350	\$15,035	\$0	\$15,035	70.42
5024 - RETIREMENT-UNFUNDED LIAB	\$0	\$22,156	\$22,156	\$22,156	\$22,156	\$0	\$22,156	100.00
5031 - MEDICAL INSURANCE	\$27,767	\$36,664	\$36,664	\$36,664	\$25,550	\$0	\$25,550	69.68
5032 - DISABILITY INSURANCE	\$1,138	\$1,914	\$1,914	\$1,914	\$1,221	\$0	\$1,221	63.81
5042 - SICK LEAVE BUY OUT	\$0	\$1,087	\$1,087	\$1,087	\$0	\$0	\$0	0.00
5043 - OTHER BENEFITS	\$13,231	\$5,256	\$5,256	\$5,256	\$3,793	\$0	\$3,793	72.16
SALARIES & BENEFITS	\$197,935	\$299,871	\$299,871	\$299,871	\$217,824	\$0	\$217,824	72.63
5122 - CELL PHONES	\$966	\$1,200	\$1,200	\$1,200	\$695	\$0	\$695	57.91
5232 - OFFICE & OTHER EQUIP <\$5,000	\$1,504	\$350	\$421	\$421	\$420	\$0	\$420	99.95
5263 - ADVERTISING	\$312	\$0	\$0	\$0	\$0	\$0	\$0	0.00
5265 - PROFESSIONAL & SPECIAL	\$104,247	\$10,000	\$10,000	\$10,000	\$0	\$0	\$0	0.00
5301 - SMALL TOOLS & INSTRUMENTS	\$0	\$200	\$0	\$200	\$200	\$0	\$200	100.00
5311 - GENERAL OPERATING EXPENSE	\$1,575	\$4,752	\$4,320	\$4,120	\$1,458	\$68	\$1,527	37.06
5331 - TRAVEL EXPENSE	\$0	\$3,105	\$4,105	\$4,105	\$1,923	\$0	\$1,923	46.84
5351 - UTILITIES	\$2,712	\$3,000	\$3,000	\$3,000	\$1,332	\$0	\$1,332	44.41
SERVICES & SUPPLIES	\$111,318	\$22,607	\$23,046	\$23,046	\$6,029	\$68	\$6,098	26.46

COUNTY OF INYO

BUD022BX - BUDGET INFORMATION

BUDGET TO ACTUAL COMPARE - THIRD QUARTER

RUNDATE: 03/31/2018 TODAY'S DATE: 05/02/2018

FOR FISCAL YEARS: 07/01/2017 - 06/30/2018

	YTD ACTUALS 06/30/2017	BOARD APPROVED 06/30/2018	WORKING BUDGET 06/30/2018	THIRD QUARTER 06/30/2018	YTD ACTUALS 06/30/2018	YTD ENC 06/30/2018	YTD ACTUALS + ENC	YTD % w/ ENC 06/30/2018
5123 - TECH REFRESH EXPENSE	\$1,132	\$1,211	\$1,211	\$1,211	\$908	\$0	\$908	75.00
5128 - INTERNAL SHREDDING	\$144	\$150	\$150	\$150	\$0	\$0	\$0	0.00
5129 - INTERNAL COPY CHARGES	\$355	\$332	\$332	\$332	\$67	\$0	\$67	20.47
5152 - WORKERS COMPENSATION	\$1,900	\$2,305	\$2,305	\$2,305	\$1,728	\$0	\$1,728	75.00
5155 - PUBLIC LIABILITY INSURANCE	\$1,059	\$1,493	\$1,493	\$1,493	\$1,119	\$0	\$1,119	75.00
5333 - MOTOR POOL	\$16,370	\$31,867	\$31,867	\$31,867	\$16,029	\$0	\$16,029	50.30
INTERNAL CHARGES	\$20,961	\$37,358	\$37,358	\$37,358	\$19,854	\$0	\$19,854	53.14
FIXED ASSETS	\$0	\$0	\$0	\$0	\$0	\$0	\$0	0.00
RESERVES	\$0	\$0	\$0	\$0	\$0	\$0	\$0	0.00
TOTAL EXPENSES:	\$330,214	\$359,836	\$360,275	\$360,275	\$243,709	\$68	\$243,777	67.66
NET BUDGET UNIT: 023200 BUILDING & SAFETY	(\$85,066)	\$35,892	\$35,453	\$35,453	\$110,949	(\$68)	\$110,881	312.75

COUNTY OF INYO

BUD022BX - BUDGET INFORMATION

BUDGET TO ACTUAL COMPARE - THIRD QUARTER

RUNDATE: 03/31/2018 TODAY'S DATE: 05/02/2018

FOR FISCAL YEARS: 07/01/2017 - 06/30/2018

	YTD ACTUALS 06/30/2017	BOARD APPROVED 06/30/2018	WORKING BUDGET 06/30/2018	THIRD QUARTER 06/30/2018	YTD ACTUALS 06/30/2018	YTD ENC 06/30/2018	YTD ACTUALS + ENC	YTD % w/ ENC 06/30/2018
023300 AGRICULTURAL COMM / SEALER								
FUND: 0001 GENERAL FUND								
REVENUES:								
TAXES - PROPERTY	\$0	\$0	\$0	\$0	\$0	\$0	\$0	0.00
4135 - FEES FOR CONTINUING	\$2,772	\$0	\$0	\$200	\$200	\$0	\$200	100.00
4175 - PERMITS TO OPERATE	\$1,065	\$1,000	\$1,000	\$1,050	\$1,050	\$0	\$1,050	100.00
4180 - DEVICE REGISTRATION FEE	\$72,540	\$66,500	\$66,500	\$69,419	\$68,237	\$0	\$68,237	98.29
4186 - DEVICE REPAIRMAN LICENSE	\$481	\$100	\$354	\$306	\$354	\$0	\$354	115.84
LICENSES & PERMITS	\$76,859	\$67,600	\$67,854	\$70,975	\$69,842	\$0	\$69,842	98.40
REV USE OF MONEY & PROPERTY	\$0	\$0	\$0	\$0	\$0	\$0	\$0	0.00
4463 - UNREFUNDED GAS TAX	\$83,509	\$85,000	\$85,000	\$68,165	\$0	\$0	\$0	0.00
4499 - STATE OTHER	\$8,953	\$8,828	\$8,828	\$8,828	\$901	\$0	\$901	10.20
4561 - AID FROM MONO COUNTY	\$223,493	\$160,000	\$150,819	\$150,819	\$150,819	\$0	\$150,819	100.00
AID FROM OTHER GOVT AGENCIES	\$315,956	\$253,828	\$244,647	\$227,812	\$151,720	\$0	\$151,720	66.59
4661 - PESTICIDE USE ENFORCEMENT	\$3,000	\$0	\$0	\$0	\$0	\$0	\$0	0.00
4663 - PEST MILL REFUND	\$76,000	\$80,500	\$80,500	\$83,000	\$3,000	\$0	\$3,000	3.61
4664 - NURSERY	\$0	\$764	\$764	\$764	\$0	\$0	\$0	0.00
4665 - PETROLEUM PRODUCT	\$2,355	\$3,705	\$3,705	\$3,705	\$1,425	\$0	\$1,425	38.46
4666 - RODENT CONTROL	\$390	\$1,500	\$1,500	\$1,500	\$300	\$0	\$300	20.00
4667 - NON COMMERCIAL	\$0	\$100	\$750	\$750	\$750	\$0	\$750	100.00
4819 - SERVICES & FEES	\$0	\$0	\$0	\$1,400	\$0	\$0	\$0	0.00
4821 - INTRA COUNTY CHARGES	\$0	\$1,421	\$1,421	\$0	\$0	\$0	\$0	0.00
CHARGES FOR CURRENT SERVICES	\$81,745	\$87,990	\$88,640	\$91,119	\$5,475	\$0	\$5,475	6.00
OTHER FINANCING SOURCES	\$0	\$0	\$0	\$0	\$0	\$0	\$0	0.00
OTHER REVENUE	\$0	\$0	\$0	\$0	\$0	\$0	\$0	0.00
TOTAL REVENUES:	\$474,561	\$409,418	\$401,141	\$389,906	\$227,037	\$0	\$227,037	58.22
EXPENSES:								
5001 - SALARIED EMPLOYEES	\$213,973	\$262,942	\$262,942	\$269,213	\$186,468	\$0	\$186,468	69.26
5003 - OVERTIME	\$0	\$500	\$500	\$500	\$0	\$0	\$0	0.00
5021 - RETIREMENT & SOCIAL	\$15,761	\$20,921	\$20,921	\$21,400	\$14,371	\$0	\$14,371	67.15
5022 - PERS RETIREMENT	\$56,817	\$43,993	\$43,993	\$45,053	\$31,159	\$0	\$31,159	69.16
5024 - RETIREMENT-UNFUNDED LIAB	\$0	\$34,150	\$34,150	\$34,150	\$34,150	\$0	\$34,150	100.00
5025 - RETIREE HEALTH BENEFITS	\$0	\$12,716	\$12,716	\$12,716	\$9,537	\$0	\$9,537	75.00
5031 - MEDICAL INSURANCE	\$46,104	\$47,372	\$47,372	\$47,372	\$33,616	\$0	\$33,616	70.96

COUNTY OF INYO

BUD022BX - BUDGET INFORMATION

BUDGET TO ACTUAL COMPARE - THIRD QUARTER

RUNDATE: 03/31/2018 TODAY'S DATE: 05/02/2018

FOR FISCAL YEARS: 07/01/2017 - 06/30/2018

	YTD ACTUALS 06/30/2017	BOARD APPROVED 06/30/2018	WORKING BUDGET 06/30/2018	THIRD QUARTER 06/30/2018	YTD ACTUALS 06/30/2018	YTD ENC 06/30/2018	YTD ACTUALS + ENC	YTD % w/ ENC 06/30/2018
RESERVES	\$0	\$0	\$0	\$0	\$0	\$0	\$0	0.00
TOTAL EXPENSES:	\$521,143	\$585,981	\$590,840	\$579,605	\$408,609	\$0	\$408,609	70.49
NET BUDGET UNIT: 023300 AGRICULTURAL COMM / SEALER	(\$46,582)	(\$176,563)	(\$189,699)	(\$189,699)	(\$181,572)	\$0	(\$181,572)	95.71

COUNTY OF INYO

BUD022BX - BUDGET INFORMATION

BUDGET TO ACTUAL COMPARE - THIRD QUARTER

RUNDATE: 03/31/2018 TODAY'S DATE: 05/02/2018

FOR FISCAL YEARS: 07/01/2017 - 06/30/2018

	YTD ACTUALS 06/30/2017	BOARD APPROVED 06/30/2018	WORKING BUDGET 06/30/2018	THIRD QUARTER 06/30/2018	YTD ACTUALS 06/30/2018	YTD ENC 06/30/2018	YTD ACTUALS + ENC	YTD % w/ ENC 06/30/2018
023500 CORONER								
FUND: 0001 GENERAL FUND								
REVENUES:								
4825 - OTHER CURRENT CHARGES	\$84	\$150	\$150	\$150	\$147	\$0	\$147	98.30
CHARGES FOR CURRENT SERVICES	\$84	\$150	\$150	\$150	\$147	\$0	\$147	98.30
OTHER REVENUE	\$0	\$0	\$0	\$0	\$0	\$0	\$0	0.00
TOTAL REVENUES:	\$84	\$150	\$150	\$150	\$147	\$0	\$147	98.30
EXPENSES:								
5001 - SALARIED EMPLOYEES	\$66,785	\$69,876	\$69,876	\$69,876	\$50,252	\$0	\$50,252	71.91
5021 - RETIREMENT & SOCIAL	\$4,992	\$5,345	\$5,345	\$5,345	\$3,758	\$0	\$3,758	70.32
5031 - MEDICAL INSURANCE	\$6,048	\$6,247	\$6,247	\$6,247	\$4,629	\$0	\$4,629	74.09
SALARIES & BENEFITS	\$77,827	\$81,468	\$81,468	\$81,468	\$58,640	\$0	\$58,640	71.97
5265 - PROFESSIONAL & SPECIAL	\$48,962	\$73,800	\$95,797	\$95,797	\$43,247	\$19,757	\$63,004	65.76
5311 - GENERAL OPERATING EXPENSE	\$5,766	\$9,450	\$8,500	\$8,500	\$4,286	\$0	\$4,286	50.42
5331 - TRAVEL EXPENSE	\$4,148	\$7,500	\$6,000	\$6,000	\$4,347	\$0	\$4,347	72.45
5332 - MILEAGE REIMBURSEMENT	\$0	\$1,500	\$500	\$500	\$0	\$0	\$0	0.00
SERVICES & SUPPLIES	\$58,877	\$92,250	\$110,797	\$110,797	\$51,881	\$19,757	\$71,638	64.65
5152 - WORKERS COMPENSATION	\$843	\$1,129	\$1,129	\$1,129	\$846	\$0	\$846	75.00
5155 - PUBLIC LIABILITY INSURANCE	\$657	\$828	\$828	\$828	\$621	\$0	\$621	75.00
INTERNAL CHARGES	\$1,500	\$1,957	\$1,957	\$1,957	\$1,467	\$0	\$1,467	75.00
FIXED ASSETS	\$0	\$0	\$0	\$0	\$0	\$0	\$0	0.00
TOTAL EXPENSES:	\$138,205	\$175,675	\$194,222	\$194,222	\$111,989	\$19,757	\$131,746	67.83
NET BUDGET UNIT: 023500 CORONER	(\$138,121)	(\$175,525)	(\$194,072)	(\$194,072)	(\$111,842)	(\$19,757)	(\$131,599)	67.80

COUNTY OF INYO

BUD022BX - BUDGET INFORMATION

BUDGET TO ACTUAL COMPARE - THIRD QUARTER

RUNDATE: 03/31/2018 TODAY'S DATE: 05/02/2018

FOR FISCAL YEARS: 07/01/2017 - 06/30/2018

	YTD ACTUALS 06/30/2017	BOARD APPROVED 06/30/2018	WORKING BUDGET 06/30/2018	THIRD QUARTER 06/30/2018	YTD ACTUALS 06/30/2018	YTD ENC 06/30/2018	YTD ACTUALS + ENC	YTD % w/ ENC 06/30/2018
023600 PUBLIC ADMINISTRATOR								
FUND: 0001 GENERAL FUND								
REVENUES:								
TAXES - PROPERTY	\$0	\$0	\$0	\$0	\$0	\$0	\$0	0.00
AID FROM OTHER GOVT AGENCIES	\$0	\$0	\$0	\$0	\$0	\$0	\$0	0.00
4682 - ESTATE FEES	\$0	\$4,000	\$5,000	\$5,000	\$0	\$0	\$0	0.00
4683 - PUBLIC GUARDIAN FEES	\$0	\$4,000	\$3,000	\$3,000	\$0	\$0	\$0	0.00
CHARGES FOR CURRENT SERVICES	\$0	\$8,000	\$8,000	\$8,000	\$0	\$0	\$0	0.00
4999 - PRIOR YEARS	\$152	\$0	\$0	\$0	\$0	\$0	\$0	0.00
OTHER REVENUE	\$152	\$0	\$0	\$0	\$0	\$0	\$0	0.00
TOTAL REVENUES:	\$152	\$8,000	\$8,000	\$8,000	\$0	\$0	\$0	0.00
EXPENSES:								
5001 - SALARIED EMPLOYEES	\$68,867	\$69,792	\$69,792	\$69,792	\$50,459	\$0	\$50,459	72.29
5012 - PART TIME EMPLOYEES	\$0	\$19,925	\$19,925	\$19,925	\$6,871	\$0	\$6,871	34.48
5021 - RETIREMENT & SOCIAL	\$5,036	\$6,863	\$6,863	\$6,863	\$4,220	\$0	\$4,220	61.48
5022 - PERS RETIREMENT	\$18,346	\$11,669	\$11,669	\$11,669	\$8,436	\$0	\$8,436	72.30
5024 - RETIREMENT-UNFUNDED LIAB	\$0	\$9,155	\$9,155	\$9,155	\$9,155	\$0	\$9,155	100.00
5031 - MEDICAL INSURANCE	\$13,126	\$18,407	\$18,407	\$18,407	\$9,745	\$0	\$9,745	52.94
5032 - DISABILITY INSURANCE	\$0	\$191	\$191	\$191	\$67	\$0	\$67	35.42
SALARIES & BENEFITS	\$105,376	\$136,002	\$136,002	\$136,002	\$88,955	\$0	\$88,955	65.40
5122 - CELL PHONES	\$66	\$0	\$0	\$0	\$0	\$0	\$0	0.00
5291 - OFFICE, SPACE & SITE RENTAL	\$760	\$1,140	\$1,140	\$1,140	\$850	\$0	\$850	74.56
5311 - GENERAL OPERATING EXPENSE	\$3,624	\$4,600	\$4,600	\$4,580	\$4,220	\$0	\$4,220	92.14
5331 - TRAVEL EXPENSE	\$1,674	\$2,350	\$2,350	\$2,350	\$0	\$0	\$0	0.00
5351 - UTILITIES	\$1,256	\$1,200	\$1,170	\$1,170	\$433	\$0	\$433	37.06
SERVICES & SUPPLIES	\$7,381	\$9,290	\$9,260	\$9,240	\$5,503	\$0	\$5,503	59.56
5123 - TECH REFRESH EXPENSE	\$1,132	\$1,211	\$1,211	\$1,211	\$908	\$0	\$908	75.00
5128 - INTERNAL SHREDDING	\$144	\$150	\$150	\$150	\$0	\$0	\$0	0.00
5129 - INTERNAL COPY CHARGES	\$16	\$10	\$40	\$60	\$46	\$0	\$46	77.48
5152 - WORKERS COMPENSATION	\$991	\$1,161	\$1,161	\$1,161	\$870	\$0	\$870	75.00
5155 - PUBLIC LIABILITY INSURANCE	\$774	\$852	\$852	\$852	\$639	\$0	\$639	75.00
5333 - MOTOR POOL	\$2,060	\$3,000	\$3,000	\$3,000	\$973	\$0	\$973	32.43
INTERNAL CHARGES	\$5,117	\$6,384	\$6,414	\$6,434	\$3,437	\$0	\$3,437	53.42

COUNTY OF INYO

BUD022BX - BUDGET INFORMATION

BUDGET TO ACTUAL COMPARE - THIRD QUARTER

RUNDATE: 03/31/2018 TODAY'S DATE: 05/02/2018

FOR FISCAL YEARS: 07/01/2017 - 06/30/2018

	YTD ACTUALS 06/30/2017	BOARD APPROVED 06/30/2018	WORKING BUDGET 06/30/2018	THIRD QUARTER 06/30/2018	YTD ACTUALS 06/30/2018	YTD ENC 06/30/2018	YTD ACTUALS + ENC	YTD % w/ ENC 06/30/2018
FIXED ASSETS	\$0	\$0	\$0	\$0	\$0	\$0	\$0	0.00
TOTAL EXPENSES:	\$117,876	\$151,676	\$151,676	\$151,676	\$97,896	\$0	\$97,896	64.54
NET BUDGET UNIT: 023600 PUBLIC ADMINISTRATOR	(\$117,723)	(\$143,676)	(\$143,676)	(\$143,676)	(\$97,896)	\$0	(\$97,896)	68.13

COUNTY OF INYO

BUD022BX - BUDGET INFORMATION

BUDGET TO ACTUAL COMPARE - THIRD QUARTER

RUNDATE: 03/31/2018 TODAY'S DATE: 05/02/2018

FOR FISCAL YEARS: 07/01/2017 - 06/30/2018

	YTD ACTUALS 06/30/2017	BOARD APPROVED 06/30/2018	WORKING BUDGET 06/30/2018	THIRD QUARTER 06/30/2018	YTD ACTUALS 06/30/2018	YTD ENC 06/30/2018	YTD ACTUALS + ENC	YTD % w/ ENC 06/30/2018
023700 OFFICE OF DISASTER SERVICES								
FUND: 0001 GENERAL FUND								
REVENUES:								
AID FROM OTHER GOVT AGENCIES	\$0	\$0	\$0	\$0	\$0	\$0	\$0	0.00
CHARGES FOR CURRENT SERVICES	\$0	\$0	\$0	\$0	\$0	\$0	\$0	0.00
OTHER FINANCING SOURCES	\$0	\$0	\$0	\$0	\$0	\$0	\$0	0.00
OTHER REVENUE	\$0	\$0	\$0	\$0	\$0	\$0	\$0	0.00
TOTAL REVENUES:	\$0	\$0	\$0	\$0	\$0	\$0	\$0	0.00
EXPENSES:								
5003 - OVERTIME	\$701	\$0	\$0	\$0	\$0	\$0	\$0	0.00
5021 - RETIREMENT & SOCIAL	\$51	\$0	\$0	\$0	\$0	\$0	\$0	0.00
5022 - PERS RETIREMENT	\$110	\$0	\$0	\$0	\$0	\$0	\$0	0.00
5032 - DISABILITY INSURANCE	\$5	\$0	\$0	\$0	\$0	\$0	\$0	0.00
SALARIES & BENEFITS	\$869	\$0	\$0	\$0	\$0	\$0	\$0	0.00
5171 - MAINTENANCE OF EQUIPMENT	\$0	\$20,000	\$20,000	\$17,500	\$0	\$0	\$0	0.00
5232 - OFFICE & OTHER EQUIP < \$5,000	\$0	\$0	\$0	\$5,000	\$0	\$0	\$0	0.00
5265 - PROFESSIONAL & SPECIAL	\$0	\$20,000	\$35,760	\$34,260	\$18,973	\$4,501	\$23,475	68.52
5291 - OFFICE, SPACE & SITE RENTAL	\$16,897	\$16,800	\$16,800	\$17,000	\$12,287	\$0	\$12,287	72.27
5311 - GENERAL OPERATING EXPENSE	\$14,566	\$18,575	\$18,575	\$17,575	\$7,043	\$0	\$7,043	40.07
5331 - TRAVEL EXPENSE	\$0	\$7,000	\$7,000	\$6,800	\$463	\$0	\$463	6.80
5351 - UTILITIES	\$5,041	\$22,010	\$22,010	\$22,010	\$3,404	\$0	\$3,404	15.46
SERVICES & SUPPLIES	\$36,505	\$104,385	\$120,145	\$120,145	\$42,171	\$4,501	\$46,673	38.84
5129 - INTERNAL COPY CHARGES	\$43	\$500	\$500	\$500	\$31	\$0	\$31	6.30
5333 - MOTOR POOL	\$5	\$2,000	\$2,000	\$2,000	\$0	\$0	\$0	0.00
INTERNAL CHARGES	\$49	\$2,500	\$2,500	\$2,500	\$31	\$0	\$31	1.26
OTHER CHARGES	\$0	\$0	\$0	\$0	\$0	\$0	\$0	0.00
5650 - EQUIPMENT	\$9,013	\$0	\$0	\$0	\$0	\$0	\$0	0.00
FIXED ASSETS	\$9,013	\$0	\$0	\$0	\$0	\$0	\$0	0.00
TOTAL EXPENSES:	\$46,438	\$106,885	\$122,645	\$122,645	\$42,203	\$4,501	\$46,705	38.08
NET BUDGET UNIT: 023700 OFFICE OF DISASTER SERVICES	(\$46,438)	(\$106,885)	(\$122,645)	(\$122,645)	(\$42,203)	(\$4,501)	(\$46,705)	38.08

COUNTY OF INYO

BUD022BX - BUDGET INFORMATION

BUDGET TO ACTUAL COMPARE - THIRD QUARTER

RUNDATE: 03/31/2018 TODAY'S DATE: 05/02/2018

FOR FISCAL YEARS: 07/01/2017 - 06/30/2018

	YTD ACTUALS 06/30/2017	BOARD APPROVED 06/30/2018	WORKING BUDGET 06/30/2018	THIRD QUARTER 06/30/2018	YTD ACTUALS 06/30/2018	YTD ENC 06/30/2018	YTD ACTUALS + ENC	YTD % w/ ENC 06/30/2018	
023800 PLANNING & ZONING									
FUND: 0001 GENERAL FUND									
REVENUES:									
	TAXES - PROPERTY	\$0	\$0	\$0	\$0	\$0	\$0	0.00	
4156	- RECLAMATION PLAN FEES	\$13,350	\$13,500	\$13,500	\$13,500	\$6,750	\$0	\$6,750	50.00
	LICENSES & PERMITS	\$13,350	\$13,500	\$13,500	\$13,500	\$6,750	\$0	\$6,750	50.00
4498	- STATE GRANTS	\$185,044	\$50,000	\$87,808	\$120,259	\$120,259	\$0	\$120,259	100.00
	AID FROM OTHER GOVT AGENCIES	\$185,044	\$50,000	\$87,808	\$120,259	\$120,259	\$0	\$120,259	100.00
4817	- LAFCO FEES	\$14,869	\$21,114	\$21,114	\$11,114	\$1,383	\$0	\$1,383	12.45
4819	- SERVICES & FEES	\$65,037	\$124,500	\$124,500	\$124,500	\$55,688	\$0	\$55,688	44.72
4824	- INTER GOVERNMENT CHARGES	\$12,192	\$35,000	\$35,000	\$12,549	\$1,277	\$0	\$1,277	10.18
	CHARGES FOR CURRENT SERVICES	\$92,099	\$180,614	\$180,614	\$148,163	\$58,349	\$0	\$58,349	39.38
4998	- OPERATING TRANSFERS IN	\$0	\$10,000	\$10,000	\$10,000	\$0	\$0	\$0	0.00
	OTHER FINANCING SOURCES	\$0	\$10,000	\$10,000	\$10,000	\$0	\$0	\$0	0.00
4922	- SALES OF COPIES	\$5	\$20	\$20	\$20	\$18	\$0	\$18	94.60
4999	- PRIOR YEARS	\$0	\$0	\$0	\$0	\$900	\$0	\$900	0.00
	OTHER REVENUE	\$5	\$20	\$20	\$20	\$918	\$0	\$918	4,594.60
	TOTAL REVENUES:	\$290,499	\$254,134	\$291,942	\$291,942	\$186,277	\$0	\$186,277	63.80
EXPENSES:									
5001	- SALARIED EMPLOYEES	\$264,156	\$344,325	\$344,325	\$344,325	\$222,377	\$0	\$222,377	64.58
5003	- OVERTIME	\$69	\$0	\$0	\$0	\$0	\$0	\$0	0.00
5012	- PART TIME EMPLOYEES	\$103	\$0	\$0	\$0	\$0	\$0	\$0	0.00
5021	- RETIREMENT & SOCIAL	\$19,878	\$26,342	\$26,342	\$26,342	\$15,961	\$0	\$15,961	60.59
5022	- PERS RETIREMENT	\$62,722	\$38,432	\$38,432	\$38,432	\$27,120	\$0	\$27,120	70.56
5024	- RETIREMENT-UNFUNDED LIAB	\$0	\$41,200	\$41,200	\$41,200	\$41,200	\$0	\$41,200	100.00
5031	- MEDICAL INSURANCE	\$52,145	\$85,975	\$85,975	\$85,975	\$48,150	\$0	\$48,150	56.00
5032	- DISABILITY INSURANCE	\$2,294	\$3,380	\$3,380	\$3,380	\$1,929	\$0	\$1,929	57.09
5043	- OTHER BENEFITS	\$10,306	\$0	\$0	\$0	\$0	\$0	\$0	0.00
	SALARIES & BENEFITS	\$411,677	\$539,654	\$539,654	\$539,654	\$356,740	\$0	\$356,740	66.10
5112	- PERSONAL & SAFETY	\$150	\$150	\$150	\$150	\$0	\$0	\$0	0.00
5122	- CELL PHONES	\$492	\$720	\$720	\$720	\$501	\$0	\$501	69.62
5171	- MAINTENANCE OF EQUIPMENT	\$0	\$100	\$100	\$100	\$0	\$0	\$0	0.00
5173	- MAINTENANCE OF	\$0	\$500	\$500	\$500	\$0	\$0	\$0	0.00
5232	- OFFICE & OTHER EQUIP < \$5,000	\$0	\$1,668	\$1,668	\$1,668	\$0	\$0	\$0	0.00

COUNTY OF INYO

BUD022BX - BUDGET INFORMATION

BUDGET TO ACTUAL COMPARE - THIRD QUARTER

RUNDATE: 03/31/2018 TODAY'S DATE: 05/02/2018

FOR FISCAL YEARS: 07/01/2017 - 06/30/2018

	YTD ACTUALS 06/30/2017	BOARD APPROVED 06/30/2018	WORKING BUDGET 06/30/2018	THIRD QUARTER 06/30/2018	YTD ACTUALS 06/30/2018	YTD ENC 06/30/2018	YTD ACTUALS + ENC	YTD % w/ ENC 06/30/2018
5260 - HEALTH - EMPLOYEE	\$0	\$1,200	\$1,200	\$1,200	\$0	\$0	\$0	0.00
5263 - ADVERTISING	\$5,327	\$4,000	\$4,000	\$4,000	\$801	\$0	\$801	20.03
5265 - PROFESSIONAL & SPECIAL	\$224,849	\$105,500	\$147,348	\$147,348	\$109,944	\$0	\$109,945	74.61
5311 - GENERAL OPERATING EXPENSE	\$8,150	\$9,125	\$9,125	\$9,125	\$6,205	\$0	\$6,205	68.00
5331 - TRAVEL EXPENSE	\$6,989	\$9,290	\$9,290	\$9,290	\$3,165	\$0	\$3,165	34.07
5351 - UTILITIES	\$1,079	\$1,140	\$1,140	\$1,140	\$904	\$0	\$904	79.32
SERVICES & SUPPLIES	\$247,038	\$133,393	\$175,241	\$175,241	\$121,522	\$0	\$121,523	69.34
5121 - INTERNAL CHARGES	\$4,235	\$4,850	\$6,850	\$6,850	\$2,249	\$0	\$2,249	32.83
5123 - TECH REFRESH EXPENSE	\$3,446	\$5,092	\$5,092	\$5,092	\$3,819	\$0	\$3,819	75.00
5128 - INTERNAL SHREDDING	\$345	\$360	\$360	\$360	\$0	\$0	\$0	0.00
5129 - INTERNAL COPY CHARGES	\$3,607	\$3,542	\$3,542	\$3,542	\$1,391	\$0	\$1,391	39.27
5152 - WORKERS COMPENSATION	\$4,389	\$4,552	\$4,552	\$4,552	\$3,413	\$0	\$3,413	75.00
5155 - PUBLIC LIABILITY INSURANCE	\$4,923	\$4,991	\$4,991	\$4,991	\$3,743	\$0	\$3,743	75.00
5333 - MOTOR POOL	\$6,738	\$16,100	\$16,100	\$16,100	\$3,063	\$0	\$3,063	19.02
INTERNAL CHARGES	\$27,683	\$39,487	\$41,487	\$41,487	\$17,680	\$0	\$17,680	42.61
FIXED ASSETS	\$0	\$0	\$0	\$0	\$0	\$0	\$0	0.00
TOTAL EXPENSES:	\$686,399	\$712,534	\$756,382	\$756,382	\$495,943	\$0	\$495,944	65.56
NET BUDGET UNIT: 023800 PLANNING & ZONING	(\$395,899)	(\$458,400)	(\$464,440)	(\$464,440)	(\$309,666)	(\$0)	(\$309,666)	66.67

COUNTY OF INYO

BUD022BX - BUDGET INFORMATION

BUDGET TO ACTUAL COMPARE - THIRD QUARTER

RUNDATE: 03/31/2018 TODAY'S DATE: 05/02/2018

FOR FISCAL YEARS: 07/01/2017 - 06/30/2018

	YTD ACTUALS 06/30/2017	BOARD APPROVED 06/30/2018	WORKING BUDGET 06/30/2018	THIRD QUARTER 06/30/2018	YTD ACTUALS 06/30/2018	YTD ENC 06/30/2018	YTD ACTUALS + ENC	YTD % w/ ENC 06/30/2018	
023900 ANIMAL CONTROL - GENERAL									
FUND: 0001 GENERAL FUND									
REVENUES:									
	TAXES - PROPERTY	\$0	\$0	\$0	\$0	\$0	\$0	0.00	
4101	- ANIMAL LICENSES	\$22,803	\$27,000	\$27,000	\$27,000	\$27,851	\$0	\$27,851	103.15
	LICENSES & PERMITS	\$22,803	\$27,000	\$27,000	\$27,000	\$27,851	\$0	\$27,851	103.15
4212	- ANIMAL FINES	\$6,176	\$5,000	\$5,000	\$5,000	\$3,595	\$0	\$3,595	71.90
	FINES & FORFEITURES	\$6,176	\$5,000	\$5,000	\$5,000	\$3,595	\$0	\$3,595	71.90
4411	- STATE MOTOR VEHICLE IN LIEU	\$157,518	\$151,845	\$151,845	\$151,845	\$183,872	\$0	\$183,872	121.09
4430	- HEALTH REALIGNMENT	\$78,378	\$116,286	\$116,286	\$116,286	\$42,576	\$0	\$42,576	36.61
	AID FROM OTHER GOVT AGENCIES	\$235,896	\$268,131	\$268,131	\$268,131	\$226,448	\$0	\$226,448	84.45
4676	- RESTITUTION	\$1,719	\$0	\$0	\$0	\$0	\$0	\$0	0.00
	CHARGES FOR CURRENT SERVICES	\$1,719	\$0	\$0	\$0	\$0	\$0	\$0	0.00
4998	- OPERATING TRANSFERS IN	\$0	\$0	\$4,420	\$4,420	\$0	\$0	\$0	0.00
	OTHER FINANCING SOURCES	\$0	\$0	\$4,420	\$4,420	\$0	\$0	\$0	0.00
	OTHER REVENUE	\$0	\$0	\$0	\$0	\$0	\$0	\$0	0.00
	TOTAL REVENUES:	\$266,596	\$300,131	\$304,551	\$304,551	\$257,895	\$0	\$257,895	84.68
EXPENSES:									
5001	- SALARIED EMPLOYEES	\$229,133	\$232,199	\$232,199	\$231,780	\$172,619	\$0	\$172,619	74.47
5003	- OVERTIME	\$23,670	\$27,785	\$27,785	\$27,785	\$20,347	\$0	\$20,347	73.23
5004	- STANDBY TIME	\$7,277	\$8,680	\$8,680	\$8,680	\$7,209	\$0	\$7,209	83.06
5005	- HOLIDAY OVERTIME	\$915	\$1,737	\$1,737	\$2,156	\$1,911	\$0	\$1,911	88.65
5012	- PART TIME EMPLOYEES	\$33,008	\$29,654	\$29,654	\$29,654	\$18,728	\$0	\$18,728	63.15
5021	- RETIREMENT & SOCIAL	\$22,311	\$22,990	\$22,990	\$22,990	\$16,678	\$0	\$16,678	72.54
5022	- PERS RETIREMENT	\$50,169	\$29,157	\$29,157	\$29,157	\$21,412	\$0	\$21,412	73.43
5024	- RETIREMENT-UNFUNDED LIAB	\$0	\$44,862	\$44,862	\$44,862	\$44,862	\$0	\$44,862	100.00
5031	- MEDICAL INSURANCE	\$42,267	\$46,079	\$46,079	\$46,079	\$32,230	\$0	\$32,230	69.94
5032	- DISABILITY INSURANCE	\$2,176	\$2,661	\$2,661	\$2,661	\$1,709	\$0	\$1,709	64.25
5042	- SICK LEAVE BUY OUT	\$1,932	\$2,791	\$2,791	\$2,791	\$0	\$0	\$0	0.00
5043	- OTHER BENEFITS	\$4,818	\$4,800	\$4,800	\$4,800	\$3,470	\$0	\$3,470	72.30
5111	- CLOTHING	\$4,600	\$4,800	\$4,800	\$4,800	\$2,694	\$0	\$2,694	56.12
	SALARIES & BENEFITS	\$422,282	\$458,195	\$458,195	\$458,195	\$343,874	\$0	\$343,874	75.04
5112	- PERSONAL & SAFETY	\$0	\$0	\$0	\$95	\$94	\$0	\$94	99.77

COUNTY OF INYO

BUD022BX - BUDGET INFORMATION

BUDGET TO ACTUAL COMPARE - THIRD QUARTER

RUNDATE: 03/31/2018 TODAY'S DATE: 05/02/2018

FOR FISCAL YEARS: 07/01/2017 - 06/30/2018

	YTD ACTUALS 06/30/2017	BOARD APPROVED 06/30/2018	WORKING BUDGET 06/30/2018	THIRD QUARTER 06/30/2018	YTD ACTUALS 06/30/2018	YTD ENC 06/30/2018	YTD ACTUALS + ENC	YTD % w/ ENC 06/30/2018
5122 - CELL PHONES	\$2,054	\$1,800	\$1,800	\$1,800	\$1,241	\$0	\$1,241	68.97
5171 - MAINTENANCE OF EQUIPMENT	\$0	\$200	\$200	\$200	\$0	\$0	\$0	0.00
5173 - MAINTENANCE OF	\$0	\$76	\$76	\$76	\$0	\$0	\$0	0.00
5232 - OFFICE & OTHER EQUIP < \$5,000	\$2,744	\$7,504	\$3,084	\$3,084	\$275	\$1,600	\$1,876	60.85
5260 - HEALTH - EMPLOYEE	\$0	\$500	\$500	\$500	\$0	\$0	\$0	0.00
5265 - PROFESSIONAL & SPECIAL	\$32,435	\$22,395	\$32,422	\$32,422	\$15,205	\$0	\$15,205	46.89
5311 - GENERAL OPERATING EXPENSE	\$33,839	\$54,442	\$54,442	\$54,097	\$24,112	\$7,685	\$31,798	58.78
5330 - TRAVEL EXPENSE-REQUIRED	\$298	\$0	\$0	\$0	\$0	\$0	\$0	0.00
5331 - TRAVEL EXPENSE	\$3,907	\$5,217	\$5,217	\$5,217	\$2,118	\$0	\$2,118	40.61
5351 - UTILITIES	\$2,555	\$3,950	\$3,950	\$3,950	\$2,140	\$0	\$2,140	54.19
SERVICES & SUPPLIES	\$77,834	\$96,084	\$101,691	\$101,441	\$45,189	\$9,286	\$54,476	53.70
5121 - INTERNAL CHARGES	\$2,146	\$2,268	\$2,268	\$2,268	\$549	\$0	\$549	24.22
5123 - TECH REFRESH EXPENSE	\$3,962	\$3,632	\$3,632	\$3,632	\$2,724	\$0	\$2,724	75.00
5128 - INTERNAL SHREDDING	\$144	\$150	\$150	\$150	\$0	\$0	\$0	0.00
5129 - INTERNAL COPY CHARGES	\$0	\$10	\$10	\$260	\$256	\$0	\$256	98.64
5152 - WORKERS COMPENSATION	\$27,995	\$19,574	\$19,574	\$19,574	\$14,680	\$0	\$14,680	75.00
5155 - PUBLIC LIABILITY INSURANCE	\$2,638	\$3,667	\$3,667	\$3,667	\$2,750	\$0	\$2,750	75.00
5333 - MOTOR POOL	\$44,449	\$45,000	\$45,000	\$45,000	\$28,429	\$0	\$28,429	63.17
INTERNAL CHARGES	\$81,336	\$74,301	\$74,301	\$74,551	\$49,389	\$0	\$49,389	66.24
FIXED ASSETS	\$0	\$0	\$0	\$0	\$0	\$0	\$0	0.00
OTHER FINANCING USES	\$0	\$0	\$0	\$0	\$0	\$0	\$0	0.00
TOTAL EXPENSES:	\$581,453	\$628,580	\$634,187	\$634,187	\$438,453	\$9,286	\$447,740	70.60
NET BUDGET UNIT: 023900 ANIMAL CONTROL - GENERAL	(\$314,856)	(\$328,449)	(\$329,636)	(\$329,636)	(\$180,558)	(\$9,286)	(\$189,845)	57.59

COUNTY OF INYO

BUD022BX - BUDGET INFORMATION

BUDGET TO ACTUAL COMPARE - THIRD QUARTER

RUNDATE: 03/31/2018 TODAY'S DATE: 05/02/2018

FOR FISCAL YEARS: 07/01/2017 - 06/30/2018

	YTD ACTUALS 06/30/2017	BOARD APPROVED 06/30/2018	WORKING BUDGET 06/30/2018	THIRD QUARTER 06/30/2018	YTD ACTUALS 06/30/2018	YTD ENC 06/30/2018	YTD ACTUALS + ENC	YTD % w/ ENC 06/30/2018
045100 HEALTH - GENERAL								
FUND: 0001 GENERAL FUND								
REVENUES:								
4171 - D H R PERMITS	\$672	\$605	\$605	\$605	\$405	\$0	\$405	66.94
LICENSES & PERMITS	\$672	\$605	\$605	\$605	\$405	\$0	\$405	66.94
4211 - CRIMINAL FINES	\$1,330	\$10,000	\$10,000	\$8,750	\$0	\$0	\$0	0.00
FINES & FORFEITURES	\$1,330	\$10,000	\$10,000	\$8,750	\$0	\$0	\$0	0.00
4411 - STATE MOTOR VEHICLE IN LIEU	\$590,692	\$538,818	\$538,818	\$689,522	\$689,522	\$0	\$689,522	100.00
4430 - HEALTH REALIGNMENT	\$397,341	\$381,604	\$381,604	\$381,604	\$139,718	\$0	\$139,718	36.61
4498 - STATE GRANTS	\$133,235	\$164,394	\$164,394	\$164,394	\$66,563	\$0	\$66,563	40.48
4552 - FEDERAL OTHER	\$264,103	\$398,011	\$398,011	\$247,307	\$0	\$0	\$0	0.00
AID FROM OTHER GOVT AGENCIES	\$1,385,372	\$1,482,827	\$1,482,827	\$1,482,827	\$895,803	\$0	\$895,803	60.41
4618 - EMS ACCOUNTING	\$20,019	\$20,020	\$38,378	\$38,378	\$38,377	\$0	\$38,377	100.00
4701 - VITAL STATISTICS	\$13,208	\$12,757	\$12,757	\$12,757	\$9,303	\$0	\$9,303	72.93
4732 - E.M.S. RADIO MAINTENANCE	\$1,575	\$1,575	\$1,575	\$1,575	\$1,575	\$0	\$1,575	100.00
4742 - PATIENT PAYMENTS	\$5,989	\$5,000	\$5,000	\$5,000	\$4,448	\$0	\$4,448	88.97
4819 - SERVICES & FEES	\$1,709	\$1,500	\$1,500	\$1,500	\$1,150	\$0	\$1,150	76.66
4821 - INTRA COUNTY CHARGES	\$36,419	\$110,919	\$110,919	\$110,919	\$13,606	\$0	\$13,606	12.26
CHARGES FOR CURRENT SERVICES	\$78,921	\$151,771	\$170,129	\$170,129	\$68,461	\$0	\$68,461	40.24
4998 - OPERATING TRANSFERS IN	\$0	\$7,500	\$7,500	\$7,500	\$6,507	\$0	\$6,507	86.76
OTHER FINANCING SOURCES	\$0	\$7,500	\$7,500	\$7,500	\$6,507	\$0	\$6,507	86.76
4951 - DONATIONS	\$0	\$0	\$50	\$1,300	\$1,300	\$0	\$1,300	100.00
OTHER REVENUE	\$0	\$0	\$50	\$1,300	\$1,300	\$0	\$1,300	100.00
TOTAL REVENUES:	\$1,466,297	\$1,652,703	\$1,671,111	\$1,671,111	\$972,478	\$0	\$972,478	58.19
EXPENSES:								
5001 - SALARIED EMPLOYEES	\$572,915	\$657,941	\$657,941	\$649,538	\$345,392	\$0	\$345,392	53.17
5002 - CONTRACT EMPLOYEES	\$129,144	\$125,400	\$125,400	\$125,400	\$86,815	\$0	\$86,815	69.23
5003 - OVERTIME	\$8,757	\$10,000	\$10,000	\$10,000	\$6,421	\$0	\$6,421	64.21
5004 - STANDBY TIME	\$7,369	\$21,125	\$21,125	\$21,125	\$12,092	\$0	\$12,092	57.24
5012 - PART TIME EMPLOYEES	\$31,566	\$35,888	\$35,888	\$44,291	\$33,218	\$0	\$33,218	75.00
5021 - RETIREMENT & SOCIAL	\$56,332	\$63,543	\$63,543	\$63,543	\$37,684	\$0	\$37,684	59.30
5022 - PERS RETIREMENT	\$120,814	\$77,579	\$77,579	\$77,579	\$39,804	\$0	\$39,804	51.30
5024 - RETIREMENT-UNFUNDED LIAB	\$0	\$92,104	\$92,104	\$92,104	\$92,104	\$0	\$92,104	100.00
5025 - RETIREE HEALTH BENEFITS	\$87,591	\$84,485	\$84,485	\$84,485	\$63,363	\$0	\$63,363	75.00
5031 - MEDICAL INSURANCE	\$80,325	\$92,017	\$71,481	\$71,481	\$52,844	\$0	\$52,844	73.92

COUNTY OF INYO

BUD022BX - BUDGET INFORMATION

BUDGET TO ACTUAL COMPARE - THIRD QUARTER

RUNDATE: 03/31/2018 TODAY'S DATE: 05/02/2018

FOR FISCAL YEARS: 07/01/2017 - 06/30/2018

	YTD ACTUALS 06/30/2017	BOARD APPROVED 06/30/2018	WORKING BUDGET 06/30/2018	THIRD QUARTER 06/30/2018	YTD ACTUALS 06/30/2018	YTD ENC 06/30/2018	YTD ACTUALS + ENC	YTD % w/ ENC 06/30/2018
5032 - DISABILITY INSURANCE	\$4,758	\$6,895	\$6,895	\$6,895	\$3,338	\$0	\$3,338	48.41
5034 - EDUCATION REIMBURSEMENT	\$0	\$350	\$350	\$350	\$0	\$0	\$0	0.00
5042 - SICK LEAVE BUY OUT	\$5,081	\$1,331	\$1,331	\$1,331	\$364	\$0	\$364	27.36
5043 - OTHER BENEFITS	\$17,475	\$15,816	\$36,352	\$36,352	\$20,902	\$0	\$20,902	57.50
SALARIES & BENEFITS	\$1,122,132	\$1,284,474	\$1,284,474	\$1,284,474	\$794,346	\$0	\$794,346	61.84
5122 - CELL PHONES	\$378	\$440	\$440	\$440	\$288	\$0	\$288	65.60
5154 - UNEMPLOYMENT INSURANCE	\$1,109	\$1,500	\$1,500	\$1,500	\$0	\$0	\$0	0.00
5157 - MEDICAL MALPRACTICE	\$34,396	\$34,835	\$34,835	\$34,835	\$26,126	\$0	\$26,126	75.00
5191 - MAINTENANCE OF STRUCTURES	\$0	\$5,000	\$5,000	\$5,000	\$0	\$0	\$0	0.00
5232 - OFFICE & OTHER EQUIP <\$5,000	\$32,855	\$8,000	\$13,000	\$13,000	\$710	\$2,774	\$3,485	26.80
5260 - HEALTH - EMPLOYEE	\$4,522	\$2,000	\$6,000	\$6,000	\$2,041	\$0	\$2,041	34.03
5263 - ADVERTISING	\$2,277	\$1,500	\$1,500	\$1,500	\$461	\$0	\$461	30.77
5265 - PROFESSIONAL & SPECIAL	\$153,165	\$189,200	\$189,200	\$181,900	\$58,635	\$36,420	\$95,056	52.25
5291 - OFFICE, SPACE & SITE RENTAL	\$46,445	\$30,217	\$30,217	\$37,517	\$25,689	\$3,760	\$29,449	78.49
5311 - GENERAL OPERATING EXPENSE	\$45,701	\$99,999	\$128,206	\$128,206	\$33,292	\$26,013	\$59,305	46.25
5331 - TRAVEL EXPENSE	\$8,208	\$16,444	\$16,444	\$16,444	\$5,685	\$0	\$5,685	34.57
5351 - UTILITIES	\$11,465	\$15,350	\$15,350	\$15,350	\$8,769	\$0	\$8,769	57.13
SERVICES & SUPPLIES	\$340,526	\$404,485	\$441,692	\$441,692	\$161,701	\$68,969	\$230,670	52.22
5121 - INTERNAL CHARGES	\$31,912	\$26,000	\$26,000	\$26,000	\$8,810	\$0	\$8,810	33.88
5123 - TECH REFRESH EXPENSE	\$7,683	\$12,020	\$12,020	\$12,020	\$9,015	\$0	\$9,015	75.00
5128 - INTERNAL SHREDDING	\$1,415	\$1,481	\$1,481	\$1,481	\$0	\$0	\$0	0.00
5129 - INTERNAL COPY CHARGES	\$3,721	\$4,183	\$4,183	\$4,183	\$1,193	\$0	\$1,193	28.52
5152 - WORKERS COMPENSATION	\$9,596	\$12,917	\$12,917	\$12,917	\$9,687	\$0	\$9,687	75.00
5155 - PUBLIC LIABILITY INSURANCE	\$7,473	\$9,448	\$9,448	\$9,448	\$7,085	\$0	\$7,085	75.00
5315 - COUNTY COST PLAN	\$208,034	\$179,457	\$179,457	\$179,457	\$134,592	\$0	\$134,592	75.00
5333 - MOTOR POOL	\$23,592	\$19,326	\$19,326	\$19,326	\$4,395	\$0	\$4,395	22.74
INTERNAL CHARGES	\$293,428	\$264,832	\$264,832	\$264,832	\$174,781	\$0	\$174,781	66.00
5539 - OTHER AGENCY	\$55,468	\$35,000	\$35,000	\$35,000	\$4,076	\$0	\$4,076	11.64
OTHER CHARGES	\$55,468	\$35,000	\$35,000	\$35,000	\$4,076	\$0	\$4,076	11.64
FIXED ASSETS	\$0	\$0	\$0	\$0	\$0	\$0	\$0	0.00
5801 - OPERATING TRANSFERS OUT	\$8,771	\$669	\$669	\$669	\$669	\$0	\$669	100.00
OTHER FINANCING USES	\$8,771	\$669	\$669	\$669	\$669	\$0	\$669	100.00
TOTAL EXPENSES:	\$1,820,326	\$1,989,460	\$2,026,667	\$2,026,667	\$1,135,573	\$68,969	\$1,204,543	59.43
NET BUDGET UNIT: 045100 HEALTH - GENERAL	(\$354,029)	(\$336,757)	(\$355,556)	(\$355,556)	(\$163,095)	(\$68,969)	(\$232,065)	65.26

COUNTY OF INYO

BUD022BX - BUDGET INFORMATION

BUDGET TO ACTUAL COMPARE - THIRD QUARTER

RUNDATE: 03/31/2018 TODAY'S DATE: 05/02/2018

FOR FISCAL YEARS: 07/01/2017 - 06/30/2018

	YTD ACTUALS 06/30/2017	BOARD APPROVED 06/30/2018	WORKING BUDGET 06/30/2018	THIRD QUARTER 06/30/2018	YTD ACTUALS 06/30/2018	YTD ENC 06/30/2018	YTD ACTUALS + ENC	YTD % w/ ENC 06/30/2018
045102 CHILD HLTH AND DISABILITY PREV								
FUND: 0001 GENERAL FUND								
REVENUES:								
4498 - STATE GRANTS	\$46,780	\$111,518	\$111,518	\$111,518	\$10,682	\$0	\$10,682	9.57
AID FROM OTHER GOVT AGENCIES	\$46,780	\$111,518	\$111,518	\$111,518	\$10,682	\$0	\$10,682	9.57
CHARGES FOR CURRENT SERVICES	\$0	\$0	\$0	\$0	\$0	\$0	\$0	0.00
OTHER REVENUE	\$0	\$0	\$0	\$0	\$0	\$0	\$0	0.00
TOTAL REVENUES:	\$46,780	\$111,518	\$111,518	\$111,518	\$10,682	\$0	\$10,682	9.57
EXPENSES:								
5001 - SALARIED EMPLOYEES	\$25,315	\$61,742	\$61,742	\$61,742	\$31,109	\$0	\$31,109	50.38
5012 - PART TIME EMPLOYEES	\$901	\$0	\$0	\$0	\$0	\$0	\$0	0.00
5021 - RETIREMENT & SOCIAL	\$2,087	\$4,838	\$4,838	\$4,838	\$2,503	\$0	\$2,503	51.73
5022 - PERS RETIREMENT	\$6,389	\$7,204	\$7,204	\$7,204	\$3,896	\$0	\$3,896	54.08
5024 - RETIREMENT-UNFUNDED LIAB	\$0	\$5,035	\$5,035	\$5,035	\$5,035	\$0	\$5,035	100.00
5031 - MEDICAL INSURANCE	\$2,187	\$10,235	\$9,613	\$9,613	\$1,711	\$0	\$1,711	17.79
5032 - DISABILITY INSURANCE	\$222	\$618	\$618	\$618	\$287	\$0	\$287	46.57
5042 - SICK LEAVE BUY OUT	\$59	\$61	\$61	\$61	\$0	\$0	\$0	0.00
5043 - OTHER BENEFITS	\$1,324	\$1,440	\$2,062	\$2,062	\$1,667	\$0	\$1,667	80.88
SALARIES & BENEFITS	\$38,488	\$91,173	\$91,173	\$91,173	\$46,210	\$0	\$46,210	50.68
5265 - PROFESSIONAL & SPECIAL	\$27	\$200	\$200	\$200	\$0	\$0	\$0	0.19
5291 - OFFICE, SPACE & SITE RENTAL	\$100	\$266	\$266	\$266	\$195	\$0	\$195	73.42
5311 - GENERAL OPERATING EXPENSE	\$184	\$14,536	\$14,536	\$14,386	\$152	\$0	\$152	1.05
5331 - TRAVEL EXPENSE	\$1,227	\$3,000	\$3,000	\$3,000	\$0	\$0	\$0	0.00
5351 - UTILITIES	\$393	\$554	\$554	\$689	\$516	\$0	\$516	74.94
SERVICES & SUPPLIES	\$1,934	\$18,556	\$18,556	\$18,541	\$864	\$0	\$864	4.66
5121 - INTERNAL CHARGES	\$373	\$1,000	\$1,000	\$1,000	\$27	\$0	\$27	2.70
5129 - INTERNAL COPY CHARGES	\$33	\$26	\$26	\$41	\$30	\$0	\$30	74.95
5152 - WORKERS COMPENSATION	\$618	\$440	\$440	\$440	\$330	\$0	\$330	75.00
5155 - PUBLIC LIABILITY INSURANCE	\$481	\$323	\$323	\$323	\$242	\$0	\$242	75.00
INTERNAL CHARGES	\$1,506	\$1,789	\$1,789	\$1,804	\$630	\$0	\$630	34.92
FIXED ASSETS	\$0	\$0	\$0	\$0	\$0	\$0	\$0	0.00
TOTAL EXPENSES:	\$41,929	\$111,518	\$111,518	\$111,518	\$47,704	\$0	\$47,704	42.77
NET BUDGET UNIT: 045102 CHILD HLTH AND DISABILITY PREV	\$4,850	\$0	\$0	\$0	(\$37,022)	\$0	(\$37,022)	0.00

COUNTY OF INYO

BUD022BX - BUDGET INFORMATION

BUDGET TO ACTUAL COMPARE - THIRD QUARTER

RUNDATE: 03/31/2018 TODAY'S DATE: 05/02/2018

FOR FISCAL YEARS: 07/01/2017 - 06/30/2018

	YTD ACTUALS 06/30/2017	BOARD APPROVED 06/30/2018	WORKING BUDGET 06/30/2018	THIRD QUARTER 06/30/2018	YTD ACTUALS 06/30/2018	YTD ENC 06/30/2018	YTD ACTUALS + ENC	YTD % w/ ENC 06/30/2018
045200 COMMUNITY MENTAL HEALTH								
FUND: 0001 GENERAL FUND								
REVENUES:								
	TAXES - PROPERTY	\$0	\$0	\$0	\$0	\$0	\$0	0.00
	LICENSES & PERMITS	\$0	\$0	\$0	\$0	\$0	\$0	0.00
	RENTS & LEASES	\$0	\$0	\$0	\$0	\$0	\$0	0.00
4311	- RENTS	\$91,971	\$85,172	\$85,172	\$85,172	\$64,002	\$64,002	75.14
	REV USE OF MONEY & PROPERTY	\$91,971	\$85,172	\$85,172	\$85,172	\$64,002	\$64,002	75.14
4411	- STATE MOTOR VEHICLE IN LIEU	\$100,101	\$100,101	\$100,102	\$100,102	\$100,101	\$100,101	100.00
4450	- MENTAL HEALTH	\$1,009,539	\$1,020,161	\$1,020,161	\$1,020,161	\$609,532	\$609,532	59.74
4460	- REALIGNMENT - 2011	\$588,000	\$500,195	\$500,195	\$500,195	\$250,098	\$250,098	50.00
4498	- STATE GRANTS	\$1,440,974	\$3,045,634	\$3,136,478	\$2,536,478	\$1,500,000	\$1,500,000	59.13
4499	- STATE OTHER	\$0	\$200,000	\$200,000	\$200,000	\$0	\$0	0.00
4552	- FEDERAL OTHER	\$154,287	\$216,986	\$216,986	\$216,986	\$60,093	\$60,093	27.69
	AID FROM OTHER GOVT AGENCIES	\$3,292,902	\$5,083,077	\$5,173,922	\$4,573,922	\$2,519,825	\$2,519,825	55.09
4681	- LPS PRIVATE PAY	\$0	\$6,000	\$15,956	\$15,956	\$19,356	\$19,356	121.30
4720	- NON FEDERAL MEDICARE	\$11,054	\$10,000	\$10,000	\$10,000	\$4,990	\$4,990	49.90
4722	- FEDERAL MEDICARE MEDICAID	\$20,703	\$25,000	\$25,000	\$25,000	\$10,877	\$10,877	43.51
4742	- PATIENT PAYMENTS	\$125	\$3,000	\$3,000	\$3,000	\$141	\$141	4.70
4747	- INSURANCE PAYMENTS	\$1,204	\$1,500	\$5,110	\$5,110	\$935	\$935	18.30
4748	- MENTAL HEALTH MEDICAL	\$903,041	\$1,045,416	\$1,045,416	\$1,045,416	\$342,531	\$342,531	32.76
	CHARGES FOR CURRENT SERVICES	\$936,128	\$1,090,916	\$1,104,482	\$1,104,482	\$378,832	\$378,832	34.29
4998	- OPERATING TRANSFERS IN	\$392,038	\$0	\$0	\$600,000	\$0	\$0	0.00
	OTHER FINANCING SOURCES	\$392,038	\$0	\$0	\$600,000	\$0	\$0	0.00
4901	- PRIOR YEARS REVENUE	\$698	\$0	\$0	\$0	\$0	\$0	0.00
4951	- DONATIONS	\$128	\$500	\$500	\$500	\$0	\$0	0.00
4999	- PRIOR YEARS	\$247	\$0	\$497	\$497	\$0	\$497	100.00
	OTHER REVENUE	\$1,074	\$500	\$997	\$997	\$497	\$497	49.84
	TOTAL REVENUES:	\$4,714,116	\$6,259,665	\$6,364,573	\$6,364,573	\$2,963,157	\$2,963,157	46.55
EXPENSES:								
5001	- SALARIED EMPLOYEES	\$2,022,688	\$2,552,118	\$2,552,118	\$2,552,118	\$1,543,550	\$1,543,550	60.48
5003	- OVERTIME	\$22,501	\$26,412	\$26,412	\$26,412	\$20,193	\$20,193	76.45
5004	- STANDBY TIME	\$22,588	\$42,250	\$42,250	\$42,250	\$27,432	\$27,432	64.92

COUNTY OF INYO

BUD022BX - BUDGET INFORMATION

BUDGET TO ACTUAL COMPARE - THIRD QUARTER

RUNDATE: 03/31/2018 TODAY'S DATE: 05/02/2018

FOR FISCAL YEARS: 07/01/2017 - 06/30/2018

	YTD ACTUALS 06/30/2017	BOARD APPROVED 06/30/2018	WORKING BUDGET 06/30/2018	THIRD QUARTER 06/30/2018	YTD ACTUALS 06/30/2018	YTD ENC 06/30/2018	YTD ACTUALS + ENC	YTD % w/ ENC 06/30/2018
5005 - HOLIDAY OVERTIME	\$14,946	\$15,000	\$15,000	\$15,000	\$12,806	\$0	\$12,806	85.37
5012 - PART TIME EMPLOYEES	\$50,737	\$110,288	\$110,288	\$110,288	\$39,197	\$0	\$39,197	35.54
5021 - RETIREMENT & SOCIAL	\$158,856	\$203,778	\$203,778	\$203,778	\$121,544	\$0	\$121,544	59.64
5022 - PERS RETIREMENT	\$496,883	\$358,793	\$358,793	\$358,793	\$211,372	\$0	\$211,372	58.91
5024 - RETIREMENT-UNFUNDED LIAB	\$0	\$420,052	\$420,052	\$420,052	\$420,052	\$0	\$420,052	100.00
5025 - RETIREE HEALTH BENEFITS	\$121,415	\$151,468	\$151,468	\$151,468	\$113,600	\$0	\$113,600	75.00
5031 - MEDICAL INSURANCE	\$353,373	\$488,050	\$479,067	\$479,067	\$317,287	\$0	\$317,287	66.23
5032 - DISABILITY INSURANCE	\$17,847	\$26,058	\$26,058	\$26,058	\$14,152	\$0	\$14,152	54.31
5034 - EDUCATION REIMBURSEMENT	\$0	\$350	\$350	\$350	\$0	\$0	\$0	0.00
5042 - SICK LEAVE BUY OUT	\$9,330	\$7,128	\$7,128	\$7,128	\$4,469	\$0	\$4,469	62.71
5043 - OTHER BENEFITS	\$45,516	\$30,096	\$39,079	\$39,079	\$28,825	\$0	\$28,825	73.76
5111 - CLOTHING	\$120	\$200	\$200	\$200	\$180	\$0	\$180	90.00
SALARIES & BENEFITS	\$3,336,805	\$4,432,041	\$4,432,041	\$4,432,041	\$2,874,667	\$0	\$2,874,667	64.86
5122 - CELL PHONES	\$1,573	\$1,980	\$1,980	\$1,980	\$1,124	\$0	\$1,124	56.79
5131 - FOOD & HOUSEHOLD SUPPLIES	\$41,275	\$37,000	\$37,000	\$40,022	\$30,016	\$0	\$30,016	75.00
5154 - UNEMPLOYMENT INSURANCE	\$7,674	\$10,000	\$5,000	\$10,448	\$7,836	\$0	\$7,836	75.00
5157 - MEDICAL MALPRACTICE	\$34,395	\$34,835	\$34,835	\$34,835	\$26,126	\$0	\$26,126	75.00
5232 - OFFICE & OTHER EQUIP < \$5,000	\$36,901	\$14,800	\$17,800	\$19,000	\$9,384	\$5,933	\$15,318	80.62
5260 - HEALTH - EMPLOYEE	\$7,713	\$5,000	\$17,208	\$17,208	\$4,230	\$0	\$4,230	24.58
5263 - ADVERTISING	\$2,487	\$3,000	\$3,000	\$3,000	\$695	\$0	\$695	23.17
5265 - PROFESSIONAL & SPECIAL	\$182,493	\$383,636	\$456,636	\$456,636	\$108,654	\$71,176	\$179,831	39.38
5291 - OFFICE, SPACE & SITE RENTAL	\$60,729	\$59,293	\$59,293	\$59,293	\$41,650	\$2,550	\$44,200	74.54
5311 - GENERAL OPERATING EXPENSE	\$57,783	\$39,300	\$59,000	\$50,530	\$34,789	\$4,638	\$39,427	78.02
5331 - TRAVEL EXPENSE	\$16,330	\$26,502	\$26,502	\$26,502	\$14,141	\$0	\$14,141	53.36
5337 - 5150 TRANSPORTS	\$7,541	\$10,000	\$10,000	\$6,800	\$0	\$0	\$0	0.00
5351 - UTILITIES	\$70,328	\$62,000	\$62,000	\$62,000	\$49,620	\$0	\$49,620	80.03
SERVICES & SUPPLIES	\$527,227	\$687,346	\$790,254	\$788,254	\$328,271	\$84,298	\$412,570	52.33
5121 - INTERNAL CHARGES	\$126,366	\$113,205	\$113,205	\$113,205	\$38,055	\$0	\$38,055	33.61
5123 - TECH REFRESH EXPENSE	\$21,276	\$36,059	\$36,059	\$36,059	\$27,044	\$0	\$27,044	75.00
5128 - INTERNAL SHREDDING	\$862	\$900	\$900	\$900	\$0	\$0	\$0	0.00
5129 - INTERNAL COPY CHARGES	\$5,135	\$4,520	\$4,520	\$4,520	\$3,201	\$0	\$3,201	70.83
5152 - WORKERS COMPENSATION	\$30,915	\$40,439	\$40,439	\$40,439	\$30,329	\$0	\$30,329	75.00
5155 - PUBLIC LIABILITY INSURANCE	\$23,677	\$27,899	\$27,899	\$27,899	\$20,924	\$0	\$20,924	75.00
5315 - COUNTY COST PLAN	\$439,229	\$540,657	\$540,657	\$540,657	\$405,492	\$0	\$405,492	75.00
5333 - MOTOR POOL	\$59,724	\$39,594	\$39,594	\$39,594	\$31,653	\$0	\$31,653	79.94
INTERNAL CHARGES	\$707,186	\$803,273	\$803,273	\$803,273	\$556,701	\$0	\$556,701	69.30
5501 - SUPPORT & CARE OF PERSONS	\$98,440	\$90,000	\$90,000	\$92,000	\$55,452	\$22,359	\$77,811	84.57
5508 - SUPPORT & CARE - 1099	\$114,735	\$150,000	\$162,893	\$162,893	\$79,437	\$39,916	\$119,353	73.27

COUNTY OF INYO

BUD022BX - BUDGET INFORMATION

BUDGET TO ACTUAL COMPARE - THIRD QUARTER

RUNDATE: 03/31/2018 TODAY'S DATE: 05/02/2018

FOR FISCAL YEARS: 07/01/2017 - 06/30/2018

	YTD ACTUALS 06/30/2017	BOARD APPROVED 06/30/2018	WORKING BUDGET 06/30/2018	THIRD QUARTER 06/30/2018	YTD ACTUALS 06/30/2018	YTD ENC 06/30/2018	YTD ACTUALS + ENC	YTD % w/ ENC 06/30/2018
OTHER CHARGES	\$213,175	\$240,000	\$252,893	\$254,893	\$134,889	\$62,276	\$197,165	77.35
FIXED ASSETS	\$0	\$0	\$0	\$0	\$0	\$0	\$0	0.00
5801 - OPERATING TRANSFERS OUT	\$2,239	\$120,862	\$120,862	\$120,862	\$1,955	\$0	\$1,955	1.61
OTHER FINANCING USES	\$2,239	\$120,862	\$120,862	\$120,862	\$1,955	\$0	\$1,955	1.61
TOTAL EXPENSES:	\$4,786,634	\$6,283,522	\$6,399,323	\$6,399,323	\$3,896,485	\$146,575	\$4,043,060	63.17
NET BUDGET UNIT: 045200 COMMUNITY MENTAL HEALTH	(\$72,518)	(\$23,857)	(\$34,750)	(\$34,750)	(\$933,328)	(\$146,575)	(\$1,079,903)	3,107.63

COUNTY OF INYO

BUD022BX - BUDGET INFORMATION

BUDGET TO ACTUAL COMPARE - THIRD QUARTER

RUNDATE: 03/31/2018 TODAY'S DATE: 05/02/2018

FOR FISCAL YEARS: 07/01/2017 - 06/30/2018

	YTD ACTUALS 06/30/2017	BOARD APPROVED 06/30/2018	WORKING BUDGET 06/30/2018	THIRD QUARTER 06/30/2018	YTD ACTUALS 06/30/2018	YTD ENC 06/30/2018	YTD ACTUALS + ENC	YTD % w/ ENC 06/30/2018
045400 ENVIRONMENTAL HEALTH - GENERAL								
FUND: 0001 GENERAL FUND								
REVENUES:								
TAXES - PROPERTY	\$0	\$0	\$0	\$0	\$0	\$0	\$0	0.00
4170 - WELL PERMITS	\$16,040	\$15,033	\$10,033	\$6,000	\$4,759	\$0	\$4,759	79.31
4172 - SEWER APPLICATIONS	\$5,899	\$4,182	\$4,182	\$2,800	\$2,170	\$0	\$2,170	77.50
4174 - WELL & WATER SYSTEM	\$44,833	\$47,708	\$47,708	\$47,708	\$34,171	\$0	\$34,171	71.62
4182 - SWIMMING POOL PERMITS	\$9,499	\$9,268	\$9,268	\$9,268	\$7,665	\$0	\$7,665	82.70
4183 - FOOD ESTABLISHMENT	\$45,722	\$45,800	\$45,800	\$45,800	\$30,235	\$0	\$30,235	66.01
4184 - SEWAGE PUMP VEHICLE	\$2,245	\$1,996	\$1,996	\$1,749	\$1,272	\$0	\$1,272	72.72
4187 - NITRATE ANALYSES	\$0	\$1,072	\$1,072	\$750	\$9,664	\$0	\$9,664	1,288.53
LICENSES & PERMITS	\$124,238	\$125,059	\$120,059	\$114,075	\$89,936	\$0	\$89,936	78.83
RENTS & LEASES	\$0	\$0	\$0	\$0	\$0	\$0	\$0	0.00
4411 - STATE MOTOR VEHICLE IN LIEU	\$236,277	\$227,767	\$227,767	\$227,767	\$275,808	\$0	\$275,808	121.09
4430 - HEALTH REALIGNMENT	\$52,616	\$174,429	\$170,634	\$170,634	\$63,864	\$0	\$63,864	37.42
4498 - STATE GRANTS	\$47,201	\$69,000	\$69,000	\$69,000	\$17,881	\$0	\$17,881	25.91
AID FROM OTHER GOVT AGENCIES	\$336,095	\$471,196	\$467,401	\$467,401	\$357,555	\$0	\$357,555	76.49
4723 - WATER SAMPLES	\$150,351	\$150,000	\$150,000	\$150,000	\$113,267	\$0	\$113,267	75.51
4729 - EH WASTE INSPECTION &	\$16,695	\$16,695	\$16,695	\$17,226	\$17,226	\$0	\$17,226	100.00
4754 - HAZARDOUS WASTE FEES	\$88,991	\$87,000	\$115,795	\$115,795	\$108,768	\$0	\$108,768	93.93
4819 - SERVICES & FEES	\$65,072	\$80,422	\$60,422	\$40,000	\$32,175	\$0	\$32,175	80.43
CHARGES FOR CURRENT SERVICES	\$321,109	\$334,117	\$342,912	\$323,021	\$271,436	\$0	\$271,436	84.03
4998 - OPERATING TRANSFERS IN	\$38,797	\$0	\$0	\$0	\$0	\$0	\$0	0.00
OTHER FINANCING SOURCES	\$38,797	\$0	\$0	\$0	\$0	\$0	\$0	0.00
OTHER REVENUE	\$0	\$0	\$0	\$0	\$0	\$0	\$0	0.00
TOTAL REVENUES:	\$820,240	\$930,372	\$930,372	\$904,497	\$718,927	\$0	\$718,927	79.48
EXPENSES:								
5001 - SALARIED EMPLOYEES	\$415,971	\$466,382	\$466,382	\$441,814	\$224,464	\$0	\$224,464	50.80
5012 - PART TIME EMPLOYEES	\$9,723	\$29,844	\$29,844	\$29,844	\$18,116	\$0	\$18,116	60.70
5021 - RETIREMENT & SOCIAL	\$32,319	\$38,305	\$38,305	\$38,305	\$18,234	\$0	\$18,234	47.60
5022 - PERS RETIREMENT	\$110,667	\$75,166	\$75,166	\$75,166	\$37,597	\$0	\$37,597	50.01
5024 - RETIREMENT-UNFUNDED LIAB	\$0	\$45,777	\$45,777	\$45,777	\$45,777	\$0	\$45,777	100.00
5025 - RETIREE HEALTH BENEFITS	\$37,784	\$52,762	\$52,762	\$52,762	\$39,571	\$0	\$39,571	75.00
5031 - MEDICAL INSURANCE	\$70,103	\$90,948	\$90,948	\$90,948	\$40,187	\$0	\$40,187	44.18

COUNTY OF INYO

BUD022BX - BUDGET INFORMATION

BUDGET TO ACTUAL COMPARE - THIRD QUARTER

RUNDATE: 03/31/2018 TODAY'S DATE: 05/02/2018

FOR FISCAL YEARS: 07/01/2017 - 06/30/2018

	YTD ACTUALS 06/30/2017	BOARD APPROVED 06/30/2018	WORKING BUDGET 06/30/2018	THIRD QUARTER 06/30/2018	YTD ACTUALS 06/30/2018	YTD ENC 06/30/2018	YTD ACTUALS + ENC	YTD % w/ ENC 06/30/2018
5032 - DISABILITY INSURANCE	\$3,655	\$4,678	\$4,678	\$4,678	\$2,028	\$0	\$2,028	43.37
5042 - SICK LEAVE BUY OUT	\$2,680	\$4,489	\$4,489	\$2,735	\$2,734	\$0	\$2,734	99.98
5043 - OTHER BENEFITS	\$9,363	\$0	\$0	\$1,162	\$1,161	\$0	\$1,161	100.00
SALARIES & BENEFITS	\$692,269	\$808,351	\$808,351	\$783,191	\$429,874	\$0	\$429,874	54.88
5201 - MEDICAL, DENTAL & LAB	\$32,494	\$35,000	\$35,000	\$35,000	\$11,991	\$9,692	\$21,684	61.95
5232 - OFFICE & OTHER EQUIP < \$5,000	\$0	\$0	\$0	\$12,000	\$100	\$0	\$100	0.83
5260 - HEALTH - EMPLOYEE	\$233	\$500	\$500	\$500	\$0	\$0	\$0	0.00
5263 - ADVERTISING	\$412	\$500	\$500	\$500	\$250	\$0	\$250	50.00
5265 - PROFESSIONAL & SPECIAL	\$1,609	\$2,700	\$2,700	\$2,700	\$525	\$0	\$525	19.47
5291 - OFFICE, SPACE & SITE RENTAL	\$1,629	\$0	\$0	\$0	\$0	\$0	\$0	0.00
5311 - GENERAL OPERATING EXPENSE	\$4,883	\$4,000	\$4,000	\$4,000	\$1,772	\$0	\$1,772	44.31
5331 - TRAVEL EXPENSE	\$2,820	\$3,000	\$3,000	\$3,000	\$451	\$0	\$451	15.03
5351 - UTILITIES	\$1,581	\$2,500	\$2,500	\$1,515	\$1,012	\$0	\$1,012	66.84
SERVICES & SUPPLIES	\$45,664	\$48,200	\$48,200	\$59,215	\$16,103	\$9,692	\$25,796	43.56
5121 - INTERNAL CHARGES	\$9,028	\$9,500	\$9,500	\$9,500	\$4,853	\$0	\$4,853	51.08
5123 - TECH REFRESH EXPENSE	\$3,496	\$3,819	\$3,819	\$3,819	\$2,864	\$0	\$2,864	75.00
5128 - INTERNAL SHREDDING	\$345	\$360	\$360	\$360	\$0	\$0	\$0	0.00
5129 - INTERNAL COPY CHARGES	\$472	\$330	\$330	\$600	\$270	\$0	\$270	45.13
5152 - WORKERS COMPENSATION	\$5,159	\$7,279	\$7,279	\$7,279	\$5,459	\$0	\$5,459	75.00
5155 - PUBLIC LIABILITY INSURANCE	\$4,026	\$5,340	\$5,340	\$5,340	\$4,005	\$0	\$4,005	75.00
5315 - COUNTY COST PLAN	\$0	\$21,928	\$21,928	\$21,928	\$16,445	\$0	\$16,445	75.00
5333 - MOTOR POOL	\$30,135	\$32,000	\$32,000	\$20,000	\$11,404	\$0	\$11,404	57.02
INTERNAL CHARGES	\$52,662	\$80,556	\$80,556	\$68,826	\$45,302	\$0	\$45,302	65.82
5655 - VEHICLES	\$29,644	\$0	\$0	\$0	\$0	\$0	\$0	0.00
FIXED ASSETS	\$29,644	\$0	\$0	\$0	\$0	\$0	\$0	0.00
TOTAL EXPENSES:	\$820,240	\$937,107	\$937,107	\$911,232	\$491,281	\$9,692	\$500,974	54.97
NET BUDGET UNIT: 045400 ENVIRONMENTAL HEALTH -	(\$0)	(\$6,735)	(\$6,735)	(\$6,735)	\$227,646	(\$9,692)	\$217,953	-3,236.13

COUNTY OF INYO

BUD022BX - BUDGET INFORMATION

BUDGET TO ACTUAL COMPARE - THIRD QUARTER

RUNDATE: 03/31/2018 TODAY'S DATE: 05/02/2018

FOR FISCAL YEARS: 07/01/2017 - 06/30/2018

	YTD ACTUALS 06/30/2017	BOARD APPROVED 06/30/2018	WORKING BUDGET 06/30/2018	THIRD QUARTER 06/30/2018	YTD ACTUALS 06/30/2018	YTD ENC 06/30/2018	YTD ACTUALS + ENC	YTD % w/ ENC 06/30/2018
045500 CALIFORNIA CHILDREN SERVICE								
FUND: 0001 GENERAL FUND								
REVENUES:								
4420 - SOCIAL SERVICE REALIGNMENT	\$4,441	\$6,886	\$6,886	\$6,886	\$0	\$0	\$0	0.00
4498 - STATE GRANTS	\$2,262	\$13,203	\$13,838	\$13,838	\$0	\$0	\$0	0.00
AID FROM OTHER GOVT AGENCIES	\$6,703	\$20,089	\$20,724	\$20,724	\$0	\$0	\$0	0.00
CHARGES FOR CURRENT SERVICES	\$0	\$0	\$0	\$0	\$0	\$0	\$0	0.00
OTHER REVENUE	\$0	\$0	\$0	\$0	\$0	\$0	\$0	0.00
TOTAL REVENUES:	\$6,703	\$20,089	\$20,724	\$20,724	\$0	\$0	\$0	0.00
EXPENSES:								
5001 - SALARIED EMPLOYEES	\$0	\$7,844	\$7,844	\$7,844	\$0	\$0	\$0	0.00
5021 - RETIREMENT & SOCIAL	\$0	\$600	\$600	\$600	\$0	\$0	\$0	0.00
5022 - PERS RETIREMENT	\$0	\$690	\$690	\$690	\$0	\$0	\$0	0.00
5024 - RETIREMENT-UNFUNDED LIAB	\$0	\$1,373	\$1,373	\$1,373	\$1,373	\$0	\$1,373	100.00
5031 - MEDICAL INSURANCE	\$0	\$1,898	\$1,898	\$1,898	\$0	\$0	\$0	0.00
5032 - DISABILITY INSURANCE	\$0	\$78	\$78	\$78	\$0	\$0	\$0	0.00
SALARIES & BENEFITS	\$0	\$12,483	\$12,483	\$12,483	\$1,373	\$0	\$1,373	11.00
5265 - PROFESSIONAL & SPECIAL	\$6,458	\$7,500	\$8,135	\$8,135	\$2,483	\$0	\$2,483	30.52
5351 - UTILITIES	(\$7)	\$0	\$0	\$0	\$0	\$0	\$0	0.00
SERVICES & SUPPLIES	\$6,450	\$7,500	\$8,135	\$8,135	\$2,483	\$0	\$2,483	30.52
5152 - WORKERS COMPENSATION	\$142	\$61	\$61	\$61	\$45	\$0	\$45	74.95
5155 - PUBLIC LIABILITY INSURANCE	\$111	\$45	\$45	\$45	\$33	\$0	\$33	75.00
INTERNAL CHARGES	\$253	\$106	\$106	\$106	\$79	\$0	\$79	74.97
OTHER CHARGES	\$0	\$0	\$0	\$0	\$0	\$0	\$0	0.00
TOTAL EXPENSES:	\$6,703	\$20,089	\$20,724	\$20,724	\$3,935	\$0	\$3,935	18.98
NET BUDGET UNIT: 045500 CALIFORNIA CHILDREN SERVICE	\$0	\$0	\$0	\$0	(\$3,935)	\$0	(\$3,935)	0.00

COUNTY OF INYO

BUD022BX - BUDGET INFORMATION

BUDGET TO ACTUAL COMPARE - THIRD QUARTER

RUNDATE: 03/31/2018 TODAY'S DATE: 05/02/2018

FOR FISCAL YEARS: 07/01/2017 - 06/30/2018

	YTD ACTUALS 06/30/2017	BOARD APPROVED 06/30/2018	WORKING BUDGET 06/30/2018	THIRD QUARTER 06/30/2018	YTD ACTUALS 06/30/2018	YTD ENC 06/30/2018	YTD ACTUALS + ENC	YTD % w/ ENC 06/30/2018
045501 CALIFORNIA CHILD SERVICE-ADMIN								
FUND: 0001 GENERAL FUND								
REVENUES:								
4420 - SOCIAL SERVICE REALIGNMENT	\$6,795	\$17,967	\$17,967	\$17,967	(\$4,748)	\$0	(\$4,748)	-26.43
4498 - STATE GRANTS	\$47,169	\$88,227	\$90,515	\$90,515	\$23,694	\$0	\$23,694	26.17
AID FROM OTHER GOVT AGENCIES	\$53,964	\$106,194	\$108,482	\$108,482	\$18,945	\$0	\$18,945	17.46
OTHER REVENUE	\$0	\$0	\$0	\$0	\$0	\$0	\$0	0.00
TOTAL REVENUES:	\$53,964	\$106,194	\$108,482	\$108,482	\$18,945	\$0	\$18,945	17.46
EXPENSES:								
5001 - SALARIED EMPLOYEES	\$33,216	\$56,135	\$56,135	\$56,135	\$32,786	\$0	\$32,786	58.40
5012 - PART TIME EMPLOYEES	\$3,003	\$0	\$0	\$0	\$0	\$0	\$0	0.00
5021 - RETIREMENT & SOCIAL	\$2,781	\$4,363	\$4,363	\$4,363	\$2,489	\$0	\$2,489	57.05
5022 - PERS RETIREMENT	\$8,639	\$7,990	\$7,990	\$7,990	\$5,036	\$0	\$5,036	63.03
5024 - RETIREMENT-UNFUNDED LIAB	\$0	\$7,141	\$7,141	\$7,141	\$7,141	\$0	\$7,141	100.00
5031 - MEDICAL INSURANCE	\$4,291	\$10,333	\$10,333	\$10,333	\$5,718	\$0	\$5,718	55.34
5032 - DISABILITY INSURANCE	\$292	\$569	\$569	\$569	\$302	\$0	\$302	53.20
5042 - SICK LEAVE BUY OUT	\$358	\$750	\$750	\$750	\$690	\$0	\$690	92.03
5043 - OTHER BENEFITS	\$503	\$144	\$144	\$144	\$28	\$0	\$28	19.81
SALARIES & BENEFITS	\$53,086	\$87,425	\$87,425	\$87,425	\$54,193	\$0	\$54,193	61.98
5265 - PROFESSIONAL & SPECIAL	\$94	\$300	\$300	\$300	\$0	\$0	\$0	0.00
5311 - GENERAL OPERATING EXPENSE	\$299	\$600	\$600	\$373	\$279	\$0	\$279	75.03
5351 - UTILITIES	\$857	\$900	\$900	\$1,427	\$1,017	\$0	\$1,017	71.29
SERVICES & SUPPLIES	\$1,251	\$1,800	\$1,800	\$2,100	\$1,297	\$0	\$1,297	61.77
5121 - INTERNAL CHARGES	\$765	\$1,000	\$1,000	\$700	\$33	\$0	\$33	4.83
5129 - INTERNAL COPY CHARGES	\$183	\$141	\$200	\$210	\$157	\$0	\$157	74.81
5152 - WORKERS COMPENSATION	\$653	\$478	\$478	\$478	\$358	\$0	\$358	74.99
5155 - PUBLIC LIABILITY INSURANCE	\$510	\$350	\$350	\$350	\$262	\$0	\$262	75.00
INTERNAL CHARGES	\$2,112	\$1,969	\$2,028	\$1,738	\$811	\$0	\$811	46.71
5501 - SUPPORT & CARE OF PERSONS	\$5,667	\$15,000	\$17,229	\$17,219	\$3,787	\$0	\$3,787	22.00
OTHER CHARGES	\$5,667	\$15,000	\$17,229	\$17,219	\$3,787	\$0	\$3,787	22.00
TOTAL EXPENSES:	\$62,117	\$106,194	\$108,482	\$108,482	\$60,090	\$0	\$60,090	55.39
NET BUDGET UNIT: 045501 CALIFORNIA CHILD SERVICE-ADMIN	(\$8,153)	\$0	\$0	\$0	(\$41,145)	\$0	(\$41,145)	0.00

COUNTY OF INYO

BUD022BX - BUDGET INFORMATION

BUDGET TO ACTUAL COMPARE - THIRD QUARTER

RUNDATE: 03/31/2018 TODAY'S DATE: 05/02/2018

FOR FISCAL YEARS: 07/01/2017 - 06/30/2018

	YTD ACTUALS 06/30/2017	BOARD APPROVED 06/30/2018	WORKING BUDGET 06/30/2018	THIRD QUARTER 06/30/2018	YTD ACTUALS 06/30/2018	YTD ENC 06/30/2018	YTD ACTUALS + ENC	YTD % w/ ENC 06/30/2018
055800 SOCIAL SERVICES - GENERAL								
FUND: 0001 GENERAL FUND								
REVENUES:								
TAXES - PROPERTY	\$0	\$0	\$0	\$0	\$0	\$0	\$0	0.00
4411 - STATE MOTOR VEHICLE IN LIEU	\$76,661	\$76,662	\$76,662	\$87,867	\$87,866	\$0	\$87,866	100.00
4420 - SOCIAL SERVICE REALIGNMENT	\$492,116	\$851,895	\$851,895	\$840,690	\$472,371	\$0	\$472,371	56.18
4421 - STATE PUBLIC ASSIST ADMIN	\$2,371,421	\$2,447,453	\$2,594,299	\$2,594,299	\$1,938,463	\$0	\$1,938,463	74.72
4447 - OTHER AID FOR HEALTH	\$0	\$0	\$0	\$0	\$4,747	\$0	\$4,747	0.00
4460 - REALIGNMENT - 2011	\$358,333	\$1,416,352	\$1,416,352	\$1,413,736	\$12,209	\$0	\$12,209	0.86
4499 - STATE OTHER	\$2,131	\$2,131	\$2,131	\$4,747	\$0	\$0	\$0	0.00
4501 - FEDERAL PUBLIC ASSISTANCE	\$2,065,096	\$1,821,000	\$1,821,000	\$1,821,000	\$1,451,836	\$0	\$1,451,836	79.72
4552 - FEDERAL OTHER	(\$1,922)	\$0	\$0	\$0	\$0	\$0	\$0	0.00
AID FROM OTHER GOVT AGENCIES	\$5,363,838	\$6,615,493	\$6,762,339	\$6,762,339	\$3,967,494	\$0	\$3,967,494	58.67
4821 - INTRA COUNTY CHARGES	\$160	\$0	\$0	\$0	\$0	\$0	\$0	0.00
CHARGES FOR CURRENT SERVICES	\$160	\$0	\$0	\$0	\$0	\$0	\$0	0.00
4998 - OPERATING TRANSFERS IN	\$51,767	\$0	\$0	\$0	\$0	\$0	\$0	0.00
OTHER FINANCING SOURCES	\$51,767	\$0	\$0	\$0	\$0	\$0	\$0	0.00
4951 - DONATIONS	\$119	\$0	\$0	\$0	\$0	\$0	\$0	0.00
4959 - MISCELLANEOUS REVENUE	\$23	\$0	\$0	\$0	\$0	\$0	\$0	0.00
4999 - PRIOR YEARS	\$0	\$0	\$73	\$73	\$73	\$0	\$73	100.52
OTHER REVENUE	\$143	\$0	\$73	\$73	\$73	\$0	\$73	100.52
TOTAL REVENUES:	\$5,415,909	\$6,615,493	\$6,762,412	\$6,762,412	\$3,967,567	\$0	\$3,967,567	58.67
EXPENSES:								
5001 - SALARIED EMPLOYEES	\$2,164,719	\$2,548,313	\$2,548,313	\$2,548,313	\$1,449,583	\$0	\$1,449,583	56.88
5003 - OVERTIME	\$78,927	\$87,199	\$87,199	\$87,199	\$62,517	\$0	\$62,517	71.69
5004 - STANDBY TIME	\$25,816	\$42,250	\$42,250	\$42,250	\$25,802	\$0	\$25,802	61.07
5012 - PART TIME EMPLOYEES	\$87,068	\$118,567	\$118,567	\$118,567	\$71,509	\$0	\$71,509	60.31
5021 - RETIREMENT & SOCIAL	\$178,451	\$207,458	\$207,458	\$207,458	\$122,982	\$0	\$122,982	59.28
5022 - PERS RETIREMENT	\$513,502	\$334,142	\$334,142	\$334,142	\$190,587	\$0	\$190,587	57.03
5024 - RETIREMENT-UNFUNDED LIAB	\$0	\$383,797	\$383,797	\$383,797	\$383,797	\$0	\$383,797	100.00
5025 - RETIREE HEALTH BENEFITS	\$138,830	\$166,730	\$166,730	\$166,730	\$125,047	\$0	\$125,047	75.00
5031 - MEDICAL INSURANCE	\$444,191	\$546,256	\$531,187	\$522,119	\$292,341	\$0	\$292,341	55.99
5032 - DISABILITY INSURANCE	\$19,981	\$26,205	\$26,205	\$26,205	\$14,360	\$0	\$14,360	54.79
5034 - EDUCATION REIMBURSEMENT	\$350	\$700	\$700	\$700	\$0	\$0	\$0	0.00
5042 - SICK LEAVE BUY OUT	\$8,767	\$5,706	\$5,706	\$5,706	\$4,494	\$0	\$4,494	78.76
5043 - OTHER BENEFITS	\$72,244	\$48,852	\$63,921	\$72,989	\$54,741	\$0	\$54,741	75.00

COUNTY OF INYO

BUD022BX - BUDGET INFORMATION

BUDGET TO ACTUAL COMPARE - THIRD QUARTER

RUNDATE: 03/31/2018 TODAY'S DATE: 05/02/2018

FOR FISCAL YEARS: 07/01/2017 - 06/30/2018

	YTD ACTUALS 06/30/2017	BOARD APPROVED 06/30/2018	WORKING BUDGET 06/30/2018	THIRD QUARTER 06/30/2018	YTD ACTUALS 06/30/2018	YTD ENC 06/30/2018	YTD ACTUALS + ENC	YTD % w/ ENC 06/30/2018
SALARIES & BENEFITS	\$3,732,852	\$4,516,175	\$4,516,175	\$4,516,175	\$2,797,764	\$0	\$2,797,764	61.94
5122 - CELL PHONES	\$2,200	\$1,500	\$1,500	\$1,850	\$1,376	\$0	\$1,376	74.40
5154 - UNEMPLOYMENT INSURANCE	\$0	\$5,000	\$5,000	\$9,600	\$7,200	\$0	\$7,200	75.00
5232 - OFFICE & OTHER EQUIP < \$5,000	\$66,136	\$28,050	\$30,044	\$30,044	\$8,796	\$14,827	\$23,623	78.63
5260 - HEALTH - EMPLOYEE	\$6,835	\$3,000	\$14,400	\$14,400	\$3,353	\$0	\$3,353	23.28
5263 - ADVERTISING	\$2,198	\$9,000	\$10,211	\$6,660	\$228	\$1,211	\$1,439	21.61
5265 - PROFESSIONAL & SPECIAL	\$298,994	\$405,000	\$473,370	\$470,866	\$189,674	\$162,850	\$352,525	74.86
5291 - OFFICE, SPACE & SITE RENTAL	\$139,565	\$157,217	\$157,217	\$170,768	\$125,234	\$17,071	\$142,306	83.33
5311 - GENERAL OPERATING EXPENSE	\$82,993	\$74,000	\$129,619	\$129,619	\$89,364	\$4,657	\$94,022	72.53
5331 - TRAVEL EXPENSE	\$55,719	\$58,595	\$68,595	\$68,595	\$43,767	\$0	\$43,767	63.80
5351 - UTILITIES	\$23,880	\$69,450	\$69,450	\$59,450	\$31,789	\$0	\$31,789	53.47
SERVICES & SUPPLIES	\$678,524	\$810,812	\$959,406	\$961,852	\$500,785	\$200,618	\$701,403	72.92
5121 - INTERNAL CHARGES	\$233,258	\$258,371	\$258,371	\$258,371	\$142,141	\$0	\$142,141	55.01
5123 - TECH REFRESH EXPENSE	\$45,507	\$47,410	\$47,410	\$47,410	\$35,557	\$0	\$35,557	75.00
5128 - INTERNAL SHREDDING	\$144	\$150	\$150	\$150	\$0	\$0	\$0	0.00
5129 - INTERNAL COPY CHARGES	\$21,535	\$15,886	\$15,886	\$18,440	\$13,829	\$0	\$13,829	75.00
5152 - WORKERS COMPENSATION	\$59,644	\$93,291	\$93,291	\$93,291	\$69,968	\$0	\$69,968	75.00
5155 - PUBLIC LIABILITY INSURANCE	\$137,823	\$154,467	\$154,467	\$154,467	\$115,850	\$0	\$115,850	75.00
5315 - COUNTY COST PLAN	\$182,060	\$356,618	\$356,618	\$356,618	\$267,463	\$0	\$267,463	75.00
5333 - MOTOR POOL	\$91,633	\$86,000	\$86,000	\$81,000	\$48,896	\$0	\$48,896	60.36
INTERNAL CHARGES	\$771,605	\$1,012,193	\$1,012,193	\$1,009,747	\$693,707	\$0	\$693,707	68.70
5501 - SUPPORT & CARE OF PERSONS	\$410,625	\$423,089	\$488,115	\$488,115	\$299,450	\$26,667	\$326,118	66.81
OTHER CHARGES	\$410,625	\$423,089	\$488,115	\$488,115	\$299,450	\$26,667	\$326,118	66.81
FIXED ASSETS	\$0	\$0	\$0	\$0	\$0	\$0	\$0	0.00
5801 - OPERATING TRANSFERS OUT	\$1,834	\$4,084	\$4,084	\$4,084	\$4,084	\$0	\$4,084	100.00
OTHER FINANCING USES	\$1,834	\$4,084	\$4,084	\$4,084	\$4,084	\$0	\$4,084	100.00
TOTAL EXPENSES:	\$5,595,442	\$6,766,353	\$6,979,973	\$6,979,973	\$4,295,791	\$227,285	\$4,523,077	64.80
NET BUDGET UNIT: 055800 SOCIAL SERVICES - GENERAL	(\$179,533)	(\$150,860)	(\$217,561)	(\$217,561)	(\$328,224)	(\$227,285)	(\$555,510)	255.33

COUNTY OF INYO

BUD022BX - BUDGET INFORMATION

BUDGET TO ACTUAL COMPARE - THIRD QUARTER

RUNDATE: 03/31/2018 TODAY'S DATE: 05/02/2018

FOR FISCAL YEARS: 07/01/2017 - 06/30/2018

	YTD ACTUALS 06/30/2017	BOARD APPROVED 06/30/2018	WORKING BUDGET 06/30/2018	THIRD QUARTER 06/30/2018	YTD ACTUALS 06/30/2018	YTD ENC 06/30/2018	YTD ACTUALS + ENC	YTD % w/ ENC 06/30/2018
056100 INYO COUNTY GOLD								
FUND: 0001 GENERAL FUND								
REVENUES:								
	TAXES - PROPERTY	\$0	\$0	\$0	\$0	\$0	\$0	0.00
4320	- TECOPA COMMUNITY CENTER	\$29	\$0	\$0	\$0	\$0	\$0	0.00
	RENTS & LEASES	\$29	\$0	\$0	\$0	\$0	\$0	0.00
4316	- STATHAM HALL RENT	\$644	\$1,000	\$1,000	\$1,000	\$345	\$345	34.50
4317	- BIG PINE LEGION HALL RENT	\$397	\$450	\$450	\$450	\$413	\$413	91.91
4318	- INDEPENDENCE LEGION HALL	\$0	\$100	\$100	\$100	\$32	\$32	32.50
	REV USE OF MONEY & PROPERTY	\$1,041	\$1,550	\$1,550	\$1,550	\$791	\$791	51.03
	AID FROM OTHER GOVT AGENCIES	\$0	\$0	\$0	\$0	\$0	\$0	0.00
4825	- OTHER CURRENT CHARGES	\$87,574	\$85,529	\$85,529	\$85,529	\$60,800	\$60,800	71.08
	CHARGES FOR CURRENT SERVICES	\$87,574	\$85,529	\$85,529	\$85,529	\$60,800	\$60,800	71.08
4998	- OPERATING TRANSFERS IN	\$0	\$3,000	\$3,000	\$3,000	\$0	\$0	0.00
	OTHER FINANCING SOURCES	\$0	\$3,000	\$3,000	\$3,000	\$0	\$0	0.00
4951	- DONATIONS	\$0	\$9,000	\$9,000	\$9,000	\$433	\$433	4.81
	OTHER REVENUE	\$0	\$9,000	\$9,000	\$9,000	\$433	\$433	4.81
	TOTAL REVENUES:	\$88,645	\$99,079	\$99,079	\$99,079	\$62,024	\$62,024	62.60
EXPENSES:								
5001	- SALARIED EMPLOYEES	\$113,158	\$106,635	\$106,635	\$106,635	\$79,475	\$79,475	74.53
5003	- OVERTIME	\$196	\$1,000	\$1,000	\$1,000	\$224	\$224	22.40
5012	- PART TIME EMPLOYEES	\$72,508	\$83,622	\$83,622	\$83,622	\$52,805	\$52,805	63.14
5021	- RETIREMENT & SOCIAL	\$14,004	\$14,973	\$14,973	\$14,973	\$9,999	\$9,999	66.78
5022	- PERS RETIREMENT	\$25,607	\$14,535	\$14,535	\$14,535	\$10,745	\$10,745	73.92
5024	- RETIREMENT-UNFUNDED LIAB	\$0	\$18,769	\$18,769	\$18,769	\$18,769	\$18,769	100.00
5025	- RETIREE HEALTH BENEFITS	\$33,059	\$33,762	\$33,762	\$33,762	\$25,321	\$25,321	75.00
5031	- MEDICAL INSURANCE	\$25,624	\$25,178	\$25,178	\$25,178	\$18,039	\$18,039	71.64
5032	- DISABILITY INSURANCE	\$1,539	\$1,912	\$1,912	\$1,912	\$1,166	\$1,166	61.00
5042	- SICK LEAVE BUY OUT	\$1,086	\$1,074	\$1,074	\$1,074	\$591	\$591	55.07
5043	- OTHER BENEFITS	\$4,966	\$4,392	\$4,392	\$4,392	\$3,308	\$3,308	75.33
	SALARIES & BENEFITS	\$291,751	\$305,852	\$305,852	\$305,852	\$220,446	\$220,446	72.07
5131	- FOOD & HOUSEHOLD SUPPLIES	\$23,754	\$140,000	\$150,411	\$148,753	\$83,094	\$85,368	57.38
5154	- UNEMPLOYMENT INSURANCE	\$0	\$250	\$250	\$250	\$0	\$0	0.00

COUNTY OF INYO

BUD022BX - BUDGET INFORMATION

BUDGET TO ACTUAL COMPARE - THIRD QUARTER

RUNDATE: 03/31/2018 TODAY'S DATE: 05/02/2018

FOR FISCAL YEARS: 07/01/2017 - 06/30/2018

	YTD ACTUALS 06/30/2017	BOARD APPROVED 06/30/2018	WORKING BUDGET 06/30/2018	THIRD QUARTER 06/30/2018	YTD ACTUALS 06/30/2018	YTD ENC 06/30/2018	YTD ACTUALS + ENC	YTD % w/ ENC 06/30/2018
5171 - MAINTENANCE OF EQUIPMENT	\$0	\$50	\$50	\$50	\$0	\$0	\$0	0.00
5232 - OFFICE & OTHER EQUIP < \$5,000	\$6,315	\$10,750	\$10,750	\$10,750	\$4,051	\$2,096	\$6,148	57.19
5260 - HEALTH - EMPLOYEE	\$62	\$500	\$500	\$500	\$0	\$0	\$0	0.00
5263 - ADVERTISING	\$140	\$1,000	\$1,000	\$1,000	\$6	\$0	\$6	0.67
5265 - PROFESSIONAL & SPECIAL	\$9,738	\$15,100	\$16,977	\$16,977	\$4,281	\$5,569	\$9,851	58.02
5291 - OFFICE, SPACE & SITE RENTAL	\$2,239	\$918	\$918	\$918	\$618	\$0	\$618	67.41
5311 - GENERAL OPERATING EXPENSE	\$1,564	\$2,500	\$2,500	\$2,500	\$1,030	\$0	\$1,030	41.20
5331 - TRAVEL EXPENSE	\$559	\$1,000	\$1,000	\$1,000	\$42	\$0	\$42	4.26
5351 - UTILITIES	\$30,341	\$26,000	\$26,000	\$26,000	\$17,494	\$0	\$17,494	67.28
SERVICES & SUPPLIES	\$74,716	\$198,068	\$210,356	\$208,698	\$110,620	\$9,941	\$120,561	57.76
5121 - INTERNAL CHARGES	\$8,603	\$7,845	\$7,845	\$7,845	\$1,116	\$0	\$1,116	14.22
5123 - TECH REFRESH EXPENSE	\$4,728	\$6,010	\$6,010	\$6,010	\$4,507	\$0	\$4,507	75.00
5124 - EXTERNAL CHARGES	\$289	\$0	\$0	\$0	\$0	\$0	\$0	0.00
5152 - WORKERS COMPENSATION	\$21,208	\$10,130	\$10,130	\$10,130	\$7,597	\$0	\$7,597	75.00
5155 - PUBLIC LIABILITY INSURANCE	\$4,468	\$3,889	\$3,889	\$3,889	\$2,987	\$0	\$2,987	76.81
5315 - COUNTY COST PLAN	\$41,641	\$34,164	\$34,164	\$34,164	\$25,623	\$0	\$25,623	75.00
5333 - MOTOR POOL	\$17,970	\$15,120	\$15,120	\$16,778	\$12,583	\$0	\$12,583	75.00
INTERNAL CHARGES	\$98,908	\$77,158	\$77,158	\$78,816	\$54,414	\$0	\$54,414	69.04
OTHER CHARGES	\$0	\$0	\$0	\$0	\$0	\$0	\$0	0.00
FIXED ASSETS	\$0	\$0	\$0	\$0	\$0	\$0	\$0	0.00
5801 - OPERATING TRANSFERS OUT	\$54,008	\$63,823	\$63,823	\$63,823	\$83	\$0	\$83	0.13
OTHER FINANCING USES	\$54,008	\$63,823	\$63,823	\$63,823	\$83	\$0	\$83	0.13
TOTAL EXPENSES:	\$519,384	\$644,901	\$657,189	\$657,189	\$385,564	\$9,941	\$395,506	60.18
NET BUDGET UNIT: 056100 INYO COUNTY GOLD	(\$430,739)	(\$545,822)	(\$558,110)	(\$558,110)	(\$323,540)	(\$9,941)	(\$333,481)	59.75

COUNTY OF INYO

BUD022BX - BUDGET INFORMATION

BUDGET TO ACTUAL COMPARE - THIRD QUARTER

RUNDATE: 03/31/2018 TODAY'S DATE: 05/02/2018

FOR FISCAL YEARS: 07/01/2017 - 06/30/2018

	YTD ACTUALS 06/30/2017	BOARD APPROVED 06/30/2018	WORKING BUDGET 06/30/2018	THIRD QUARTER 06/30/2018	YTD ACTUALS 06/30/2018	YTD ENC 06/30/2018	YTD ACTUALS + ENC	YTD % w/ ENC 06/30/2018
056300 TANF (AFDC)								
FUND: 0001 GENERAL FUND								
REVENUES:								
4420 - SOCIAL SERVICE REALIGNMENT	\$50,151	\$25,000	\$25,000	\$25,000	\$13,324	\$0	\$13,324	53.29
4425 - AID FAMILY DEPENDENT	\$475,448	\$600,000	\$600,000	\$597,328	\$203,226	\$0	\$203,226	34.02
4511 - FEDERAL AID TO FAMILY W/ AID FROM OTHER GOVT AGENCIES	\$107,393	\$100,000	\$100,000	\$100,000	\$139,129	\$0	\$139,129	139.12
	\$632,993	\$725,000	\$725,000	\$722,328	\$355,679	\$0	\$355,679	49.24
4955 - FAMILY SUPPORT REPAYMENT	\$4,481	\$0	\$0	\$2,672	\$2,672	\$0	\$2,672	100.01
OTHER REVENUE	\$4,481	\$0	\$0	\$2,672	\$2,672	\$0	\$2,672	100.01
TOTAL REVENUES:	\$637,474	\$725,000	\$725,000	\$725,000	\$358,352	\$0	\$358,352	49.42
EXPENSES:								
SALARIES & BENEFITS	\$0	\$0	\$0	\$0	\$0	\$0	\$0	0.00
5311 - GENERAL OPERATING EXPENSE	\$525	\$0	\$0	\$0	\$0	\$0	\$0	0.00
SERVICES & SUPPLIES	\$525	\$0	\$0	\$0	\$0	\$0	\$0	0.00
5501 - SUPPORT & CARE OF PERSONS	\$636,948	\$725,000	\$725,000	\$725,000	\$527,763	\$0	\$527,763	72.79
OTHER CHARGES	\$636,948	\$725,000	\$725,000	\$725,000	\$527,763	\$0	\$527,763	72.79
TOTAL EXPENSES:	\$637,474	\$725,000	\$725,000	\$725,000	\$527,763	\$0	\$527,763	72.79
NET BUDGET UNIT: 056300 TANF (AFDC)	\$0	\$0	\$0	\$0	(\$169,410)	\$0	(\$169,410)	0.00

COUNTY OF INYO

BUD022BX - BUDGET INFORMATION

BUDGET TO ACTUAL COMPARE - THIRD QUARTER

RUNDATE: 03/31/2018 TODAY'S DATE: 05/02/2018

FOR FISCAL YEARS: 07/01/2017 - 06/30/2018

	YTD ACTUALS 06/30/2017	BOARD APPROVED 06/30/2018	WORKING BUDGET 06/30/2018	THIRD QUARTER 06/30/2018	YTD ACTUALS 06/30/2018	YTD ENC 06/30/2018	YTD ACTUALS + ENC	YTD % w/ ENC 06/30/2018
056400 FOSTER CARE - GENERAL								
FUND: 0001 GENERAL FUND								
REVENUES:								
4420 - SOCIAL SERVICE REALIGNMENT	\$84,305	\$127,600	\$127,600	\$126,672	\$38,436	\$0	\$38,436	30.34
4427 - FOSTER CARE	\$21,693	\$25,000	\$25,000	\$25,000	\$34,775	\$0	\$34,775	139.10
4460 - REALIGNMENT - 2011	\$102,895	\$191,400	\$191,400	\$191,400	\$34,164	\$0	\$34,164	17.84
4512 - FEDERAL FOSTER CARE	\$157,175	\$253,000	\$253,000	\$253,000	\$139,672	\$0	\$139,672	55.20
AID FROM OTHER GOVT AGENCIES	\$366,069	\$597,000	\$597,000	\$596,072	\$247,047	\$0	\$247,047	41.44
4955 - FAMILY SUPPORT REPAYMENT	\$4,904	\$3,000	\$3,000	\$3,928	\$3,928	\$0	\$3,928	100.00
OTHER REVENUE	\$4,904	\$3,000	\$3,000	\$3,928	\$3,928	\$0	\$3,928	100.00
TOTAL REVENUES:	\$370,974	\$600,000	\$600,000	\$600,000	\$250,975	\$0	\$250,975	41.82
EXPENSES:								
5501 - SUPPORT & CARE OF PERSONS	\$370,974	\$600,000	\$600,000	\$600,000	\$262,867	\$0	\$262,867	43.81
OTHER CHARGES	\$370,974	\$600,000	\$600,000	\$600,000	\$262,867	\$0	\$262,867	43.81
TOTAL EXPENSES:	\$370,974	\$600,000	\$600,000	\$600,000	\$262,867	\$0	\$262,867	43.81
NET BUDGET UNIT: 056400 FOSTER CARE - GENERAL	\$0	\$0	\$0	\$0	(\$11,891)	\$0	(\$11,891)	0.00

COUNTY OF INYO

BUD022BX - BUDGET INFORMATION

BUDGET TO ACTUAL COMPARE - THIRD QUARTER

RUNDATE: 03/31/2018 TODAY'S DATE: 05/02/2018

FOR FISCAL YEARS: 07/01/2017 - 06/30/2018

	YTD ACTUALS 06/30/2017	BOARD APPROVED 06/30/2018	WORKING BUDGET 06/30/2018	THIRD QUARTER 06/30/2018	YTD ACTUALS 06/30/2018	YTD ENC 06/30/2018	YTD ACTUALS + ENC	YTD % w/ ENC 06/30/2018
056500 GENERAL RELIEF								
FUND: 0001 GENERAL FUND								
REVENUES:								
4998 - OPERATING TRANSFERS IN	\$0	\$11,000	\$11,000	\$11,000	\$11,000	\$0	\$11,000	100.00
OTHER FINANCING SOURCES	\$0	\$11,000	\$11,000	\$11,000	\$11,000	\$0	\$11,000	100.00
OTHER REVENUE	\$0	\$0	\$0	\$0	\$0	\$0	\$0	0.00
TOTAL REVENUES:	\$0	\$11,000	\$11,000	\$11,000	\$11,000	\$0	\$11,000	100.00
EXPENSES:								
5265 - PROFESSIONAL & SPECIAL	\$24,229	\$25,000	\$25,000	\$17,408	\$9,306	\$0	\$9,306	53.45
SERVICES & SUPPLIES	\$24,229	\$25,000	\$25,000	\$17,408	\$9,306	\$0	\$9,306	53.45
INTERNAL CHARGES	\$0	\$0	\$0	\$0	\$0	\$0	\$0	0.00
5501 - SUPPORT & CARE OF PERSONS	\$106,742	\$125,000	\$125,000	\$147,592	\$113,375	\$0	\$113,375	76.81
OTHER CHARGES	\$106,742	\$125,000	\$125,000	\$147,592	\$113,375	\$0	\$113,375	76.81
TOTAL EXPENSES:	\$130,971	\$150,000	\$150,000	\$165,000	\$122,682	\$0	\$122,682	74.35
NET BUDGET UNIT: 056500 GENERAL RELIEF	(\$130,971)	(\$139,000)	(\$139,000)	(\$154,000)	(\$111,682)	\$0	(\$111,682)	72.52

COUNTY OF INYO

BUD022BX - BUDGET INFORMATION

BUDGET TO ACTUAL COMPARE - THIRD QUARTER

RUNDATE: 03/31/2018 TODAY'S DATE: 05/02/2018

FOR FISCAL YEARS: 07/01/2017 - 06/30/2018

	YTD ACTUALS 06/30/2017	BOARD APPROVED 06/30/2018	WORKING BUDGET 06/30/2018	THIRD QUARTER 06/30/2018	YTD ACTUALS 06/30/2018	YTD ENC 06/30/2018	YTD ACTUALS + ENC	YTD % w/ ENC 06/30/2018
056600 VETERANS SERVICE OFFICER								
FUND: 0001 GENERAL FUND								
REVENUES:								
TAXES - PROPERTY	\$0	\$0	\$0	\$0	\$0	\$0	\$0	0.00
FINES & FORFEITURES	\$0	\$0	\$0	\$0	\$0	\$0	\$0	0.00
4473 - STATE AID FOR VETERANS	\$41,437	\$48,749	\$48,749	\$48,749	\$12,451	\$0	\$12,451	25.54
4561 - AID FROM MONO COUNTY	\$46,849	\$38,568	\$38,568	\$38,568	\$19,961	\$0	\$19,961	51.75
AID FROM OTHER GOVT AGENCIES	\$88,286	\$87,317	\$87,317	\$87,317	\$32,412	\$0	\$32,412	37.11
OTHER FINANCING SOURCES	\$0	\$0	\$0	\$0	\$0	\$0	\$0	0.00
OTHER REVENUE	\$0	\$0	\$0	\$0	\$0	\$0	\$0	0.00
TOTAL REVENUES:	<u>\$88,286</u>	<u>\$87,317</u>	<u>\$87,317</u>	<u>\$87,317</u>	<u>\$32,412</u>	<u>\$0</u>	<u>\$32,412</u>	<u>37.11</u>
EXPENSES:								
5001 - SALARIED EMPLOYEES	\$56,545	\$64,680	\$57,102	\$57,102	\$44,431	\$0	\$44,431	77.81
5003 - OVERTIME	\$2,747	\$2,898	\$2,898	\$6,898	\$2,738	\$0	\$2,738	39.70
5012 - PART TIME EMPLOYEES	\$1,277	\$0	\$0	\$0	\$0	\$0	\$0	0.00
5021 - RETIREMENT & SOCIAL	\$4,796	\$4,747	\$4,747	\$4,747	\$3,739	\$0	\$3,739	78.77
5022 - PERS RETIREMENT	\$9,940	\$4,826	\$6,300	\$6,300	\$4,968	\$0	\$4,968	78.86
5024 - RETIREMENT-UNFUNDED LIAB	\$0	\$9,155	\$9,155	\$9,155	\$9,155	\$0	\$9,155	100.00
5031 - MEDICAL INSURANCE	\$3,845	\$660	\$1,450	\$1,450	\$1,132	\$0	\$1,132	78.09
5032 - DISABILITY INSURANCE	\$485	\$548	\$548	\$548	\$430	\$0	\$430	78.54
5043 - OTHER BENEFITS	\$8,586	\$7,200	\$7,200	\$7,200	\$5,206	\$0	\$5,206	72.30
5111 - CLOTHING	\$0	\$0	\$0	\$0	\$12	\$0	\$12	0.00
SALARIES & BENEFITS	\$88,222	\$94,714	\$89,400	\$93,400	\$71,815	\$0	\$71,815	76.88
5122 - CELL PHONES	\$766	\$816	\$816	\$816	\$493	\$0	\$493	60.42
5232 - OFFICE & OTHER EQUIP < \$5,000	\$335	\$0	\$0	\$0	\$0	\$0	\$0	0.00
5311 - GENERAL OPERATING EXPENSE	\$3,533	\$7,820	\$7,820	\$7,820	\$2,759	\$0	\$2,759	35.28
5331 - TRAVEL EXPENSE	\$5,390	\$4,875	\$4,875	\$9,875	\$3,834	\$0	\$3,834	38.83
5351 - UTILITIES	\$858	\$960	\$960	\$960	\$581	\$0	\$581	60.58
SERVICES & SUPPLIES	\$10,885	\$14,471	\$14,471	\$19,471	\$7,668	\$0	\$7,668	39.38
5123 - TECH REFRESH EXPENSE	\$1,157	\$1,941	\$1,941	\$1,941	\$1,455	\$0	\$1,455	75.00
5128 - INTERNAL SHREDDING	\$144	\$150	\$150	\$150	\$0	\$0	\$0	0.00
5129 - INTERNAL COPY CHARGES	\$109	\$89	\$89	\$89	\$49	\$0	\$49	55.61
5152 - WORKERS COMPENSATION	\$949	\$989	\$989	\$989	\$741	\$0	\$741	75.00
5155 - PUBLIC LIABILITY INSURANCE	\$741	\$726	\$726	\$726	\$544	\$0	\$544	75.00

COUNTY OF INYO

BUD022BX - BUDGET INFORMATION

BUDGET TO ACTUAL COMPARE - THIRD QUARTER

RUNDATE: 03/31/2018 TODAY'S DATE: 05/02/2018

FOR FISCAL YEARS: 07/01/2017 - 06/30/2018

	YTD ACTUALS 06/30/2017	BOARD APPROVED 06/30/2018	WORKING BUDGET 06/30/2018	THIRD QUARTER 06/30/2018	YTD ACTUALS 06/30/2018	YTD ENC 06/30/2018	YTD ACTUALS + ENC	YTD % w/ ENC 06/30/2018
5315 - COUNTY COST PLAN	\$2,725	\$0	\$0	\$0	\$0	\$0	\$0	0.00
5333 - MOTOR POOL	\$2,851	\$4,686	\$10,000	\$1,000	\$0	\$0	\$0	0.00
INTERNAL CHARGES	\$8,677	\$8,581	\$13,895	\$4,895	\$2,791	\$0	\$2,791	57.02
5501 - SUPPORT & CARE OF PERSONS	\$1,738	\$2,000	\$2,000	\$2,000	\$1,119	\$0	\$1,119	55.98
OTHER CHARGES	\$1,738	\$2,000	\$2,000	\$2,000	\$1,119	\$0	\$1,119	55.98
FIXED ASSETS	\$0	\$0	\$0	\$0	\$0	\$0	\$0	0.00
TOTAL EXPENSES:	\$109,524	\$119,766	\$119,766	\$119,766	\$83,394	\$0	\$83,394	69.63
NET BUDGET UNIT: 056600 VETERANS SERVICE OFFICER	(\$21,238)	(\$32,449)	(\$32,449)	(\$32,449)	(\$50,982)	\$0	(\$50,982)	157.11

COUNTY OF INYO

BUD022BX - BUDGET INFORMATION

BUDGET TO ACTUAL COMPARE - THIRD QUARTER

RUNDATE: 03/31/2018 TODAY'S DATE: 05/02/2018

FOR FISCAL YEARS: 07/01/2017 - 06/30/2018

	YTD ACTUALS 06/30/2017	BOARD APPROVED 06/30/2018	WORKING BUDGET 06/30/2018	THIRD QUARTER 06/30/2018	YTD ACTUALS 06/30/2018	YTD ENC 06/30/2018	YTD ACTUALS + ENC	YTD % w/ ENC 06/30/2018
056610 RAN								
FUND: 0001 GENERAL FUND								
REVENUES:								
4214 - SUPERIOR COURT FINES	\$38,959	\$52,617	\$52,617	\$52,617	\$15,048	\$0	\$15,048	28.59
FINES & FORFEITURES	\$38,959	\$52,617	\$52,617	\$52,617	\$15,048	\$0	\$15,048	28.59
4998 - OPERATING TRANSFERS IN	\$15,495	\$0	\$0	\$0	\$0	\$0	\$0	0.00
OTHER FINANCING SOURCES	\$15,495	\$0	\$0	\$0	\$0	\$0	\$0	0.00
TOTAL REVENUES:	\$54,454	\$52,617	\$52,617	\$52,617	\$15,048	\$0	\$15,048	28.59
EXPENSES:								
5171 - MAINTENANCE OF EQUIPMENT	\$6,733	\$16,000	\$25,266	\$25,266	\$6,653	\$9,347	\$16,000	63.32
5232 - OFFICE & OTHER EQUIP < \$5,000	\$538	\$7,600	\$7,600	\$7,600	\$0	\$0	\$0	0.00
5311 - GENERAL OPERATING EXPENSE	\$1,980	\$5,389	\$5,389	\$5,389	\$2,031	\$1,112	\$3,144	58.34
5330 - TRAVEL EXPENSE-REQUIRED	\$484	\$0	\$0	\$0	\$0	\$0	\$0	0.00
5351 - UTILITIES	\$13,080	\$23,628	\$23,628	\$23,628	\$8,395	\$5,277	\$13,672	57.86
SERVICES & SUPPLIES	\$22,817	\$52,617	\$61,883	\$61,883	\$17,079	\$15,737	\$32,816	53.03
INTERNAL CHARGES	\$0	\$0	\$0	\$0	\$0	\$0	\$0	0.00
OTHER CHARGES	\$0	\$0	\$0	\$0	\$0	\$0	\$0	0.00
5650 - EQUIPMENT	\$32,122	\$0	\$1,903	\$1,903	\$0	\$0	\$0	0.00
FIXED ASSETS	\$32,122	\$0	\$1,903	\$1,903	\$0	\$0	\$0	0.00
TOTAL EXPENSES:	\$54,939	\$52,617	\$63,786	\$63,786	\$17,079	\$15,737	\$32,816	51.44
NET BUDGET UNIT: 056610 RAN	(\$484)	\$0	(\$11,169)	(\$11,169)	(\$2,031)	(\$15,737)	(\$17,768)	159.08

COUNTY OF INYO

BUD022BX - BUDGET INFORMATION

BUDGET TO ACTUAL COMPARE - THIRD QUARTER

RUNDATE: 03/31/2018 TODAY'S DATE: 05/02/2018

FOR FISCAL YEARS: 07/01/2017 - 06/30/2018

	YTD ACTUALS 06/30/2017	BOARD APPROVED 06/30/2018	WORKING BUDGET 06/30/2018	THIRD QUARTER 06/30/2018	YTD ACTUALS 06/30/2018	YTD ENC 06/30/2018	YTD ACTUALS + ENC	YTD % w/ ENC 06/30/2018
066700 COUNTY LIBRARY								
FUND: 0001 GENERAL FUND								
REVENUES:								
TAXES - PROPERTY	\$0	\$0	\$0	\$0	\$0	\$0	\$0	0.00
4599 - OTHER AGENCIES	\$15,635	\$0	\$0	\$0	\$0	\$0	\$0	0.00
AID FROM OTHER GOVT AGENCIES	\$15,635	\$0	\$0	\$0	\$0	\$0	\$0	0.00
4771 - LIBRARY SERVICES	\$1,542	\$2,004	\$2,004	\$2,004	\$698	\$0	\$698	34.85
4825 - OTHER CURRENT CHARGES	\$2	\$0	\$0	\$0	\$0	\$0	\$0	0.00
CHARGES FOR CURRENT SERVICES	\$1,545	\$2,004	\$2,004	\$2,004	\$698	\$0	\$698	34.85
OTHER FINANCING SOURCES	\$0	\$0	\$0	\$0	\$0	\$0	\$0	0.00
4922 - SALES OF COPIES	\$3,737	\$4,000	\$4,000	\$4,000	\$1,737	\$0	\$1,737	43.44
4997 - CASH OVER OR SHORT	\$0	\$50	\$50	\$50	\$25	\$0	\$25	51.60
OTHER REVENUE	\$3,737	\$4,050	\$4,050	\$4,050	\$1,763	\$0	\$1,763	43.54
TOTAL REVENUES:	\$20,918	\$6,054	\$6,054	\$6,054	\$2,462	\$0	\$2,462	40.66
EXPENSES:								
5001 - SALARIED EMPLOYEES	\$167,471	\$199,211	\$189,339	\$188,339	\$105,677	\$0	\$105,677	56.11
5003 - OVERTIME	\$96	\$0	\$0	\$1,000	\$0	\$0	\$0	0.00
5005 - HOLIDAY OVERTIME	\$2,926	\$3,751	\$3,751	\$3,751	\$1,207	\$0	\$1,207	32.18
5012 - PART TIME EMPLOYEES	\$119,162	\$120,897	\$120,897	\$120,897	\$85,894	\$0	\$85,894	71.04
5021 - RETIREMENT & SOCIAL	\$21,657	\$25,115	\$25,115	\$25,115	\$15,203	\$0	\$15,203	60.53
5022 - PERS RETIREMENT	\$44,327	\$31,052	\$31,052	\$31,052	\$17,401	\$0	\$17,401	56.03
5024 - RETIREMENT-UNFUNDED LIAB	\$0	\$27,466	\$27,466	\$27,466	\$27,466	\$0	\$27,466	100.00
5031 - MEDICAL INSURANCE	\$33,693	\$49,211	\$49,211	\$47,211	\$21,150	\$0	\$21,150	44.79
5032 - DISABILITY INSURANCE	\$2,254	\$3,131	\$3,131	\$3,131	\$1,608	\$0	\$1,608	51.38
5042 - SICK LEAVE BUY OUT	\$799	\$3,682	\$3,682	\$3,682	\$264	\$0	\$264	7.19
5043 - OTHER BENEFITS	\$0	\$0	\$9,872	\$11,872	\$10,056	\$0	\$10,056	84.70
SALARIES & BENEFITS	\$392,391	\$463,516	\$463,516	\$463,516	\$285,930	\$0	\$285,930	61.68
5232 - OFFICE & OTHER EQUIP <\$5,000	\$1,049	\$1,110	\$1,110	\$1,110	\$0	\$0	\$0	0.00
5260 - HEALTH - EMPLOYEE	\$0	\$600	\$600	\$600	\$0	\$0	\$0	0.00
5263 - ADVERTISING	\$0	\$200	\$200	\$200	\$0	\$0	\$0	0.00
5265 - PROFESSIONAL & SPECIAL	\$16,463	\$7,150	\$16,515	\$16,515	\$378	\$0	\$378	2.29
5311 - GENERAL OPERATING EXPENSE	\$11,143	\$12,252	\$12,252	\$12,252	\$6,605	\$0	\$6,605	53.91
5325 - LIBRARY BOOKS &	\$33,122	\$34,010	\$34,010	\$34,010	\$20,100	\$3,000	\$23,100	67.92
5331 - TRAVEL EXPENSE	\$0	\$850	\$850	\$850	\$0	\$0	\$0	0.00
5351 - UTILITIES	\$2,403	\$5,448	\$5,448	\$5,448	\$2,696	\$0	\$2,696	49.48

COUNTY OF INYO

BUD022BX - BUDGET INFORMATION

BUDGET TO ACTUAL COMPARE - THIRD QUARTER

RUNDATE: 03/31/2018 TODAY'S DATE: 05/02/2018

FOR FISCAL YEARS: 07/01/2017 - 06/30/2018

	YTD ACTUALS 06/30/2017	BOARD APPROVED 06/30/2018	WORKING BUDGET 06/30/2018	THIRD QUARTER 06/30/2018	YTD ACTUALS 06/30/2018	YTD ENC 06/30/2018	YTD ACTUALS + ENC	YTD % w/ ENC 06/30/2018
SERVICES & SUPPLIES	\$64,182	\$61,620	\$70,985	\$70,985	\$29,780	\$3,000	\$32,780	46.17
5123 - TECH REFRESH EXPENSE	\$10,754	\$14,651	\$14,651	\$14,651	\$10,988	\$0	\$10,988	75.00
5128 - INTERNAL SHREDDING	\$95	\$100	\$100	\$100	\$0	\$0	\$0	0.00
5129 - INTERNAL COPY CHARGES	\$850	\$680	\$680	\$680	\$381	\$0	\$381	56.09
5152 - WORKERS COMPENSATION	\$4,014	\$4,910	\$4,910	\$4,910	\$3,682	\$0	\$3,682	75.00
5155 - PUBLIC LIABILITY INSURANCE	\$3,132	\$3,602	\$3,602	\$3,602	\$2,701	\$0	\$2,701	75.00
5333 - MOTOR POOL	\$3,204	\$5,000	\$5,000	\$5,000	\$1,566	\$0	\$1,566	31.33
INTERNAL CHARGES	\$22,051	\$28,943	\$28,943	\$28,943	\$19,320	\$0	\$19,320	66.75
FIXED ASSETS	\$0	\$0	\$0	\$0	\$0	\$0	\$0	0.00
5901 - CONTINGENCIES	\$0	\$5,000	\$5,000	\$5,000	\$0	\$0	\$0	0.00
RESERVES	\$0	\$5,000	\$5,000	\$5,000	\$0	\$0	\$0	0.00
TOTAL EXPENSES:	\$478,625	\$559,079	\$568,444	\$568,444	\$335,031	\$3,000	\$338,031	59.46
NET BUDGET UNIT: 066700 COUNTY LIBRARY	(\$457,707)	(\$553,025)	(\$562,390)	(\$562,390)	(\$332,569)	(\$3,000)	(\$335,569)	59.66

COUNTY OF INYO

BUD022BX - BUDGET INFORMATION

BUDGET TO ACTUAL COMPARE - THIRD QUARTER

RUNDATE: 03/31/2018 TODAY'S DATE: 05/02/2018

FOR FISCAL YEARS: 07/01/2017 - 06/30/2018

	YTD ACTUALS 06/30/2017	BOARD APPROVED 06/30/2018	WORKING BUDGET 06/30/2018	THIRD QUARTER 06/30/2018	YTD ACTUALS 06/30/2018	YTD ENC 06/30/2018	YTD ACTUALS + ENC	YTD % w/ ENC 06/30/2018
066800 FARM ADVISOR								
FUND: 0001 GENERAL FUND								
REVENUES:								
TAXES - PROPERTY	\$0	\$0	\$0	\$0	\$0	\$0	\$0	0.00
4561 - AID FROM MONO COUNTY	\$41,846	\$26,720	\$26,720	\$26,720	\$25,566	\$0	\$25,566	95.68
AID FROM OTHER GOVT AGENCIES	\$41,846	\$26,720	\$26,720	\$26,720	\$25,566	\$0	\$25,566	95.68
OTHER REVENUE	\$0	\$0	\$0	\$0	\$0	\$0	\$0	0.00
TOTAL REVENUES:	\$41,846	\$26,720	\$26,720	\$26,720	\$25,566	\$0	\$25,566	95.68
EXPENSES:								
5001 - SALARIED EMPLOYEES	\$20,420	\$36,578	\$36,578	\$36,578	\$26,547	\$0	\$26,547	72.57
5021 - RETIREMENT & SOCIAL	\$2,210	\$3,403	\$3,403	\$3,403	\$2,448	\$0	\$2,448	71.93
5022 - PERS RETIREMENT	\$4,358	\$3,219	\$3,219	\$3,219	\$2,336	\$0	\$2,336	72.57
5024 - RETIREMENT-UNFUNDED LIAB	\$0	\$9,155	\$9,155	\$9,155	\$9,155	\$0	\$9,155	100.00
5031 - MEDICAL INSURANCE	\$2,702	\$660	\$660	\$660	\$487	\$0	\$487	73.85
5032 - DISABILITY INSURANCE	\$233	\$373	\$373	\$373	\$247	\$0	\$247	66.31
5042 - SICK LEAVE BUY OUT	\$0	\$711	\$711	\$711	\$0	\$0	\$0	0.00
5043 - OTHER BENEFITS	\$9,014	\$7,200	\$7,200	\$7,200	\$5,206	\$0	\$5,206	72.30
SALARIES & BENEFITS	\$38,941	\$61,299	\$61,299	\$61,299	\$46,428	\$0	\$46,428	75.74
5232 - OFFICE & OTHER EQUIP < \$5,000	\$86	\$500	\$500	\$500	\$0	\$0	\$0	0.00
5265 - PROFESSIONAL & SPECIAL	\$247	\$0	\$0	\$0	\$0	\$0	\$0	0.00
5311 - GENERAL OPERATING EXPENSE	\$2,234	\$3,439	\$3,439	\$3,439	\$1,137	\$0	\$1,137	33.09
5351 - UTILITIES	\$2,345	\$2,292	\$2,292	\$2,292	\$1,467	\$0	\$1,467	64.03
SERVICES & SUPPLIES	\$4,912	\$6,231	\$6,231	\$6,231	\$2,605	\$0	\$2,605	41.81
5121 - INTERNAL CHARGES	\$7,901	\$10,404	\$10,404	\$10,404	\$4,153	\$0	\$4,153	39.91
5123 - TECH REFRESH EXPENSE	\$1,132	\$1,211	\$1,211	\$1,211	\$908	\$0	\$908	75.00
5128 - INTERNAL SHREDDING	\$144	\$150	\$150	\$150	\$0	\$0	\$0	0.00
5129 - INTERNAL COPY CHARGES	\$4,617	\$3,965	\$3,965	\$3,965	\$1,800	\$0	\$1,800	45.42
5152 - WORKERS COMPENSATION	\$928	\$418	\$418	\$418	\$313	\$0	\$313	74.99
5155 - PUBLIC LIABILITY INSURANCE	\$684	\$248	\$248	\$248	\$186	\$0	\$186	75.01
5315 - COUNTY COST PLAN	\$15,653	\$8,958	\$8,958	\$8,958	\$6,718	\$0	\$6,718	75.00
5333 - MOTOR POOL	\$1,783	\$2,553	\$2,553	\$2,553	\$735	\$0	\$735	28.82
INTERNAL CHARGES	\$32,844	\$27,907	\$27,907	\$27,907	\$14,816	\$0	\$14,816	53.09
FIXED ASSETS	\$0	\$0	\$0	\$0	\$0	\$0	\$0	0.00
TOTAL EXPENSES:	\$76,699	\$95,437	\$95,437	\$95,437	\$63,850	\$0	\$63,850	66.90

COUNTY OF INYO

BUD022BX - BUDGET INFORMATION

BUDGET TO ACTUAL COMPARE - THIRD QUARTER

RUNDATE: 03/31/2018 TODAY'S DATE: 05/02/2018

FOR FISCAL YEARS: 07/01/2017 - 06/30/2018

	YTD ACTUALS 06/30/2017	BOARD APPROVED 06/30/2018	WORKING BUDGET 06/30/2018	THIRD QUARTER 06/30/2018	YTD ACTUALS 06/30/2018	YTD ENC 06/30/2018	YTD ACTUALS + ENC	YTD % w/ ENC 06/30/2018
NET BUDGET UNIT: 066800 FARM ADVISOR	(\$34,852)	(\$68,717)	(\$68,717)	(\$68,717)	(\$38,283)	\$0	(\$38,283)	55.71

COUNTY OF INYO

BUD022BX - BUDGET INFORMATION

BUDGET TO ACTUAL COMPARE - THIRD QUARTER

RUNDATE: 03/31/2018 TODAY'S DATE: 05/02/2018

FOR FISCAL YEARS: 07/01/2017 - 06/30/2018

	YTD ACTUALS 06/30/2017	BOARD APPROVED 06/30/2018	WORKING BUDGET 06/30/2018	THIRD QUARTER 06/30/2018	YTD ACTUALS 06/30/2018	YTD ENC 06/30/2018	YTD ACTUALS + ENC	YTD % w/ ENC 06/30/2018
076999 PARKS & RECREATION								
FUND: 0001 GENERAL FUND								
REVENUES:								
4352 - MILLPOND CONCESSIONS	\$12,854	\$10,000	\$10,000	\$10,000	\$10,961	\$0	\$10,961	109.61
RENTS & LEASES	\$12,854	\$10,000	\$10,000	\$10,000	\$10,961	\$0	\$10,961	109.61
4312 - LEASES	\$1,949	\$1,968	\$1,968	\$1,968	\$1,470	\$0	\$1,470	74.71
REV USE OF MONEY & PROPERTY	\$1,949	\$1,968	\$1,968	\$1,968	\$1,470	\$0	\$1,470	74.71
4475 - OFF HIGHWAY VEHICLE	\$653	\$675	\$675	\$675	\$273	\$0	\$273	40.54
4498 - STATE GRANTS	\$10,000	\$10,000	\$10,000	\$10,000	\$0	\$0	\$0	0.00
4563 - CONTRIBUTION FROM DWP	\$155,563	\$159,763	\$159,763	\$159,763	\$159,763	\$0	\$159,763	100.00
AID FROM OTHER GOVT AGENCIES	\$166,216	\$170,438	\$170,438	\$170,438	\$160,036	\$0	\$160,036	93.89
4781 - PLEASANT VALLEY - CAMP	\$67,000	\$67,000	\$67,000	\$67,000	\$51,696	\$0	\$51,696	77.15
4783 - SCHOBER LANE - CAMP	\$63,960	\$64,000	\$64,000	\$64,000	\$48,525	\$0	\$48,525	75.82
4784 - BIG PINE TRIANGLE - CAMP	\$3,000	\$3,000	\$3,000	\$3,000	\$3,000	\$0	\$3,000	100.00
4785 - BAKER CREEK - CAMP	\$30,910	\$25,000	\$25,000	\$29,000	\$23,616	\$0	\$23,616	81.43
4786 - TINNEMAHA - CAMP	\$18,713	\$16,000	\$16,000	\$19,000	\$16,042	\$0	\$16,042	84.43
4787 - TABOOSE - CAMP	\$34,548	\$31,000	\$31,000	\$35,000	\$29,761	\$0	\$29,761	85.03
4788 - INDEPENDENCE CREEK - CAMP	\$10,686	\$9,000	\$9,000	\$9,000	\$6,678	\$0	\$6,678	74.20
4789 - PORTAGI JOE - CAMP	\$13,406	\$13,000	\$13,000	\$13,000	\$10,214	\$0	\$10,214	78.56
4790 - DIAZ LAKE - CAMP	\$84,958	\$75,000	\$75,000	\$79,000	\$60,708	\$0	\$60,708	76.84
4791 - TECOPA HOT SPRINGS - CAMP	\$0	\$5,000	\$5,000	\$5,000	\$0	\$0	\$0	0.00
4792 - DAY USE FEES	\$1,800	\$2,000	\$2,000	\$2,000	\$1,950	\$0	\$1,950	97.50
4819 - SERVICES & FEES	\$2,062	\$1,500	\$1,500	\$1,500	\$698	\$0	\$698	46.53
4824 - INTER GOVERNMENT CHARGES	\$0	\$0	\$0	\$1,157	\$1,156	\$0	\$1,156	99.96
CHARGES FOR CURRENT SERVICES	\$331,043	\$311,500	\$311,500	\$327,657	\$254,046	\$0	\$254,046	77.53
4998 - OPERATING TRANSFERS IN	\$28,255	\$178,750	\$178,750	\$178,750	\$0	\$0	\$0	0.00
OTHER FINANCING SOURCES	\$28,255	\$178,750	\$178,750	\$178,750	\$0	\$0	\$0	0.00
4911 - SALES OF FIXED ASSETS	\$0	\$0	\$8,500	\$8,500	\$8,500	\$0	\$8,500	100.00
4936 - MISCELLANEOUS SALES	\$780	\$1,000	\$1,000	\$1,000	\$481	\$0	\$481	48.10
OTHER REVENUE	\$780	\$1,000	\$9,500	\$9,500	\$8,981	\$0	\$8,981	94.53
TOTAL REVENUES:	\$541,099	\$673,656	\$682,156	\$698,313	\$435,495	\$0	\$435,495	62.36
EXPENSES:								
5001 - SALARIED EMPLOYEES	\$157,774	\$160,630	\$160,630	\$160,630	\$117,766	\$0	\$117,766	73.31
5003 - OVERTIME	\$4,368	\$6,860	\$6,160	\$4,629	\$1,880	\$0	\$1,880	40.62
5005 - HOLIDAY OVERTIME	\$1,050	\$0	\$700	\$1,550	\$1,260	\$0	\$1,260	81.29

COUNTY OF INYO

BUD022BX - BUDGET INFORMATION

BUDGET TO ACTUAL COMPARE - THIRD QUARTER

RUNDATE: 03/31/2018 TODAY'S DATE: 05/02/2018

FOR FISCAL YEARS: 07/01/2017 - 06/30/2018

	YTD ACTUALS 06/30/2017	BOARD APPROVED 06/30/2018	WORKING BUDGET 06/30/2018	THIRD QUARTER 06/30/2018	YTD ACTUALS 06/30/2018	YTD ENC 06/30/2018	YTD ACTUALS + ENC	YTD % w/ ENC 06/30/2018
5012 - PART TIME EMPLOYEES	\$70,082	\$92,708	\$92,708	\$92,708	\$53,108	\$0	\$53,108	57.28
5021 - RETIREMENT & SOCIAL	\$17,377	\$20,052	\$20,052	\$20,052	\$12,934	\$0	\$12,934	64.50
5022 - PERS RETIREMENT	\$42,127	\$25,808	\$25,808	\$25,808	\$19,625	\$0	\$19,625	76.04
5024 - RETIREMENT-UNFUNDED LIAB	\$0	\$26,093	\$26,093	\$26,093	\$26,093	\$0	\$26,093	100.00
5031 - MEDICAL INSURANCE	\$38,140	\$52,610	\$52,610	\$52,610	\$28,074	\$0	\$28,074	53.36
5032 - DISABILITY INSURANCE	\$1,396	\$2,609	\$2,609	\$2,609	\$1,078	\$0	\$1,078	41.34
5042 - SICK LEAVE BUY OUT	\$2,812	\$1,916	\$1,916	\$2,597	\$2,597	\$0	\$2,597	100.01
SALARIES & BENEFITS	\$335,130	\$389,286	\$389,286	\$389,286	\$264,419	\$0	\$264,419	67.92
5112 - PERSONAL & SAFETY	\$1,232	\$1,570	\$1,570	\$1,570	\$446	\$0	\$446	28.44
5122 - CELL PHONES	\$744	\$2,305	\$2,305	\$2,305	\$981	\$0	\$981	42.56
5171 - MAINTENANCE OF EQUIPMENT	\$138	\$1,000	\$1,000	\$2,000	\$855	\$0	\$855	42.79
5173 - MAINTENANCE OF	\$6,934	\$5,000	\$5,000	\$5,000	\$3,290	\$0	\$3,290	65.80
5182 - MAINTENANCE OF GROUNDS	\$43,469	\$38,000	\$58,625	\$58,625	\$18,813	\$31,681	\$50,495	86.13
5199 - MAINT OF	\$6,252	\$24,000	\$14,000	\$14,000	\$3,574	\$0	\$3,574	25.53
5232 - OFFICE & OTHER EQUIP < \$5,000	\$25,581	\$27,250	\$27,250	\$27,250	\$22,059	\$0	\$22,059	80.95
5260 - HEALTH - EMPLOYEE	\$0	\$0	\$0	\$1,600	\$0	\$0	\$0	0.00
5263 - ADVERTISING	\$125	\$500	\$500	\$500	\$117	\$0	\$117	23.49
5265 - PROFESSIONAL & SPECIAL	\$72,905	\$89,105	\$131,829	\$142,386	\$80,723	\$51,540	\$132,264	92.89
5281 - RENTS & LEASES-EQUIPMENT	\$0	\$500	\$500	\$500	\$53	\$0	\$53	10.77
5291 - OFFICE, SPACE & SITE RENTAL	\$26,642	\$31,946	\$32,819	\$32,819	\$20,968	\$4,187	\$25,156	76.65
5301 - SMALL TOOLS & INSTRUMENTS	\$1,762	\$2,500	\$2,500	\$2,500	\$1,839	\$0	\$1,839	73.57
5311 - GENERAL OPERATING EXPENSE	\$95,164	\$72,970	\$72,970	\$72,970	\$57,026	\$0	\$57,026	78.15
5331 - TRAVEL EXPENSE	\$0	\$500	\$500	\$500	\$248	\$0	\$248	49.64
5351 - UTILITIES	\$43,834	\$60,852	\$55,852	\$55,852	\$31,985	\$0	\$31,985	57.26
SERVICES & SUPPLIES	\$324,786	\$357,998	\$407,220	\$420,377	\$242,983	\$87,410	\$330,393	78.59
5123 - TECH REFRESH EXPENSE	\$1,132	\$1,211	\$1,211	\$1,211	\$908	\$0	\$908	75.00
5128 - INTERNAL SHREDDING	\$124	\$130	\$130	\$130	\$0	\$0	\$0	0.00
5129 - INTERNAL COPY CHARGES	\$423	\$357	\$357	\$357	\$205	\$0	\$205	57.48
5152 - WORKERS COMPENSATION	\$57,536	\$86,258	\$86,258	\$86,258	\$64,693	\$0	\$64,693	75.00
5155 - PUBLIC LIABILITY INSURANCE	\$2,356	\$2,649	\$2,649	\$2,649	\$1,986	\$0	\$1,986	75.00
5333 - MOTOR POOL	\$60,345	\$60,000	\$60,000	\$68,000	\$50,995	\$0	\$50,995	74.99
INTERNAL CHARGES	\$121,918	\$150,605	\$150,605	\$158,605	\$118,788	\$0	\$118,788	74.89
5539 - OTHER AGENCY	\$0	\$35,000	\$35,000	\$35,000	\$2,606	\$0	\$2,606	7.44
OTHER CHARGES	\$0	\$35,000	\$35,000	\$35,000	\$2,606	\$0	\$2,606	7.44
5630 - LAND IMPROVEMENTS	\$0	\$0	\$10,000	\$10,000	\$6,461	\$3,000	\$9,461	94.61
5640 - STRUCTURES &	\$0	\$10,000	\$22,000	\$22,000	\$7,369	\$11,349	\$18,719	85.09
5650 - EQUIPMENT	\$5,561	\$16,000	\$26,395	\$26,395	\$8,760	\$15,757	\$24,517	92.88

COUNTY OF INYO

BUD022BX - BUDGET INFORMATION

BUDGET TO ACTUAL COMPARE - THIRD QUARTER

RUNDATE: 03/31/2018 TODAY'S DATE: 05/02/2018

FOR FISCAL YEARS: 07/01/2017 - 06/30/2018

	YTD ACTUALS 06/30/2017	BOARD APPROVED 06/30/2018	WORKING BUDGET 06/30/2018	THIRD QUARTER 06/30/2018	YTD ACTUALS 06/30/2018	YTD ENC 06/30/2018	YTD ACTUALS + ENC	YTD % w/ ENC 06/30/2018
5700 - CONSTRUCTION IN PROGRESS	\$0	\$30,000	\$13,105	\$8,105	\$3,619	\$0	\$3,619	44.66
FIXED ASSETS	\$5,561	\$56,000	\$71,500	\$66,500	\$26,211	\$30,107	\$56,318	84.68
TOTAL EXPENSES;	\$787,397	\$988,889	\$1,053,611	\$1,069,768	\$655,010	\$117,517	\$772,527	72.21
NET BUDGET UNIT: 076999 PARKS & RECREATION	(\$246,298)	(\$315,233)	(\$371,455)	(\$371,455)	(\$219,514)	(\$117,517)	(\$337,031)	90.73

COUNTY OF INYO

BUD022BX - BUDGET INFORMATION

BUDGET TO ACTUAL COMPARE - THIRD QUARTER

RUNDATE: 03/31/2018 TODAY'S DATE: 05/02/2018

FOR FISCAL YEARS: 07/01/2017 - 06/30/2018

	YTD ACTUALS 06/30/2017	BOARD APPROVED 06/30/2018	WORKING BUDGET 06/30/2018	THIRD QUARTER 06/30/2018	YTD ACTUALS 06/30/2018	YTD ENC 06/30/2018	YTD ACTUALS + ENC	YTD % w/ ENC 06/30/2018
077000 MUSEUM - GENERAL								
FUND: 0001 GENERAL FUND								
REVENUES:								
TAXES - PROPERTY	\$0	\$0	\$0	\$0	\$0	\$0	\$0	0.00
REV USE OF MONEY & PROPERTY	\$0	\$0	\$0	\$0	\$0	\$0	\$0	0.00
AID FROM OTHER GOVT AGENCIES	\$0	\$0	\$0	\$0	\$0	\$0	\$0	0.00
4813 - SHIPPING & HANDLING	\$61	\$40	\$40	\$40	\$20	\$0	\$20	51.55
CHARGES FOR CURRENT SERVICES	\$61	\$40	\$40	\$40	\$20	\$0	\$20	51.55
OTHER FINANCING SOURCES	\$0	\$0	\$0	\$0	\$0	\$0	\$0	0.00
4925 - SALES OF BOOKS & PAMPHLETS	\$16,000	\$17,000	\$17,000	\$17,000	\$144	\$0	\$144	0.84
4951 - DONATIONS	\$8,914	\$8,500	\$8,500	\$8,500	\$6,999	\$0	\$6,999	82.34
4997 - CASH OVER OR SHORT	\$0	\$5	\$5	\$5	\$0	\$0	\$0	0.00
OTHER REVENUE	\$24,914	\$25,505	\$25,505	\$25,505	\$7,143	\$0	\$7,143	28.00
TOTAL REVENUES:	\$24,975	\$25,545	\$25,545	\$25,545	\$7,164	\$0	\$7,164	28.04
EXPENSES:								
5001 - SALARIED EMPLOYEES	\$114,614	\$118,511	\$118,511	\$118,511	\$85,612	\$0	\$85,612	72.24
5003 - OVERTIME	\$295	\$0	\$0	\$500	\$191	\$0	\$191	38.36
5005 - HOLIDAY OVERTIME	\$0	\$0	\$364	\$364	\$182	\$0	\$182	50.18
5012 - PART TIME EMPLOYEES	\$18,790	\$19,223	\$19,223	\$19,223	\$15,089	\$0	\$15,089	78.49
5021 - RETIREMENT & SOCIAL	\$10,263	\$10,537	\$10,537	\$10,537	\$7,600	\$0	\$7,600	72.12
5022 - PERS RETIREMENT	\$30,343	\$19,776	\$19,776	\$19,776	\$14,287	\$0	\$14,287	72.24
5024 - RETIREMENT-UNFUNDED LIAB	\$0	\$18,311	\$18,311	\$18,311	\$18,311	\$0	\$18,311	100.00
5031 - MEDICAL INSURANCE	\$15,643	\$17,737	\$17,737	\$17,737	\$13,012	\$0	\$13,012	73.36
5032 - DISABILITY INSURANCE	\$1,173	\$1,377	\$1,377	\$1,377	\$904	\$0	\$904	65.66
5042 - SICK LEAVE BUY OUT	\$1,492	\$0	\$0	\$265	\$264	\$0	\$264	99.95
SALARIES & BENEFITS	\$192,616	\$205,472	\$205,836	\$206,601	\$155,458	\$0	\$155,458	75.24
5199 - MAINT OF	\$597	\$2,000	\$1,572	\$0	\$0	\$0	\$0	0.00
5232 - OFFICE & OTHER EQUIP < \$5,000	\$828	\$500	\$500	\$500	\$311	\$0	\$311	62.23
5263 - ADVERTISING	\$2,914	\$3,000	\$3,244	\$3,244	\$3,244	\$0	\$3,244	100.00
5265 - PROFESSIONAL & SPECIAL	\$1,090	\$1,200	\$1,000	\$1,401	\$540	\$0	\$540	38.54
5291 - OFFICE, SPACE & SITE RENTAL	\$1,012	\$1,000	\$1,020	\$1,026	\$1,025	\$0	\$1,025	99.92
5311 - GENERAL OPERATING EXPENSE	\$2,736	\$4,000	\$4,000	\$4,400	\$3,112	\$0	\$3,112	70.74
5351 - UTILITIES	\$10,171	\$11,000	\$11,000	\$11,000	\$8,375	\$0	\$8,375	76.14

COUNTY OF INYO

BUD022BX - BUDGET INFORMATION

BUDGET TO ACTUAL COMPARE - THIRD QUARTER

RUNDATE: 03/31/2018 TODAY'S DATE: 05/02/2018

FOR FISCAL YEARS: 07/01/2017 - 06/30/2018

	YTD ACTUALS 06/30/2017	BOARD APPROVED 06/30/2018	WORKING BUDGET 06/30/2018	THIRD QUARTER 06/30/2018	YTD ACTUALS 06/30/2018	YTD ENC 06/30/2018	YTD ACTUALS + ENC	YTD % w/ ENC 06/30/2018
SERVICES & SUPPLIES	\$19,349	\$22,700	\$22,336	\$21,571	\$16,608	\$0	\$16,608	77.00
5123 - TECH REFRESH EXPENSE	\$2,830	\$3,026	\$3,026	\$3,026	\$2,269	\$0	\$2,269	75.00
5128 - INTERNAL SHREDDING	\$95	\$100	\$100	\$100	\$0	\$0	\$0	0.00
5129 - INTERNAL COPY CHARGES	\$402	\$396	\$396	\$396	\$139	\$0	\$139	35.17
5152 - WORKERS COMPENSATION	\$1,860	\$2,248	\$2,248	\$2,248	\$1,685	\$0	\$1,685	75.00
5155 - PUBLIC LIABILITY INSURANCE	\$1,452	\$1,649	\$1,649	\$1,649	\$1,236	\$0	\$1,236	75.00
INTERNAL CHARGES	\$6,639	\$7,419	\$7,419	\$7,419	\$5,331	\$0	\$5,331	71.86
OTHER CHARGES	\$0	\$0	\$0	\$0	\$0	\$0	\$0	0.00
FIXED ASSETS	\$0	\$0	\$0	\$0	\$0	\$0	\$0	0.00
TOTAL EXPENSES:	\$218,606	\$235,591	\$235,591	\$235,591	\$177,398	\$0	\$177,398	75.29
NET BUDGET UNIT: 077000 MUSEUM - GENERAL	(\$193,630)	(\$210,046)	(\$210,046)	(\$210,046)	(\$170,234)	\$0	(\$170,234)	81.04

COUNTY OF INYO

BUD022BX - BUDGET INFORMATION

BUDGET TO ACTUAL COMPARE - THIRD QUARTER

RUNDATE: 03/31/2018 TODAY'S DATE: 05/02/2018

FOR FISCAL YEARS: 07/01/2017 - 06/30/2018

	YTD ACTUALS 06/30/2017	BOARD APPROVED 06/30/2018	WORKING BUDGET 06/30/2018	THIRD QUARTER 06/30/2018	YTD ACTUALS 06/30/2018	YTD ENC 06/30/2018	YTD ACTUALS + ENC	YTD % w/ ENC 06/30/2018
087100 CONTINGENCIES - GENERAL								
FUND: 0001 GENERAL FUND								
EXPENSES:								
5901 - CONTINGENCIES	\$0	\$129,835	\$0	\$0	\$0	\$0	\$0	0.00
5902 - CONTINGENCIES - PY	\$0	\$0	\$75,937	\$39,459	\$0	\$0	\$0	0.00
RESERVES	\$0	\$129,835	\$75,937	\$39,459	\$0	\$0	\$0	0.00
TOTAL EXPENSES:	\$0	\$129,835	\$75,937	\$39,459	\$0	\$0	\$0	0.00
NET BUDGET UNIT: 087100 CONTINGENCIES - GENERAL	\$0	(\$129,835)	(\$75,937)	(\$39,459)	\$0	\$0	\$0	0.00

COUNTY OF INYO

BUD022BX - BUDGET INFORMATION

BUDGET TO ACTUAL COMPARE - THIRD QUARTER

RUNDATE: 03/31/2018 TODAY'S DATE: 05/02/2018

FOR FISCAL YEARS: 07/01/2017 - 06/30/2018

	YTD ACTUALS 06/30/2017	BOARD APPROVED 06/30/2018	WORKING BUDGET 06/30/2018	THIRD QUARTER 06/30/2018	YTD ACTUALS 06/30/2018	YTD ENC 06/30/2018	YTD ACTUALS + ENC	YTD % w/ ENC 06/30/2018
REPORT NET	\$2,168,667	(\$4,262,790)	(\$5,280,811)	(\$5,280,811)	(\$2,619,771)	(\$1,887,063)	(\$4,506,834)	85.34

COUNTY OF INYO

ATTACHMENT B

BUD022BX - BUDGET INFORMATION

BUDGET TO ACTUAL COMPARE - THIRD QUARTER

RUNDATE: 03/31/2018 TODAY'S DATE: 05/02/2018

FOR FISCAL YEARS: 07/01/2017 - 06/30/2018

	YTD ACTUALS 06/30/2017	BOARD APPROVED 06/30/2018	WORKING BUDGET 06/30/2018	THIRD QUARTER 06/30/2018	YTD ACTUALS 06/30/2018	YTD ENC 06/30/2018	YTD ACTUALS + ENC 06/30/2018	YTD % w/ ENC 06/30/2018
010201 CAO - ACO								
FUND: 0003 ACCUMULATIVE CAPITAL OUTLAY								
REVENUES:								
	AID FROM OTHER GOVT AGENCIES	\$0	\$0	\$0	\$0	\$0	\$0	0.00
4825 -	OTHER CURRENT CHARGES	\$51,351	\$51,351	\$51,351	\$51,351	\$0	\$0	0.00
	CHARGES FOR CURRENT SERVICES	\$51,351	\$51,351	\$51,351	\$51,351	\$0	\$0	0.00
4998 -	OPERATING TRANSFERS IN	\$200,000	\$206,000	\$206,000	\$206,000	\$0	\$206,000	100.00
	OTHER FINANCING SOURCES	\$200,000	\$206,000	\$206,000	\$206,000	\$0	\$206,000	100.00
	OTHER REVENUE	\$0	\$0	\$0	\$0	\$0	\$0	0.00
	TOTAL REVENUES:	\$251,351	\$257,351	\$257,351	\$257,351	\$206,000	\$0	80.04
EXPENSES:								
	SALARIES & BENEFITS	\$0	\$0	\$0	\$0	\$0	\$0	0.00
5191 -	MAINTENANCE OF STRUCTURES	\$0	\$10,000	\$10,000	\$10,000	\$0	\$0	0.00
5265 -	PROFESSIONAL & SPECIAL	\$0	\$190,000	\$203,595	\$203,595	\$87,422	\$103,499	50.83
	SERVICES & SUPPLIES	\$0	\$200,000	\$213,595	\$213,595	\$87,422	\$103,499	48.45
	FIXED ASSETS	\$0	\$0	\$0	\$0	\$0	\$0	0.00
	OTHER FINANCING USES	\$0	\$0	\$0	\$0	\$0	\$0	0.00
	TOTAL EXPENSES:	\$0	\$200,000	\$213,595	\$213,595	\$87,422	\$16,077	48.45
NET BUDGET UNIT:	010201 CAO - ACO	\$251,351	\$57,351	\$43,756	\$43,756	\$118,577	(\$16,077)	234.25

COUNTY OF INYO

BUD022BX - BUDGET INFORMATION

BUDGET TO ACTUAL COMPARE - THIRD QUARTER

RUNDATE: 03/31/2018 TODAY'S DATE: 05/02/2018

FOR FISCAL YEARS: 07/01/2017 - 06/30/2018

	YTD ACTUALS 06/30/2017	BOARD APPROVED 06/30/2018	WORKING BUDGET 06/30/2018	THIRD QUARTER 06/30/2018	YTD ACTUALS 06/30/2018	YTD ENC 06/30/2018	YTD ACTUALS + ENC	YTD % w/ ENC 06/30/2018
010204 NATURAL RESOURCE DEVELOPMENT								
FUND: 0040 NATURAL RESOURCE DEVELOPMENT								
REVENUES:								
CHARGES FOR CURRENT SERVICES	\$0	\$0	\$0	\$0	\$0	\$0	\$0	0.00
4998 - OPERATING TRANSFERS IN	\$0	\$0	\$30,000	\$30,000	\$0	\$0	\$0	0.00
OTHER FINANCING SOURCES	\$0	\$0	\$30,000	\$30,000	\$0	\$0	\$0	0.00
TOTAL REVENUES:	\$0	\$0	\$30,000	\$30,000	\$0	\$0	\$0	0.00
EXPENSES:								
5265 - PROFESSIONAL & SPECIAL	\$2,914	\$10,000	\$87,801	\$87,801	\$4,007	\$43,793	\$47,801	54.44
5311 - GENERAL OPERATING EXPENSE	\$2,500	\$2,500	\$2,500	\$2,500	\$2,500	\$0	\$2,500	100.00
5331 - TRAVEL EXPENSE	\$0	\$5,000	\$5,000	\$5,000	\$0	\$0	\$0	0.00
SERVICES & SUPPLIES	\$5,414	\$17,500	\$95,301	\$95,301	\$6,507	\$43,793	\$50,301	52.78
RESERVES	\$0	\$0	\$0	\$0	\$0	\$0	\$0	0.00
TOTAL EXPENSES:	\$5,414	\$17,500	\$95,301	\$95,301	\$6,507	\$43,793	\$50,301	52.78
NET BUDGET UNIT: 010204 NATURAL RESOURCE	(\$5,414)	(\$17,500)	(\$65,301)	(\$65,301)	(\$6,507)	(\$43,793)	(\$50,301)	77.02

COUNTY OF INYO

BUD022BX - BUDGET INFORMATION

BUDGET TO ACTUAL COMPARE - THIRD QUARTER

RUNDATE: 03/31/2018 TODAY'S DATE: 05/02/2018

FOR FISCAL YEARS: 07/01/2017 - 06/30/2018

	YTD ACTUALS 06/30/2017	BOARD APPROVED 06/30/2018	WORKING BUDGET 06/30/2018	THIRD QUARTER 06/30/2018	YTD ACTUALS 06/30/2018	YTD ENC 06/30/2018	YTD ACTUALS + ENC	YTD % w/ ENC 06/30/2018
010205 CAO-GENERAL RELIEF FUND								
FUND: 0035 CAO-GENERAL RELIEF FUND								
REVENUES:								
4499 - STATE OTHER	\$0	\$0	\$0	\$0	\$251,759	\$0	\$251,759	0.00
AID FROM OTHER GOVT AGENCIES	\$0	\$0	\$0	\$0	\$251,759	\$0	\$251,759	0.00
TOTAL REVENUES:	\$0	\$0	\$0	\$0	\$251,759	\$0	\$251,759	0.00
EXPENSES:								
5263 = ADVERTISING	\$0	\$3,000	\$3,000	\$3,000	\$0	\$0	\$0	0.00
5265 = PROFESSIONAL & SPECIAL	\$0	\$26,000	\$26,000	\$26,000	\$0	\$0	\$0	0.00
5311 = GENERAL OPERATING EXPENSE	\$0	\$6,000	\$6,000	\$6,000	\$0	\$0	\$0	0.00
5331 = TRAVEL EXPENSE	\$0	\$5,000	\$5,000	\$5,000	\$0	\$0	\$0	0.00
SERVICES & SUPPLIES	\$0	\$40,000	\$40,000	\$40,000	\$0	\$0	\$0	0.00
5121 - INTERNAL CHARGES	\$0	\$15,000	\$15,000	\$15,000	\$0	\$0	\$0	0.00
INTERNAL CHARGES	\$0	\$15,000	\$15,000	\$15,000	\$0	\$0	\$0	0.00
OTHER CHARGES	\$0	\$0	\$0	\$0	\$0	\$0	\$0	0.00
OTHER FINANCING USES	\$0	\$0	\$0	\$0	\$0	\$0	\$0	0.00
TOTAL EXPENSES:	\$0	\$55,000	\$55,000	\$55,000	\$0	\$0	\$0	0.00
NET BUDGET UNIT: 010205 CAO-GENERAL RELIEF FUND	\$0	(\$55,000)	(\$55,000)	(\$55,000)	\$251,759	\$0	\$251,759	-457.74

COUNTY OF INYO

BUD022BX - BUDGET INFORMATION

BUDGET TO ACTUAL COMPARE - THIRD QUARTER

RUNDATE: 03/31/2018 TODAY'S DATE: 05/02/2018

FOR FISCAL YEARS: 07/01/2017 - 06/30/2018

	YTD ACTUALS 06/30/2017	BOARD APPROVED 06/30/2018	WORKING BUDGET 06/30/2018	THIRD QUARTER 06/30/2018	YTD ACTUALS 06/30/2018	YTD ENC 06/30/2018	YTD ACTUALS + ENC	YTD % w/ ENC 06/30/2018
010404 AC-CALPERS REFUNDING SF								
FUND: 0021 AC - CALPERS REFUNDING SAFT								
REVENUES:								
REV USE OF MONEY & PROPERTY	\$0	\$0	\$0	\$0	\$0	\$0	\$0	0.00
4825 - OTHER CURRENT CHARGES	\$325,028	\$339,236	\$339,236	\$339,236	\$254,433	\$0	\$254,433	75.00
CHARGES FOR CURRENT SERVICES	\$325,028	\$339,236	\$339,236	\$339,236	\$254,433	\$0	\$254,433	75.00
4990 - LOAN PROCEEDS	\$3,892	\$0	\$0	\$0	\$0	\$0	\$0	0.00
OTHER REVENUE	\$3,892	\$0	\$0	\$0	\$0	\$0	\$0	0.00
TOTAL REVENUES:	\$328,920	\$339,236	\$339,236	\$339,236	\$254,433	\$0	\$254,433	75.00
EXPENSES:								
OTHER CHARGES	\$0	\$0	\$0	\$0	\$0	\$0	\$0	0.00
5561 - PRINCIPAL ON NOTES PAYABLE	\$116,000	\$137,000	\$137,000	\$137,000	\$102,000	\$0	\$102,000	74.45
DEBT SERVICE PRINCIPAL	\$116,000	\$137,000	\$137,000	\$137,000	\$102,000	\$0	\$102,000	74.45
5553 - INTEREST ON NOTES	\$209,027	\$202,236	\$202,236	\$202,236	\$152,377	\$0	\$152,377	75.34
DEBT SERVICE INTEREST	\$209,027	\$202,236	\$202,236	\$202,236	\$152,377	\$0	\$152,377	75.34
TOTAL EXPENSES:	\$325,027	\$339,236	\$339,236	\$339,236	\$254,377	\$0	\$254,377	74.98
NET BUDGET UNIT: 010404 AC-CALPERS REFUNDING SF	\$3,892	\$0	\$0	\$0	\$56	\$0	\$56	0.00

COUNTY OF INYO

BUD022BX - BUDGET INFORMATION

BUDGET TO ACTUAL COMPARE - THIRD QUARTER

RUNDATE: 03/31/2018 TODAY'S DATE: 05/02/2018

FOR FISCAL YEARS: 07/01/2017 - 06/30/2018

	YTD ACTUALS 06/30/2017	BOARD APPROVED 06/30/2018	WORKING BUDGET 06/30/2018	THIRD QUARTER 06/30/2018	YTD ACTUALS 06/30/2018	YTD ENC 06/30/2018	YTD ACTUALS + ENC	YTD % w/ ENC 06/30/2018
010405 AUDITOR CONTROLLER - GEN RESV								
FUND: 0006 GENERAL RESERVE								
REVENUES:								
	TAXES - PROPERTY	\$0	\$0	\$0	\$0	\$0	\$0	0.00
4301	- INTEREST FROM TREASURY	\$26,702	\$25,000	\$25,000	\$25,000	\$7,634	\$7,634	30.53
	REV USE OF MONEY & PROPERTY	\$26,702	\$25,000	\$25,000	\$25,000	\$7,634	\$7,634	30.53
	AID FROM OTHER GOVT AGENCIES	\$0	\$0	\$0	\$0	\$0	\$0	0.00
4998	- OPERATING TRANSFERS IN	\$0	\$72,649	\$72,649	\$72,649	\$72,649	\$72,649	100.00
	OTHER FINANCING SOURCES	\$0	\$72,649	\$72,649	\$72,649	\$72,649	\$72,649	100.00
	OTHER REVENUE	\$0	\$0	\$0	\$0	\$0	\$0	0.00
	TOTAL REVENUES:	\$26,702	\$97,649	\$97,649	\$97,649	\$80,283	\$80,283	82.21
EXPENSES:								
	OTHER FINANCING USES	\$0	\$0	\$0	\$0	\$0	\$0	0.00
	TOTAL EXPENSES:	\$0	\$0	\$0	\$0	\$0	\$0	0.00
NET BUDGET UNIT:	010405 AUDITOR CONTROLLER - GEN RESV	\$26,702	\$97,649	\$97,649	\$97,649	\$80,283	\$80,283	82.21

COUNTY OF INYO

BUD022BX - BUDGET INFORMATION

BUDGET TO ACTUAL COMPARE - THIRD QUARTER

RUNDATE: 03/31/2018 TODAY'S DATE: 05/02/2018

FOR FISCAL YEARS: 07/01/2017 - 06/30/2018

	YTD ACTUALS 06/30/2017	BOARD APPROVED 06/30/2018	WORKING BUDGET 06/30/2018	THIRD QUARTER 06/30/2018	YTD ACTUALS 06/30/2018	YTD ENC 06/30/2018	YTD ACTUALS + ENC	YTD % w/ ENC 06/30/2018
010406 AUDITOR CONTROLLER GEOTHERMAL								
FUND: 0010 GEOTHERMAL								
REVENUES:								
4381 - GEOTHERMAL ROYALTIES	\$210,955	\$0	\$0	\$0	\$41,360	\$0	\$41,360	0.00
RENTS & LEASES	\$210,955	\$0	\$0	\$0	\$41,360	\$0	\$41,360	0.00
CHARGES FOR CURRENT SERVICES	\$0	\$0	\$0	\$0	\$0	\$0	\$0	0.00
OTHER REVENUE	\$0	\$0	\$0	\$0	\$0	\$0	\$0	0.00
TOTAL REVENUES:	\$210,955	\$0	\$0	\$0	\$41,360	\$0	\$41,360	0.00
EXPENSES:								
5801 - OPERATING TRANSFERS OUT	\$293,369	\$422,650	\$467,958	\$467,958	\$0	\$0	\$0	0.00
OTHER FINANCING USES	\$293,369	\$422,650	\$467,958	\$467,958	\$0	\$0	\$0	0.00
TOTAL EXPENSES:	\$293,369	\$422,650	\$467,958	\$467,958	\$0	\$0	\$0	0.00
NET BUDGET UNIT: 010406 AUDITOR CONTROLLER	(\$82,413)	(\$422,650)	(\$467,958)	(\$467,958)	\$41,360	\$0	\$41,360	-8.83

COUNTY OF INYO

BUD022BX - BUDGET INFORMATION

BUDGET TO ACTUAL COMPARE - THIRD QUARTER

RUNDATE: 03/31/2018 TODAY'S DATE: 05/02/2018

FOR FISCAL YEARS: 07/01/2017 - 06/30/2018

	YTD ACTUALS 06/30/2017	BOARD APPROVED 06/30/2018	WORKING BUDGET 06/30/2018	THIRD QUARTER 06/30/2018	YTD ACTUALS 06/30/2018	YTD ENC 06/30/2018	YTD ACTUALS + ENC	YTD % w/ ENC 06/30/2018
010407 AUDITOR-CONTROLLER - ECON STAB								
FUND: 0007 ECONOMIC STABILIZATION								
REVENUES:								
4301 - INTEREST FROM TREASURY	\$26,504	\$25,000	\$25,000	\$25,000	\$7,578	\$0	\$7,578	30.31
REV USE OF MONEY & PROPERTY	\$26,504	\$25,000	\$25,000	\$25,000	\$7,578	\$0	\$7,578	30.31
CHARGES FOR CURRENT SERVICES	\$0	\$0	\$0	\$0	\$0	\$0	\$0	0.00
4998 - OPERATING TRANSFERS IN	\$0	\$72,649	\$72,649	\$72,649	\$72,649	\$0	\$72,649	100.00
OTHER FINANCING SOURCES	\$0	\$72,649	\$72,649	\$72,649	\$72,649	\$0	\$72,649	100.00
TOTAL REVENUES:	\$26,504	\$97,649	\$97,649	\$97,649	\$80,227	\$0	\$80,227	82.15
EXPENSES:								
OTHER CHARGES	\$0	\$0	\$0	\$0	\$0	\$0	\$0	0.00
OTHER FINANCING USES	\$0	\$0	\$0	\$0	\$0	\$0	\$0	0.00
TOTAL EXPENSES:	\$0	\$0	\$0	\$0	\$0	\$0	\$0	0.00
NET BUDGET UNIT: 010407 AUDITOR-CONTROLLER - ECON	\$26,504	\$97,649	\$97,649	\$97,649	\$80,227	\$0	\$80,227	82.15

COUNTY OF INYO

BUD022BX - BUDGET INFORMATION

BUDGET TO ACTUAL COMPARE - THIRD QUARTER

RUNDATE: 03/31/2018 TODAY'S DATE: 05/02/2018

FOR FISCAL YEARS: 07/01/2017 - 06/30/2018

	YTD ACTUALS 06/30/2017	BOARD APPROVED 06/30/2018	WORKING BUDGET 06/30/2018	THIRD QUARTER 06/30/2018	YTD ACTUALS 06/30/2018	YTD ENC 06/30/2018	YTD ACTUALS + ENC	YTD % w/ ENC 06/30/2018
011501 PUBLIC WORKS - DEFERRED MAINT								
FUND: 0026 DEFERRED MAINTENANCE FUND								
REVENUES:								
REV USE OF MONEY & PROPERTY	\$0	\$0	\$0	\$0	\$0	\$0	\$0	0.00
AID FROM OTHER GOVT AGENCIES	\$0	\$0	\$0	\$0	\$0	\$0	\$0	0.00
4821 - INTRA COUNTY CHARGES	\$0	\$30,300	\$30,300	\$13,020	\$0	\$0	\$0	0.00
CHARGES FOR CURRENT SERVICES	\$0	\$30,300	\$30,300	\$13,020	\$0	\$0	\$0	0.00
4998 - OPERATING TRANSFERS IN	\$317,765	\$418,967	\$418,967	\$418,967	\$0	\$0	\$0	0.00
OTHER FINANCING SOURCES	\$317,765	\$418,967	\$418,967	\$418,967	\$0	\$0	\$0	0.00
OTHER REVENUE	\$0	\$0	\$0	\$0	\$0	\$0	\$0	0.00
TOTAL REVENUES:	\$317,765	\$449,267	\$449,267	\$431,987	\$0	\$0	\$0	0.00
EXPENSES:								
5191 - MAINTENANCE OF STRUCTURES	\$195,816	\$261,662	\$452,866	\$452,866	\$181,686	\$199,686	\$381,372	84.21
5199 - MAINT OF	\$0	\$12,005	\$12,005	\$12,005	\$101	\$0	\$101	0.84
5232 - OFFICE & OTHER EQUIP < \$5,000	\$408	\$0	\$0	\$0	\$0	\$0	\$0	0.00
5263 - ADVERTISING	\$0	\$3,600	\$3,600	\$3,600	\$992	\$0	\$992	27.56
5265 - PROFESSIONAL & SPECIAL	\$17,011	\$30,000	\$56,170	\$56,170	\$0	\$26,170	\$26,170	46.59
SERVICES & SUPPLIES	\$213,236	\$307,267	\$524,641	\$524,641	\$182,780	\$225,856	\$408,637	77.88
INTERNAL CHARGES	\$0	\$0	\$0	\$0	\$0	\$0	\$0	0.00
OTHER CHARGES	\$0	\$0	\$0	\$0	\$0	\$0	\$0	0.00
5640 - STRUCTURES &	\$0	\$75,000	\$143,956	\$126,676	\$0	\$87,849	\$87,849	69.34
5650 - EQUIPMENT	\$25,059	\$67,000	\$85,894	\$85,894	\$5,384	\$0	\$5,384	6.26
FIXED ASSETS	\$25,059	\$142,000	\$229,850	\$212,570	\$5,384	\$87,849	\$93,233	43.86
OTHER FINANCING USES	\$0	\$0	\$0	\$0	\$0	\$0	\$0	0.00
RESERVES	\$0	\$0	\$0	\$0	\$0	\$0	\$0	0.00
TOTAL EXPENSES:	\$238,296	\$449,267	\$754,491	\$737,211	\$188,165	\$313,705	\$501,870	68.07
NET BUDGET UNIT: 011501 PUBLIC WORKS - DEFERRED MAINT	\$79,469	\$0	(\$305,224)	(\$305,224)	(\$188,165)	(\$313,705)	(\$501,870)	164.42

COUNTY OF INYO

BUD022BX - BUDGET INFORMATION

BUDGET TO ACTUAL COMPARE - THIRD QUARTER

RUNDATE: 03/31/2018 TODAY'S DATE: 05/02/2018

FOR FISCAL YEARS: 07/01/2017 - 06/30/2018

	YTD ACTUALS 06/30/2017	BOARD APPROVED 06/30/2018	WORKING BUDGET 06/30/2018	THIRD QUARTER 06/30/2018	YTD ACTUALS 06/30/2018	YTD ENC 06/30/2018	YTD ACTUALS + ENC	YTD % w/ ENC 06/30/2018
011804 PROPERTY TAX UPGRADE								
FUND: 6999 COMPUTER SYSTEM FUND								
REVENUES:								
CHARGES FOR CURRENT SERVICES	\$0	\$0	\$0	\$0	\$0	\$0	\$0	0.00
OTHER REVENUE	\$0	\$0	\$0	\$0	\$0	\$0	\$0	0.00
TOTAL REVENUES:	\$0	\$0	\$0	\$0	\$0	\$0	\$0	0.00
EXPENSES:								
SALARIES & BENEFITS	\$0	\$0	\$0	\$0	\$0	\$0	\$0	0.00
5232 - OFFICE & OTHER EQUIP < \$5,000	\$0	\$0	\$0	\$0	\$0	\$0	\$0	0.00
5265 - PROFESSIONAL & SPECIAL	\$16,494	\$50,000	\$50,000	\$50,000	\$0	\$0	\$0	0.00
SERVICES & SUPPLIES	\$16,494	\$50,000	\$50,000	\$50,000	\$0	\$0	\$0	0.00
INTERNAL CHARGES	\$0	\$0	\$0	\$0	\$0	\$0	\$0	0.00
DEBT SERVICE PRINCIPAL	\$0	\$0	\$0	\$0	\$0	\$0	\$0	0.00
FIXED ASSETS	\$0	\$0	\$0	\$0	\$0	\$0	\$0	0.00
TOTAL EXPENSES:	\$16,494	\$50,000	\$50,000	\$50,000	\$0	\$0	\$0	0.00
NET BUDGET UNIT: 011804 PROPERTY TAX UPGRADE	(\$16,494)	(\$50,000)	(\$50,000)	(\$50,000)	\$0	(\$0)	(\$0)	0.00

COUNTY OF INYO

BUD022BX - BUDGET INFORMATION

BUDGET TO ACTUAL COMPARE - THIRD QUARTER

RUNDATE: 03/31/2018 TODAY'S DATE: 05/02/2018

FOR FISCAL YEARS: 07/01/2017 - 06/30/2018

	YTD ACTUALS 06/30/2017	BOARD APPROVED 06/30/2018	WORKING BUDGET 06/30/2018	THIRD QUARTER 06/30/2018	YTD ACTUALS 06/30/2018	YTD ENC 06/30/2018	YTD ACTUALS + ENC	YTD % w/ ENC 06/30/2018
011806 IFAS UPGRADE								
FUND: 6999 COMPUTER SYSTEM FUND								
EXPENSES:								
5265 - PROFESSIONAL & SPECIAL	\$5,783	\$12,000	\$21,789	\$21,789	\$11,328	\$18,459	\$29,788	136.71
SERVICES & SUPPLIES	\$5,783	\$12,000	\$21,789	\$21,789	\$11,328	\$18,459	\$29,788	136.71
5700 - CONSTRUCTION IN PROGRESS	\$0	\$100,000	\$141,000	\$141,000	\$0	\$0	\$0	0.00
FIXED ASSETS	\$0	\$100,000	\$141,000	\$141,000	\$0	\$0	\$0	0.00
TOTAL EXPENSES:	\$5,783	\$112,000	\$162,789	\$162,789	\$11,328	\$18,459	\$29,788	18.29
NET BUDGET UNIT: 011806 IFAS UPGRADE	(\$5,783)	(\$112,000)	(\$162,789)	(\$162,789)	(\$11,328)	(\$18,459)	(\$29,788)	18.29

COUNTY OF INYO

BUD022BX - BUDGET INFORMATION

BUDGET TO ACTUAL COMPARE - THIRD QUARTER

RUNDATE: 03/31/2018 TODAY'S DATE: 05/02/2018

FOR FISCAL YEARS: 07/01/2017 - 06/30/2018

	YTD ACTUALS 06/30/2017	BOARD APPROVED 06/30/2018	WORKING BUDGET 06/30/2018	THIRD QUARTER 06/30/2018	YTD ACTUALS 06/30/2018	YTD ENC 06/30/2018	YTD ACTUALS + ENC	YTD % w/ ENC 06/30/2018
011808 COMPUTER UPGRADE								
FUND: 6998 COMPUTER UPGRADE FUND								
REVENUES:								
REV USE OF MONEY & PROPERTY	\$0	\$0	\$0	\$0	\$0	\$0	\$0	0.00
4823 - TECH REFRESH REVENUE	\$266,245	\$346,672	\$346,672	\$346,672	\$261,673	\$0	\$261,673	75.48
CHARGES FOR CURRENT SERVICES	\$266,245	\$346,672	\$346,672	\$346,672	\$261,673	\$0	\$261,673	75.48
OTHER FINANCING SOURCES	\$0	\$0	\$0	\$0	\$0	\$0	\$0	0.00
OTHER REVENUE	\$0	\$0	\$0	\$0	\$0	\$0	\$0	0.00
TOTAL REVENUES:	\$266,245	\$346,672	\$346,672	\$346,672	\$261,673	\$0	\$261,673	75.48
EXPENSES:								
5232 = OFFICE & OTHER EQUIP < \$5,000	\$211,367	\$346,672	\$346,781	\$346,781	\$540	\$109	\$649	0.18
SERVICES & SUPPLIES	\$211,367	\$346,672	\$346,781	\$346,781	\$540	\$109	\$649	0.18
INTERNAL CHARGES	\$0	\$0	\$0	\$0	\$0	\$0	\$0	0.00
OTHER CHARGES	\$0	\$0	\$0	\$0	\$0	\$0	\$0	0.00
DEBT SERVICE PRINCIPAL	\$0	\$0	\$0	\$0	\$0	\$0	\$0	0.00
DEBT SERVICE INTEREST	\$0	\$0	\$0	\$0	\$0	\$0	\$0	0.00
FIXED ASSETS	\$0	\$0	\$0	\$0	\$0	\$0	\$0	0.00
OTHER FINANCING USES	\$0	\$0	\$0	\$0	\$0	\$0	\$0	0.00
TOTAL EXPENSES:	\$211,367	\$346,672	\$346,781	\$346,781	\$540	\$109	\$649	0.18
NET BUDGET UNIT: 011808 COMPUTER UPGRADE	\$54,877	\$0	(\$109)	(\$109)	\$261,133	(\$109)	\$261,024	--&&&

COUNTY OF INYO

BUD022BX - BUDGET INFORMATION

BUDGET TO ACTUAL COMPARE - THIRD QUARTER

RUNDATE: 03/31/2018 TODAY'S DATE: 05/02/2018

FOR FISCAL YEARS: 07/01/2017 - 06/30/2018

	YTD ACTUALS 06/30/2017	BOARD APPROVED 06/30/2018	WORKING BUDGET 06/30/2018	THIRD QUARTER 06/30/2018	YTD ACTUALS 06/30/2018	YTD ENC 06/30/2018	YTD ACTUALS + ENC	YTD % w/ ENC 06/30/2018
022501 CHILD SUPPORT SERVICES								
FUND: 0029 CHILD SUPPORT SERVICES								
REVENUES:								
TAXES - PROPERTY	\$0	\$0	\$0	\$0	\$0	\$0	\$0	0.00
4301 - INTEREST FROM TREASURY	\$1,287	\$500	\$500	\$500	\$332	\$0	\$332	66.47
REV USE OF MONEY & PROPERTY	\$1,287	\$500	\$500	\$500	\$332	\$0	\$332	66.47
4478 - FAMILY SUPPORT REIM - STATE	\$444,474	\$442,608	\$442,608	\$442,608	\$314,351	\$0	\$314,351	71.02
4554 - FAMILY SUPPORT ADMIN	\$706,115	\$859,179	\$859,179	\$859,179	\$503,539	\$0	\$503,539	58.60
4599 - OTHER AGENCIES	\$19,130	\$0	\$0	\$0	\$0	\$0	\$0	0.00
AID FROM OTHER GOVT AGENCIES	\$1,169,719	\$1,301,787	\$1,301,787	\$1,301,787	\$817,890	\$0	\$817,890	62.82
CHARGES FOR CURRENT SERVICES	\$0	\$0	\$0	\$0	\$0	\$0	\$0	0.00
OTHER REVENUE	\$0	\$0	\$0	\$0	\$0	\$0	\$0	0.00
TOTAL REVENUES:	\$1,171,006	\$1,302,287	\$1,302,287	\$1,302,287	\$818,222	\$0	\$818,222	62.82
EXPENSES:								
5001 - SALARIED EMPLOYEES	\$560,218	\$641,538	\$641,538	\$641,538	\$370,642	\$0	\$370,642	57.77
5021 - RETIREMENT & SOCIAL	\$43,132	\$50,330	\$50,330	\$50,330	\$27,935	\$0	\$27,935	55.50
5022 - PERS RETIREMENT	\$139,207	\$95,691	\$95,691	\$95,691	\$56,004	\$0	\$56,004	58.52
5024 - RETIREMENT-UNFUNDED LIAB	\$0	\$91,555	\$91,555	\$91,555	\$91,555	\$0	\$91,555	100.00
5025 - RETIREE HEALTH BENEFITS	\$29,623	\$30,749	\$30,749	\$30,749	\$23,061	\$0	\$23,061	75.00
5031 - MEDICAL INSURANCE	\$94,686	\$140,609	\$140,609	\$140,609	\$71,477	\$0	\$71,477	50.83
5032 - DISABILITY INSURANCE	\$4,841	\$6,339	\$6,339	\$6,339	\$3,324	\$0	\$3,324	52.45
5042 - SICK LEAVE BUY OUT	\$1,132	\$1,980	\$1,980	\$1,980	\$1,979	\$0	\$1,979	99.95
5043 - OTHER BENEFITS	\$20,610	\$14,400	\$14,400	\$14,400	\$5,206	\$0	\$5,206	36.15
SALARIES & BENEFITS	\$893,454	\$1,073,191	\$1,073,191	\$1,073,191	\$651,187	\$0	\$651,187	60.67
5122 - CELL PHONES	\$3,187	\$3,000	\$3,000	\$4,000	\$2,356	\$0	\$2,356	58.91
5232 - OFFICE & OTHER EQUIP < \$5,000	\$221	\$2,000	\$6,200	\$1,200	\$944	\$0	\$944	78.73
5263 - ADVERTISING	\$1,617	\$1,400	\$1,400	\$1,400	\$0	\$0	\$0	0.00
5265 - PROFESSIONAL & SPECIAL	\$22,864	\$34,700	\$35,338	\$35,338	\$14,666	\$10,660	\$25,326	71.66
5291 - OFFICE, SPACE & SITE RENTAL	\$27,798	\$27,714	\$33,714	\$36,714	\$24,875	\$8,728	\$33,604	91.53
5311 - GENERAL OPERATING EXPENSE	\$17,143	\$24,400	\$22,000	\$24,000	\$16,394	\$0	\$16,394	68.31
5331 - TRAVEL EXPENSE	\$8,868	\$18,200	\$15,000	\$12,000	\$4,970	\$0	\$4,970	41.41
5351 - UTILITIES	\$12,546	\$16,600	\$12,000	\$14,000	\$9,364	\$0	\$9,364	66.88
SERVICES & SUPPLIES	\$94,248	\$128,014	\$128,652	\$128,652	\$73,572	\$19,389	\$92,961	72.25
5123 - TECH REFRESH EXPENSE	\$1,698	\$1,816	\$1,816	\$1,816	\$1,362	\$0	\$1,362	75.00

COUNTY OF INYO

BUD022BX - BUDGET INFORMATION

BUDGET TO ACTUAL COMPARE - THIRD QUARTER

RUNDATE: 03/31/2018 TODAY'S DATE: 05/02/2018

FOR FISCAL YEARS: 07/01/2017 - 06/30/2018

	YTD ACTUALS 06/30/2017	BOARD APPROVED 06/30/2018	WORKING BUDGET 06/30/2018	THIRD QUARTER 06/30/2018	YTD ACTUALS 06/30/2018	YTD ENC 06/30/2018	YTD ACTUALS + ENC	YTD % w/ ENC 06/30/2018
5124 = EXTERNAL CHARGES	\$19,874	\$23,000	\$23,000	\$23,000	\$11,184	\$0	\$11,184	48.62
5128 = INTERNAL SHREDDING	\$862	\$900	\$900	\$900	\$0	\$0	\$0	0.00
5129 = INTERNAL COPY CHARGES	\$1,291	\$1,046	\$1,046	\$1,046	\$1	\$0	\$1	0.11
5152 = WORKERS COMPENSATION	\$8,413	\$9,697	\$9,697	\$9,697	\$7,272	\$0	\$7,272	75.00
5155 = PUBLIC LIABILITY INSURANCE	\$6,567	\$7,113	\$7,113	\$7,113	\$5,334	\$0	\$5,334	75.00
5315 = COUNTY COST PLAN	\$90,262	\$46,910	\$46,910	\$46,910	\$35,182	\$0	\$35,182	75.00
5333 = MOTOR POOL	\$9,333	\$10,600	\$10,600	\$10,600	\$4,093	\$0	\$4,093	38.61
INTERNAL CHARGES	\$138,301	\$101,082	\$101,082	\$101,082	\$64,430	\$0	\$64,430	63.74
OTHER CHARGES	\$0	\$0	\$0	\$0	\$0	\$0	\$0	0.00
FIXED ASSETS	\$0	\$0	\$0	\$0	\$0	\$0	\$0	0.00
OTHER FINANCING USES	\$0	\$0	\$0	\$0	\$0	\$0	\$0	0.00
RESERVES	\$0	\$0	\$0	\$0	\$0	\$0	\$0	0.00
TOTAL EXPENSES:	\$1,126,004	\$1,302,287	\$1,302,925	\$1,302,925	\$789,190	\$19,389	\$808,579	62.05
NET BUDGET UNIT: 022501 CHILD SUPPORT SERVICES	\$45,001	\$0	(\$638)	(\$638)	\$29,032	(\$19,389)	\$9,642	-1,511.42

COUNTY OF INYO

BUD022BX - BUDGET INFORMATION

BUDGET TO ACTUAL COMPARE - THIRD QUARTER

RUNDATE: 03/31/2018 TODAY'S DATE: 05/02/2018

FOR FISCAL YEARS: 07/01/2017 - 06/30/2018

	YTD ACTUALS 06/30/2017	BOARD APPROVED 06/30/2018	WORKING BUDGET 06/30/2018	THIRD QUARTER 06/30/2018	YTD ACTUALS 06/30/2018	YTD ENC 06/30/2018	YTD ACTUALS + ENC	YTD % w/ ENC 06/30/2018
023401 RECORDERS MICROGRAPHIC/SYSTEM								
FUND: 0018 RECORDERS MICROGRAPHIC SYSTEM								
REVENUES:								
4301 - INTEREST FROM TREASURY	\$1,191	\$300	\$300	\$300	\$334	\$0	\$334	111.50
REV USE OF MONEY & PROPERTY	\$1,191	\$300	\$300	\$300	\$334	\$0	\$334	111.50
4701 - VITAL STATISTICS	\$14	\$0	\$0	\$0	\$0	\$0	\$0	0.00
4702 - RECORDING FEES	\$0	\$0	\$0	\$0	\$8	\$0	\$8	0.00
4703 - RECORDERS MICROGRAPHIC	\$18,032	\$13,000	\$13,000	\$13,000	\$9,666	\$0	\$9,666	74.35
4704 - RECORDERS SYSTEM UPDATE	\$15,459	\$11,000	\$11,000	\$11,000	\$9,866	\$0	\$9,866	89.69
4705 - RECORDERS TRUNCATION	\$5,017	\$3,000	\$3,000	\$3,000	\$2,112	\$0	\$2,112	70.40
4812 - NSF CHARGES	\$10	\$0	\$0	\$0	\$0	\$0	\$0	0.00
4819 - SERVICES & FEES	\$929	\$1,000	\$1,000	\$1,000	\$929	\$0	\$929	92.92
CHARGES FOR CURRENT SERVICES	\$39,461	\$28,000	\$28,000	\$28,000	\$22,581	\$0	\$22,581	80.64
4998 - OPERATING TRANSFERS IN	\$865	\$1,000	\$1,000	\$1,000	\$1,542	\$0	\$1,542	154.20
OTHER FINANCING SOURCES	\$865	\$1,000	\$1,000	\$1,000	\$1,542	\$0	\$1,542	154.20
4959 - MISCELLANEOUS REVENUE	\$15	\$0	\$0	\$0	\$0	\$0	\$0	0.00
OTHER REVENUE	\$15	\$0	\$0	\$0	\$0	\$0	\$0	0.00
TOTAL REVENUES:	\$41,534	\$29,300	\$29,300	\$29,300	\$24,458	\$0	\$24,458	83.47
EXPENSES:								
5001 - SALARIED EMPLOYEES	\$2,345	\$2,366	\$2,366	\$2,366	\$1,710	\$0	\$1,710	72.29
5021 - RETIREMENT & SOCIAL	\$174	\$181	\$181	\$181	\$124	\$0	\$124	68.88
5022 - PERS RETIREMENT	\$625	\$396	\$396	\$396	\$286	\$0	\$286	72.31
5024 - RETIREMENT-UNFUNDED LIAB	\$0	\$275	\$275	\$275	\$275	\$0	\$275	100.00
5031 - MEDICAL INSURANCE	\$541	\$569	\$569	\$569	\$411	\$0	\$411	72.40
5032 - DISABILITY INSURANCE	\$20	\$24	\$24	\$24	\$15	\$0	\$15	62.54
5042 - SICK LEAVE BUY OUT	\$44	\$0	\$0	\$0	\$0	\$0	\$0	0.00
SALARIES & BENEFITS	\$3,751	\$3,811	\$3,811	\$3,811	\$2,823	\$0	\$2,823	74.08
5171 - MAINTENANCE OF EQUIPMENT	\$889	\$1,000	\$1,000	\$1,000	\$791	\$0	\$791	79.17
5232 - OFFICE & OTHER EQUIP < \$5,000	\$44	\$500	\$875	\$875	\$875	\$0	\$875	100.01
5265 - PROFESSIONAL & SPECIAL	\$2,286	\$5,000	\$5,000	\$5,000	\$3,162	\$0	\$3,162	63.24
5311 - GENERAL OPERATING EXPENSE	\$14,257	\$21,050	\$20,675	\$20,675	\$14,572	\$0	\$14,572	70.48
5331 - TRAVEL EXPENSE	\$865	\$1,500	\$1,500	\$1,500	\$667	\$0	\$667	44.49
SERVICES & SUPPLIES	\$18,342	\$29,050	\$29,050	\$29,050	\$20,069	\$0	\$20,069	69.08
5152 - WORKERS COMPENSATION	\$35	\$40	\$40	\$40	\$29	\$0	\$29	74.92
5155 - PUBLIC LIABILITY INSURANCE	\$27	\$29	\$29	\$29	\$21	\$0	\$21	75.10

COUNTY OF INYO

BUD022BX - BUDGET INFORMATION

BUDGET TO ACTUAL COMPARE - THIRD QUARTER

RUNDATE: 03/31/2018 TODAY'S DATE: 05/02/2018

FOR FISCAL YEARS: 07/01/2017 - 06/30/2018

	YTD ACTUALS 06/30/2017	BOARD APPROVED 06/30/2018	WORKING BUDGET 06/30/2018	THIRD QUARTER 06/30/2018	YTD ACTUALS 06/30/2018	YTD ENC 06/30/2018	YTD ACTUALS + ENC	YTD % w/ ENC 06/30/2018
5315 - COUNTY COST PLAN	\$5,625	\$177	\$177	\$177	\$132	\$0	\$132	75.00
5333 - MOTOR POOL	\$212	\$1,000	\$1,000	\$1,000	\$414	\$0	\$414	41.41
INTERNAL CHARGES	\$5,899	\$1,246	\$1,246	\$1,246	\$598	\$0	\$598	48.04
5650 - EQUIPMENT	\$6,157	\$0	\$0	\$0	\$0	\$0	\$0	0.00
FIXED ASSETS	\$6,157	\$0	\$0	\$0	\$0	\$0	\$0	0.00
TOTAL EXPENSES:	\$34,150	\$34,107	\$34,107	\$34,107	\$23,491	\$0	\$23,491	68.87
NET BUDGET UNIT: 023401 RECORDERS	\$7,383	(\$4,807)	(\$4,807)	(\$4,807)	\$967	\$0	\$967	-20.12

COUNTY OF INYO

BUD022BX - BUDGET INFORMATION

BUDGET TO ACTUAL COMPARE - THIRD QUARTER

RUNDATE: 03/31/2018 TODAY'S DATE: 05/04/2018

FOR FISCAL YEARS: 07/01/2017 - 06/30/2018

	YTD ACTUALS 06/30/2017	BOARD APPROVED 06/30/2018	WORKING BUDGET 06/30/2018	THIRD QUARTER 06/30/2018	YTD ACTUALS 06/30/2018	YTD ENC 06/30/2018	YTD ACTUALS + ENC	YTD % w/ ENC 06/30/2018
024102 WATER DEPARTMENT								
FUND: 0024 WATER PROJECTS FUND								
REVENUES:								
	TAXES - PROPERTY	\$0	\$0	\$0	\$0	\$0	\$0	0.00
4301	- INTEREST FROM TREASURY	\$8,011	\$7,000	\$7,000	\$7,000	\$3,931	\$0	56.16
	REV USE OF MONEY & PROPERTY	\$8,011	\$7,000	\$7,000	\$7,000	\$3,931	\$0	56.16
4498	- STATE GRANTS	\$46,091	\$786,082	\$786,082	\$286,050	\$35,068	\$0	12.25
4563	- CONTRIBUTION FROM DWP	\$1,460,042	\$1,489,193	\$1,489,193	\$2,036,095	\$2,036,095	\$0	100.00
	AID FROM OTHER GOVT AGENCIES	\$1,506,133	\$2,275,275	\$2,275,275	\$2,322,145	\$2,071,163	\$0	89.19
4819	- SERVICES & FEES	\$0	\$0	\$0	\$7,500	\$0	\$0	0.00
4821	- INTRA COUNTY CHARGES	\$0	\$3,200	\$2,000	\$2,000	\$0	\$0	0.00
4824	- INTER GOVERNMENT CHARGE	\$0	\$0	\$0	\$1,200	\$1,200	\$0	100.00
	CHARGES FOR CURRENT SERVICES	\$0	\$3,200	\$2,000	\$10,700	\$1,200	\$0	11.21
4998	- OPERATING TRANSFERS IN	\$168,493	\$160,730	\$206,038	\$206,038	\$106,530	\$0	51.70
	OTHER FINANCING SOURCES	\$168,493	\$160,730	\$206,038	\$206,038	\$106,530	\$0	51.70
4922	- SALES OF COPIES	\$36	\$100	\$50	\$50	\$20	\$0	40.00
	OTHER REVENUE	\$36	\$100	\$50	\$50	\$20	\$0	40.00
	TOTAL REVENUES:	\$1,682,674	\$2,446,305	\$2,490,363	\$2,545,933	\$2,182,845	\$0	85.73
EXPENSES:								
5001	- SALARIED EMPLOYEES	\$668,270	\$680,427	\$680,427	\$680,427	\$494,606	\$0	72.69
5012	- PART TIME EMPLOYEES	\$27,335	\$50,166	\$50,166	\$50,166	\$17,906	\$0	35.69
5021	- RETIREMENT & SOCIAL SECUF	\$52,069	\$56,848	\$56,848	\$56,848	\$39,015	\$0	68.63
5022	- PERS RETIREMENT	\$164,885	\$101,559	\$101,559	\$101,559	\$73,737	\$0	72.60
5024	- RETIREMENT-UNFUNDED LIAF	\$0	\$73,244	\$73,244	\$73,244	\$73,244	\$0	100.00
5025	- RETIREE HEALTH BENEFITS	\$55,262	\$78,620	\$78,620	\$78,620	\$58,965	\$0	75.00
5031	- MEDICAL INSURANCE	\$98,805	\$116,129	\$116,129	\$116,129	\$74,551	\$0	64.19
5032	- DISABILITY INSURANCE	\$5,602	\$7,168	\$7,168	\$7,168	\$4,312	\$0	60.16
5042	- SICK LEAVE BUY OUT	\$3,119	\$6,222	\$6,222	\$6,222	\$3,182	\$0	51.14
5043	- OTHER BENEFITS	\$9,637	\$9,600	\$9,600	\$9,600	\$6,941	\$0	72.30
	SALARIES & BENEFITS	\$1,084,988	\$1,179,983	\$1,179,983	\$1,179,983	\$846,462	\$0	71.73
5112	- PERSONAL & SAFETY EQUIPM.	\$656	\$1,650	\$1,650	\$1,650	\$216	\$0	13.10
5122	- CELL PHONES	\$380	\$500	\$3,500	\$6,000	\$1,629	\$0	27.16
5154	- UNEMPLOYMENT INSURANCE	\$1,142	\$1,500	\$1,500	\$1,500	\$0	\$0	0.00
5173	- MAINTENANCE OF EQUIPMEN'	\$0	\$1,000	\$1,000	\$1,000	\$0	\$0	0.00

COUNTY OF INYO

**BUD022BX - BUDGET INFORMATION
BUDGET TO ACTUAL COMPARE - THIRD QUARTER**

RUNDATE: 03/31/2018 TODAY'S DATE: 05/04/2018

FOR FISCAL YEARS: 07/01/2017 - 06/30/2018

	YTD ACTUALS 06/30/2017	BOARD APPROVED 06/30/2018	WORKING BUDGET 06/30/2018	THIRD QUARTER 06/30/2018	YTD ACTUALS 06/30/2018	YTD ENC 06/30/2018	YTD ACTUALS + ENC	YTD % w/ ENC 06/30/2018
5199 - MAINT OF STRUCTURES-MATE	\$0	\$1,200	\$1,200	\$1,200	\$0	\$0	\$0	0.00
5232 - OFFICE & OTHER EQUIP < \$5,000	\$15,010	\$15,000	\$15,000	\$15,000	\$9,684	\$0	\$9,684	64.56
5263 - ADVERTISING	\$1,462	\$700	\$700	\$700	\$96	\$0	\$96	13.77
5265 - PROFESSIONAL & SPECIAL SERVICES	\$319,614	\$939,482	\$1,116,246	\$1,116,246	\$195,868	\$354,780	\$550,649	49.33
5281 - RENTS & LEASES-EQUIPMENT	\$1,014	\$1,600	\$1,600	\$1,600	\$1,459	\$0	\$1,459	91.21
5291 - OFFICE, SPACE & SITE RENTAL	\$51,426	\$53,051	\$53,051	\$53,051	\$425	\$0	\$425	0.80
5301 - SMALL TOOLS & INSTRUMENTS	\$267	\$500	\$500	\$500	\$0	\$0	\$0	0.00
5311 - GENERAL OPERATING EXPENSES	\$19,495	\$25,911	\$25,911	\$23,411	\$7,771	\$0	\$7,771	33.19
5331 - TRAVEL EXPENSE	\$6,450	\$16,100	\$13,100	\$13,100	\$983	\$0	\$983	7.50
SERVICES & SUPPLIES	\$416,921	\$1,058,194	\$1,234,958	\$1,234,958	\$218,135	\$354,780	\$572,916	46.39
5121 - INTERNAL CHARGES	\$32,551	\$34,000	\$34,000	\$34,000	\$19,071	\$0	\$19,071	56.09
5123 - TECH REFRESH EXPENSE	\$6,647	\$8,117	\$8,117	\$8,117	\$6,087	\$0	\$6,087	75.00
5128 - INTERNAL SHREDDING CHARGES	\$191	\$200	\$200	\$200	\$0	\$0	\$0	0.00
5129 - INTERNAL COPY CHARGES (NON-RENTAL)	\$2,394	\$1,912	\$1,912	\$1,912	\$1,603	\$0	\$1,603	83.84
5152 - WORKERS COMPENSATION	\$13,045	\$22,400	\$22,400	\$22,400	\$16,800	\$0	\$16,800	75.00
5155 - PUBLIC LIABILITY INSURANCE	\$7,437	\$8,437	\$8,437	\$8,437	\$6,327	\$0	\$6,327	75.00
5315 - COUNTY COST PLAN	\$84,856	\$92,589	\$92,589	\$92,589	\$69,441	\$0	\$69,441	75.00
5333 - MOTOR POOL	\$31,543	\$28,980	\$28,980	\$28,980	\$14,461	\$0	\$14,461	49.90
INTERNAL CHARGES	\$178,665	\$196,635	\$196,635	\$196,635	\$133,793	\$0	\$133,793	68.04
5539 - OTHER AGENCY CONTRIBUTIONS	\$95,000	\$80,000	\$130,308	\$130,308	\$85,000	\$0	\$85,000	65.23
OTHER CHARGES	\$95,000	\$80,000	\$130,308	\$130,308	\$85,000	\$0	\$85,000	65.23
DEBT SERVICE PRINCIPAL	\$0	\$0	\$0	\$0	\$0	\$0	\$0	0.00
FIXED ASSETS	\$0	\$0	\$0	\$0	\$0	\$0	\$0	0.00
OTHER FINANCING USES	\$0	\$0	\$0	\$0	\$0	\$0	\$0	0.00
RESERVES	\$0	\$0	\$0	\$0	\$0	\$0	\$0	0.00
TOTAL EXPENSES:	\$1,775,575	\$2,514,812	\$2,741,884	\$2,741,884	\$1,283,392	\$354,780	\$1,638,172	59.74
NET BUDGET UNIT: 024102 WATER DEPARTMENT	(\$92,900)	(\$68,507)	(\$251,521)	(\$195,951)	\$899,453	(\$354,780)	\$544,672	-277.96

COUNTY OF INYO

BUD022BX - BUDGET INFORMATION

BUDGET TO ACTUAL COMPARE - THIRD QUARTER

RUNDATE: 03/31/2018 TODAY'S DATE: 05/02/2018

FOR FISCAL YEARS: 07/01/2017 - 06/30/2018

	YTD ACTUALS 06/30/2017	BOARD APPROVED 06/30/2018	WORKING BUDGET 06/30/2018	THIRD QUARTER 06/30/2018	YTD ACTUALS 06/30/2018	YTD ENC 06/30/2018	YTD ACTUALS + ENC	YTD % w/ ENC 06/30/2018
024200 FISH & GAME								
FUND: 0008 FISH & GAME								
REVENUES:								
4213 - FISH & GAME FINES	\$6,612	\$5,000	\$5,000	\$5,000	\$3,683	\$0	\$3,683	73.67
FINES & FORFEITURES	\$6,612	\$5,000	\$5,000	\$5,000	\$3,683	\$0	\$3,683	73.67
AID FROM OTHER GOVT AGENCIES	\$0	\$0	\$0	\$0	\$0	\$0	\$0	0.00
CHARGES FOR CURRENT SERVICES	\$0	\$0	\$0	\$0	\$0	\$0	\$0	0.00
TOTAL REVENUES:	\$6,612	\$5,000	\$5,000	\$5,000	\$3,683	\$0	\$3,683	73.67
EXPENSES:								
5265 - PROFESSIONAL & SPECIAL	\$2,400	\$2,400	\$2,400	\$2,400	\$1,800	\$0	\$1,800	75.00
5311 - GENERAL OPERATING EXPENSE	\$8,767	\$3,000	\$7,500	\$7,500	\$2,500	\$0	\$2,500	33.33
5331 - TRAVEL EXPENSE	\$193	\$300	\$300	\$300	\$172	\$0	\$172	57.46
SERVICES & SUPPLIES	\$11,361	\$5,700	\$10,200	\$10,200	\$4,472	\$0	\$4,472	43.84
INTERNAL CHARGES	\$0	\$0	\$0	\$0	\$0	\$0	\$0	0.00
FIXED ASSETS	\$0	\$0	\$0	\$0	\$0	\$0	\$0	0.00
TOTAL EXPENSES:	\$11,361	\$5,700	\$10,200	\$10,200	\$4,472	\$0	\$4,472	43.84
NET BUDGET UNIT: 024200 FISH & GAME	(\$4,748)	(\$700)	(\$5,200)	(\$5,200)	(\$788)	\$0	(\$788)	15.16

COUNTY OF INYO

BUD022BX - BUDGET INFORMATION

BUDGET TO ACTUAL COMPARE - THIRD QUARTER

RUNDATE: 03/31/2018 TODAY'S DATE: 05/02/2018

FOR FISCAL YEARS: 07/01/2017 - 06/30/2018

	YTD ACTUALS 06/30/2017	BOARD APPROVED 06/30/2018	WORKING BUDGET 06/30/2018	THIRD QUARTER 06/30/2018	YTD ACTUALS 06/30/2018	YTD ENC 06/30/2018	YTD ACTUALS + ENC	YTD % w/ ENC 06/30/2018
024300 RANGE IMPROVEMENT								
FUND: 0015 RANGE IMPROVEMENT								
REVENUES:								
4531 - GRAZING FEES	\$742	\$0	\$0	\$0	\$0	\$0	\$0	0.00
AID FROM OTHER GOVT AGENCIES	\$742	\$0	\$0	\$0	\$0	\$0	\$0	0.00
TOTAL REVENUES:	\$742	\$0	\$0	\$0	\$0	\$0	\$0	0.00
EXPENSES:								
5311 - GENERAL OPERATING EXPENSE	\$0	\$6,000	\$6,000	\$6,000	\$0	\$0	\$0	0.00
SERVICES & SUPPLIES	\$0	\$6,000	\$6,000	\$6,000	\$0	\$0	\$0	0.00
TOTAL EXPENSES:	\$0	\$6,000	\$6,000	\$6,000	\$0	\$0	\$0	0.00
NET BUDGET UNIT: 024300 RANGE IMPROVEMENT	\$742	(\$6,000)	(\$6,000)	(\$6,000)	\$0	\$0	\$0	0.00

COUNTY OF INYO

BUD022BX - BUDGET INFORMATION

BUDGET TO ACTUAL COMPARE - THIRD QUARTER

RUNDATE: 03/31/2018 TODAY'S DATE: 05/02/2018

FOR FISCAL YEARS: 07/01/2017 - 06/30/2018

	YTD ACTUALS 06/30/2017	BOARD APPROVED 06/30/2018	WORKING BUDGET 06/30/2018	THIRD QUARTER 06/30/2018	YTD ACTUALS 06/30/2018	YTD ENC 06/30/2018	YTD ACTUALS + ENC	YTD % w/ ENC 06/30/2018
024400 LEASE RENTAL								
FUND: 0012 LEASE RENTAL								
REVENUES:								
4531 - GRAZING FEES	\$960	\$0	\$0	\$0	\$0	\$0	\$0	0.00
AID FROM OTHER GOVT AGENCIES	\$960	\$0	\$0	\$0	\$0	\$0	\$0	0.00
TOTAL REVENUES:	\$960	\$0	\$0	\$0	\$0	\$0	\$0	0.00
EXPENSES:								
SALARIES & BENEFITS	\$0	\$0	\$0	\$0	\$0	\$0	\$0	0.00
5311 - GENERAL OPERATING EXPENSE	\$0	\$6,000	\$6,000	\$6,000	\$0	\$0	\$0	0.00
SERVICES & SUPPLIES	\$0	\$6,000	\$6,000	\$6,000	\$0	\$0	\$0	0.00
TOTAL EXPENSES:	\$0	\$6,000	\$6,000	\$6,000	\$0	\$0	\$0	0.00
NET BUDGET UNIT: 024400 LEASE RENTAL	\$960	(\$6,000)	(\$6,000)	(\$6,000)	\$0	\$0	\$0	0.00

COUNTY OF INYO

BUD022BX - BUDGET INFORMATION

BUDGET TO ACTUAL COMPARE - THIRD QUARTER

RUNDATE: 03/31/2018 TODAY'S DATE: 05/02/2018

FOR FISCAL YEARS: 07/01/2017 - 06/30/2018

	YTD ACTUALS 06/30/2017	BOARD APPROVED 06/30/2018	WORKING BUDGET 06/30/2018	THIRD QUARTER 06/30/2018	YTD ACTUALS 06/30/2018	YTD ENC 06/30/2018	YTD ACTUALS + ENC	YTD % w/ ENC 06/30/2018
024502 SALT CEDAR PROJECT								
FUND: 0024 WATER PROJECTS FUND								
REVENUES:								
REV USE OF MONEY & PROPERTY	\$0	\$0	\$0	\$0	\$0	\$0	\$0	0.00
4563 - CONTRIBUTION FROM DWP	\$424,268	\$74,839	\$74,839	\$41,702	\$29,425	\$0	\$29,425	70.56
AID FROM OTHER GOVT AGENCIES	\$424,268	\$74,839	\$74,839	\$41,702	\$29,425	\$0	\$29,425	70.56
OTHER FINANCING SOURCES	\$0	\$0	\$0	\$0	\$0	\$0	\$0	0.00
TOTAL REVENUES:	\$424,268	\$74,839	\$74,839	\$41,702	\$29,425	\$0	\$29,425	70.56
EXPENSES:								
5001 - SALARIED EMPLOYEES	\$74,373	\$27,442	\$27,442	\$0	\$0	\$0	\$0	0.00
5012 - PART TIME EMPLOYEES	\$76,697	\$0	\$0	\$0	\$0	\$0	\$0	0.00
5021 - RETIREMENT & SOCIAL	\$11,656	\$2,099	\$2,099	\$0	\$0	\$0	\$0	0.00
5022 - PERS RETIREMENT	\$18,731	\$2,415	\$2,415	\$0	\$0	\$0	\$0	0.00
5024 - RETIREMENT-UNFUNDED LIAB	\$0	\$13,733	\$13,733	\$13,733	\$13,733	\$0	\$13,733	100.00
5031 - MEDICAL INSURANCE	\$12,966	\$3,715	\$3,715	\$0	\$0	\$0	\$0	0.00
5032 - DISABILITY INSURANCE	\$661	\$274	\$274	\$0	\$0	\$0	\$0	0.00
5043 - OTHER BENEFITS	\$3,804	\$0	\$0	\$0	\$0	\$0	\$0	0.00
SALARIES & BENEFITS	\$198,891	\$49,678	\$49,678	\$13,733	\$13,733	\$0	\$13,733	100.00
5112 - PERSONAL & SAFETY	\$1,041	\$0	\$0	\$0	\$0	\$0	\$0	0.00
5122 - CELL PHONES	\$6	\$0	\$0	\$4	\$3	\$0	\$3	88.00
5154 - UNEMPLOYMENT INSURANCE	\$16,156	\$15,000	\$15,000	\$3,000	\$1,247	\$0	\$1,247	41.56
5263 - ADVERTISING	\$179	\$0	\$0	\$0	\$0	\$0	\$0	0.00
5265 - PROFESSIONAL & SPECIAL	\$2,737	\$0	\$0	\$0	\$0	\$0	\$0	0.00
5311 - GENERAL OPERATING EXPENSE	\$18,616	\$0	\$0	\$0	\$0	\$0	\$0	0.00
SERVICES & SUPPLIES	\$38,737	\$15,000	\$15,000	\$3,004	\$1,250	\$0	\$1,250	41.62
5152 - WORKERS COMPENSATION	\$26,773	\$5,267	\$5,267	\$5,267	\$3,950	\$0	\$3,950	75.00
5155 - PUBLIC LIABILITY INSURANCE	\$2,547	\$2,407	\$2,407	\$2,407	\$1,805	\$0	\$1,805	75.00
5315 - COUNTY COST PLAN	\$19,705	\$17,291	\$17,291	\$17,291	\$12,968	\$0	\$12,968	75.00
5333 - MOTOR POOL	\$7,139	\$0	\$0	\$0	\$0	\$0	\$0	0.00
INTERNAL CHARGES	\$56,165	\$24,965	\$24,965	\$24,965	\$18,723	\$0	\$18,723	75.00
FIXED ASSETS	\$0	\$0	\$0	\$0	\$0	\$0	\$0	0.00
TOTAL EXPENSES:	\$293,793	\$89,643	\$89,643	\$41,702	\$33,707	\$0	\$33,707	80.82
NET BUDGET UNIT: 024502 SALT CEDAR PROJECT	\$130,474	(\$14,804)	(\$14,804)	\$0	(\$4,282)	\$0	(\$4,282)	0.00

COUNTY OF INYO

BUD022BX - BUDGET INFORMATION

BUDGET TO ACTUAL COMPARE - THIRD QUARTER

RUNDATE: 03/31/2018 TODAY'S DATE: 05/02/2018

FOR FISCAL YEARS: 07/01/2017 - 06/30/2018

	YTD ACTUALS 06/30/2017	BOARD APPROVED 06/30/2018	WORKING BUDGET 06/30/2018	THIRD QUARTER 06/30/2018	YTD ACTUALS 06/30/2018	YTD ENC 06/30/2018	YTD ACTUALS + ENC	YTD % w/ ENC 06/30/2018
034600 ROAD								
FUND: 0017 ROAD								
REVENUES:								
TAXES - PROPERTY	\$0	\$0	\$0	\$0	\$0	\$0	\$0	0.00
TAXES - OTHER	\$0	\$0	\$0	\$0	\$0	\$0	\$0	0.00
TAXES - SALES	\$0	\$0	\$0	\$0	\$0	\$0	\$0	0.00
4141 - ROAD PRIVILEGES & PERMITS	\$20,109	\$17,000	\$17,000	\$17,000	\$20,919	\$0	\$20,919	123.05
LICENSES & PERMITS	\$20,109	\$17,000	\$17,000	\$17,000	\$20,919	\$0	\$20,919	123.05
4301 - INTEREST FROM TREASURY	\$37,976	\$30,000	\$30,000	\$30,000	\$10,018	\$0	\$10,018	33.39
REV USE OF MONEY & PROPERTY	\$37,976	\$30,000	\$30,000	\$30,000	\$10,018	\$0	\$10,018	33.39
4471 - STATE HIGHWAY USERS TAX	\$2,350,228	\$3,719,236	\$3,719,236	\$3,719,236	\$2,151,519	\$0	\$2,151,519	57.84
4484 - REGIONAL SURFACE TRANS	\$910,904	\$818,841	\$818,841	\$818,841	\$818,841	\$0	\$818,841	100.00
4499 - STATE OTHER	\$453,409	\$437,024	\$437,024	\$437,024	\$0	\$0	\$0	0.00
4521 - FEDERAL FOREST RESERVE	\$234,328	\$230,000	\$230,000	\$230,000	\$261,664	\$0	\$261,664	113.76
4552 - FEDERAL OTHER	\$2,128,312	\$358,451	\$358,451	\$358,451	\$332,976	\$0	\$332,976	92.89
AID FROM OTHER GOVT AGENCIES	\$6,077,183	\$5,563,552	\$5,563,552	\$5,563,552	\$3,565,001	\$0	\$3,565,001	64.07
4747 - INSURANCE PAYMENTS	\$0	\$0	\$17,074	\$17,074	\$17,072	\$0	\$17,072	99.99
4815 - PROJECT REIMBURSABLES	\$187,340	\$28,096	\$28,096	\$28,096	\$61,737	\$0	\$61,737	219.73
CHARGES FOR CURRENT SERVICES	\$187,340	\$28,096	\$45,170	\$45,170	\$78,810	\$0	\$78,810	174.47
OTHER FINANCING SOURCES	\$0	\$0	\$0	\$0	\$0	\$0	\$0	0.00
4911 - SALES OF FIXED ASSETS	\$1,867	\$0	\$0	\$0	\$0	\$0	\$0	0.00
4959 - MISCELLANEOUS REVENUE	\$33,528	\$22,000	\$22,000	\$22,000	\$18,603	\$0	\$18,603	84.56
4999 - PRIOR YEARS	\$487	\$0	\$0	\$0	\$0	\$0	\$0	0.00
OTHER REVENUE	\$35,883	\$22,000	\$22,000	\$22,000	\$18,603	\$0	\$18,603	84.56
TOTAL REVENUES:	\$6,358,492	\$5,660,648	\$5,677,722	\$5,677,722	\$3,693,353	\$0	\$3,693,353	65.04
EXPENSES:								
5001 - SALARIED EMPLOYEES	\$1,604,111	\$1,802,226	\$1,802,226	\$1,802,226	\$1,262,937	\$0	\$1,262,937	70.07
5003 - OVERTIME	\$97,095	\$70,000	\$70,000	\$50,000	\$21,390	\$0	\$21,390	42.78
5004 - STANDBY TIME	\$10,435	\$15,000	\$15,000	\$15,000	\$6,430	\$0	\$6,430	42.86
5012 - PART TIME EMPLOYEES	\$45,610	\$92,540	\$92,540	\$92,540	\$866	\$0	\$866	0.93
5021 - RETIREMENT & SOCIAL	\$132,209	\$148,010	\$148,010	\$148,010	\$97,416	\$0	\$97,416	65.81
5022 - PERS RETIREMENT	\$413,245	\$268,713	\$268,713	\$268,713	\$188,127	\$0	\$188,127	70.01

COUNTY OF INYO

BUD022BX - BUDGET INFORMATION

BUDGET TO ACTUAL COMPARE - THIRD QUARTER

RUNDATE: 03/31/2018 TODAY'S DATE: 05/02/2018

FOR FISCAL YEARS: 07/01/2017 - 06/30/2018

		YTD ACTUALS 06/30/2017	BOARD APPROVED 06/30/2018	WORKING BUDGET 06/30/2018	THIRD QUARTER 06/30/2018	YTD ACTUALS 06/30/2018	YTD ENC 06/30/2018	YTD ACTUALS + ENC	YTD % w/ ENC 06/30/2018
5024	- RETIREMENT-UNFUNDED LIAB	\$0	\$296,362	\$296,362	\$296,362	\$296,362	\$0	\$296,362	100.00
5025	- RETIREE HEALTH BENEFITS	\$229,698	\$246,881	\$246,881	\$246,881	\$185,160	\$0	\$185,160	75.00
5031	- MEDICAL INSURANCE	\$338,267	\$433,096	\$433,096	\$433,096	\$282,205	\$0	\$282,205	65.15
5032	- DISABILITY INSURANCE	\$14,625	\$19,001	\$19,001	\$19,001	\$11,484	\$0	\$11,484	60.43
5042	- SICK LEAVE BUY OUT	\$11,023	\$20,263	\$20,263	\$20,263	\$10,372	\$0	\$10,372	51.19
5043	- OTHER BENEFITS	\$34,822	\$28,152	\$28,152	\$48,152	\$27,805	\$0	\$27,805	57.74
	SALARIES & BENEFITS	\$2,931,145	\$3,440,244	\$3,440,244	\$3,440,244	\$2,390,559	\$0	\$2,390,559	69.48
5112	- PERSONAL & SAFETY	\$11,743	\$10,000	\$12,956	\$18,000	\$7,646	\$4,538	\$12,184	67.69
5122	- CELL PHONES	\$2,372	\$1,395	\$2,895	\$4,360	\$2,287	\$0	\$2,287	52.45
5154	- UNEMPLOYMENT INSURANCE	\$15,743	\$2,500	\$2,500	\$2,500	\$552	\$0	\$552	22.08
5171	- MAINTENANCE OF EQUIPMENT	\$7,747	\$10,000	\$40,000	\$40,000	\$12,634	\$2,308	\$14,942	37.35
5173	- MAINTENANCE OF	\$152,082	\$125,000	\$142,192	\$180,000	\$126,124	\$26,619	\$152,743	84.85
5175	- MAINTENANCE - FUEL &	\$214,335	\$201,000	\$201,000	\$201,000	\$153,744	\$0	\$153,744	76.48
5191	- MAINTENANCE OF STRUCTURES	\$1,891	\$3,000	\$3,000	\$3,000	\$0	\$0	\$0	0.00
5199	- MAINT OF	\$3,979	\$4,000	\$4,238	\$4,238	\$1,473	\$600	\$2,073	48.92
5232	- OFFICE & OTHER EQUIP <\$5,000	\$7,029	\$3,900	\$3,900	\$6,000	\$3,146	\$666	\$3,813	63.55
5260	- HEALTH - EMPLOYEE	\$5,263	\$3,000	\$3,000	\$4,000	\$2,137	\$0	\$2,137	53.44
5263	- ADVERTISING	\$910	\$3,000	\$3,000	\$2,500	\$505	\$0	\$505	20.20
5265	- PROFESSIONAL & SPECIAL	\$2,507,515	\$637,180	\$605,534	\$458,363	\$119,676	\$129,833	\$249,510	54.43
5281	- RENTS & LEASES-EQUIPMENT	\$81,850	\$50,160	\$50,160	\$48,160	\$35,253	\$1,862	\$37,115	77.06
5291	- OFFICE, SPACE & SITE RENTAL	\$35,114	\$39,400	\$39,800	\$39,800	\$29,266	\$2,840	\$32,107	80.67
5301	- SMALL TOOLS & INSTRUMENTS	\$6,010	\$8,000	\$8,000	\$8,000	\$2,961	\$2,342	\$5,304	66.30
5309	- ROAD MATERIALS	\$38,013	\$51,000	\$231,000	\$231,000	\$0	\$53,875	\$53,875	23.32
5310	- ROAD SIGNS & PAINT	\$22,096	\$20,000	\$23,459	\$23,459	\$2,435	\$5,260	\$7,695	32.80
5311	- GENERAL OPERATING EXPENSE	\$58,139	\$71,790	\$72,223	\$140,000	\$98,627	\$16,350	\$114,977	82.12
5331	- TRAVEL EXPENSE	\$4,127	\$10,086	\$12,086	\$20,000	\$10,395	\$0	\$10,395	51.97
5351	- UTILITIES	\$49,675	\$48,400	\$48,400	\$48,400	\$35,140	\$693	\$35,833	74.03
	SERVICES & SUPPLIES	\$3,225,643	\$1,302,811	\$1,509,343	\$1,482,780	\$644,009	\$247,790	\$891,799	60.14
5123	- TECH REFRESH EXPENSE	\$8,211	\$8,890	\$8,890	\$8,890	\$6,667	\$0	\$6,667	75.00
5124	- EXTERNAL CHARGES	\$163,113	\$197,225	\$197,225	\$170,000	\$78,221	\$0	\$78,221	46.01
5128	- INTERNAL SHREDDING	\$172	\$180	\$180	\$180	\$0	\$0	\$0	0.00
5129	- INTERNAL COPY CHARGES	\$2,019	\$1,918	\$1,918	\$1,918	\$971	\$0	\$971	50.64
5152	- WORKERS COMPENSATION	\$127,874	\$123,770	\$123,770	\$123,770	\$92,827	\$0	\$92,827	75.00
5155	- PUBLIC LIABILITY INSURANCE	\$74,694	\$33,578	\$33,578	\$33,578	\$25,183	\$0	\$25,183	75.00
5315	- COUNTY COST PLAN	\$203,387	\$234,617	\$234,617	\$234,617	\$175,962	\$0	\$175,962	75.00
5333	- MOTOR POOL	\$0	\$570	\$570	\$570	\$259	\$0	\$259	45.56
	INTERNAL CHARGES	\$579,471	\$600,748	\$600,748	\$573,523	\$380,093	\$0	\$380,093	66.27
5650	- EQUIPMENT	\$20,811	\$0	\$0	\$6,500	\$0	\$0	\$0	0.00

COUNTY OF INYO

BUD022BX - BUDGET INFORMATION

BUDGET TO ACTUAL COMPARE - THIRD QUARTER

RUNDATE: 03/31/2018 TODAY'S DATE: 05/02/2018

FOR FISCAL YEARS: 07/01/2017 - 06/30/2018

	YTD ACTUALS 06/30/2017	BOARD APPROVED 06/30/2018	WORKING BUDGET 06/30/2018	THIRD QUARTER 06/30/2018	YTD ACTUALS 06/30/2018	YTD ENC 06/30/2018	YTD ACTUALS + ENC	YTD % w/ ENC 06/30/2018
5655 - VEHICLES	\$0	\$30,000	\$40,500	\$40,500	\$8,500	\$0	\$8,500	20.98
5700 - CONSTRUCTION IN PROGRESS	\$281,590	\$204,891	\$302,712	\$350,000	\$103,208	\$0	\$103,208	29.48
FIXED ASSETS	\$302,402	\$234,891	\$343,212	\$397,000	\$111,708	\$0	\$111,708	28.13
OTHER FINANCING USES	\$0	\$0	\$0	\$0	\$0	\$0	\$0	0.00
RESERVES	\$0	\$0	\$0	\$0	\$0	\$0	\$0	0.00
TOTAL EXPENSES:	\$7,038,662	\$5,578,694	\$5,893,547	\$5,893,547	\$3,526,371	\$247,790	\$3,774,161	64.03
NET BUDGET UNIT: 034600 ROAD	(\$680,169)	\$81,954	(\$215,825)	(\$215,825)	\$166,982	(\$247,790)	(\$80,807)	37.44

COUNTY OF INYO

BUD022BX - BUDGET INFORMATION

BUDGET TO ACTUAL COMPARE - THIRD QUARTER

RUNDATE: 03/31/2018 TODAY'S DATE: 05/02/2018

FOR FISCAL YEARS: 07/01/2017 - 06/30/2018

	YTD ACTUALS 06/30/2017	BOARD APPROVED 06/30/2018	WORKING BUDGET 06/30/2018	THIRD QUARTER 06/30/2018	YTD ACTUALS 06/30/2018	YTD ENC 06/30/2018	YTD ACTUALS + ENC	YTD % w/ ENC 06/30/2018
034601 ROAD PROJECTS - STATE FUNDED								
FUND: 0025 STATE FUNDED ROAD PROJECTS								
REVENUES:								
4499 - STATE OTHER	\$25,197	\$2,859,803	\$2,859,803	\$2,859,803	\$907,925	\$0	\$907,925	31.74
4552 - FEDERAL OTHER	\$877,934	\$1,112,000	\$912,001	\$912,001	\$122,498	\$0	\$122,498	13.43
4599 - OTHER AGENCIES	\$121,842	\$0	\$0	\$0	\$0	\$0	\$0	0.00
AID FROM OTHER GOVT AGENCIES	\$1,024,973	\$3,971,803	\$3,771,804	\$3,771,804	\$1,030,423	\$0	\$1,030,423	27.31
CHARGES FOR CURRENT SERVICES	\$0	\$0	\$0	\$0	\$0	\$0	\$0	0.00
OTHER FINANCING SOURCES	\$0	\$0	\$0	\$0	\$0	\$0	\$0	0.00
OTHER REVENUE	\$0	\$0	\$0	\$0	\$0	\$0	\$0	0.00
TOTAL REVENUES:	\$1,024,973	\$3,971,803	\$3,771,804	\$3,771,804	\$1,030,423	\$0	\$1,030,423	27.31
EXPENSES:								
SALARIES & BENEFITS	\$0	\$0	\$0	\$0	\$0	\$0	\$0	0.00
SERVICES & SUPPLIES	\$0	\$0	\$0	\$0	\$0	\$0	\$0	0.00
INTERNAL CHARGES	\$0	\$0	\$0	\$0	\$0	\$0	\$0	0.00
5711 - ROAD PROJECT #11 SABRINA	\$23,834	\$15,000	\$25,725	\$25,725	\$9,331	\$0	\$9,331	36.27
5734 - OAK CREEK	\$23,524	\$5,000	\$33,829	\$33,829	\$6,079	\$24,165	\$30,245	89.40
5735 - CARROLL CREEK	\$79,324	\$270,000	\$275,706	\$275,706	\$57,669	\$0	\$57,669	20.91
5736 - WALKER CREEK	\$69,277	\$245,000	\$254,078	\$254,078	\$24,446	\$0	\$24,446	9.62
5738 - ED POWERS BICYCLE LANE	\$585,887	\$0	\$480	\$509	\$509	\$0	\$509	100.05
5740 - W. BISHOP RESURFACING	\$16,559	\$2,859,803	\$2,859,803	\$2,859,774	\$1,023,577	\$1,560,996	\$2,584,573	90.37
5742 - TRONA WILDROSE	\$0	\$15,000	\$0	\$0	\$0	\$0	\$0	0.00
5743 - STRIPING & RUMBLE STRIP-HSIP	\$5,624	\$562,000	\$322,183	\$322,183	\$6,065	\$0	\$6,065	1.88
FIXED ASSETS	\$804,033	\$3,971,803	\$3,771,804	\$3,771,804	\$1,127,678	\$1,585,162	\$2,712,840	71.92
OTHER FINANCING USES	\$0	\$0	\$0	\$0	\$0	\$0	\$0	0.00
RESERVES	\$0	\$0	\$0	\$0	\$0	\$0	\$0	0.00
TOTAL EXPENSES:	\$804,033	\$3,971,803	\$3,771,804	\$3,771,804	\$1,127,678	\$1,585,162	\$2,712,840	71.92
NET BUDGET UNIT: 034601 ROAD PROJECTS - STATE FUNDED	\$220,939	\$0	\$0	\$0	(\$97,254)	(\$1,585,162)	(\$1,682,416)	0.00

COUNTY OF INYO

BUD022BX - BUDGET INFORMATION

BUDGET TO ACTUAL COMPARE - THIRD QUARTER

RUNDATE: 03/31/2018 TODAY'S DATE: 05/02/2018

FOR FISCAL YEARS: 07/01/2017 - 06/30/2018

	YTD ACTUALS 06/30/2017	BOARD APPROVED 06/30/2018	WORKING BUDGET 06/30/2018	THIRD QUARTER 06/30/2018	YTD ACTUALS 06/30/2018	YTD ENC 06/30/2018	YTD ACTUALS + ENC	YTD % w/ ENC 06/30/2018
045312 DRINKING DRIVER PROGRAM								
FUND: 0023 SUBSTANCE USE DISORDERS								
REVENUES:								
TAXES - PROPERTY	\$0	\$0	\$0	\$0	\$0	\$0	\$0	0.00
4460 - REALIGNMENT - 2011	\$0	\$20,000	\$20,000	\$20,000	\$0	\$0	\$0	0.00
AID FROM OTHER GOVT AGENCIES	\$0	\$20,000	\$20,000	\$20,000	\$0	\$0	\$0	0.00
4743 - D.U.I. TRUST	\$89,787	\$112,958	\$112,958	\$112,958	\$43,500	\$0	\$43,500	38.51
CHARGES FOR CURRENT SERVICES	\$89,787	\$112,958	\$112,958	\$112,958	\$43,500	\$0	\$43,500	38.51
4998 - OPERATING TRANSFERS IN	\$14,481	\$0	\$0	\$0	\$0	\$0	\$0	0.00
OTHER FINANCING SOURCES	\$14,481	\$0	\$0	\$0	\$0	\$0	\$0	0.00
TOTAL REVENUES:	\$104,269	\$132,958	\$132,958	\$132,958	\$43,500	\$0	\$43,500	32.71
EXPENSES:								
5001 - SALARIED EMPLOYEES	\$42,686	\$45,647	\$45,647	\$45,647	\$23,342	\$0	\$23,342	51.13
5003 - OVERTIME	\$177	\$0	\$0	\$0	\$113	\$0	\$113	0.00
5004 - STANDBY TIME	\$22	\$0	\$0	\$0	\$16	\$0	\$16	0.00
5005 - HOLIDAY OVERTIME	\$50	\$0	\$0	\$0	\$0	\$0	\$0	0.00
5012 - PART TIME EMPLOYEES	\$24,804	\$26,046	\$26,046	\$26,046	\$19,221	\$0	\$19,221	73.79
5021 - RETIREMENT & SOCIAL	\$4,969	\$5,530	\$5,530	\$5,530	\$2,915	\$0	\$2,915	52.72
5022 - PERS RETIREMENT	\$9,859	\$5,695	\$5,695	\$5,695	\$2,742	\$0	\$2,742	48.14
5024 - RETIREMENT-UNFUNDED LIAB	\$0	\$10,071	\$10,071	\$10,071	\$10,071	\$0	\$10,071	100.00
5031 - MEDICAL INSURANCE	\$10,254	\$15,703	\$15,703	\$15,603	\$8,955	\$0	\$8,955	57.39
5032 - DISABILITY INSURANCE	\$554	\$718	\$718	\$718	\$350	\$0	\$350	48.81
5042 - SICK LEAVE BUY OUT	\$110	\$115	\$115	\$115	\$0	\$0	\$0	0.00
5043 - OTHER BENEFITS	\$2,383	\$480	\$480	\$580	\$393	\$0	\$393	67.84
SALARIES & BENEFITS	\$95,874	\$110,005	\$110,005	\$110,005	\$68,121	\$0	\$68,121	61.92
5265 - PROFESSIONAL & SPECIAL	\$19	\$25	\$25	\$25	\$4	\$0	\$4	17.24
5291 - OFFICE, SPACE & SITE RENTAL	\$2,236	\$2,659	\$2,659	\$2,659	\$1,538	\$0	\$1,538	57.85
5311 - GENERAL OPERATING EXPENSE	\$1,524	\$1,600	\$1,600	\$1,600	\$450	\$0	\$450	28.17
5351 - UTILITIES	\$1,325	\$2,000	\$2,000	\$2,000	\$979	\$0	\$979	48.95
SERVICES & SUPPLIES	\$5,104	\$6,284	\$6,284	\$6,284	\$2,972	\$0	\$2,972	47.30
5121 - INTERNAL CHARGES	\$1,462	\$1,200	\$1,200	\$1,200	\$318	\$0	\$318	26.53
5129 - INTERNAL COPY CHARGES	\$201	\$173	\$173	\$173	\$77	\$0	\$77	44.89
5152 - WORKERS COMPENSATION	\$2,277	\$3,771	\$3,771	\$3,771	\$2,828	\$0	\$2,828	75.00
5155 - PUBLIC LIABILITY INSURANCE	\$519	\$890	\$890	\$890	\$667	\$0	\$667	75.00
5315 - COUNTY COST PLAN	(\$15,346)	\$10,635	\$10,635	\$10,635	\$7,976	\$0	\$7,976	75.00

COUNTY OF INYO

BUD022BX - BUDGET INFORMATION

BUDGET TO ACTUAL COMPARE - THIRD QUARTER

RUNDATE: 03/31/2018 TODAY'S DATE: 05/02/2018

FOR FISCAL YEARS: 07/01/2017 - 06/30/2018

	YTD ACTUALS 06/30/2017	BOARD APPROVED 06/30/2018	WORKING BUDGET 06/30/2018	THIRD QUARTER 06/30/2018	YTD ACTUALS 06/30/2018	YTD ENC 06/30/2018	YTD ACTUALS + ENC	YTD % w/ ENC 06/30/2018
INTERNAL CHARGES	(\$10,884)	\$16,669	\$16,669	\$16,669	\$11,868	\$0	\$11,868	71.19
FIXED ASSETS	\$0	\$0	\$0	\$0	\$0	\$0	\$0	0.00
OTHER FINANCING USES	\$0	\$0	\$0	\$0	\$0	\$0	\$0	0.00
TOTAL EXPENSES:	\$90,094	\$132,958	\$132,958	\$132,958	\$82,962	\$0	\$82,962	62.39
NET BUDGET UNIT: 045312 DRINKING DRIVER PROGRAM	\$14,174	\$0	\$0	\$0	(\$39,461)	\$0	(\$39,461)	0.00

COUNTY OF INYO

BUD022BX - BUDGET INFORMATION

BUDGET TO ACTUAL COMPARE - THIRD QUARTER

RUNDATE: 03/31/2018 TODAY'S DATE: 05/02/2018

FOR FISCAL YEARS: 07/01/2017 - 06/30/2018

	YTD ACTUALS 06/30/2017	BOARD APPROVED 06/30/2018	WORKING BUDGET 06/30/2018	THIRD QUARTER 06/30/2018	YTD ACTUALS 06/30/2018	YTD ENC 06/30/2018	YTD ACTUALS + ENC	YTD % w/ ENC 06/30/2018
045315 SUBSTANCE USE DISORDERS								
FUND: 0023 SUBSTANCE USE DISORDERS								
REVENUES:								
TAXES - PROPERTY	\$0	\$0	\$0	\$0	\$0	\$0	\$0	0.00
FINES & FORFEITURES	\$0	\$0	\$0	\$0	\$0	\$0	\$0	0.00
4301 - INTEREST FROM TREASURY	\$306	\$300	\$352	\$352	\$352	\$0	\$352	100.01
REV USE OF MONEY & PROPERTY	\$306	\$300	\$352	\$352	\$352	\$0	\$352	100.01
4460 - REALIGNMENT - 2011	\$124,265	\$234,231	\$259,231	\$259,231	\$117,116	\$0	\$117,116	45.17
4552 - FEDERAL OTHER	\$356,954	\$441,020	\$441,020	\$441,020	\$114,917	\$0	\$114,917	26.05
AID FROM OTHER GOVT AGENCIES	\$481,219	\$675,251	\$700,251	\$700,251	\$232,033	\$0	\$232,033	33.13
4742 - PATIENT PAYMENTS	\$29,999	\$21,000	\$21,000	\$21,000	\$19,357	\$0	\$19,357	92.17
CHARGES FOR CURRENT SERVICES	\$29,999	\$21,000	\$21,000	\$21,000	\$19,357	\$0	\$19,357	92.17
4998 - OPERATING TRANSFERS IN	\$704	\$0	\$0	\$0	\$0	\$0	\$0	0.00
OTHER FINANCING SOURCES	\$704	\$0	\$0	\$0	\$0	\$0	\$0	0.00
4999 - PRIOR YEARS	\$5,051	\$0	\$0	\$0	\$0	\$0	\$0	0.00
OTHER REVENUE	\$5,051	\$0	\$0	\$0	\$0	\$0	\$0	0.00
TOTAL REVENUES:	\$517,281	\$696,551	\$721,603	\$721,603	\$251,742	\$0	\$251,742	34.88
EXPENSES:								
5001 - SALARIED EMPLOYEES	\$242,045	\$323,604	\$299,177	\$299,177	\$172,056	\$0	\$172,056	57.50
5003 - OVERTIME	\$27	\$0	\$0	\$0	\$0	\$0	\$0	0.00
5005 - HOLIDAY OVERTIME	\$20	\$0	\$0	\$0	\$0	\$0	\$0	0.00
5012 - PART TIME EMPLOYEES	\$14,464	\$30,166	\$30,166	\$30,166	\$21,812	\$0	\$21,812	72.30
5021 - RETIREMENT & SOCIAL	\$19,281	\$27,469	\$27,469	\$27,469	\$15,219	\$0	\$15,219	55.40
5022 - PERS RETIREMENT	\$55,431	\$41,966	\$41,966	\$41,966	\$22,588	\$0	\$22,588	53.82
5024 - RETIREMENT-UNFUNDED LIAB	\$0	\$44,862	\$44,862	\$44,862	\$44,862	\$0	\$44,862	100.00
5025 - RETIREE HEALTH BENEFITS	\$13,258	\$21,925	\$21,925	\$21,925	\$16,443	\$0	\$16,443	75.00
5031 - MEDICAL INSURANCE	\$29,862	\$56,632	\$55,491	\$51,199	\$22,987	\$0	\$22,987	44.89
5032 - DISABILITY INSURANCE	\$2,207	\$3,553	\$3,553	\$3,553	\$1,801	\$0	\$1,801	50.71
5042 - SICK LEAVE BUY OUT	\$2,704	\$2,185	\$2,185	\$2,185	\$1,617	\$0	\$1,617	74.04
5043 - OTHER BENEFITS	\$3,023	\$3,120	\$4,261	\$8,553	\$6,414	\$0	\$6,414	75.00
SALARIES & BENEFITS	\$382,329	\$555,482	\$531,055	\$531,055	\$325,803	\$0	\$325,803	61.35
5131 - FOOD & HOUSEHOLD SUPPLIES	\$62	\$0	\$0	\$0	\$0	\$0	\$0	0.00
5232 - OFFICE & OTHER EQUIP < \$5,000	\$6,064	\$0	\$778	\$778	\$778	\$0	\$778	100.05

COUNTY OF INYO

BUD022BX - BUDGET INFORMATION

BUDGET TO ACTUAL COMPARE - THIRD QUARTER

RUNDATE: 03/31/2018 TODAY'S DATE: 05/02/2018

FOR FISCAL YEARS: 07/01/2017 - 06/30/2018

		YTD ACTUALS 06/30/2017	BOARD APPROVED 06/30/2018	WORKING BUDGET 06/30/2018	THIRD QUARTER 06/30/2018	YTD ACTUALS 06/30/2018	YTD ENC 06/30/2018	YTD ACTUALS + ENC	YTD % w/ ENC 06/30/2018
5260	- HEALTH - EMPLOYEE	\$1,400	\$300	\$1,800	\$1,800	\$1,138	\$0	\$1,138	63.22
5263	- ADVERTISING	\$4,778	\$5,000	\$5,000	\$5,000	\$1,392	\$0	\$1,392	27.85
5265	- PROFESSIONAL & SPECIAL	\$545	\$25,442	\$40,442	\$40,442	\$472	\$0	\$472	1.16
5291	- OFFICE, SPACE & SITE RENTAL	\$11,613	\$9,464	\$9,464	\$9,464	\$7,141	\$0	\$7,141	75.45
5311	- GENERAL OPERATING EXPENSE	\$12,370	\$20,800	\$23,000	\$23,000	\$14,206	\$4,750	\$18,956	82.41
5331	- TRAVEL EXPENSE	\$1,844	\$6,561	\$7,000	\$7,000	\$5,940	\$0	\$5,940	84.85
5351	- UTILITIES	\$5,906	\$6,100	\$5,122	\$5,122	\$3,680	\$0	\$3,680	71.85
5499	- PRIOR YEAR REFUNDS	\$6,470	\$0	\$0	\$0	\$0	\$0	\$0	0.00
	SERVICES & SUPPLIES	\$51,057	\$73,667	\$92,606	\$92,606	\$34,749	\$4,750	\$39,499	42.65
5121	- INTERNAL CHARGES	\$7,643	\$6,500	\$4,844	\$4,844	\$2,412	\$0	\$2,412	49.80
5123	- TECH REFRESH EXPENSE	\$2,955	\$3,339	\$3,339	\$3,339	\$2,504	\$0	\$2,504	75.00
5124	- EXTERNAL CHARGES	\$31,897	\$6,760	\$40,000	\$40,000	\$6,325	\$0	\$6,325	15.81
5129	- INTERNAL COPY CHARGES	\$2,225	\$1,450	\$1,450	\$1,450	\$1,064	\$0	\$1,064	73.42
5152	- WORKERS COMPENSATION	\$3,399	\$4,217	\$4,217	\$4,217	\$3,162	\$0	\$3,162	75.00
5155	- PUBLIC LIABILITY INSURANCE	\$2,653	\$3,093	\$3,093	\$3,093	\$2,319	\$0	\$2,319	75.00
5315	- COUNTY COST PLAN	\$18,543	\$36,844	\$36,844	\$36,844	\$27,632	\$0	\$27,632	75.00
5333	- MOTOR POOL	\$5,297	\$5,044	\$4,000	\$4,000	\$2,654	\$0	\$2,654	66.37
	INTERNAL CHARGES	\$74,614	\$67,247	\$97,787	\$97,787	\$48,077	\$0	\$48,077	49.16
	OTHER CHARGES	\$0	\$0	\$0	\$0	\$0	\$0	\$0	0.00
	FIXED ASSETS	\$0	\$0	\$0	\$0	\$0	\$0	\$0	0.00
5801	- OPERATING TRANSFERS OUT	\$0	\$155	\$155	\$155	\$155	\$0	\$155	100.00
	OTHER FINANCING USES	\$0	\$155	\$155	\$155	\$155	\$0	\$155	100.00
	RESERVES	\$0	\$0	\$0	\$0	\$0	\$0	\$0	0.00
	TOTAL EXPENSES:	\$508,001	\$696,551	\$721,603	\$721,603	\$408,785	\$4,750	\$413,535	57.30
NET BUDGET UNIT:	045315 SUBSTANCE USE DISORDERS	\$9,280	\$0	\$0	\$0	(\$157,042)	(\$4,750)	(\$161,792)	0.00

COUNTY OF INYO

BUD022BX - BUDGET INFORMATION

BUDGET TO ACTUAL COMPARE - THIRD QUARTER

RUNDATE: 03/31/2018 TODAY'S DATE: 05/02/2018

FOR FISCAL YEARS: 07/01/2017 - 06/30/2018

	YTD ACTUALS 06/30/2017	BOARD APPROVED 06/30/2018	WORKING BUDGET 06/30/2018	THIRD QUARTER 06/30/2018	YTD ACTUALS 06/30/2018	YTD ENC 06/30/2018	YTD ACTUALS + ENC	YTD % w/ ENC 06/30/2018
045700 RECYCLING & WASTE MGMT								
FUND: 0020 RECYCLING & WASTE MGMT								
REVENUES:								
TAXES - PROPERTY	\$0	\$0	\$0	\$0	\$0	\$0	\$0	0.00
4085 - TRANSACTION & USE TAX	\$1,493,294	\$1,350,000	\$1,350,000	\$1,350,000	\$759,557	\$0	\$759,557	56.26
TAXES - SALES	\$1,493,294	\$1,350,000	\$1,350,000	\$1,350,000	\$759,557	\$0	\$759,557	56.26
4185 - COMMERCIAL TRASH COLLECT	\$348,189	\$400,000	\$400,000	\$400,000	\$220,234	\$0	\$220,234	55.05
LICENSES & PERMITS	\$348,189	\$400,000	\$400,000	\$400,000	\$220,234	\$0	\$220,234	55.05
4301 - INTEREST FROM TREASURY	\$9,776	\$7,500	\$7,500	\$7,500	\$2,360	\$0	\$2,360	31.47
4311 - RENTS	\$4,381	\$4,380	\$4,380	\$4,380	\$2,755	\$0	\$2,755	62.89
REV USE OF MONEY & PROPERTY	\$14,157	\$11,880	\$11,880	\$11,880	\$5,115	\$0	\$5,115	43.06
4499 - STATE OTHER	\$17,758	\$15,000	\$15,000	\$15,000	\$0	\$0	\$0	0.00
AID FROM OTHER GOVT AGENCIES	\$17,758	\$15,000	\$15,000	\$15,000	\$0	\$0	\$0	0.00
4728 - SOLID WASTE FEES	\$684,269	\$1,000,000	\$1,000,000	\$1,000,000	\$779,045	\$0	\$779,045	77.90
4735 - SW FEES - BISHOP - SUNLAND	\$121,406	\$110,000	\$110,000	\$110,000	\$122,261	\$0	\$122,261	111.14
4736 - SW FEES - BIG PINE TRANSFER	\$10,387	\$10,000	\$10,000	\$10,000	\$6,844	\$0	\$6,844	68.44
4737 - SW FEES - INDEPENDENCE	\$12,024	\$12,000	\$12,000	\$12,000	\$10,724	\$0	\$10,724	89.36
4738 - SW FEES - LONE PINE	\$23,271	\$27,000	\$27,000	\$27,000	\$22,414	\$0	\$22,414	83.01
4751 - SEPTAGE POND FEES	\$44,275	\$30,000	\$30,000	\$30,000	\$28,599	\$0	\$28,599	95.33
4819 - SERVICES & FEES	\$15,991	\$13,000	\$13,000	\$13,000	\$10,214	\$0	\$10,214	78.57
4828 - INTERNAL SHREDDING	\$12,873	\$13,450	\$13,450	\$13,450	\$1,856	\$0	\$1,856	13.80
CHARGES FOR CURRENT SERVICES	\$924,496	\$1,215,450	\$1,215,450	\$1,215,450	\$981,958	\$0	\$981,958	80.78
4998 - OPERATING TRANSFERS IN	\$200,000	\$200,000	\$200,000	\$200,000	\$200,000	\$0	\$200,000	100.00
OTHER FINANCING SOURCES	\$200,000	\$200,000	\$200,000	\$200,000	\$200,000	\$0	\$200,000	100.00
4999 - PRIOR YEARS	\$742	\$0	\$0	\$0	\$1,517	\$0	\$1,517	0.00
OTHER REVENUE	\$742	\$0	\$0	\$0	\$1,517	\$0	\$1,517	0.00
TOTAL REVENUES:	\$2,998,637	\$3,192,330	\$3,192,330	\$3,192,330	\$2,168,383	\$0	\$2,168,383	67.92
EXPENSES:								
5001 - SALARIED EMPLOYEES	\$545,792	\$595,432	\$579,732	\$579,732	\$405,618	\$0	\$405,618	69.96
5003 - OVERTIME	\$10,781	\$9,544	\$9,544	\$16,750	\$7,672	\$0	\$7,672	45.80
5005 - HOLIDAY OVERTIME	\$2,511	\$3,123	\$3,123	\$3,123	\$2,012	\$0	\$2,012	64.42
5021 - RETIREMENT & SOCIAL	\$43,373	\$48,178	\$48,178	\$48,178	\$32,242	\$0	\$32,242	66.92
5022 - PERS RETIREMENT	\$131,950	\$76,243	\$76,243	\$76,243	\$55,693	\$0	\$55,693	73.04

COUNTY OF INYO

BUD022BX - BUDGET INFORMATION

BUDGET TO ACTUAL COMPARE - THIRD QUARTER

RUNDATE: 03/31/2018 TODAY'S DATE: 05/02/2018

FOR FISCAL YEARS: 07/01/2017 - 06/30/2018

	YTD ACTUALS 06/30/2017	BOARD APPROVED 06/30/2018	WORKING BUDGET 06/30/2018	THIRD QUARTER 06/30/2018	YTD ACTUALS 06/30/2018	YTD ENC 06/30/2018	YTD ACTUALS + ENC	YTD % w/ ENC 06/30/2018
5024 - RETIREMENT-UNFUNDED LIAB	\$0	\$109,408	\$109,408	\$109,408	\$109,408	\$0	\$109,408	100.00
5025 - RETIREE HEALTH BENEFITS	\$85,673	\$95,472	\$95,472	\$95,472	\$71,604	\$0	\$71,604	75.00
5031 - MEDICAL INSURANCE	\$101,780	\$121,937	\$121,937	\$121,937	\$80,790	\$0	\$80,790	66.25
5032 - DISABILITY INSURANCE	\$4,900	\$6,074	\$6,074	\$6,074	\$3,757	\$0	\$3,757	61.85
5042 - SICK LEAVE BUY OUT	\$3,287	\$7,282	\$7,282	\$7,282	\$1,752	\$0	\$1,752	24.07
5043 - OTHER BENEFITS	\$23,900	\$14,400	\$30,100	\$30,100	\$18,733	\$0	\$18,733	62.23
SALARIES & BENEFITS	\$953,951	\$1,087,093	\$1,087,093	\$1,094,299	\$789,285	\$0	\$789,285	72.12
5112 - PERSONAL & SAFETY	\$1,940	\$1,800	\$2,400	\$3,500	\$2,325	\$0	\$2,325	66.43
5122 - CELL PHONES	\$518	\$468	\$543	\$543	\$374	\$0	\$374	68.89
5154 - UNEMPLOYMENT INSURANCE	\$1,761	\$0	\$0	\$0	\$0	\$0	\$0	0.00
5158 - INSURANCE PREMIUM	\$33,491	\$34,000	\$34,000	\$34,000	\$32,580	\$0	\$32,580	95.82
5171 - MAINTENANCE OF EQUIPMENT	\$6,115	\$10,500	\$11,951	\$11,951	\$4,161	\$4,171	\$8,332	69.72
5173 - MAINTENANCE OF	\$93,098	\$70,000	\$85,471	\$85,471	\$50,854	\$13,969	\$64,823	75.84
5175 - MAINTENANCE - FUEL &	\$82,026	\$77,000	\$77,000	\$120,000	\$71,345	\$0	\$71,345	59.45
5177 - MAINTENANCE OF COMPUTER	\$0	\$25,000	\$25,000	\$25,000	\$10,100	\$14,100	\$24,200	96.80
5199 - MAINT OF	\$175	\$300	\$300	\$300	\$0	\$0	\$0	0.00
5232 - OFFICE & OTHER EQUIP < \$5,000	\$5,962	\$17,500	\$15,425	\$15,425	\$795	\$0	\$795	5.15
5260 - HEALTH - EMPLOYEE	\$1,047	\$600	\$600	\$600	\$162	\$0	\$162	27.00
5263 - ADVERTISING	\$2,373	\$2,500	\$2,500	\$2,500	\$1,944	\$0	\$1,944	77.76
5265 - PROFESSIONAL & SPECIAL	\$646,286	\$783,853	\$984,024	\$984,024	\$414,645	\$231,447	\$646,092	65.65
5281 - RENTS & LEASES-EQUIPMENT	\$1,599	\$950	\$950	\$950	\$300	\$0	\$300	31.57
5291 - OFFICE, SPACE & SITE RENTAL	\$6,910	\$7,000	\$8,956	\$8,956	\$8,955	\$0	\$8,955	100.00
5301 - SMALL TOOLS & INSTRUMENTS	\$2,211	\$3,750	\$3,750	\$3,750	\$641	\$0	\$641	17.09
5311 - GENERAL OPERATING EXPENSE	\$154,469	\$164,600	\$164,600	\$164,600	\$119,569	\$0	\$119,569	72.64
5322 - NON OPERATING	\$112,723	\$130,000	\$130,000	\$130,000	\$0	\$0	\$0	0.00
5331 - TRAVEL EXPENSE	\$0	\$3,500	\$5,500	\$8,202	\$5,184	\$0	\$5,184	63.20
5351 - UTILITIES	\$9,731	\$15,280	\$15,280	\$15,280	\$8,013	\$0	\$8,013	52.44
SERVICES & SUPPLIES	\$1,162,441	\$1,348,601	\$1,568,250	\$1,615,052	\$731,950	\$263,688	\$995,638	61.64
5123 - TECH REFRESH EXPENSE	\$1,182	\$668	\$668	\$668	\$501	\$0	\$501	75.00
5124 - EXTERNAL CHARGES	\$24,429	\$25,209	\$25,209	\$25,209	\$18,152	\$0	\$18,152	72.00
5128 - INTERNAL SHREDDING	\$126	\$130	\$130	\$130	\$0	\$0	\$0	0.00
5129 - INTERNAL COPY CHARGES	\$1,471	\$1,086	\$1,086	\$1,086	\$451	\$0	\$451	41.55
5152 - WORKERS COMPENSATION	\$24,169	\$33,379	\$33,379	\$33,379	\$25,034	\$0	\$25,034	75.00
5155 - PUBLIC LIABILITY INSURANCE	\$73,006	\$79,414	\$79,414	\$79,414	\$59,560	\$0	\$59,560	75.00
5315 - COUNTY COST PLAN	\$123,944	\$98,579	\$98,579	\$98,579	\$73,934	\$0	\$73,934	75.00
5333 - MOTOR POOL	\$12,618	\$15,600	\$15,600	\$15,600	\$3,942	\$0	\$3,942	25.27
INTERNAL CHARGES	\$260,948	\$254,065	\$254,065	\$254,065	\$181,575	\$0	\$181,575	71.46

COUNTY OF INYO

BUD022BX - BUDGET INFORMATION

BUDGET TO ACTUAL COMPARE - THIRD QUARTER

RUNDATE: 03/31/2018 TODAY'S DATE: 05/02/2018

FOR FISCAL YEARS: 07/01/2017 - 06/30/2018

	YTD ACTUALS 06/30/2017	BOARD APPROVED 06/30/2018	WORKING BUDGET 06/30/2018	THIRD QUARTER 06/30/2018	YTD ACTUALS 06/30/2018	YTD ENC 06/30/2018	YTD ACTUALS + ENC	YTD % w/ ENC 06/30/2018
OTHER CHARGES	\$0	\$0	\$0	\$0	\$0	\$0	\$0	0.00
5561 - PRINCIPAL ON NOTES PAYABLE	\$129,675	\$125,208	\$125,208	\$125,208	\$0	\$0	\$0	0.00
DEBT SERVICE PRINCIPAL	\$129,675	\$125,208	\$125,208	\$125,208	\$0	\$0	\$0	0.00
5553 - INTEREST ON NOTES	\$19,912	\$21,365	\$21,365	\$21,365	\$0	\$0	\$0	0.00
DEBT SERVICE INTEREST	\$19,912	\$21,365	\$21,365	\$21,365	\$0	\$0	\$0	0.00
5600 - LAND	\$0	\$522,000	\$522,000	\$522,000	\$0	\$0	\$0	0.00
5620 - INFRASTRUCTURE	\$0	\$80,000	\$80,000	\$80,000	\$0	\$0	\$0	0.00
5650 - EQUIPMENT	\$0	\$476,000	\$476,000	\$421,992	\$262,378	\$159,613	\$421,991	100.00
FIXED ASSETS	\$0	\$1,078,000	\$1,078,000	\$1,023,992	\$262,378	\$159,613	\$421,991	41.21
DEPRECIATION	\$0	\$0	\$0	\$0	\$0	\$0	\$0	0.00
OTHER FINANCING USES	\$0	\$0	\$0	\$0	\$0	\$0	\$0	0.00
RESERVES	\$0	\$0	\$0	\$0	\$0	\$0	\$0	0.00
TOTAL EXPENSES:	\$2,526,928	\$3,914,332	\$4,133,981	\$4,133,981	\$1,965,190	\$423,301	\$2,388,492	57.77
NET BUDGET UNIT: 045700 RECYCLING & WASTE MGMT	\$471,708	(\$722,002)	(\$941,651)	(\$941,651)	\$203,193	(\$423,301)	(\$220,108)	23.37

COUNTY OF INYO

BUD022BX - BUDGET INFORMATION

BUDGET TO ACTUAL COMPARE - THIRD QUARTER

RUNDATE: 03/31/2018 TODAY'S DATE: 05/02/2018

FOR FISCAL YEARS: 07/01/2017 - 06/30/2018

	YTD ACTUALS 06/30/2017	BOARD APPROVED 06/30/2018	WORKING BUDGET 06/30/2018	THIRD QUARTER 06/30/2018	YTD ACTUALS 06/30/2018	YTD ENC 06/30/2018	YTD ACTUALS + ENC	YTD % w/ ENC 06/30/2018
055801 FIRST PROGRAM								
FUND: 0009 FIRST PROGRAM								
REVENUES:								
4460 - REALIGNMENT - 2011	\$32,845	\$30,419	\$30,419	\$30,419	\$23,579	\$0	\$23,579	77.51
4498 - STATE GRANTS	\$119,805	\$402,523	\$408,616	\$408,616	\$28,001	\$0	\$28,001	6.85
4501 - FEDERAL PUBLIC ASSISTANCE	\$0	\$10,815	\$15,034	\$15,034	\$0	\$0	\$0	0.00
4552 - FEDERAL OTHER	\$1,922	\$6,760	\$40,000	\$40,000	\$0	\$0	\$0	0.00
4599 - OTHER AGENCIES	\$86,947	\$67,597	\$67,597	\$67,597	\$22,999	\$0	\$22,999	34.02
AID FROM OTHER GOVT AGENCIES	\$241,520	\$518,114	\$561,666	\$561,666	\$74,580	\$0	\$74,580	13.27
4824 - INTER GOVERNMENT CHARGES	\$31,897	\$0	\$91,973	\$91,973	\$6,325	\$0	\$6,325	6.87
CHARGES FOR CURRENT SERVICES	\$31,897	\$0	\$91,973	\$91,973	\$6,325	\$0	\$6,325	6.87
4998 - OPERATING TRANSFERS IN	\$115,629	\$160,176	\$24,651	\$24,651	\$12,252	\$0	\$12,252	49.70
OTHER FINANCING SOURCES	\$115,629	\$160,176	\$24,651	\$24,651	\$12,252	\$0	\$12,252	49.70
TOTAL REVENUES:	\$389,047	\$678,290	\$678,290	\$678,290	\$93,158	\$0	\$93,158	13.73
EXPENSES:								
5001 - SALARIED EMPLOYEES	\$206,344	\$366,132	\$366,132	\$366,057	\$178,628	\$0	\$178,628	48.79
5003 - OVERTIME	\$293	\$1,000	\$1,000	\$1,000	\$126	\$0	\$126	12.68
5004 - STANDBY TIME	\$11,927	\$21,125	\$21,125	\$21,125	\$13,173	\$0	\$13,173	62.35
5021 - RETIREMENT & SOCIAL	\$16,040	\$28,124	\$28,124	\$28,124	\$14,298	\$0	\$14,298	50.84
5022 - PERS RETIREMENT	\$54,754	\$50,080	\$50,080	\$50,080	\$28,555	\$0	\$28,555	57.02
5024 - RETIREMENT-UNFUNDED LIAB	\$0	\$45,777	\$45,777	\$45,777	\$45,777	\$0	\$45,777	100.00
5031 - MEDICAL INSURANCE	\$53,507	\$105,451	\$99,317	\$99,317	\$50,325	\$0	\$50,325	50.67
5032 - DISABILITY INSURANCE	\$1,853	\$3,676	\$3,676	\$3,676	\$1,709	\$0	\$1,709	46.50
5034 - EDUCATION REIMBURSEMENT	\$344	\$0	\$350	\$350	\$350	\$0	\$350	100.00
5042 - SICK LEAVE BUY OUT	\$2,731	\$1,503	\$1,503	\$1,578	\$1,577	\$0	\$1,577	99.98
5043 - OTHER BENEFITS	\$0	\$0	\$5,784	\$5,784	\$2,892	\$0	\$2,892	50.00
SALARIES & BENEFITS	\$347,798	\$622,868	\$622,868	\$622,868	\$337,413	\$0	\$337,413	54.17
5122 - CELL PHONES	\$259	\$140	\$360	\$360	\$229	\$0	\$229	63.68
5232 - OFFICE & OTHER EQUIP < \$5,000	\$6,009	\$5,725	\$4,505	\$4,505	\$334	\$0	\$334	7.41
5260 - HEALTH - EMPLOYEE	\$394	\$200	\$200	\$200	\$54	\$0	\$54	27.00
5265 - PROFESSIONAL & SPECIAL	\$56	\$50	\$50	\$50	\$21	\$0	\$21	42.64
5291 - OFFICE, SPACE & SITE RENTAL	\$8,494	\$9,464	\$9,464	\$9,464	\$6,662	\$0	\$6,662	70.40
5311 - GENERAL OPERATING EXPENSE	\$2,920	\$5,000	\$5,000	\$5,000	\$813	\$0	\$813	16.27
5331 - TRAVEL EXPENSE	\$5,562	\$7,544	\$7,544	\$7,544	\$1,967	\$0	\$1,967	26.07
5351 - UTILITIES	\$5,406	\$7,000	\$7,000	\$7,000	\$4,249	\$0	\$4,249	60.71
SERVICES & SUPPLIES	\$29,104	\$35,123	\$34,123	\$34,123	\$14,332	\$0	\$14,332	42.00

COUNTY OF INYO

BUD022BX - BUDGET INFORMATION

BUDGET TO ACTUAL COMPARE - THIRD QUARTER

RUNDATE: 03/31/2018 TODAY'S DATE: 05/02/2018

FOR FISCAL YEARS: 07/01/2017 - 06/30/2018

	YTD ACTUALS 06/30/2017	BOARD APPROVED 06/30/2018	WORKING BUDGET 06/30/2018	THIRD QUARTER 06/30/2018	YTD ACTUALS 06/30/2018	YTD ENC 06/30/2018	YTD ACTUALS + ENC	YTD % w/ ENC 06/30/2018
5121 - INTERNAL CHARGES	\$3,621	\$2,100	\$2,100	\$2,100	\$454	\$0	\$454	21.66
5123 - TECH REFRESH EXPENSE	\$0	\$2,671	\$2,671	\$2,671	\$2,003	\$0	\$2,003	75.00
5152 - WORKERS COMPENSATION	\$1,747	\$3,613	\$3,613	\$3,613	\$2,709	\$0	\$2,709	75.00
5155 - PUBLIC LIABILITY INSURANCE	\$1,363	\$2,651	\$2,651	\$2,651	\$1,988	\$0	\$1,988	75.00
5333 - MOTOR POOL	\$3,523	\$4,264	\$4,264	\$4,264	\$3,242	\$0	\$3,242	76.03
INTERNAL CHARGES	\$10,255	\$15,299	\$15,299	\$15,299	\$10,398	\$0	\$10,398	67.96
5501 - SUPPORT & CARE OF PERSONS	\$4,132	\$5,000	\$6,000	\$6,000	\$3,304	\$0	\$3,304	55.08
OTHER CHARGES	\$4,132	\$5,000	\$6,000	\$6,000	\$3,304	\$0	\$3,304	55.08
TOTAL EXPENSES:	\$391,291	\$678,290	\$678,290	\$678,290	\$365,449	\$0	\$365,449	53.87
NET BUDGET UNIT: 055801 FIRST PROGRAM	(\$2,243)	\$0	\$0	\$0	(\$272,290)	\$0	(\$272,290)	0.00

COUNTY OF INYO

BUD022BX - BUDGET INFORMATION

BUDGET TO ACTUAL COMPARE - THIRD QUARTER

RUNDATE: 03/31/2018 TODAY'S DATE: 05/02/2018

FOR FISCAL YEARS: 07/01/2017 - 06/30/2018

	YTD ACTUALS 06/30/2017	BOARD APPROVED 06/30/2018	WORKING BUDGET 06/30/2018	THIRD QUARTER 06/30/2018	YTD ACTUALS 06/30/2018	YTD ENC 06/30/2018	YTD ACTUALS + ENC	YTD % w/ ENC 06/30/2018
150100 BISHOP AIRPORT								
FUND: 1501 BISHOP AIRPORT OPERATING								
REVENUES:								
TAXES - PROPERTY	\$0	\$0	\$0	\$0	\$0	\$0	\$0	0.00
4321 - CABLE TV LEASE	\$29,315	\$29,315	\$29,315	\$29,315	\$29,315	\$0	\$29,315	100.00
4331 - AUTO PARKING	\$28,248	\$24,000	\$24,000	\$34,600	\$31,435	\$0	\$31,435	90.85
4333 - HANGER RENT	\$82,072	\$91,074	\$91,074	\$91,074	\$67,139	\$0	\$67,139	73.71
4334 - TIE DOWN FEES	\$11,644	\$12,000	\$12,000	\$9,100	\$5,886	\$0	\$5,886	64.68
4336 - RENT-A-CAR LEASE	\$750	\$1,800	\$1,800	\$1,800	\$1,500	\$0	\$1,500	83.33
4338 - RAMP FEES	\$25,871	\$16,000	\$16,000	\$16,000	\$12,951	\$0	\$12,951	80.94
4340 - HANGAR ONE AERO	\$3,564	\$4,752	\$4,752	\$4,752	\$3,564	\$0	\$3,564	75.00
RENTS & LEASES	\$181,464	\$178,941	\$178,941	\$186,641	\$151,791	\$0	\$151,791	81.32
4301 - INTEREST FROM TREASURY	\$2,831	\$3,000	\$3,000	\$3,000	\$859	\$0	\$859	28.65
4311 - RENTS	\$82,383	\$86,420	\$86,420	\$86,420	\$48,163	\$0	\$48,163	55.73
REV USE OF MONEY & PROPERTY	\$85,214	\$89,420	\$89,420	\$89,420	\$49,022	\$0	\$49,022	54.82
AID FROM OTHER GOVT AGENCIES	\$0	\$0	\$0	\$0	\$0	\$0	\$0	0.00
4819 - SERVICES & FEES	\$10,430	\$9,500	\$9,500	\$9,500	\$9,037	\$0	\$9,037	95.13
4931 - SALES OF AVIATION GAS	\$102,245	\$180,000	\$180,000	\$180,000	\$127,251	\$0	\$127,251	70.69
4932 - SALES OF JET A FUEL	\$397,963	\$529,800	\$529,800	\$529,800	\$311,467	\$0	\$311,467	58.78
4933 - SALES OF OIL	\$296	\$175	\$175	\$175	\$129	\$0	\$129	74.24
4937 - NON TAX-JET FUEL-MILITARY	\$271,735	\$250,000	\$250,000	\$250,000	\$227,322	\$0	\$227,322	90.92
CHARGES FOR CURRENT SERVICES	\$782,671	\$969,475	\$969,475	\$969,475	\$675,209	\$0	\$675,209	69.64
OTHER FINANCING SOURCES	\$0	\$0	\$0	\$0	\$0	\$0	\$0	0.00
4936 - MISCELLANEOUS SALES	\$10	\$20	\$20	\$20	\$0	\$0	\$0	3.60
4959 - MISCELLANEOUS REVENUE	\$10,687	\$10,700	\$10,700	\$3,000	\$2,214	\$0	\$2,214	73.80
4997 - CASH OVER OR SHORT	(\$3)	\$0	\$0	\$0	\$0	\$0	\$0	0.00
OTHER REVENUE	\$10,694	\$10,720	\$10,720	\$3,020	\$2,215	\$0	\$2,215	73.34
TOTAL REVENUES:	\$1,060,045	\$1,248,556	\$1,248,556	\$1,248,556	\$878,238	\$0	\$878,238	70.34
EXPENSES:								
5001 - SALARIED EMPLOYEES	\$136,017	\$149,187	\$149,187	\$149,187	\$106,284	\$0	\$106,284	71.24
5003 - OVERTIME	\$17,366	\$15,000	\$15,000	\$15,000	\$10,463	\$0	\$10,463	69.75
5004 - STANDBY TIME	\$15,269	\$15,000	\$15,000	\$18,500	\$13,557	\$0	\$13,557	73.28
5005 - HOLIDAY OVERTIME	\$390	\$1,500	\$1,500	\$1,500	\$597	\$0	\$597	39.85
5012 - PART TIME EMPLOYEES	\$22,026	\$28,032	\$28,032	\$24,532	\$16,233	\$0	\$16,233	66.17

COUNTY OF INYO

BUD022BX - BUDGET INFORMATION

BUDGET TO ACTUAL COMPARE - THIRD QUARTER

RUNDATE: 03/31/2018 TODAY'S DATE: 05/02/2018

FOR FISCAL YEARS: 07/01/2017 - 06/30/2018

	YTD ACTUALS 06/30/2017	BOARD APPROVED 06/30/2018	WORKING BUDGET 06/30/2018	THIRD QUARTER 06/30/2018	YTD ACTUALS 06/30/2018	YTD ENC 06/30/2018	YTD ACTUALS + ENC	YTD % w/ ENC 06/30/2018
DEBT SERVICE INTEREST	\$0	\$0	\$0	\$0	\$0	\$0	\$0	0.00
FIXED ASSETS	\$0	\$0	\$0	\$0	\$0	\$0	\$0	0.00
5799 - DEPRECIATION	\$40,690	\$0	\$0	\$0	\$0	\$0	\$0	0.00
DEPRECIATION	\$40,690	\$0	\$0	\$0	\$0	\$0	\$0	0.00
5801 - OPERATING TRANSFERS OUT	\$107,319	\$115,350	\$126,695	\$126,695	\$0	\$0	\$0	0.00
OTHER FINANCING USES	\$107,319	\$115,350	\$126,695	\$126,695	\$0	\$0	\$0	0.00
RESERVES	\$0	\$0	\$0	\$0	\$0	\$0	\$0	0.00
TOTAL EXPENSES:	\$1,144,753	\$1,394,916	\$1,409,066	\$1,409,066	\$898,305	\$6,604	\$904,909	64.22
NET BUDGET UNIT: 150100 BISHOP AIRPORT	(\$84,708)	(\$146,360)	(\$160,510)	(\$160,510)	(\$20,066)	(\$6,604)	(\$26,670)	16.61

COUNTY OF INYO

BUD022BX - BUDGET INFORMATION

BUDGET TO ACTUAL COMPARE - THIRD QUARTER

RUNDATE: 03/31/2018 TODAY'S DATE: 05/02/2018

FOR FISCAL YEARS: 07/01/2017 - 06/30/2018

	YTD ACTUALS 06/30/2017	BOARD APPROVED 06/30/2018	WORKING BUDGET 06/30/2018	THIRD QUARTER 06/30/2018	YTD ACTUALS 06/30/2018	YTD ENC 06/30/2018	YTD ACTUALS + ENC	YTD % w/ ENC 06/30/2018
150200 BISHOP AIRPORT - SPECIAL								
FUND: 1502 BISH AIRPORT SPECIAL AVIATION								
REVENUES:								
RENTS & LEASES	\$0	\$0	\$0	\$0	\$0	\$0	\$0	0.00
4301 - INTEREST FROM TREASURY	\$91	\$0	\$0	\$0	\$36	\$0	\$36	0.00
REV USE OF MONEY & PROPERTY	\$91	\$0	\$0	\$0	\$36	\$0	\$36	0.00
4401 - STATE AID FOR AVIATION	\$10,000	\$10,000	\$10,000	\$10,000	\$10,000	\$0	\$10,000	100.00
AID FROM OTHER GOVT AGENCIES	\$10,000	\$10,000	\$10,000	\$10,000	\$10,000	\$0	\$10,000	100.00
TOTAL REVENUES:	\$10,091	\$10,000	\$10,000	\$10,000	\$10,036	\$0	\$10,036	100.36
EXPENSES:								
SALARIES & BENEFITS	\$0	\$0	\$0	\$0	\$0	\$0	\$0	0.00
5153 - FIRE & CASUALTY INSURANCE	\$3,245	\$3,575	\$3,575	\$3,575	\$3,245	\$0	\$3,245	90.76
5265 - PROFESSIONAL & SPECIAL	\$0	\$2,058	\$2,058	\$2,058	\$0	\$0	\$0	0.00
5311 - GENERAL OPERATING EXPENSE	\$2,445	\$2,528	\$2,528	\$2,528	\$0	\$0	\$0	0.00
SERVICES & SUPPLIES	\$5,690	\$8,161	\$8,161	\$8,161	\$3,245	\$0	\$3,245	39.76
5121 - INTERNAL CHARGES	\$0	\$578	\$578	\$578	\$0	\$0	\$0	0.00
5124 - EXTERNAL CHARGES	\$0	\$1,261	\$1,261	\$1,261	\$0	\$0	\$0	0.00
INTERNAL CHARGES	\$0	\$1,839	\$1,839	\$1,839	\$0	\$0	\$0	0.00
OTHER CHARGES	\$0	\$0	\$0	\$0	\$0	\$0	\$0	0.00
TOTAL EXPENSES:	\$5,690	\$10,000	\$10,000	\$10,000	\$3,245	\$0	\$3,245	32.45
NET BUDGET UNIT: 150200 BISHOP AIRPORT - SPECIAL	\$4,400	\$0	\$0	\$0	\$6,791	\$0	\$6,791	0.00

COUNTY OF INYO

BUD022BX - BUDGET INFORMATION

BUDGET TO ACTUAL COMPARE - THIRD QUARTER

RUNDATE: 03/31/2018 TODAY'S DATE: 05/02/2018

FOR FISCAL YEARS: 07/01/2017 - 06/30/2018

	YTD ACTUALS 06/30/2017	BOARD APPROVED 06/30/2018	WORKING BUDGET 06/30/2018	THIRD QUARTER 06/30/2018	YTD ACTUALS 06/30/2018	YTD ENC 06/30/2018	YTD ACTUALS + ENC	YTD % w/ ENC 06/30/2018
150300 INDEPENDENCE AIRPORT								
FUND: 1503 INDY AIRPORT OPERATING								
REVENUES:								
4331 - AUTO PARKING	\$0	\$0	\$68	\$68	\$68	\$0	\$68	100.00
4333 - HANGER RENT	\$1,560	\$3,120	\$3,120	\$3,120	\$0	\$0	\$0	0.00
4334 - TIE DOWN FEES	\$181	\$200	\$132	\$132	\$30	\$0	\$30	22.72
RENTS & LEASES	\$1,741	\$3,320	\$3,320	\$3,320	\$98	\$0	\$98	2.95
4301 - INTEREST FROM TREASURY	\$679	\$300	\$300	\$300	\$118	\$0	\$118	39.64
4311 - RENTS	\$14,400	\$14,400	\$14,400	\$14,400	\$0	\$0	\$0	0.00
4315 - SPECIAL EVENTS	\$420	\$0	\$0	\$0	\$0	\$0	\$0	0.00
REV USE OF MONEY & PROPERTY	\$15,499	\$14,700	\$14,700	\$14,700	\$118	\$0	\$118	0.80
AID FROM OTHER GOVT AGENCIES	\$0	\$0	\$0	\$0	\$0	\$0	\$0	0.00
CHARGES FOR CURRENT SERVICES	\$0	\$0	\$0	\$0	\$0	\$0	\$0	0.00
OTHER FINANCING SOURCES	\$0	\$0	\$0	\$0	\$0	\$0	\$0	0.00
OTHER REVENUE	\$0	\$0	\$0	\$0	\$0	\$0	\$0	0.00
TOTAL REVENUES:	\$17,240	\$18,020	\$18,020	\$18,020	\$216	\$0	\$216	1.20
EXPENSES:								
5001 - SALARIED EMPLOYEES	\$15,535	\$15,991	\$15,991	\$15,982	\$10,815	\$0	\$10,815	67.67
5003 - OVERTIME	\$13	\$0	\$0	\$19	\$18	\$0	\$18	98.52
5004 - STANDBY TIME	\$9	\$0	\$0	\$34	\$34	\$0	\$34	100.58
5005 - HOLIDAY OVERTIME	\$21	\$0	\$0	\$66	\$66	\$0	\$66	100.63
5021 - RETIREMENT & SOCIAL	\$1,259	\$1,325	\$1,325	\$1,325	\$888	\$0	\$888	67.03
5022 - PERS RETIREMENT	\$3,765	\$2,666	\$2,666	\$2,666	\$1,617	\$0	\$1,617	60.65
5024 - RETIREMENT-UNFUNDED LIAB	\$0	\$2,655	\$2,655	\$2,655	\$2,655	\$0	\$2,655	100.00
5031 - MEDICAL INSURANCE	\$1,851	\$1,930	\$1,930	\$1,930	\$1,262	\$0	\$1,262	65.41
5032 - DISABILITY INSURANCE	\$130	\$161	\$161	\$161	\$101	\$0	\$101	63.34
5042 - SICK LEAVE BUY OUT	\$0	\$111	\$111	\$0	\$0	\$0	\$0	0.00
5043 - OTHER BENEFITS	\$1,228	\$1,224	\$1,224	\$1,224	\$838	\$0	\$838	68.46
SALARIES & BENEFITS	\$23,815	\$26,063	\$26,063	\$26,062	\$18,297	\$0	\$18,297	70.20
5265 - PROFESSIONAL & SPECIAL	\$608	\$925	\$925	\$925	\$0	\$0	\$0	0.00
5311 - GENERAL OPERATING EXPENSE	\$115	\$0	\$0	\$0	\$0	\$0	\$0	0.00
SERVICES & SUPPLIES	\$723	\$925	\$925	\$925	\$0	\$0	\$0	0.00
5124 - EXTERNAL CHARGES	\$154	\$150	\$150	\$150	\$0	\$0	\$0	0.00

COUNTY OF INYO

BUD022BX - BUDGET INFORMATION

BUDGET TO ACTUAL COMPARE - THIRD QUARTER

RUNDATE: 03/31/2018 TODAY'S DATE: 05/02/2018

FOR FISCAL YEARS: 07/01/2017 - 06/30/2018

	YTD ACTUALS 06/30/2017	BOARD APPROVED 06/30/2018	WORKING BUDGET 06/30/2018	THIRD QUARTER 06/30/2018	YTD ACTUALS 06/30/2018	YTD ENC 06/30/2018	YTD ACTUALS + ENC	YTD % w/ ENC 06/30/2018
5152 - WORKERS COMPENSATION	\$206	\$248	\$248	\$248	\$186	\$0	\$186	75.01
5155 - PUBLIC LIABILITY INSURANCE	\$160	\$182	\$182	\$182	\$136	\$0	\$136	75.01
5315 - COUNTY COST PLAN	\$1,513	\$14,958	\$14,958	\$14,958	\$11,218	\$0	\$11,218	75.00
INTERNAL CHARGES	\$2,034	\$15,538	\$15,538	\$15,538	\$11,541	\$0	\$11,541	74.27
FIXED ASSETS	\$0	\$0	\$0	\$0	\$0	\$0	\$0	0.00
DEPRECIATION	\$0	\$0	\$0	\$0	\$0	\$0	\$0	0.00
5801 - OPERATING TRANSFERS OUT	\$24,691	\$0	\$0	\$0	\$0	\$0	\$0	0.00
OTHER FINANCING USES	\$24,691	\$0	\$0	\$0	\$0	\$0	\$0	0.00
TOTAL EXPENSES:	\$51,265	\$42,526	\$42,526	\$42,525	\$29,838	\$0	\$29,838	70.16
NET BUDGET UNIT: 150300 INDEPENDENCE AIRPORT	(\$34,025)	(\$24,506)	(\$24,506)	(\$24,505)	(\$29,622)	\$0	(\$29,622)	120.88

COUNTY OF INYO

BUD022BX - BUDGET INFORMATION

BUDGET TO ACTUAL COMPARE - THIRD QUARTER

RUNDATE: 03/31/2018 TODAY'S DATE: 05/02/2018

FOR FISCAL YEARS: 07/01/2017 - 06/30/2018

	YTD ACTUALS 06/30/2017	BOARD APPROVED 06/30/2018	WORKING BUDGET 06/30/2018	THIRD QUARTER 06/30/2018	YTD ACTUALS 06/30/2018	YTD ENC 06/30/2018	YTD ACTUALS + ENC	YTD % w/ ENC 06/30/2018
150400 INDEPENDENCE AIRPORT - SPECIAL								
FUND: 1504 INDY AIRPORT SPECIAL AVIATION								
REVENUES:								
LICENSES & PERMITS	\$0	\$0	\$0	\$0	\$0	\$0	\$0	0.00
4301 - INTEREST FROM TREASURY	\$155	\$25	\$25	\$25	\$38	\$0	\$38	155.20
REV USE OF MONEY & PROPERTY	\$155	\$25	\$25	\$25	\$38	\$0	\$38	155.20
4401 - STATE AID FOR AVIATION	\$10,000	\$10,000	\$10,000	\$10,000	\$10,000	\$0	\$10,000	100.00
AID FROM OTHER GOVT AGENCIES	\$10,000	\$10,000	\$10,000	\$10,000	\$10,000	\$0	\$10,000	100.00
CHARGES FOR CURRENT SERVICES	\$0	\$0	\$0	\$0	\$0	\$0	\$0	0.00
TOTAL REVENUES:	\$10,155	\$10,025	\$10,025	\$10,025	\$10,038	\$0	\$10,038	100.13
EXPENSES:								
SALARIES & BENEFITS	\$0	\$0	\$0	\$0	\$0	\$0	\$0	0.00
5153 - FIRE & CASUALTY INSURANCE	\$885	\$975	\$975	\$975	\$885	\$0	\$885	90.76
5173 - MAINTENANCE OF	\$0	\$386	\$386	\$386	\$0	\$0	\$0	0.00
5199 - MAINT OF	\$0	\$500	\$500	\$500	\$0	\$0	\$0	0.00
5291 - OFFICE, SPACE & SITE RENTAL	\$3,529	\$4,000	\$4,000	\$4,000	\$3,671	\$0	\$3,671	91.79
5311 - GENERAL OPERATING EXPENSE	\$240	\$400	\$400	\$400	\$0	\$0	\$0	0.00
5351 - UTILITIES	\$1,078	\$1,500	\$1,500	\$1,500	\$675	\$0	\$675	45.01
SERVICES & SUPPLIES	\$5,733	\$7,761	\$7,761	\$7,761	\$5,231	\$0	\$5,231	67.41
5124 - EXTERNAL CHARGES	\$469	\$2,264	\$2,264	\$2,264	\$359	\$0	\$359	15.87
INTERNAL CHARGES	\$469	\$2,264	\$2,264	\$2,264	\$359	\$0	\$359	15.87
FIXED ASSETS	\$0	\$0	\$0	\$0	\$0	\$0	\$0	0.00
5801 - OPERATING TRANSFERS OUT	\$7,530	\$0	\$0	\$0	\$0	\$0	\$0	0.00
OTHER FINANCING USES	\$7,530	\$0	\$0	\$0	\$0	\$0	\$0	0.00
TOTAL EXPENSES:	\$13,733	\$10,025	\$10,025	\$10,025	\$5,591	\$0	\$5,591	55.77
NET BUDGET UNIT: 150400 INDEPENDENCE AIRPORT - SPECIAL	(\$3,577)	\$0	\$0	\$0	\$4,447	\$0	\$4,447	0.00

COUNTY OF INYO

BUD022BX - BUDGET INFORMATION BUDGET TO ACTUAL COMPARE - THIRD QUARTER

RUNDATE: 03/31/2018 TODAY'S DATE: 05/02/2018
FOR FISCAL YEARS: 07/01/2017 - 06/30/2018

	YTD ACTUALS 06/30/2017	BOARD APPROVED 06/30/2018	WORKING BUDGET 06/30/2018	THIRD QUARTER 06/30/2018	YTD ACTUALS 06/30/2018	YTD ENC 06/30/2018	YTD ACTUALS + ENC	YTD % w/ ENC 06/30/2018
150500 LONE PINE/DEATH VALLEY AIRPORT								
FUND: 1505 LP/DV AIRPPORT								
REVENUES:								
4331 - AUTO PARKING	\$1,107	\$1,700	\$1,700	\$1,700	\$1,500	\$0	\$1,500	88.23
4333 - HANGER RENT	\$27,230	\$26,470	\$26,470	\$26,470	\$20,081	\$0	\$20,081	75.86
4334 - TIE DOWN FEES	\$1,601	\$1,300	\$1,300	\$1,000	\$707	\$0	\$707	70.70
4338 - RAMP FEES	\$400	\$0	\$0	\$0	\$0	\$0	\$0	0.00
RENTS & LEASES	\$30,338	\$29,470	\$29,470	\$29,170	\$22,288	\$0	\$22,288	76.40
4301 - INTEREST FROM TREASURY	\$92	\$0	\$138	\$138	\$137	\$0	\$137	99.74
4311 - RENTS	\$600	\$300	\$300	\$300	\$300	\$0	\$300	100.00
4315 - SPECIAL EVENTS	\$2,324	\$0	\$0	\$0	\$0	\$0	\$0	0.00
REV USE OF MONEY & PROPERTY	\$3,017	\$300	\$438	\$438	\$437	\$0	\$437	99.92
AID FROM OTHER GOVT AGENCIES	\$0	\$0	\$0	\$0	\$0	\$0	\$0	0.00
4931 - SALES OF AVIATION GAS	\$29,009	\$22,450	\$35,000	\$50,000	\$34,028	\$0	\$34,028	68.05
4932 - SALES OF JET A FUEL	\$109,334	\$60,000	\$47,995	\$33,295	\$14,915	\$0	\$14,915	44.79
4933 - SALES OF OIL	\$0	\$0	\$17	\$17	\$16	\$0	\$16	98.00
CHARGES FOR CURRENT SERVICES	\$138,343	\$82,450	\$83,012	\$83,312	\$48,961	\$0	\$48,961	58.76
OTHER FINANCING SOURCES	\$0	\$0	\$0	\$0	\$0	\$0	\$0	0.00
4936 - MISCELLANEOUS SALES	\$28	\$0	\$0	\$0	\$0	\$0	\$0	0.00
4959 - MISCELLANEOUS REVENUE	\$3,622	\$1,500	\$800	\$800	\$480	\$0	\$480	60.00
OTHER REVENUE	\$3,650	\$1,500	\$800	\$800	\$480	\$0	\$480	60.00
TOTAL REVENUES:	\$175,350	\$113,720	\$113,720	\$113,720	\$72,167	\$0	\$72,167	63.46
EXPENSES:								
5001 - SALARIED EMPLOYEES	\$17	\$0	\$0	\$0	\$0	\$0	\$0	0.00
5021 - RETIREMENT & SOCIAL	\$1	\$0	\$0	\$0	\$0	\$0	\$0	0.00
5022 - PERS RETIREMENT	\$6,571	\$0	\$0	\$0	\$0	\$0	\$0	0.00
SALARIES & BENEFITS	\$6,590	\$0	\$0	\$0	\$0	\$0	\$0	0.00
5173 - MAINTENANCE OF	\$0	\$1,500	\$1,500	\$1,500	\$19	\$200	\$219	14.60
5265 - PROFESSIONAL & SPECIAL	\$5,045	\$11,800	\$13,703	\$13,703	\$1,088	\$1,903	\$2,991	21.83
5281 - RENTS & LEASES-EQUIPMENT	\$3,236	\$3,240	\$3,240	\$3,240	\$2,424	\$0	\$2,424	74.82
5311 - GENERAL OPERATING EXPENSE	\$4,570	\$5,000	\$5,000	\$5,000	\$1,570	\$49	\$1,620	32.40
5351 - UTILITIES	\$6,544	\$7,000	\$7,000	\$8,225	\$6,124	\$0	\$6,124	74.46
5361 - FUEL, OIL & WATER FOR	\$61,372	\$61,000	\$61,000	\$59,775	\$37,471	\$0	\$37,471	62.68

COUNTY OF INYO

BUD022BX - BUDGET INFORMATION

BUDGET TO ACTUAL COMPARE - THIRD QUARTER

RUNDATE: 03/31/2018 TODAY'S DATE: 05/02/2018

FOR FISCAL YEARS: 07/01/2017 - 06/30/2018

	YTD ACTUALS 06/30/2017	BOARD APPROVED 06/30/2018	WORKING BUDGET 06/30/2018	THIRD QUARTER 06/30/2018	YTD ACTUALS 06/30/2018	YTD ENC 06/30/2018	YTD ACTUALS + ENC	YTD % w/ ENC 06/30/2018
SERVICES & SUPPLIES	\$80,769	\$89,540	\$91,443	\$91,443	\$48,698	\$2,152	\$50,851	55.60
5124 - EXTERNAL CHARGES	\$9,050	\$4,432	\$4,432	\$4,432	\$2,739	\$0	\$2,739	61.81
5315 - COUNTY COST PLAN	\$6,966	\$19,748	\$19,748	\$19,748	\$14,811	\$0	\$14,811	75.00
INTERNAL CHARGES	\$16,016	\$24,180	\$24,180	\$24,180	\$17,550	\$0	\$17,550	72.58
OTHER CHARGES	\$0	\$0	\$0	\$0	\$0	\$0	\$0	0.00
FIXED ASSETS	\$0	\$0	\$0	\$0	\$0	\$0	\$0	0.00
DEPRECIATION	\$0	\$0	\$0	\$0	\$0	\$0	\$0	0.00
5801 - OPERATING TRANSFERS OUT	\$0	\$18,308	\$1,777	\$1,777	\$0	\$0	\$0	0.00
OTHER FINANCING USES	\$0	\$18,308	\$1,777	\$1,777	\$0	\$0	\$0	0.00
TOTAL EXPENSES:	\$103,375	\$132,028	\$117,400	\$117,400	\$66,249	\$2,152	\$68,401	58.26
NET BUDGET UNIT: 150500 LONE PINE/DEATH VALLEY AIRPORT	\$71,974	(\$18,308)	(\$3,680)	(\$3,680)	\$5,917	(\$2,152)	\$3,765	-102.31

COUNTY OF INYO

BUD022BX - BUDGET INFORMATION

BUDGET TO ACTUAL COMPARE - THIRD QUARTER

RUNDATE: 03/31/2018 TODAY'S DATE: 05/02/2018

FOR FISCAL YEARS: 07/01/2017 - 06/30/2018

	YTD ACTUALS 06/30/2017	BOARD APPROVED 06/30/2018	WORKING BUDGET 06/30/2018	THIRD QUARTER 06/30/2018	YTD ACTUALS 06/30/2018	YTD ENC 06/30/2018	YTD ACTUALS + ENC	YTD % w/ ENC 06/30/2018
150502 LP/DV AIRPORT IMPROVEMENT								
FUND: 1511 LP/DV AIRPORT IMPROVEMENT								
REVENUES:								
4301 - INTEREST FROM TREASURY	(\$385)	\$0	\$0	\$0	(\$27)	\$0	(\$27)	0.00
REV USE OF MONEY & PROPERTY	(\$385)	\$0	\$0	\$0	(\$27)	\$0	(\$27)	0.00
4498 - STATE GRANTS	\$14,908	\$2,245	\$1,487	\$1,487	\$32	\$0	\$32	2.15
4555 - FEDERAL GRANTS	\$107,588	\$44,905	\$29,079	\$29,079	\$4,453	\$0	\$4,453	15.31
AID FROM OTHER GOVT AGENCIES	\$122,496	\$47,150	\$30,566	\$30,566	\$4,485	\$0	\$4,485	14.67
CHARGES FOR CURRENT SERVICES	\$0	\$0	\$0	\$0	\$0	\$0	\$0	0.00
4998 - OPERATING TRANSFERS IN	\$23,981	\$2,744	\$1,777	\$1,777	\$0	\$0	\$0	0.00
OTHER FINANCING SOURCES	\$23,981	\$2,744	\$1,777	\$1,777	\$0	\$0	\$0	0.00
TOTAL REVENUES:	\$146,091	\$49,894	\$32,343	\$32,343	\$4,457	\$0	\$4,457	13.78
EXPENSES:								
5265 - PROFESSIONAL & SPECIAL	\$118,638	\$26,155	\$26,155	\$26,155	\$0	\$26,155	\$26,155	100.00
SERVICES & SUPPLIES	\$118,638	\$26,155	\$26,155	\$26,155	\$0	\$26,155	\$26,155	100.00
5124 - EXTERNAL CHARGES	\$6,144	\$3,000	\$6,156	\$6,156	\$467	\$0	\$467	7.59
INTERNAL CHARGES	\$6,144	\$3,000	\$6,156	\$6,156	\$467	\$0	\$467	7.59
FIXED ASSETS	\$0	\$0	\$0	\$0	\$0	\$0	\$0	0.00
TOTAL EXPENSES:	\$124,782	\$29,155	\$32,311	\$32,311	\$467	\$26,155	\$26,622	82.39
NET BUDGET UNIT: 150502 LP/DV AIRPORT IMPROVEMENT	\$21,308	\$20,739	\$32	\$32	\$3,989	(\$26,155)	(\$22,165)	69,265.65

COUNTY OF INYO

BUD022BX - BUDGET INFORMATION

BUDGET TO ACTUAL COMPARE - THIRD QUARTER

RUNDATE: 03/31/2018 TODAY'S DATE: 05/02/2018

FOR FISCAL YEARS: 07/01/2017 - 06/30/2018

	YTD ACTUALS 06/30/2017	BOARD APPROVED 06/30/2018	WORKING BUDGET 06/30/2018	THIRD QUARTER 06/30/2018	YTD ACTUALS 06/30/2018	YTD ENC 06/30/2018	YTD ACTUALS + ENC	YTD % w/ ENC 06/30/2018
150503 LP/DV IMPROV TR-16-043								
FUND: 1512 LP/DV IMPROVEMENT-TR16-043								
REVENUES:								
4498 - STATE GRANTS	\$8,324	\$12,734	\$14,817	\$14,817	\$14,817	\$0	\$14,817	100.00
4555 - FEDERAL GRANTS	\$189,037	\$254,685	\$116,824	\$116,824	\$116,824	\$0	\$116,824	100.00
AID FROM OTHER GOVT AGENCIES	\$197,361	\$267,419	\$131,641	\$131,641	\$131,641	\$0	\$131,641	100.00
4998 - OPERATING TRANSFERS IN	\$11,552	\$15,564	\$0	\$0	\$0	\$0	\$0	0.00
OTHER FINANCING SOURCES	\$11,552	\$15,564	\$0	\$0	\$0	\$0	\$0	0.00
TOTAL REVENUES:	\$208,913	\$282,983	\$131,641	\$131,641	\$131,641	\$0	\$131,641	100.00
EXPENSES:								
5265 - PROFESSIONAL & SPECIAL	\$4,452	\$24,733	\$24,733	\$24,733	\$24,732	\$0	\$24,732	100.00
SERVICES & SUPPLIES	\$4,452	\$24,733	\$24,733	\$24,733	\$24,732	\$0	\$24,732	100.00
5124 - EXTERNAL CHARGES	\$2,812	\$3,000	\$2,496	\$2,496	\$2,495	\$0	\$2,495	99.97
INTERNAL CHARGES	\$2,812	\$3,000	\$2,496	\$2,496	\$2,495	\$0	\$2,495	99.97
5700 - CONSTRUCTION IN PROGRESS	\$0	\$255,250	\$102,575	\$102,575	\$102,574	\$0	\$102,575	100.00
FIXED ASSETS	\$0	\$255,250	\$102,575	\$102,575	\$102,574	\$0	\$102,575	100.00
TOTAL EXPENSES:	\$7,265	\$282,983	\$129,804	\$129,804	\$129,802	\$0	\$129,802	100.00
NET BUDGET UNIT: 150503 LP/DV IMPROV TR-16-043	\$201,647	\$0	\$1,837	\$1,837	\$1,838	(\$0)	\$1,838	100.05

COUNTY OF INYO

BUD022BX - BUDGET INFORMATION

BUDGET TO ACTUAL COMPARE - THIRD QUARTER

RUNDATE: 03/31/2018 TODAY'S DATE: 05/02/2018

FOR FISCAL YEARS: 07/01/2017 - 06/30/2018

	YTD ACTUALS 06/30/2017	BOARD APPROVED 06/30/2018	WORKING BUDGET 06/30/2018	THIRD QUARTER 06/30/2018	YTD ACTUALS 06/30/2018	YTD ENC 06/30/2018	YTD ACTUALS + ENC	YTD % w/ ENC 06/30/2018
OTHER FINANCING USES	\$0	\$0	\$0	\$0	\$0	\$0	\$0	0.00
TOTAL EXPENSES:	\$7,204	\$10,025	\$10,025	\$10,025	\$6,467	\$0	\$6,467	64.51
NET BUDGET UNIT: 150600 LONE PINE/DEATH VALLEY AIR-SP	\$2,901	\$0	\$0	\$0	\$3,573	\$0	\$3,573	0.00

COUNTY OF INYO

BUD022BX - BUDGET INFORMATION

BUDGET TO ACTUAL COMPARE - THIRD QUARTER

RUNDATE: 03/31/2018 TODAY'S DATE: 05/02/2018

FOR FISCAL YEARS: 07/01/2017 - 06/30/2018

	YTD ACTUALS 06/30/2017	BOARD APPROVED 06/30/2018	WORKING BUDGET 06/30/2018	THIRD QUARTER 06/30/2018	YTD ACTUALS 06/30/2018	YTD ENC 06/30/2018	YTD ACTUALS + ENC	YTD % w/ ENC 06/30/2018
150800 SHOSHONE AIRPORT - SPECIAL								
FUND: 1508 SHOSHONE AIRPORT SPEC AVIATION								
REVENUES:								
4301 - INTEREST FROM TREASURY	\$376	\$270	\$270	\$270	\$124	\$0	\$124	45.93
REV USE OF MONEY & PROPERTY	\$376	\$270	\$270	\$270	\$124	\$0	\$124	45.93
4401 - STATE AID FOR AVIATION	\$10,000	\$10,000	\$10,000	\$10,000	\$10,000	\$0	\$10,000	100.00
4498 - STATE GRANTS	\$0	\$180,000	\$180,000	\$83,794	\$0	\$0	\$0	0.00
AID FROM OTHER GOVT AGENCIES	\$10,000	\$190,000	\$190,000	\$93,794	\$10,000	\$0	\$10,000	10.66
TOTAL REVENUES:	\$10,376	\$190,270	\$190,270	\$94,064	\$10,124	\$0	\$10,124	10.76
EXPENSES:								
5001 - SALARIED EMPLOYEES	\$571	\$537	\$537	\$537	\$394	\$0	\$394	73.37
5021 - RETIREMENT & SOCIAL	\$45	\$47	\$47	\$47	\$31	\$0	\$31	66.76
5022 - PERS RETIREMENT	\$144	\$89	\$89	\$89	\$65	\$0	\$65	73.78
5024 - RETIREMENT-UNFUNDED LIAB	\$0	\$92	\$92	\$92	\$92	\$0	\$92	100.00
5031 - MEDICAL INSURANCE	\$8	\$7	\$7	\$7	\$4	\$0	\$4	69.42
5032 - DISABILITY INSURANCE	\$4	\$5	\$5	\$5	\$3	\$0	\$3	73.60
5043 - OTHER BENEFITS	\$72	\$72	\$72	\$72	\$52	\$0	\$52	72.33
SALARIES & BENEFITS	\$847	\$849	\$849	\$849	\$643	\$0	\$643	75.81
5153 - FIRE & CASUALTY INSURANCE	\$295	\$325	\$325	\$325	\$295	\$0	\$295	90.76
5311 - GENERAL OPERATING EXPENSE	\$0	\$301	\$1,801	\$1,801	\$333	\$0	\$333	18.51
5351 - UTILITIES	\$285	\$400	\$400	\$400	\$191	\$0	\$191	47.94
SERVICES & SUPPLIES	\$580	\$1,026	\$2,526	\$2,526	\$820	\$0	\$820	32.46
5124 - EXTERNAL CHARGES	\$1,611	\$25,000	\$25,000	\$25,000	\$12,842	\$0	\$12,842	51.36
5152 - WORKERS COMPENSATION	\$8	\$9	\$9	\$9	\$6	\$0	\$6	75.00
5155 - PUBLIC LIABILITY INSURANCE	\$6	\$7	\$7	\$7	\$5	\$0	\$5	75.85
5315 - COUNTY COST PLAN	\$0	\$2,606	\$2,606	\$2,606	\$1,954	\$0	\$1,954	75.00
INTERNAL CHARGES	\$1,625	\$27,622	\$27,622	\$27,622	\$14,809	\$0	\$14,809	53.61
5700 - CONSTRUCTION IN PROGRESS	\$0	\$175,000	\$173,500	\$83,129	\$0	\$0	\$0	0.00
FIXED ASSETS	\$0	\$175,000	\$173,500	\$83,129	\$0	\$0	\$0	0.00
TOTAL EXPENSES:	\$3,053	\$204,497	\$204,497	\$114,126	\$16,272	\$0	\$16,272	14.25
NET BUDGET UNIT: 150800 SHOSHONE AIRPORT - SPECIAL	\$7,322	(\$14,227)	(\$14,227)	(\$20,062)	(\$6,148)	\$0	(\$6,148)	30.64

COUNTY OF INYO

BUD022BX - BUDGET INFORMATION BUDGET TO ACTUAL COMPARE - THIRD QUARTER

RUNDATE: 03/31/2018 TODAY'S DATE: 05/03/2018

FOR FISCAL YEARS: 07/01/2017 - 06/30/2018

	YTD ACTUALS 06/30/2017	BOARD APPROVED 06/30/2018	WORKING BUDGET 06/30/2018	THIRD QUARTER 06/30/2018	YTD ACTUALS 06/30/2018	YTD ENC 06/30/2018	YTD ACTUALS + ENC	YTD % w/ ENC 06/30/2018
152101 WATER SYSTEM - INDEPENDENCE								
FUND: 1521 WATER SYSTEM - INDEPENDENCE								
REVENUES:								
4301 - INTEREST FROM TREASURY	\$714	\$300	\$300	\$300	\$166	\$0	\$166	55.47
REV USE OF MONEY & PROPERTY	\$714	\$300	\$300	\$300	\$166	\$0	\$166	55.47
AID FROM OTHER GOVT AGENCIES	\$0	\$0	\$0	\$0	\$0	\$0	\$0	0.00
4801 - WATER SERVICE	\$145,839	\$159,142	\$159,142	\$159,142	\$105,763	\$0	\$105,763	66.45
CHARGES FOR CURRENT SERVICES	\$145,839	\$159,142	\$159,142	\$159,142	\$105,763	\$0	\$105,763	66.45
4998 - OPERATING TRANSFERS IN	\$0	\$0	\$56,894	\$142,445	\$0	\$0	\$0	0.00
OTHER FINANCING SOURCES	\$0	\$0	\$56,894	\$142,445	\$0	\$0	\$0	0.00
OTHER REVENUE	\$0	\$0	\$0	\$0	\$0	\$0	\$0	0.00
TOTAL REVENUES:	\$146,554	\$159,442	\$216,336	\$301,887	\$105,930	\$0	\$105,930	35.08
EXPENSES:								
5001 - SALARIED EMPLOYEES	\$34,551	\$34,635	\$34,635	\$34,635	\$25,364	\$0	\$25,364	73.23
5003 - OVERTIME	\$652	\$1,000	\$4,000	\$8,000	\$2,755	\$0	\$2,755	34.44
5021 - RETIREMENT & SOCIAL SECUR	\$2,649	\$2,695	\$2,695	\$2,695	\$2,123	\$0	\$2,123	78.77
5022 - PERS RETIREMENT	\$13,196	\$5,800	\$5,800	\$5,800	\$4,246	\$0	\$4,246	73.21
5024 - RETIREMENT-UNFUNDED LIAI	\$0	\$3,937	\$3,937	\$3,937	\$3,937	\$0	\$3,937	100.00
5031 - MEDICAL INSURANCE	\$3,531	\$3,722	\$3,722	\$3,722	\$2,688	\$0	\$2,688	72.22
5032 - DISABILITY INSURANCE	\$305	\$353	\$353	\$353	\$256	\$0	\$256	72.71
5042 - SICK LEAVE BUY OUT	\$0	\$592	\$592	\$0	\$0	\$0	\$0	0.00
SALARIES & BENEFITS	\$54,886	\$52,734	\$55,734	\$59,142	\$41,370	\$0	\$41,370	69.95
5112 - PERSONAL & SAFETY EQUIPM	\$0	\$55	\$55	\$55	\$10	\$0	\$10	18.60
5122 - CELL PHONES	\$366	\$400	\$400	\$300	\$174	\$0	\$174	58.24
5171 - MAINTENANCE OF EQUIPMEN	\$5,410	\$5,600	\$37,000	\$42,000	\$29,140	\$5,874	\$35,014	83.36
5173 - MAINTENANCE OF EQUIPMEN	\$2,977	\$8,125	\$34,000	\$40,000	\$31,027	\$2,433	\$33,460	83.65
5199 - MAINT OF STRUCTURES-MATE	\$0	\$1,000	\$1,000	\$1,000	\$1,000	\$0	\$1,000	100.00
5265 - PROFESSIONAL & SPECIAL SEF	\$82,367	\$94,261	\$87,950	\$99,950	\$57,309	\$0	\$57,309	57.33
5281 - RENTS & LEASES-EQUIPMENT	\$0	\$0	\$33,895	\$37,914	\$17,638	\$4,019	\$21,657	57.12
5301 - SMALL TOOLS & INSTRUMENTI	\$0	\$100	\$100	\$100	\$8	\$0	\$8	8.06
5311 - GENERAL OPERATING EXPENS	\$4,824	\$5,606	\$5,776	\$9,000	\$5,035	\$79	\$5,115	56.83
SERVICES & SUPPLIES	\$95,945	\$115,147	\$200,176	\$230,319	\$141,344	\$12,406	\$153,750	66.75
5124 - EXTERNAL CHARGES	\$1,407	\$4,450	\$8,000	\$60,000	\$6,825	\$0	\$6,825	11.37
5129 - INTERNAL COPY CHARGES (NC	\$4	\$10	\$10	\$10	\$3	\$0	\$3	38.90

COUNTY OF INYO

BUD022BX - BUDGET INFORMATION

BUDGET TO ACTUAL COMPARE - THIRD QUARTER

RUNDATE: 03/31/2018 TODAY'S DATE: 05/02/2018

FOR FISCAL YEARS: 07/01/2017 - 06/30/2018

	YTD ACTUALS 06/30/2017	BOARD APPROVED 06/30/2018	WORKING BUDGET 06/30/2018	THIRD QUARTER 06/30/2018	YTD ACTUALS 06/30/2018	YTD ENC 06/30/2018	YTD ACTUALS + ENC	YTD % w/ ENC 06/30/2018
5129 - INTERNAL COPY CHARGES	\$4	\$10	\$10	\$10	\$3	\$0	\$3	38.90
5152 - WORKERS COMPENSATION	\$488	\$587	\$587	\$587	\$440	\$0	\$440	75.00
5155 - PUBLIC LIABILITY INSURANCE	\$381	\$431	\$431	\$431	\$323	\$0	\$323	75.00
5315 - COUNTY COST PLAN	\$7,003	\$15,596	\$15,596	\$15,596	\$11,697	\$0	\$11,697	75.00
5333 - MOTOR POOL	\$1,246	\$5,000	\$5,000	\$5,000	\$3,051	\$0	\$3,051	61.03
INTERNAL CHARGES	\$10,530	\$26,074	\$29,624	\$81,624	\$22,341	\$0	\$22,341	27.37
OTHER CHARGES	\$0	\$0	\$0	\$0	\$0	\$0	\$0	0.00
FIXED ASSETS	\$0	\$0	\$0	\$0	\$0	\$0	\$0	0.00
5799 - DEPRECIATION	\$18,350	\$0	\$0	\$0	\$0	\$0	\$0	0.00
DEPRECIATION	\$18,350	\$0	\$0	\$0	\$0	\$0	\$0	0.00
OTHER FINANCING USES	\$0	\$0	\$0	\$0	\$0	\$0	\$0	0.00
RESERVES	\$0	\$0	\$0	\$0	\$0	\$0	\$0	0.00
TOTAL EXPENSES:	\$179,712	\$193,955	\$285,534	\$371,085	\$205,056	\$12,406	\$217,462	58.60
NET BUDGET UNIT: 152101 WATER SYSTEM - INDEPENDENCE	(\$33,158)	(\$34,513)	(\$69,198)	(\$69,198)	(\$99,125)	(\$12,406)	(\$111,532)	161.17

COUNTY OF INYO

BUD022BX - BUDGET INFORMATION

BUDGET TO ACTUAL COMPARE - THIRD QUARTER

RUNDATE: 03/31/2018 TODAY'S DATE: 05/02/2018

FOR FISCAL YEARS: 07/01/2017 - 06/30/2018

	YTD ACTUALS 06/30/2017	BOARD APPROVED 06/30/2018	WORKING BUDGET 06/30/2018	THIRD QUARTER 06/30/2018	YTD ACTUALS 06/30/2018	YTD ENC 06/30/2018	YTD ACTUALS + ENC	YTD % w/ ENC 06/30/2018
152102 INDY H2O UPGRADE								
FUND: 1524 INDY WATER UPGRADE								
REVENUES:								
4301 - INTEREST FROM TREASURY	\$616	\$300	\$300	\$300	\$121	\$0	\$121	40.59
REV USE OF MONEY & PROPERTY	\$616	\$300	\$300	\$300	\$121	\$0	\$121	40.59
AID FROM OTHER GOVT AGENCIES	\$0	\$0	\$0	\$0	\$0	\$0	\$0	0.00
OTHER FINANCING SOURCES	\$0	\$0	\$0	\$0	\$0	\$0	\$0	0.00
OTHER REVENUE	\$0	\$0	\$0	\$0	\$0	\$0	\$0	0.00
TOTAL REVENUES:	\$616	\$300	\$300	\$300	\$121	\$0	\$121	40.59
EXPENSES:								
5265 - PROFESSIONAL & SPECIAL	\$18,691	\$0	\$0	\$0	\$0	\$0	\$0	0.00
5311 - GENERAL OPERATING EXPENSE	\$1,900	\$0	\$0	\$0	\$0	\$0	\$0	0.00
SERVICES & SUPPLIES	\$20,591	\$0	\$0	\$0	\$0	\$0	\$0	0.00
5315 - COUNTY COST PLAN	\$0	\$1,312	\$1,312	\$1,312	\$983	\$0	\$983	75.00
INTERNAL CHARGES	\$0	\$1,312	\$1,312	\$1,312	\$983	\$0	\$983	75.00
FIXED ASSETS	\$0	\$0	\$0	\$0	\$0	\$0	\$0	0.00
DEPRECIATION	\$0	\$0	\$0	\$0	\$0	\$0	\$0	0.00
5801 - OPERATING TRANSFERS OUT	\$13,423	\$0	\$49,980	\$49,980	\$0	\$0	\$0	0.00
OTHER FINANCING USES	\$13,423	\$0	\$49,980	\$49,980	\$0	\$0	\$0	0.00
TOTAL EXPENSES:	\$34,014	\$1,312	\$51,292	\$51,292	\$983	\$0	\$983	1.91
NET BUDGET UNIT: 152102 INDY H2O UPGRADE	(\$33,398)	(\$1,012)	(\$50,992)	(\$50,992)	(\$862)	\$0	(\$862)	1.69

COUNTY OF INYO

BUD022BX - BUDGET INFORMATION

BUDGET TO ACTUAL COMPARE - THIRD QUARTER

RUNDATE: 03/31/2018 TODAY'S DATE: 05/02/2018

FOR FISCAL YEARS: 07/01/2017 - 06/30/2018

	YTD ACTUALS 06/30/2017	BOARD APPROVED 06/30/2018	WORKING BUDGET 06/30/2018	THIRD QUARTER 06/30/2018	YTD ACTUALS 06/30/2018	YTD ENC 06/30/2018	YTD ACTUALS + ENC	YTD % w/ ENC 06/30/2018
152201 WATER SYSTEM - LONE PINE								
FUND: 1522 WATER SYSTEM - LONE PINE								
REVENUES:								
4301 - INTEREST FROM TREASURY	\$453	\$800	\$800	\$800	\$34	\$0	\$34	4.28
REV USE OF MONEY & PROPERTY	\$453	\$800	\$800	\$800	\$34	\$0	\$34	4.28
AID FROM OTHER GOVT AGENCIES	\$0	\$0	\$0	\$0	\$0	\$0	\$0	0.00
4801 - WATER SERVICE	\$214,250	\$222,000	\$222,000	\$222,000	\$162,918	\$0	\$162,918	73.38
CHARGES FOR CURRENT SERVICES	\$214,250	\$222,000	\$222,000	\$222,000	\$162,918	\$0	\$162,918	73.38
4998 - OPERATING TRANSFERS IN	\$0	\$58,715	\$58,715	\$58,715	\$29,357	\$0	\$29,357	50.00
OTHER FINANCING SOURCES	\$0	\$58,715	\$58,715	\$58,715	\$29,357	\$0	\$29,357	50.00
OTHER REVENUE	\$0	\$0	\$0	\$0	\$0	\$0	\$0	0.00
TOTAL REVENUES:	\$214,703	\$281,515	\$281,515	\$281,515	\$192,310	\$0	\$192,310	68.31
EXPENSES:								
5001 - SALARIED EMPLOYEES	\$54,368	\$54,436	\$54,436	\$54,436	\$39,947	\$0	\$39,947	73.38
5003 - OVERTIME	\$1,044	\$1,000	\$1,000	\$1,000	\$4,408	\$0	\$4,408	440.85
5021 - RETIREMENT & SOCIAL	\$4,175	\$4,237	\$4,237	\$4,237	\$3,352	\$0	\$3,352	79.11
5022 - PERS RETIREMENT	\$18,450	\$9,115	\$9,115	\$9,115	\$6,687	\$0	\$6,687	73.36
5024 - RETIREMENT-UNFUNDED LIAB	\$0	\$6,226	\$6,226	\$6,226	\$6,226	\$0	\$6,226	100.00
5031 - MEDICAL INSURANCE	\$5,487	\$5,803	\$5,803	\$5,803	\$4,180	\$0	\$4,180	72.03
5032 - DISABILITY INSURANCE	\$481	\$554	\$554	\$554	\$405	\$0	\$405	73.15
5042 - SICK LEAVE BUY OUT	\$0	\$947	\$947	\$947	\$0	\$0	\$0	0.00
5045 - COMPENSATED ABSENCE	\$446	\$0	\$0	\$0	\$0	\$0	\$0	0.00
SALARIES & BENEFITS	\$84,454	\$82,318	\$82,318	\$82,318	\$65,206	\$0	\$65,206	79.21
5112 - PERSONAL & SAFETY	\$0	\$100	\$100	\$100	\$0	\$0	\$0	0.00
5122 - CELL PHONES	\$578	\$650	\$650	\$650	\$275	\$0	\$275	42.44
5171 - MAINTENANCE OF EQUIPMENT	\$6,426	\$7,000	\$4,174	\$4,000	\$998	\$0	\$998	24.97
5173 - MAINTENANCE OF	\$3,706	\$6,750	\$6,750	\$6,750	\$5,059	\$1,283	\$6,343	93.97
5199 - MAINT OF	\$0	\$600	\$600	\$600	\$0	\$0	\$0	0.00
5265 - PROFESSIONAL & SPECIAL	\$137,191	\$142,801	\$149,171	\$149,171	\$87,052	\$0	\$87,052	58.35
5291 - OFFICE, SPACE & SITE RENTAL	\$1,500	\$1,500	\$1,500	\$1,500	\$1,500	\$0	\$1,500	100.00
5301 - SMALL TOOLS & INSTRUMENTS	\$0	\$200	\$200	\$200	\$8	\$0	\$8	4.03
5311 - GENERAL OPERATING EXPENSE	\$5,265	\$6,565	\$6,715	\$6,889	\$6,375	\$195	\$6,570	95.37
5351 - UTILITIES	\$1,147	\$0	\$0	\$0	\$0	\$0	\$0	0.00
SERVICES & SUPPLIES	\$155,815	\$166,166	\$169,860	\$169,860	\$101,270	\$1,479	\$102,749	60.49

COUNTY OF INYO

BUD022BX - BUDGET INFORMATION

BUDGET TO ACTUAL COMPARE - THIRD QUARTER

RUNDATE: 03/31/2018 TODAY'S DATE: 05/02/2018

FOR FISCAL YEARS: 07/01/2017 - 06/30/2018

	YTD ACTUALS 06/30/2017	BOARD APPROVED 06/30/2018	WORKING BUDGET 06/30/2018	THIRD QUARTER 06/30/2018	YTD ACTUALS 06/30/2018	YTD ENC 06/30/2018	YTD ACTUALS + ENC	YTD % w/ ENC 06/30/2018
5124 - EXTERNAL CHARGES	\$318	\$4,500	\$4,500	\$4,500	\$221	\$0	\$221	4.92
5129 - INTERNAL COPY CHARGES	\$3	\$10	\$10	\$10	\$1	\$0	\$1	14.40
5152 - WORKERS COMPENSATION	\$771	\$925	\$925	\$925	\$693	\$0	\$693	75.00
5155 - PUBLIC LIABILITY INSURANCE	\$601	\$679	\$679	\$679	\$509	\$0	\$509	75.00
5315 - COUNTY COST PLAN	\$5,457	\$18,917	\$18,917	\$18,917	\$14,187	\$0	\$14,187	75.00
5333 - MOTOR POOL	\$16,004	\$8,000	\$8,000	\$8,000	\$6,833	\$0	\$6,833	85.42
INTERNAL CHARGES	\$23,156	\$33,031	\$33,031	\$33,031	\$22,447	\$0	\$22,447	67.95
OTHER CHARGES	\$0	\$0	\$0	\$0	\$0	\$0	\$0	0.00
FIXED ASSETS	\$0	\$0	\$0	\$0	\$0	\$0	\$0	0.00
5799 - DEPRECIATION	\$28,972	\$0	\$0	\$0	\$0	\$0	\$0	0.00
DEPRECIATION	\$28,972	\$0	\$0	\$0	\$0	\$0	\$0	0.00
OTHER FINANCING USES	\$0	\$0	\$0	\$0	\$0	\$0	\$0	0.00
RESERVES	\$0	\$0	\$0	\$0	\$0	\$0	\$0	0.00
TOTAL EXPENSES:	\$292,398	\$281,515	\$285,209	\$285,209	\$188,924	\$1,479	\$190,403	66.75
NET BUDGET UNIT: 152201 WATER SYSTEM - LONE PINE	(\$77,695)	\$0	(\$3,694)	(\$3,694)	\$3,385	(\$1,479)	\$1,906	-51.61

COUNTY OF INYO

BUD022BX - BUDGET INFORMATION

BUDGET TO ACTUAL COMPARE - THIRD QUARTER

RUNDATE: 03/31/2018 TODAY'S DATE: 05/02/2018

FOR FISCAL YEARS: 07/01/2017 - 06/30/2018

	YTD ACTUALS 06/30/2017	BOARD APPROVED 06/30/2018	WORKING BUDGET 06/30/2018	THIRD QUARTER 06/30/2018	YTD ACTUALS 06/30/2018	YTD ENC 06/30/2018	YTD ACTUALS + ENC	YTD % w/ ENC 06/30/2018
152301 WATER SYSTEM - LAWS								
FUND: 1523 WATER SYSTEM - LAWS								
REVENUES:								
4301 - INTEREST FROM TREASURY	\$10	\$0	\$0	\$0	(\$1)	\$0	(\$1)	0.00
REV USE OF MONEY & PROPERTY	\$10	\$0	\$0	\$0	(\$1)	\$0	(\$1)	0.00
AID FROM OTHER GOVT AGENCIES	\$0	\$0	\$0	\$0	\$0	\$0	\$0	0.00
4801 - WATER SERVICE	\$6,904	\$7,700	\$7,700	\$7,700	\$5,710	\$0	\$5,710	74.15
CHARGES FOR CURRENT SERVICES	\$6,904	\$7,700	\$7,700	\$7,700	\$5,710	\$0	\$5,710	74.15
4998 - OPERATING TRANSFERS IN	\$0	\$9,662	\$9,662	\$9,662	\$4,831	\$0	\$4,831	50.00
OTHER FINANCING SOURCES	\$0	\$9,662	\$9,662	\$9,662	\$4,831	\$0	\$4,831	50.00
OTHER REVENUE	\$0	\$0	\$0	\$0	\$0	\$0	\$0	0.00
TOTAL REVENUES:	\$6,914	\$17,362	\$17,362	\$17,362	\$10,539	\$0	\$10,539	60.70
EXPENSES:								
5001 - SALARIED EMPLOYEES	\$746	\$755	\$755	\$755	\$554	\$0	\$554	73.39
5003 - OVERTIME	\$8	\$0	\$0	\$8	\$36	\$0	\$36	459.25
5021 - RETIREMENT & SOCIAL	\$56	\$59	\$59	\$59	\$44	\$0	\$44	75.11
5022 - PERS RETIREMENT	\$198	\$126	\$126	\$126	\$92	\$0	\$92	73.50
5024 - RETIREMENT-UNFUNDED LIAB	\$0	\$92	\$92	\$92	\$92	\$0	\$92	100.00
5031 - MEDICAL INSURANCE	\$106	\$115	\$115	\$115	\$81	\$0	\$81	70.64
5032 - DISABILITY INSURANCE	\$6	\$7	\$7	\$7	\$5	\$0	\$5	76.00
5042 - SICK LEAVE BUY OUT	\$0	\$8	\$8	\$0	\$0	\$0	\$0	0.00
SALARIES & BENEFITS	\$1,123	\$1,162	\$1,162	\$1,162	\$906	\$0	\$906	78.00
5122 - CELL PHONES	\$19	\$20	\$20	\$20	\$9	\$0	\$9	46.05
5173 - MAINTENANCE OF	\$1,003	\$1,800	\$1,070	\$600	\$62	\$67	\$130	21.71
5265 - PROFESSIONAL & SPECIAL	\$987	\$940	\$1,081	\$1,081	\$725	\$0	\$725	67.10
5311 - GENERAL OPERATING EXPENSE	\$989	\$1,544	\$1,427	\$1,897	\$1,349	\$85	\$1,434	75.63
5351 - UTILITIES	\$2,543	\$2,600	\$3,408	\$3,408	\$2,562	\$0	\$2,562	75.19
SERVICES & SUPPLIES	\$5,542	\$6,904	\$7,006	\$7,006	\$4,709	\$152	\$4,862	69.40
5152 - WORKERS COMPENSATION	\$11	\$13	\$13	\$13	\$9	\$0	\$9	74.76
5155 - PUBLIC LIABILITY INSURANCE	\$7	\$9	\$9	\$9	\$6	\$0	\$6	75.00
5315 - COUNTY COST PLAN	\$2,504	\$9,274	\$9,274	\$9,274	\$6,955	\$0	\$6,955	75.00
INTERNAL CHARGES	\$2,522	\$9,296	\$9,296	\$9,296	\$6,971	\$0	\$6,971	75.00

COUNTY OF INYO

BUD022BX - BUDGET INFORMATION

BUDGET TO ACTUAL COMPARE - THIRD QUARTER

RUNDATE: 03/31/2018 TODAY'S DATE: 05/02/2018

FOR FISCAL YEARS: 07/01/2017 - 06/30/2018

	YTD ACTUALS 06/30/2017	BOARD APPROVED 06/30/2018	WORKING BUDGET 06/30/2018	THIRD QUARTER 06/30/2018	YTD ACTUALS 06/30/2018	YTD ENC 06/30/2018	YTD ACTUALS + ENC	YTD % w/ ENC 06/30/2018
FIXED ASSETS	\$0	\$0	\$0	\$0	\$0	\$0	\$0	0.00
5799 - DEPRECIATION	\$7,702	\$0	\$0	\$0	\$0	\$0	\$0	0.00
DEPRECIATION	\$7,702	\$0	\$0	\$0	\$0	\$0	\$0	0.00
OTHER FINANCING USES	\$0	\$0	\$0	\$0	\$0	\$0	\$0	0.00
RESERVES	\$0	\$0	\$0	\$0	\$0	\$0	\$0	0.00
TOTAL EXPENSES:	\$16,891	\$17,362	\$17,464	\$17,464	\$12,587	\$152	\$12,740	72.95
NET BUDGET UNIT: 152301 WATER SYSTEM - LAWS	(\$9,976)	\$0	(\$102)	(\$102)	(\$2,048)	(\$152)	(\$2,201)	2,157.92

COUNTY OF INYO

BUD022BX - BUDGET INFORMATION

BUDGET TO ACTUAL COMPARE - THIRD QUARTER

RUNDATE: 03/31/2018 TODAY'S DATE: 05/02/2018

FOR FISCAL YEARS: 07/01/2017 - 06/30/2018

	YTD ACTUALS 06/30/2017	BOARD APPROVED 06/30/2018	WORKING BUDGET 06/30/2018	THIRD QUARTER 06/30/2018	YTD ACTUALS 06/30/2018	YTD ENC 06/30/2018	YTD ACTUALS + ENC	YTD % w/ ENC 06/30/2018
SALARIES & BENEFITS	\$295,205	\$352,139	\$352,139	\$318,668	\$192,570	\$0	\$192,570	60.42
5112 - PERSONAL & SAFETY	\$1,392	\$1,800	\$1,800	\$1,800	\$878	\$0	\$878	48.79
5122 - CELL PHONES	\$1,841	\$1,548	\$1,548	\$1,948	\$850	\$0	\$850	43.66
5154 - UNEMPLOYMENT INSURANCE	\$689	\$2,500	\$2,500	\$2,500	\$2,295	\$0	\$2,295	91.80
5171 - MAINTENANCE OF EQUIPMENT	\$761	\$5,000	\$5,000	\$5,000	\$1,784	\$0	\$1,784	35.69
5173 - MAINTENANCE OF	\$7,464	\$10,000	\$10,000	\$5,000	\$25	\$0	\$25	0.50
5211 - MEMBERSHIPS	\$3,935	\$5,332	\$5,332	\$4,982	\$4,981	\$0	\$4,981	99.98
5232 - OFFICE & OTHER EQUIP < \$5,000	\$940	\$2,000	\$0	\$0	\$0	\$0	\$0	0.00
5263 - ADVERTISING	\$409	\$400	\$400	\$300	\$222	\$0	\$222	74.00
5265 - PROFESSIONAL & SPECIAL	\$18,513	\$76,100	\$77,245	\$52,245	\$44,084	\$3,468	\$47,552	91.01
5291 - OFFICE, SPACE & SITE RENTAL	\$293	\$685	\$312	\$312	\$311	\$0	\$311	99.99
5301 - SMALL TOOLS & INSTRUMENTS	\$697	\$1,000	\$1,000	\$1,000	\$35	\$0	\$35	3.52
5311 - GENERAL OPERATING EXPENSE	\$33,096	\$342,278	\$321,171	\$321,171	\$264,620	\$12,357	\$276,977	86.24
5331 - TRAVEL EXPENSE	\$1,521	\$5,000	\$5,000	\$5,000	\$2,525	\$0	\$2,525	50.50
5351 - UTILITIES	\$1,681	\$1,680	\$1,960	\$1,960	\$1,375	\$0	\$1,375	70.18
SERVICES & SUPPLIES	\$73,239	\$455,323	\$433,268	\$403,218	\$323,988	\$15,826	\$339,814	84.27
5123 - TECH REFRESH EXPENSE	\$1,173	\$1,160	\$1,160	\$1,160	\$870	\$0	\$870	75.00
5124 - EXTERNAL CHARGES	\$4,150	\$4,451	\$4,451	\$4,451	\$1,347	\$0	\$1,347	30.26
5129 - INTERNAL COPY CHARGES	\$208	\$152	\$152	\$152	\$57	\$0	\$57	38.11
5152 - WORKERS COMPENSATION	\$2,577	\$3,288	\$3,288	\$3,288	\$2,466	\$0	\$2,466	75.00
5155 - PUBLIC LIABILITY INSURANCE	\$1,807	\$2,107	\$2,107	\$2,107	\$1,580	\$0	\$1,580	75.00
5315 - COUNTY COST PLAN	\$36,485	\$22,296	\$22,296	\$22,296	\$16,722	\$0	\$16,722	75.00
5333 - MOTOR POOL	\$41,485	\$35,000	\$35,000	\$45,000	\$19,193	\$0	\$19,193	42.65
INTERNAL CHARGES	\$87,886	\$68,454	\$68,454	\$78,454	\$42,236	\$0	\$42,236	53.83
5650 - EQUIPMENT	\$0	\$35,000	\$35,000	\$35,000	\$0	\$17,814	\$17,814	50.89
FIXED ASSETS	\$0	\$35,000	\$35,000	\$35,000	\$0	\$17,814	\$17,814	50.89
5799 - DEPRECIATION	\$11,766	\$0	\$0	\$0	\$0	\$0	\$0	0.00
DEPRECIATION	\$11,766	\$0	\$0	\$0	\$0	\$0	\$0	0.00
5801 - OPERATING TRANSFERS OUT	\$86,608	\$0	\$0	\$0	\$0	\$0	\$0	0.00
OTHER FINANCING USES	\$86,608	\$0	\$0	\$0	\$0	\$0	\$0	0.00
RESERVES	\$0	\$0	\$0	\$0	\$0	\$0	\$0	0.00
TOTAL EXPENSES:	\$554,706	\$910,916	\$888,861	\$835,340	\$558,795	\$33,640	\$592,436	70.92
NET BUDGET UNIT: 154101 INYO MOSQUITO ABATEMENT	(\$32,257)	(\$105,316)	(\$106,461)	(\$82,940)	(\$38,463)	(\$33,640)	(\$72,104)	86.93

COUNTY OF INYO

BUD022BX - BUDGET INFORMATION

BUDGET TO ACTUAL COMPARE - THIRD QUARTER

RUNDATE: 03/31/2018 TODAY'S DATE: 05/02/2018

FOR FISCAL YEARS: 07/01/2017 - 06/30/2018

	YTD ACTUALS 06/30/2017	BOARD APPROVED 06/30/2018	WORKING BUDGET 06/30/2018	THIRD QUARTER 06/30/2018	YTD ACTUALS 06/30/2018	YTD ENC 06/30/2018	YTD ACTUALS + ENC	YTD % w/ ENC 06/30/2018
200100 MOTOR POOL OPERATING								
FUND: 2001 MOTOR POOL - OPERATING								
REVENUES:								
4301 - INTEREST FROM TREASURY	\$4,821	\$2,000	\$2,000	\$3,000	\$2,181	\$0	\$2,181	72.71
REV USE OF MONEY & PROPERTY	\$4,821	\$2,000	\$2,000	\$3,000	\$2,181	\$0	\$2,181	72.71
AID FROM OTHER GOVT AGENCIES	\$0	\$0	\$0	\$0	\$0	\$0	\$0	0.00
4818 - MOTOR POOL CHARGES	\$1,125,869	\$1,050,000	\$1,050,000	\$900,000	\$563,301	\$0	\$563,301	62.58
CHARGES FOR CURRENT SERVICES	\$1,125,869	\$1,050,000	\$1,050,000	\$900,000	\$563,301	\$0	\$563,301	62.58
4998 - OPERATING TRANSFERS IN	\$562,905	\$587,247	\$587,247	\$601,247	\$12,949	\$0	\$12,949	2.15
OTHER FINANCING SOURCES	\$562,905	\$587,247	\$587,247	\$601,247	\$12,949	\$0	\$12,949	2.15
4911 - SALES OF FIXED ASSETS	\$60,267	\$25,500	\$25,500	\$40,000	\$35,180	\$0	\$35,180	87.95
4959 - MISCELLANEOUS REVENUE	\$697	\$0	\$0	\$0	\$0	\$0	\$0	0.00
4961 - REIMBURSED EXPENSES	\$725	\$0	\$0	\$0	\$0	\$0	\$0	0.00
OTHER REVENUE	\$61,690	\$25,500	\$25,500	\$40,000	\$35,180	\$0	\$35,180	87.95
TOTAL REVENUES:	\$1,755,286	\$1,664,747	\$1,664,747	\$1,544,247	\$613,613	\$0	\$613,613	39.73
EXPENSES:								
5001 - SALARIED EMPLOYEES	\$86,324	\$87,921	\$87,921	\$87,921	\$63,988	\$0	\$63,988	72.77
5003 - OVERTIME	\$1,028	\$6,860	\$6,860	\$6,178	\$365	\$0	\$365	5.91
5012 - PART TIME EMPLOYEES	\$23,495	\$24,858	\$24,858	\$24,858	\$18,070	\$0	\$18,070	72.69
5021 - RETIREMENT & SOCIAL	\$8,322	\$9,164	\$9,164	\$9,164	\$6,172	\$0	\$6,172	67.35
5022 - PERS RETIREMENT	\$30,642	\$12,751	\$12,751	\$12,751	\$10,701	\$0	\$10,701	83.92
5024 - RETIREMENT-UNFUNDED LIAB	\$0	\$10,987	\$10,987	\$10,987	\$10,987	\$0	\$10,987	100.00
5025 - RETIREE HEALTH BENEFITS	\$20,983	\$22,014	\$22,014	\$22,014	\$16,510	\$0	\$16,510	75.00
5031 - MEDICAL INSURANCE	\$19,312	\$18,791	\$18,791	\$18,791	\$13,741	\$0	\$13,741	73.12
5032 - DISABILITY INSURANCE	\$959	\$1,173	\$1,173	\$1,173	\$735	\$0	\$735	62.69
5042 - SICK LEAVE BUY OUT	\$1,649	\$0	\$0	\$682	\$681	\$0	\$681	99.92
5045 - COMPENSATED ABSENCE	\$891	\$0	\$0	\$0	\$0	\$0	\$0	0.00
SALARIES & BENEFITS	\$193,608	\$194,519	\$194,519	\$194,519	\$141,953	\$0	\$141,953	72.97
5171 - MAINTENANCE OF EQUIPMENT	\$126,659	\$145,000	\$156,238	\$156,238	\$81,466	\$31,321	\$112,788	72.18
5173 - MAINTENANCE OF	\$19,159	\$25,000	\$37,686	\$37,686	\$10,966	\$16,317	\$27,284	72.39
5178 - MOTOR POOL FUEL	\$323,106	\$358,800	\$358,800	\$358,800	\$234,404	\$0	\$234,404	65.33
5199 - MAINT OF	\$738	\$0	\$0	\$0	\$0	\$0	\$0	0.00
5232 - OFFICE & OTHER EQUIP < \$5,000	\$56,684	\$9,000	\$9,000	\$9,000	\$129	\$0	\$129	1.43
5263 - ADVERTISING	\$1,145	\$1,300	\$1,300	\$1,300	\$372	\$0	\$372	28.68
5265 - PROFESSIONAL & SPECIAL	\$17,297	\$21,830	\$21,830	\$21,830	\$7,177	\$0	\$7,177	32.87

COUNTY OF INYO

BUD022BX - BUDGET INFORMATION

BUDGET TO ACTUAL COMPARE - THIRD QUARTER

RUNDATE: 03/31/2018 TODAY'S DATE: 05/02/2018

FOR FISCAL YEARS: 07/01/2017 - 06/30/2018

	YTD ACTUALS 06/30/2017	BOARD APPROVED 06/30/2018	WORKING BUDGET 06/30/2018	THIRD QUARTER 06/30/2018	YTD ACTUALS 06/30/2018	YTD ENC 06/30/2018	YTD ACTUALS + ENC	YTD % w/ ENC 06/30/2018
5281 - RENTS & LEASES-EQUIPMENT	(\$39,460)	\$480,000	\$480,000	\$494,000	\$323,875	\$123,501	\$447,377	90.56
5291 - OFFICE, SPACE & SITE RENTAL	\$500	\$500	\$500	\$500	\$0	\$0	\$0	0.00
5311 - GENERAL OPERATING EXPENSE	\$4,424	\$4,845	\$4,845	\$4,845	\$3,869	\$0	\$3,869	79.86
5331 - TRAVEL EXPENSE	\$0	\$500	\$500	\$500	\$0	\$0	\$0	0.00
5351 - UTILITIES	\$882	\$1,320	\$1,320	\$1,320	\$606	\$0	\$606	45.97
SERVICES & SUPPLIES	\$511,138	\$1,048,095	\$1,072,019	\$1,086,019	\$662,869	\$171,141	\$834,011	76.79
5123 - TECH REFRESH EXPENSE	\$1,157	\$3,694	\$3,694	\$3,694	\$2,770	\$0	\$2,770	75.00
5124 - EXTERNAL CHARGES	\$124,778	\$2,000	\$2,000	\$2,000	\$40	\$0	\$40	2.01
5128 - INTERNAL SHREDDING	\$124	\$130	\$130	\$130	\$0	\$0	\$0	0.00
5129 - INTERNAL COPY CHARGES	\$366	\$276	\$276	\$276	\$189	\$0	\$189	68.76
5152 - WORKERS COMPENSATION	\$6,125	\$1,852	\$1,852	\$1,852	\$1,388	\$0	\$1,388	75.00
5155 - PUBLIC LIABILITY INSURANCE	\$1,033	\$1,358	\$1,358	\$1,358	\$1,018	\$0	\$1,018	75.00
5315 - COUNTY COST PLAN	(\$32,364)	\$38,927	\$38,927	\$38,927	\$29,195	\$0	\$29,195	75.00
5333 - MOTOR POOL	\$10,183	\$9,600	\$9,600	\$9,600	\$7,112	\$0	\$7,112	74.08
INTERNAL CHARGES	\$111,403	\$57,837	\$57,837	\$57,837	\$41,715	\$0	\$41,715	72.12
OTHER CHARGES	\$0	\$0	\$0	\$0	\$0	\$0	\$0	0.00
5655 - VEHICLES	\$0	\$315,000	\$587,246	\$587,246	\$212,913	\$59,752	\$272,666	46.43
FIXED ASSETS	\$0	\$315,000	\$587,246	\$587,246	\$212,913	\$59,752	\$272,666	46.43
5799 - DEPRECIATION	\$520,252	\$0	\$0	\$0	\$0	\$0	\$0	0.00
DEPRECIATION	\$520,252	\$0	\$0	\$0	\$0	\$0	\$0	0.00
OTHER FINANCING USES	\$0	\$0	\$0	\$0	\$0	\$0	\$0	0.00
RESERVES	\$0	\$0	\$0	\$0	\$0	\$0	\$0	0.00
TOTAL EXPENSES:	\$1,336,403	\$1,615,451	\$1,911,621	\$1,925,621	\$1,059,453	\$230,893	\$1,290,346	67.00
NET BUDGET UNIT: 200100 MOTOR POOL OPERATING	\$418,883	\$49,296	(\$246,874)	(\$381,374)	(\$445,840)	(\$230,893)	(\$676,733)	177.44

COUNTY OF INYO

BUD022BX - BUDGET INFORMATION

BUDGET TO ACTUAL COMPARE - THIRD QUARTER

RUNDATE: 03/31/2018 TODAY'S DATE: 05/02/2018

FOR FISCAL YEARS: 07/01/2017 - 06/30/2018

	YTD ACTUALS 06/30/2017	BOARD APPROVED 06/30/2018	WORKING BUDGET 06/30/2018	THIRD QUARTER 06/30/2018	YTD ACTUALS 06/30/2018	YTD ENC 06/30/2018	YTD ACTUALS + ENC	YTD % w/ ENC 06/30/2018
200200 MOTOR POOL REPLACEMENT								
FUND: 2002 MOTOR POOL - REPLACEMENT								
REVENUES:								
4301 - INTEREST FROM TREASURY	\$9,658	\$5,000	\$5,000	\$5,000	\$2,311	\$0	\$2,311	46.22
REV USE OF MONEY & PROPERTY	\$9,658	\$5,000	\$5,000	\$5,000	\$2,311	\$0	\$2,311	46.22
4818 - MOTOR POOL CHARGES	\$405,655	\$357,000	\$357,000	\$357,000	\$242,152	\$0	\$242,152	67.82
CHARGES FOR CURRENT SERVICES	\$405,655	\$357,000	\$357,000	\$357,000	\$242,152	\$0	\$242,152	67.82
TOTAL REVENUES:	\$415,313	\$362,000	\$362,000	\$362,000	\$244,463	\$0	\$244,463	67.53
EXPENSES:								
INTERNAL CHARGES	\$0	\$0	\$0	\$0	\$0	\$0	\$0	0.00
FIXED ASSETS	\$0	\$0	\$0	\$0	\$0	\$0	\$0	0.00
5801 - OPERATING TRANSFERS OUT	\$562,905	\$587,247	\$587,247	\$601,247	\$12,949	\$0	\$12,949	2.15
OTHER FINANCING USES	\$562,905	\$587,247	\$587,247	\$601,247	\$12,949	\$0	\$12,949	2.15
TOTAL EXPENSES:	\$562,905	\$587,247	\$587,247	\$601,247	\$12,949	\$0	\$12,949	2.15
NET BUDGET UNIT: 200200 MOTOR POOL REPLACEMENT	(\$147,592)	(\$225,247)	(\$225,247)	(\$239,247)	\$231,514	\$0	\$231,514	-96.76

COUNTY OF INYO

BUD022BX - BUDGET INFORMATION

BUDGET TO ACTUAL COMPARE - THIRD QUARTER

RUNDATE: 03/31/2018 TODAY'S DATE: 05/02/2018

FOR FISCAL YEARS: 07/01/2017 - 06/30/2018

	YTD ACTUALS 06/30/2017	BOARD APPROVED 06/30/2018	WORKING BUDGET 06/30/2018	THIRD QUARTER 06/30/2018	YTD ACTUALS 06/30/2018	YTD ENC 06/30/2018	YTD ACTUALS + ENC	YTD % w/ ENC 06/30/2018
200300 PURCHASING REVOLVING								
FUND: 2000 PURCHASING REVOLVING								
REVENUES:								
4825 - OTHER CURRENT CHARGES	\$154,550	\$175,000	\$175,000	\$175,000	\$85,591	\$0	\$85,591	48.90
4828 - INTERNAL SHREDDING	\$0	\$0	\$0	\$0	\$10,561	\$0	\$10,561	0.00
CHARGES FOR CURRENT SERVICES	\$154,550	\$175,000	\$175,000	\$175,000	\$96,153	\$0	\$96,153	54.94
4961 - REIMBURSED EXPENSES	\$2,904	\$0	\$0	\$0	\$2,582	\$0	\$2,582	0.00
OTHER REVENUE	\$2,904	\$0	\$0	\$0	\$2,582	\$0	\$2,582	0.00
TOTAL REVENUES:	\$157,455	\$175,000	\$175,000	\$175,000	\$98,735	\$0	\$98,735	56.42
EXPENSES:								
5311 - GENERAL OPERATING EXPENSE	\$152,664	\$175,000	\$181,839	\$181,839	\$106,849	\$17,913	\$124,762	68.61
SERVICES & SUPPLIES	\$152,664	\$175,000	\$181,839	\$181,839	\$106,849	\$17,913	\$124,762	68.61
INTERNAL CHARGES	\$0	\$0	\$0	\$0	\$0	\$0	\$0	0.00
OTHER FINANCING USES	\$0	\$0	\$0	\$0	\$0	\$0	\$0	0.00
RESERVES	\$0	\$0	\$0	\$0	\$0	\$0	\$0	0.00
TOTAL EXPENSES:	\$152,664	\$175,000	\$181,839	\$181,839	\$106,849	\$17,913	\$124,762	68.61
NET BUDGET UNIT: 200300 PURCHASING REVOLVING	\$4,790	\$0	(\$6,839)	(\$6,839)	(\$8,113)	(\$17,913)	(\$26,026)	380.56

COUNTY OF INYO

BUD022BX - BUDGET INFORMATION

BUDGET TO ACTUAL COMPARE - THIRD QUARTER

RUNDATE: 03/31/2018 TODAY'S DATE: 05/02/2018

FOR FISCAL YEARS: 07/01/2017 - 06/30/2018

	YTD ACTUALS 06/30/2017	BOARD APPROVED 06/30/2018	WORKING BUDGET 06/30/2018	THIRD QUARTER 06/30/2018	YTD ACTUALS 06/30/2018	YTD ENC 06/30/2018	YTD ACTUALS + ENC	YTD % w/ ENC 06/30/2018
RESERVES	\$0	\$0	\$0	\$0	\$0	\$0	\$0	0.00
TOTAL EXPENSES:	\$118,736	\$55,894	\$63,749	\$63,749	\$18,190	\$7,982	\$26,173	41.05
NET BUDGET UNIT: 451001 LOCAL AGENCY FORMATION	(\$32,658)	\$2,591	(\$5,264)	(\$5,264)	\$25,409	(\$7,982)	\$17,426	-331.05

COUNTY OF INYO

BUD022BX - BUDGET INFORMATION

BUDGET TO ACTUAL COMPARE - THIRD QUARTER

RUNDATE: 03/31/2018 TODAY'S DATE: 05/02/2018

FOR FISCAL YEARS: 07/01/2017 - 06/30/2018

	YTD ACTUALS 06/30/2017	BOARD APPROVED 06/30/2018	WORKING BUDGET 06/30/2018	THIRD QUARTER 06/30/2018	YTD ACTUALS 06/30/2018	YTD ENC 06/30/2018	YTD ACTUALS + ENC	YTD % w/ ENC 06/30/2018
500202 ELECTION INNOVATION TRUST								
FUND: 5493 ELECTION INNOVATION TRUST								
REVENUES:								
4301 - INTEREST FROM TREASURY	\$923	\$0	\$0	\$0	\$517	\$0	\$517	0.00
REV USE OF MONEY & PROPERTY	\$923	\$0	\$0	\$0	\$517	\$0	\$517	0.00
4998 - OPERATING TRANSFERS IN	\$130,000	\$0	\$3,000	\$3,000	\$0	\$0	\$0	0.00
OTHER FINANCING SOURCES	\$130,000	\$0	\$3,000	\$3,000	\$0	\$0	\$0	0.00
TOTAL REVENUES:	\$130,923	\$0	\$3,000	\$3,000	\$517	\$0	\$517	17.23
EXPENSES:								
5650 - EQUIPMENT	\$0	\$0	\$219,810	\$219,810	\$201,796	\$8,013	\$209,809	95.45
FIXED ASSETS	\$0	\$0	\$219,810	\$219,810	\$201,796	\$8,013	\$209,809	95.45
OTHER FINANCING USES	\$0	\$0	\$0	\$0	\$0	\$0	\$0	0.00
TOTAL EXPENSES:	\$0	\$0	\$219,810	\$219,810	\$201,796	\$8,013	\$209,809	95.45
NET BUDGET UNIT: 500202 ELECTION INNOVATION TRUST	\$130,923	\$0	(\$216,810)	(\$216,810)	(\$201,278)	(\$8,013)	(\$209,292)	96.53

COUNTY OF INYO

BUD022BX - BUDGET INFORMATION

BUDGET TO ACTUAL COMPARE - THIRD QUARTER

RUNDATE: 03/31/2018 TODAY'S DATE: 05/02/2018

FOR FISCAL YEARS: 07/01/2017 - 06/30/2018

	YTD ACTUALS 06/30/2017	BOARD APPROVED 06/30/2018	WORKING BUDGET 06/30/2018	THIRD QUARTER 06/30/2018	YTD ACTUALS 06/30/2018	YTD ENC 06/30/2018	YTD ACTUALS + ENC	YTD % w/ ENC 06/30/2018
500902 WORKERS COMPENSATION TRUST								
FUND: 5700 WORKERS COMPENSATION TRUST								
REVENUES:								
REV USE OF MONEY & PROPERTY	\$0	\$0	\$0	\$0	\$0	\$0	\$0	0.00
4676 - RESTITUTION	\$360	\$0	\$1,000	\$1,000	\$600	\$0	\$600	60.00
4822 - INTRA COUNTY INSURANCE	\$881,428	\$1,091,918	\$1,091,918	\$1,091,918	\$819,038	\$0	\$819,038	75.00
CHARGES FOR CURRENT SERVICES	\$881,788	\$1,091,918	\$1,092,918	\$1,092,918	\$819,638	\$0	\$819,638	75.00
OTHER REVENUE	\$0	\$0	\$0	\$0	\$0	\$0	\$0	0.00
TOTAL REVENUES:	\$881,788	\$1,091,918	\$1,092,918	\$1,092,918	\$819,638	\$0	\$819,638	75.00
EXPENSES:								
5158 - INSURANCE PREMIUM	\$811,957	\$992,000	\$992,000	\$992,000	\$824,042	\$0	\$824,042	83.06
5265 - PROFESSIONAL & SPECIAL	\$84,856	\$91,101	\$91,101	\$91,101	\$64,885	\$0	\$64,885	71.22
5311 - GENERAL OPERATING EXPENSE	\$4,830	\$5,567	\$6,567	\$6,567	\$5,375	\$0	\$5,375	81.85
5331 - TRAVEL EXPENSE	\$605	\$1,500	\$1,500	\$1,500	\$181	\$0	\$181	12.07
SERVICES & SUPPLIES	\$902,249	\$1,090,168	\$1,091,168	\$1,091,168	\$894,484	\$0	\$894,484	81.97
5333 - MOTOR POOL	\$761	\$1,750	\$1,750	\$1,750	\$181	\$0	\$181	10.39
INTERNAL CHARGES	\$761	\$1,750	\$1,750	\$1,750	\$181	\$0	\$181	10.39
TOTAL EXPENSES:	\$903,010	\$1,091,918	\$1,092,918	\$1,092,918	\$894,665	\$0	\$894,665	81.86
NET BUDGET UNIT: 500902 WORKERS COMPENSATION TRUST	(\$21,221)	\$0	\$0	\$0	(\$75,027)	\$0	(\$75,027)	0.00

COUNTY OF INYO

BUD022BX - BUDGET INFORMATION

BUDGET TO ACTUAL COMPARE - THIRD QUARTER

RUNDATE: 03/31/2018 TODAY'S DATE: 05/02/2018

FOR FISCAL YEARS: 07/01/2017 - 06/30/2018

	YTD ACTUALS 06/30/2017	BOARD APPROVED 06/30/2018	WORKING BUDGET 06/30/2018	THIRD QUARTER 06/30/2018	YTD ACTUALS 06/30/2018	YTD ENC 06/30/2018	YTD ACTUALS + ENC	YTD % w/ ENC 06/30/2018
500903 COUNTY LIABILITY TRUST								
FUND: 5701 COUNTY LIABILITY TRUST								
REVENUES:								
4301 - INTEREST FROM TREASURY	\$3,511	\$0	\$0	\$0	\$511	\$0	\$511	0.00
REV USE OF MONEY & PROPERTY	\$3,511	\$0	\$0	\$0	\$511	\$0	\$511	0.00
4822 - INTRA COUNTY INSURANCE	\$690,447	\$800,981	\$800,981	\$800,981	\$600,825	\$0	\$600,825	75.01
CHARGES FOR CURRENT SERVICES	\$690,447	\$800,981	\$800,981	\$800,981	\$600,825	\$0	\$600,825	75.01
4959 - MISCELLANEOUS REVENUE	\$8,895	\$0	\$0	\$0	\$0	\$0	\$0	0.00
OTHER REVENUE	\$8,895	\$0	\$0	\$0	\$0	\$0	\$0	0.00
TOTAL REVENUES:	\$702,854	\$800,981	\$800,981	\$800,981	\$601,337	\$0	\$601,337	75.07
EXPENSES:								
SALARIES & BENEFITS	\$0	\$0	\$0	\$0	\$0	\$0	\$0	0.00
5156 - INSURANCE CLAIMS	(\$76,114)	\$105,000	\$105,000	\$105,000	\$56,301	\$0	\$56,301	53.62
5158 - INSURANCE PREMIUM	\$241,474	\$334,600	\$334,600	\$334,600	\$323,224	\$0	\$323,224	96.60
5265 - PROFESSIONAL & SPECIAL	\$412,960	\$352,581	\$365,695	\$410,695	\$228,616	\$121,076	\$349,692	85.14
5311 - GENERAL OPERATING EXPENSE	\$4,470	\$5,500	\$5,500	\$5,500	\$4,470	\$0	\$4,470	81.27
5331 - TRAVEL EXPENSE	\$296	\$1,500	\$1,500	\$1,500	\$591	\$0	\$591	39.46
SERVICES & SUPPLIES	\$583,086	\$799,181	\$812,295	\$857,295	\$613,204	\$121,076	\$734,280	85.65
5333 - MOTOR POOL	\$1,304	\$1,800	\$1,800	\$1,800	\$791	\$0	\$791	43.97
INTERNAL CHARGES	\$1,304	\$1,800	\$1,800	\$1,800	\$791	\$0	\$791	43.97
5801 - OPERATING TRANSFERS OUT	\$0	\$0	\$48,763	\$48,763	\$0	\$0	\$0	0.00
OTHER FINANCING USES	\$0	\$0	\$48,763	\$48,763	\$0	\$0	\$0	0.00
RESERVES	\$0	\$0	\$0	\$0	\$0	\$0	\$0	0.00
TOTAL EXPENSES:	\$584,391	\$800,981	\$862,858	\$907,858	\$613,995	\$121,076	\$735,071	80.96
NET BUDGET UNIT: 500903 COUNTY LIABILITY TRUST	\$118,463	\$0	(\$61,877)	(\$106,877)	(\$12,658)	(\$121,076)	(\$133,734)	125.12

COUNTY OF INYO

BUD022BX - BUDGET INFORMATION

BUDGET TO ACTUAL COMPARE - THIRD QUARTER

RUNDATE: 03/31/2018 TODAY'S DATE: 05/02/2018

FOR FISCAL YEARS: 07/01/2017 - 06/30/2018

	YTD ACTUALS 06/30/2017	BOARD APPROVED 06/30/2018	WORKING BUDGET 06/30/2018	THIRD QUARTER 06/30/2018	YTD ACTUALS 06/30/2018	YTD ENC 06/30/2018	YTD ACTUALS + ENC	YTD % w/ ENC 06/30/2018
500904 MEDICAL MALPRACTICE TRUST								
FUND: 5702 MEDICAL MALPRACTICE TRUST								
REVENUES:								
4301 - INTEREST FROM TREASURY	\$164	\$0	\$0	\$0	\$57	\$0	\$57	0.00
REV USE OF MONEY & PROPERTY	\$164	\$0	\$0	\$0	\$57	\$0	\$57	0.00
4822 - INTRA COUNTY INSURANCE	\$68,791	\$69,670	\$69,670	\$69,670	\$52,252	\$0	\$52,252	75.00
CHARGES FOR CURRENT SERVICES	\$68,791	\$69,670	\$69,670	\$69,670	\$52,252	\$0	\$52,252	75.00
TOTAL REVENUES:	\$68,955	\$69,670	\$69,670	\$69,670	\$52,309	\$0	\$52,309	75.08
EXPENSES:								
5156 - INSURANCE CLAIMS	\$0	\$10,000	\$10,000	\$10,000	\$0	\$0	\$0	0.00
5158 - INSURANCE PREMIUM	\$15,342	\$18,000	\$18,000	\$18,000	\$18,000	\$0	\$18,000	100.00
5265 - PROFESSIONAL & SPECIAL	\$44,744	\$45,920	\$45,920	\$45,920	\$34,440	\$0	\$34,440	75.00
5311 - GENERAL OPERATING EXPENSE	\$4,470	\$4,750	\$4,750	\$4,750	\$4,470	\$0	\$4,470	94.11
5331 - TRAVEL EXPENSE	\$0	\$500	\$500	\$500	\$0	\$0	\$0	0.00
SERVICES & SUPPLIES	\$64,556	\$79,170	\$79,170	\$79,170	\$56,910	\$0	\$56,910	71.88
5333 - MOTOR POOL	\$214	\$500	\$500	\$500	\$0	\$0	\$0	0.00
INTERNAL CHARGES	\$214	\$500	\$500	\$500	\$0	\$0	\$0	0.00
TOTAL EXPENSES:	\$64,771	\$79,670	\$79,670	\$79,670	\$56,910	\$0	\$56,910	71.43
NET BUDGET UNIT: 500904 MEDICAL MALPRACTICE TRUST	\$4,183	(\$10,000)	(\$10,000)	(\$10,000)	(\$4,600)	\$0	(\$4,600)	46.00

COUNTY OF INYO

BUD022BX - BUDGET INFORMATION

BUDGET TO ACTUAL COMPARE - THIRD QUARTER

RUNDATE: 03/31/2018 TODAY'S DATE: 05/02/2018

FOR FISCAL YEARS: 07/01/2017 - 06/30/2018

	YTD ACTUALS 06/30/2017	BOARD APPROVED 06/30/2018	WORKING BUDGET 06/30/2018	THIRD QUARTER 06/30/2018	YTD ACTUALS 06/30/2018	YTD ENC 06/30/2018	YTD ACTUALS + ENC	YTD % w/ ENC 06/30/2018
504605 TRANSPORTATION & PLANNING TRST								
FUND: 5440 TRANSPORTATION & PLANNING TRST								
REVENUES:								
4061 - LOCAL TRANSPORTATION TAX	\$46,189	\$36,245	\$36,245	\$36,245	\$24,059	\$0	\$24,059	66.38
TAXES - SALES	\$46,189	\$36,245	\$36,245	\$36,245	\$24,059	\$0	\$24,059	66.38
4301 - INTEREST FROM TREASURY	\$4,936	\$1,300	\$1,300	\$1,300	\$1,407	\$0	\$1,407	108.29
REV USE OF MONEY & PROPERTY	\$4,936	\$1,300	\$1,300	\$1,300	\$1,407	\$0	\$1,407	108.29
4479 - STATE SUBVENTIONS	\$212,082	\$230,000	\$230,000	\$230,000	\$164,002	\$0	\$164,002	71.30
4498 - STATE GRANTS	\$57,507	\$0	\$0	\$0	\$0	\$0	\$0	0.00
4499 - STATE OTHER	\$200,000	\$0	\$0	\$0	\$0	\$0	\$0	0.00
4599 - OTHER AGENCIES	\$0	\$6,517	\$6,517	\$6,517	\$0	\$0	\$0	0.00
AID FROM OTHER GOVT AGENCIES	\$469,589	\$236,517	\$236,517	\$236,517	\$164,002	\$0	\$164,002	69.34
CHARGES FOR CURRENT SERVICES	\$0	\$0	\$0	\$0	\$0	\$0	\$0	0.00
OTHER REVENUE	\$0	\$0	\$0	\$0	\$0	\$0	\$0	0.00
TOTAL REVENUES:	\$520,714	\$274,062	\$274,062	\$274,062	\$189,470	\$0	\$189,470	69.13
EXPENSES:								
5001 - SALARIED EMPLOYEES	\$145,770	\$146,753	\$146,272	\$144,725	\$105,207	\$0	\$105,207	72.69
5021 - RETIREMENT & SOCIAL	\$10,684	\$11,079	\$10,500	\$10,500	\$7,847	\$0	\$7,847	74.73
5022 - PERS RETIREMENT	\$38,691	\$24,556	\$24,556	\$24,556	\$17,280	\$0	\$17,280	70.37
5024 - RETIREMENT-UNFUNDED LIAB	\$0	\$17,853	\$17,853	\$17,853	\$17,853	\$0	\$17,853	100.00
5025 - RETIREE HEALTH BENEFITS	\$4,126	\$4,367	\$4,367	\$4,367	\$3,275	\$0	\$3,275	75.00
5031 - MEDICAL INSURANCE	\$25,747	\$26,009	\$26,009	\$26,009	\$17,185	\$0	\$17,185	66.07
5032 - DISABILITY INSURANCE	\$1,215	\$1,408	\$1,408	\$1,408	\$909	\$0	\$909	64.56
5042 - SICK LEAVE BUY OUT	\$1,517	\$0	\$0	\$1,547	\$1,547	\$0	\$1,547	100.02
5043 - OTHER BENEFITS	\$564	\$1,440	\$2,500	\$2,500	\$1,789	\$0	\$1,789	71.56
SALARIES & BENEFITS	\$228,318	\$233,465	\$233,465	\$233,465	\$172,894	\$0	\$172,894	74.05
5232 - OFFICE & OTHER EQUIP <\$5,000	\$2,311	\$3,700	\$6,400	\$6,400	\$4,886	\$0	\$4,886	76.35
5263 - ADVERTISING	\$155	\$1,200	\$1,200	\$500	\$0	\$0	\$0	0.00
5265 - PROFESSIONAL & SPECIAL	\$61,776	\$139,332	\$136,664	\$136,664	\$14,711	\$13,618	\$28,330	20.72
5311 - GENERAL OPERATING EXPENSE	\$2,453	\$2,980	\$2,980	\$3,680	\$3,015	\$0	\$3,015	81.95
5331 - TRAVEL EXPENSE	\$7,512	\$4,060	\$4,060	\$4,060	\$920	\$0	\$920	22.66
SERVICES & SUPPLIES	\$74,209	\$151,272	\$151,304	\$151,304	\$23,534	\$13,618	\$37,153	24.55
5123 - TECH REFRESH EXPENSE	\$566	\$1,878	\$1,878	\$1,878	\$1,408	\$0	\$1,408	75.00
5124 - EXTERNAL CHARGES	\$17,314	\$37,281	\$37,281	\$37,281	\$3,361	\$0	\$3,361	9.01

COUNTY OF INYO

BUD022BX - BUDGET INFORMATION

BUDGET TO ACTUAL COMPARE - THIRD QUARTER

RUNDATE: 03/31/2018 TODAY'S DATE: 05/02/2018

FOR FISCAL YEARS: 07/01/2017 - 06/30/2018

	YTD ACTUALS 06/30/2017	BOARD APPROVED 06/30/2018	WORKING BUDGET 06/30/2018	THIRD QUARTER 06/30/2018	YTD ACTUALS 06/30/2018	YTD ENC 06/30/2018	YTD ACTUALS + ENC	YTD % w/ ENC 06/30/2018
5129 - INTERNAL COPY CHARGES	\$992	\$624	\$624	\$624	\$268	\$0	\$268	42.95
5152 - WORKERS COMPENSATION	\$2,074	\$2,452	\$2,452	\$2,452	\$1,838	\$0	\$1,838	75.00
5155 - PUBLIC LIABILITY INSURANCE	\$1,618	\$1,799	\$1,799	\$1,799	\$1,349	\$0	\$1,349	75.00
5315 - COUNTY COST PLAN	\$10,679	\$18,671	\$18,671	\$18,671	\$14,003	\$0	\$14,003	75.00
5333 - MOTOR POOL	\$0	\$1,620	\$1,620	\$1,620	\$281	\$0	\$281	17.38
INTERNAL CHARGES	\$33,244	\$64,325	\$64,325	\$64,325	\$22,511	\$0	\$22,511	35.00
5539 - OTHER AGENCY	\$125,595	\$10,000	\$10,000	\$10,000	\$0	\$0	\$0	0.00
OTHER CHARGES	\$125,595	\$10,000	\$10,000	\$10,000	\$0	\$0	\$0	0.00
5650 - EQUIPMENT	\$0	\$15,000	\$15,000	\$15,000	\$0	\$0	\$0	0.00
FIXED ASSETS	\$0	\$15,000	\$15,000	\$15,000	\$0	\$0	\$0	0.00
OTHER FINANCING USES	\$0	\$0	\$0	\$0	\$0	\$0	\$0	0.00
RESERVES	\$0	\$0	\$0	\$0	\$0	\$0	\$0	0.00
TOTAL EXPENSES:	\$461,366	\$474,062	\$474,094	\$474,094	\$218,940	\$13,618	\$232,559	49.05
NET BUDGET UNIT: 504605 TRANSPORTATION & PLANNING	\$59,348	(\$200,000)	(\$200,032)	(\$200,032)	(\$29,470)	(\$13,618)	(\$43,088)	21.54

COUNTY OF INYO

BUD022BX - BUDGET INFORMATION

BUDGET TO ACTUAL COMPARE - THIRD QUARTER

RUNDATE: 03/31/2018 TODAY'S DATE: 05/02/2018

FOR FISCAL YEARS: 07/01/2017 - 06/30/2018

	YTD ACTUALS 06/30/2017	BOARD APPROVED 06/30/2018	WORKING BUDGET 06/30/2018	THIRD QUARTER 06/30/2018	YTD ACTUALS 06/30/2018	YTD ENC 06/30/2018	YTD ACTUALS + ENC	YTD % w/ ENC 06/30/2018
610189 GREAT BASIN APC GRANT								
FUND: 6000 GREAT BASIN APC GRANT								
REVENUES:								
4301 - INTEREST FROM TREASURY	\$1,064	\$0	\$0	\$0	\$297	\$0	\$297	0.00
REV USE OF MONEY & PROPERTY	\$1,064	\$0	\$0	\$0	\$297	\$0	\$297	0.00
AID FROM OTHER GOVT AGENCIES	\$0	\$0	\$0	\$0	\$0	\$0	\$0	0.00
TOTAL REVENUES:	\$1,064	\$0	\$0	\$0	\$297	\$0	\$297	0.00
EXPENSES:								
5232 - OFFICE & OTHER EQUIP <\$5,000	\$7,992	\$1,500	\$1,505	\$1,505	\$0	\$5	\$5	0.33
5265 - PROFESSIONAL & SPECIAL	\$0	\$121,620	\$121,620	\$121,620	\$0	\$0	\$0	0.00
5311 - GENERAL OPERATING EXPENSE	\$720	\$1,000	\$1,000	\$1,000	\$0	\$0	\$0	0.00
SERVICES & SUPPLIES	\$8,712	\$124,120	\$124,125	\$124,125	\$0	\$5	\$5	0.00
FIXED ASSETS	\$0	\$0	\$0	\$0	\$0	\$0	\$0	0.00
OTHER FINANCING USES	\$0	\$0	\$0	\$0	\$0	\$0	\$0	0.00
TOTAL EXPENSES:	\$8,712	\$124,120	\$124,125	\$124,125	\$0	\$5	\$5	0.00
NET BUDGET UNIT: 610189 GREAT BASIN APC GRANT	(\$7,647)	(\$124,120)	(\$124,125)	(\$124,125)	\$297	(\$5)	\$292	-0.23

COUNTY OF INYO

BUD022BX - BUDGET INFORMATION

BUDGET TO ACTUAL COMPARE - THIRD QUARTER

RUNDATE: 03/31/2018 TODAY'S DATE: 05/02/2018

FOR FISCAL YEARS: 07/01/2017 - 06/30/2018

	YTD ACTUALS 06/30/2017	BOARD APPROVED 06/30/2018	WORKING BUDGET 06/30/2018	THIRD QUARTER 06/30/2018	YTD ACTUALS 06/30/2018	YTD ENC 06/30/2018	YTD ACTUALS + ENC	YTD % w/ ENC 06/30/2018
610193 2014 PRE-DIASTER MITIGATION GR								
FUND: 6004 2014 PRE-DIASTER MITIGATION								
REVENUES:								
4555 - FEDERAL GRANTS	\$54,367	\$12,061	\$12,061	\$12,061	\$42,361	\$0	\$42,361	351.22
AID FROM OTHER GOVT AGENCIES	\$54,367	\$12,061	\$12,061	\$12,061	\$42,361	\$0	\$42,361	351.22
TOTAL REVENUES:	\$54,367	\$12,061	\$12,061	\$12,061	\$42,361	\$0	\$42,361	351.22
EXPENSES:								
5263 - ADVERTISING	\$247	\$600	\$600	\$600	\$0	\$0	\$0	0.00
5265 - PROFESSIONAL & SPECIAL	\$26,288	\$6,000	\$27,498	\$27,498	\$17,559	\$0	\$17,559	63.85
5311 - GENERAL OPERATING EXPENSE	\$571	\$5,461	\$5,461	\$5,461	\$0	\$0	\$0	0.00
SERVICES & SUPPLIES	\$27,107	\$12,061	\$33,559	\$33,559	\$17,559	\$0	\$17,559	52.32
INTERNAL CHARGES	\$0	\$0	\$0	\$0	\$0	\$0	\$0	0.00
TOTAL EXPENSES:	\$27,107	\$12,061	\$33,559	\$33,559	\$17,559	\$0	\$17,559	52.32
NET BUDGET UNIT: 610193 2014 PRE-DIASTER MITIGATION GR	\$27,259	\$0	(\$21,498)	(\$21,498)	\$24,801	\$0	\$24,801	-115.36

COUNTY OF INYO

BUD022BX - BUDGET INFORMATION

BUDGET TO ACTUAL COMPARE - THIRD QUARTER

RUNDATE: 03/31/2018 TODAY'S DATE: 05/02/2018

FOR FISCAL YEARS: 07/01/2017 - 06/30/2018

	YTD ACTUALS 06/30/2017	BOARD APPROVED 06/30/2018	WORKING BUDGET 06/30/2018	THIRD QUARTER 06/30/2018	YTD ACTUALS 06/30/2018	YTD ENC 06/30/2018	YTD ACTUALS + ENC	YTD % w/ ENC 06/30/2018
613717 WORK INVESTMENT ACT 17-18								
FUND: 6841 WIA 2016-2017								
REVENUES:								
4498 - STATE GRANTS	\$0	\$129,871	\$119,893	\$119,893	\$7,506	\$0	\$7,506	6.26
AID FROM OTHER GOVT AGENCIES	\$0	\$129,871	\$119,893	\$119,893	\$7,506	\$0	\$7,506	6.26
TOTAL REVENUES:	\$0	\$129,871	\$119,893	\$119,893	\$7,506	\$0	\$7,506	6.26
EXPENSES:								
5001 - SALARIED EMPLOYEES	\$0	\$8,065	\$8,065	\$8,065	\$4,357	\$0	\$4,357	54.02
5021 - RETIREMENT & SOCIAL	\$0	\$635	\$635	\$635	\$346	\$0	\$346	54.63
5022 - PERS RETIREMENT	\$0	\$1,347	\$1,347	\$1,347	\$716	\$0	\$716	53.19
5024 - RETIREMENT-UNFUNDED LIAB	\$0	\$1,190	\$1,190	\$1,190	\$1,190	\$0	\$1,190	100.00
5031 - MEDICAL INSURANCE	\$0	\$1,702	\$1,343	\$1,343	\$811	\$0	\$811	60.42
5032 - DISABILITY INSURANCE	\$0	\$81	\$81	\$81	\$40	\$0	\$40	50.25
5042 - SICK LEAVE BUY OUT	\$0	\$61	\$61	\$61	\$0	\$0	\$0	0.00
5043 - OTHER BENEFITS	\$0	\$180	\$539	\$539	\$317	\$0	\$317	58.97
SALARIES & BENEFITS	\$0	\$13,261	\$13,261	\$13,261	\$7,780	\$0	\$7,780	58.67
5291 - OFFICE, SPACE & SITE RENTAL	\$0	\$651	\$651	\$651	\$0	\$0	\$0	0.00
5311 - GENERAL OPERATING EXPENSE	\$0	\$100	\$100	\$100	\$42	\$0	\$42	42.81
5351 - UTILITIES	\$0	\$1,000	\$1,000	\$916	\$13	\$0	\$13	1.52
SERVICES & SUPPLIES	\$0	\$1,751	\$1,751	\$1,667	\$56	\$0	\$56	3.40
5121 - INTERNAL CHARGES	\$0	\$0	\$0	\$84	\$14	\$0	\$14	17.03
5152 - WORKERS COMPENSATION	\$0	\$135	\$135	\$135	\$101	\$0	\$101	75.00
5155 - PUBLIC LIABILITY INSURANCE	\$0	\$99	\$99	\$99	\$74	\$0	\$74	75.00
5315 - COUNTY COST PLAN	\$0	\$2,075	\$2,075	\$2,075	\$1,556	\$0	\$1,556	75.00
INTERNAL CHARGES	\$0	\$2,309	\$2,309	\$2,393	\$1,746	\$0	\$1,746	72.96
5501 - SUPPORT & CARE OF PERSONS	\$0	\$112,550	\$102,572	\$102,572	\$0	\$0	\$0	0.00
OTHER CHARGES	\$0	\$112,550	\$102,572	\$102,572	\$0	\$0	\$0	0.00
TOTAL EXPENSES:	\$0	\$129,871	\$119,893	\$119,893	\$9,583	\$0	\$9,583	7.99
NET BUDGET UNIT: 613717 WORK INVESTMENT ACT 17-18	\$0	\$0	\$0	\$0	(\$2,076)	\$0	(\$2,076)	0.00

COUNTY OF INYO

BUD022BX - BUDGET INFORMATION

BUDGET TO ACTUAL COMPARE - THIRD QUARTER

RUNDATE: 03/31/2018 TODAY'S DATE: 05/02/2018

FOR FISCAL YEARS: 07/01/2017 - 06/30/2018

	YTD ACTUALS 06/30/2017	BOARD APPROVED 06/30/2018	WORKING BUDGET 06/30/2018	THIRD QUARTER 06/30/2018	YTD ACTUALS 06/30/2018	YTD ENC 06/30/2018	YTD ACTUALS + ENC	YTD % w/ ENC 06/30/2018
TOTAL EXPENSES:	\$144,690	\$58,676	\$43,741	\$43,741	\$42,529	\$0	\$42,529	97.22
NET BUDGET UNIT: 620416 OES-VWAC 16-17	(\$594)	\$0	\$0	\$0	\$1,211	\$0	\$1,211	0.00

COUNTY OF INYO

BUD022BX - BUDGET INFORMATION

BUDGET TO ACTUAL COMPARE - THIRD QUARTER

RUNDATE: 03/31/2018 TODAY'S DATE: 05/02/2018

FOR FISCAL YEARS: 07/01/2017 - 06/30/2018

	YTD ACTUALS 06/30/2017	BOARD APPROVED 06/30/2018	WORKING BUDGET 06/30/2018	THIRD QUARTER 06/30/2018	YTD ACTUALS 06/30/2018	YTD ENC 06/30/2018	YTD ACTUALS + ENC	YTD % w/ ENC 06/30/2018
620417 OES-VWAC 17-18								
FUND: 6849 OES-VWAC 17-18								
REVENUES:								
4498 - STATE GRANTS	\$0	\$110,354	\$110,639	\$110,639	\$25,542	\$0	\$25,542	23.08
AID FROM OTHER GOVT AGENCIES	\$0	\$110,354	\$110,639	\$110,639	\$25,542	\$0	\$25,542	23.08
TOTAL REVENUES:	\$0	\$110,354	\$110,639	\$110,639	\$25,542	\$0	\$25,542	23.08
EXPENSES:								
5001 - SALARIED EMPLOYEES	\$0	\$52,726	\$52,726	\$52,726	\$33,353	\$0	\$33,353	63.25
5021 - RETIREMENT & SOCIAL	\$0	\$4,240	\$4,240	\$4,240	\$2,610	\$0	\$2,610	61.55
5022 - PERS RETIREMENT	\$0	\$5,750	\$5,750	\$5,750	\$3,639	\$0	\$3,639	63.30
5024 - RETIREMENT-UNFUNDED LIAB	\$0	\$8,926	\$8,926	\$8,926	\$8,926	\$0	\$8,926	100.00
5031 - MEDICAL INSURANCE	\$0	\$4,098	\$4,098	\$4,098	\$2,286	\$0	\$2,286	55.80
5032 - DISABILITY INSURANCE	\$0	\$536	\$536	\$536	\$309	\$0	\$309	57.82
5034 - EDUCATION REIMBURSEMENT	\$0	\$350	\$350	\$350	\$224	\$0	\$224	64.00
5042 - SICK LEAVE BUY OUT	\$0	\$899	\$899	\$899	\$0	\$0	\$0	0.00
5043 - OTHER BENEFITS	\$0	\$1,800	\$1,800	\$1,800	\$1,135	\$0	\$1,135	63.07
SALARIES & BENEFITS	\$0	\$79,325	\$79,325	\$79,325	\$52,485	\$0	\$52,485	66.16
5122 - CELL PHONES	\$0	\$360	\$360	\$360	\$127	\$0	\$127	35.43
5232 - OFFICE & OTHER EQUIP < \$5,000	\$0	\$0	\$3,000	\$3,000	\$0	\$0	\$0	0.00
5265 - PROFESSIONAL & SPECIAL	\$0	\$1,925	\$1,925	\$1,925	\$0	\$0	\$0	0.00
5311 - GENERAL OPERATING EXPENSE	\$0	\$10,970	\$8,255	\$8,255	\$5,429	\$0	\$5,429	65.76
5331 - TRAVEL EXPENSE	\$0	\$4,500	\$4,500	\$4,500	\$1,115	\$0	\$1,115	24.78
5351 - UTILITIES	\$0	\$801	\$801	\$801	\$296	\$0	\$296	37.03
SERVICES & SUPPLIES	\$0	\$18,556	\$18,841	\$18,841	\$6,968	\$0	\$6,968	36.98
5121 - INTERNAL CHARGES	\$0	\$525	\$525	\$525	\$220	\$0	\$220	42.05
5123 - TECH REFRESH EXPENSE	\$0	\$908	\$908	\$908	\$605	\$0	\$605	66.68
5129 - INTERNAL COPY CHARGES	\$0	\$352	\$352	\$352	\$67	\$0	\$67	19.04
5152 - WORKERS COMPENSATION	\$0	\$823	\$823	\$823	\$548	\$0	\$548	66.66
5155 - PUBLIC LIABILITY INSURANCE	\$0	\$604	\$604	\$604	\$402	\$0	\$402	66.66
5315 - COUNTY COST PLAN	\$0	\$6,448	\$6,448	\$6,448	\$4,298	\$0	\$4,298	66.66
5333 - MOTOR POOL	\$0	\$2,813	\$2,813	\$2,813	\$894	\$0	\$894	31.79
INTERNAL CHARGES	\$0	\$12,473	\$12,473	\$12,473	\$7,037	\$0	\$7,037	56.42
TOTAL EXPENSES:	\$0	\$110,354	\$110,639	\$110,639	\$66,492	\$0	\$66,492	60.09
NET BUDGET UNIT: 620417 OES-VWAC 17-18	\$0	\$0	\$0	\$0	(\$40,950)	\$0	(\$40,950)	0.00

COUNTY OF INYO

BUD022BX - BUDGET INFORMATION

BUDGET TO ACTUAL COMPARE - THIRD QUARTER

RUNDATE: 03/31/2018 TODAY'S DATE: 05/02/2018

FOR FISCAL YEARS: 07/01/2017 - 06/30/2018

	YTD ACTUALS 06/30/2017	BOARD APPROVED 06/30/2018	WORKING BUDGET 06/30/2018	THIRD QUARTER 06/30/2018	YTD ACTUALS 06/30/2018	YTD ENC 06/30/2018	YTD ACTUALS + ENC	YTD % w/ ENC 06/30/2018
620605 YUCCA MOUNTAIN OVERSIGHT								
FUND: 6766 YUCCA MOUNTAIN OVERSIGHT 05-06								
REVENUES:								
4301 - INTEREST FROM TREASURY	\$7,723	\$4,500	\$4,500	\$4,500	\$2,148	\$0	\$2,148	47.73
REV USE OF MONEY & PROPERTY	\$7,723	\$4,500	\$4,500	\$4,500	\$2,148	\$0	\$2,148	47.73
AID FROM OTHER GOVT AGENCIES	\$0	\$0	\$0	\$0	\$0	\$0	\$0	0.00
CHARGES FOR CURRENT SERVICES	\$0	\$0	\$0	\$0	\$0	\$0	\$0	0.00
OTHER FINANCING SOURCES	\$0	\$0	\$0	\$0	\$0	\$0	\$0	0.00
OTHER REVENUE	\$0	\$0	\$0	\$0	\$0	\$0	\$0	0.00
TOTAL REVENUES:	\$7,723	\$4,500	\$4,500	\$4,500	\$2,148	\$0	\$2,148	47.73
EXPENSES:								
5025 - RETIREE HEALTH BENEFITS	\$4,127	\$4,367	\$4,367	\$4,367	\$3,275	\$0	\$3,275	75.00
SALARIES & BENEFITS	\$4,127	\$4,367	\$4,367	\$4,367	\$3,275	\$0	\$3,275	75.00
5232 - OFFICE & OTHER EQUIP < \$5,000	\$0	\$400	\$400	\$400	\$0	\$0	\$0	0.00
5265 - PROFESSIONAL & SPECIAL	\$20,283	\$73,000	\$225,247	\$225,247	\$7,465	\$177,781	\$185,246	82.24
5311 - GENERAL OPERATING EXPENSE	\$95	\$1,200	\$1,200	\$1,200	\$660	\$0	\$660	55.08
5331 - TRAVEL EXPENSE	\$466	\$11,400	\$11,400	\$11,400	\$0	\$0	\$0	0.00
SERVICES & SUPPLIES	\$20,845	\$86,000	\$238,247	\$238,247	\$8,125	\$177,781	\$185,907	78.03
5124 - EXTERNAL CHARGES	\$9,116	\$21,700	\$21,700	\$21,700	\$2,525	\$0	\$2,525	11.63
5128 - INTERNAL SHREDDING	\$95	\$100	\$100	\$100	\$0	\$0	\$0	0.00
5129 - INTERNAL COPY CHARGES	\$41	\$38	\$38	\$38	\$0	\$0	\$0	0.00
5315 - COUNTY COST PLAN	\$11,269	\$4,564	\$4,564	\$4,564	\$3,422	\$0	\$3,422	75.00
5333 - MOTOR POOL	\$325	\$1,730	\$1,730	\$1,730	\$0	\$0	\$0	0.00
INTERNAL CHARGES	\$20,848	\$28,132	\$28,132	\$28,132	\$5,947	\$0	\$5,947	21.14
5650 - EQUIPMENT	\$0	\$12,000	\$12,000	\$12,000	\$0	\$0	\$0	0.00
FIXED ASSETS	\$0	\$12,000	\$12,000	\$12,000	\$0	\$0	\$0	0.00
RESERVES	\$0	\$0	\$0	\$0	\$0	\$0	\$0	0.00
TOTAL EXPENSES:	\$45,821	\$130,499	\$282,746	\$282,746	\$17,349	\$177,781	\$195,131	69.01
NET BUDGET UNIT: 620605 YUCCA MOUNTAIN OVERSIGHT	(\$38,098)	(\$125,999)	(\$278,246)	(\$278,246)	(\$15,201)	(\$177,781)	(\$192,983)	69.35

COUNTY OF INYO

BUD022BX - BUDGET INFORMATION

BUDGET TO ACTUAL COMPARE - THIRD QUARTER

RUNDATE: 03/31/2018 TODAY'S DATE: 05/02/2018

FOR FISCAL YEARS: 07/01/2017 - 06/30/2018

	YTD ACTUALS 06/30/2017	BOARD APPROVED 06/30/2018	WORKING BUDGET 06/30/2018	THIRD QUARTER 06/30/2018	YTD ACTUALS 06/30/2018	YTD ENC 06/30/2018	YTD ACTUALS + ENC	YTD % w/ ENC 06/30/2018
621300 ES WEED MANAGEMENT GRANT								
FUND: 6255 ES WEED MANAGEMENT GRANT								
REVENUES:								
TAXES - PROPERTY	\$0	\$0	\$0	\$0	\$0	\$0	\$0	0.00
LICENSES & PERMITS	\$0	\$0	\$0	\$0	\$0	\$0	\$0	0.00
4301 - INTEREST FROM TREASURY	\$58	\$50	\$50	\$0	(\$55)	\$0	(\$55)	0.00
REV USE OF MONEY & PROPERTY	\$58	\$50	\$50	\$0	(\$55)	\$0	(\$55)	0.00
4499 - STATE OTHER	\$179,448	\$197,500	\$190,000	\$140,000	\$48,318	\$0	\$48,318	34.51
4561 - AID FROM MONO COUNTY	\$458	\$5,546	\$5,546	\$5,546	\$5,546	\$0	\$5,546	100.00
4599 - OTHER AGENCIES	\$50,000	\$50,000	\$50,000	\$50,000	\$50,000	\$0	\$50,000	100.00
AID FROM OTHER GOVT AGENCIES	\$229,906	\$253,046	\$245,546	\$195,546	\$103,864	\$0	\$103,864	53.11
4819 - SERVICES & FEES	\$1,597	\$8,000	\$8,000	\$8,000	\$961	\$0	\$961	12.02
CHARGES FOR CURRENT SERVICES	\$1,597	\$8,000	\$8,000	\$8,000	\$961	\$0	\$961	12.02
OTHER FINANCING SOURCES	\$0	\$0	\$0	\$0	\$0	\$0	\$0	0.00
OTHER REVENUE	\$0	\$0	\$0	\$0	\$0	\$0	\$0	0.00
TOTAL REVENUES:	\$231,562	\$261,096	\$253,596	\$203,546	\$104,770	\$0	\$104,770	51.47
EXPENSES:								
5001 - SALARIED EMPLOYEES	\$80,619	\$99,029	\$99,029	\$86,339	\$55,122	\$0	\$55,122	63.84
5003 - OVERTIME	\$0	\$2,457	\$2,457	\$0	\$0	\$0	\$0	0.00
5005 - HOLIDAY OVERTIME	\$0	\$1,638	\$0	\$0	\$0	\$0	\$0	0.00
5012 - PART TIME EMPLOYEES	\$22,692	\$38,860	\$38,860	\$22,860	\$15,169	\$0	\$15,169	66.35
5021 - RETIREMENT & SOCIAL	\$8,151	\$10,951	\$10,951	\$10,951	\$5,358	\$0	\$5,358	48.93
5022 - PERS RETIREMENT	\$21,934	\$13,713	\$13,713	\$13,713	\$8,644	\$0	\$8,644	63.04
5024 - RETIREMENT-UNFUNDED LIAB	\$0	\$17,395	\$17,395	\$17,395	\$17,395	\$0	\$17,395	100.00
5031 - MEDICAL INSURANCE	\$12,936	\$35,062	\$29,992	\$12,992	\$7,443	\$0	\$7,443	57.29
5032 - DISABILITY INSURANCE	\$703	\$1,492	\$1,492	\$892	\$509	\$0	\$509	57.09
5042 - SICK LEAVE BUY OUT	\$0	\$1,166	\$1,166	\$0	\$0	\$0	\$0	0.00
5043 - OTHER BENEFITS	\$4,463	\$0	\$1,016	\$1,200	\$461	\$0	\$461	38.45
SALARIES & BENEFITS	\$151,502	\$221,763	\$216,071	\$166,342	\$110,105	\$0	\$110,105	66.19
5112 - PERSONAL & SAFETY	\$606	\$800	\$800	\$800	\$166	\$0	\$166	20.86
5122 - CELL PHONES	\$1,068	\$1,080	\$1,080	\$1,105	\$529	\$0	\$529	47.94
5154 - UNEMPLOYMENT INSURANCE	(\$525)	\$2,500	\$2,500	\$2,500	\$0	\$0	\$0	0.00
5171 - MAINTENANCE OF EQUIPMENT	\$798	\$1,000	\$1,000	\$1,000	\$0	\$0	\$0	0.00

COUNTY OF INYO

BUD022BX - BUDGET INFORMATION

BUDGET TO ACTUAL COMPARE - THIRD QUARTER

RUNDATE: 03/31/2018 TODAY'S DATE: 05/02/2018

FOR FISCAL YEARS: 07/01/2017 - 06/30/2018

	YTD ACTUALS 06/30/2017	BOARD APPROVED 06/30/2018	WORKING BUDGET 06/30/2018	THIRD QUARTER 06/30/2018	YTD ACTUALS 06/30/2018	YTD ENC 06/30/2018	YTD ACTUALS + ENC	YTD % w/ ENC 06/30/2018
5173 - MAINTENANCE OF	\$1,393	\$1,000	\$1,000	\$1,000	\$0	\$0	\$0	0.00
5211 - MEMBERSHIPS	\$0	\$100	\$100	\$0	\$0	\$0	\$0	0.00
5232 - OFFICE & OTHER EQUIP < \$5,000	\$0	\$2,000	\$0	\$0	\$0	\$0	\$0	0.00
5263 - ADVERTISING	\$0	\$100	\$150	\$96	\$95	\$0	\$95	99.65
5265 - PROFESSIONAL & SPECIAL	\$2,352	\$1,500	\$1,500	\$2,000	\$776	\$690	\$1,466	73.32
5291 - OFFICE, SPACE & SITE RENTAL	\$293	\$310	\$312	\$312	\$311	\$0	\$311	99.98
5301 - SMALL TOOLS & INSTRUMENTS	\$329	\$500	\$500	\$500	\$0	\$0	\$0	0.00
5311 - GENERAL OPERATING EXPENSE	\$3,642	\$8,000	\$8,000	\$8,000	\$3,586	\$0	\$3,586	44.83
5331 - TRAVEL EXPENSE	\$275	\$1,900	\$1,900	\$1,208	\$1,207	\$0	\$1,207	99.98
5351 - UTILITIES	\$953	\$960	\$1,100	\$1,100	\$758	\$0	\$758	68.97
SERVICES & SUPPLIES	\$111,190	\$21,750	\$19,942	\$19,621	\$7,434	\$690	\$8,124	41.40
5121 - INTERNAL CHARGES	\$0	\$0	\$0	\$0	\$15	\$0	\$15	0.00
5124 - EXTERNAL CHARGES	\$1,216	\$1,252	\$1,252	\$1,252	\$471	\$0	\$471	37.62
5129 - INTERNAL COPY CHARGES	\$52	\$42	\$42	\$42	\$13	\$0	\$13	32.45
5152 - WORKERS COMPENSATION	\$788	\$1,864	\$1,864	\$1,864	\$1,397	\$0	\$1,397	75.00
5155 - PUBLIC LIABILITY INSURANCE	\$615	\$1,368	\$1,368	\$1,368	\$1,026	\$0	\$1,026	75.00
5315 - COUNTY COST PLAN	\$11,093	\$4,560	\$4,560	\$4,560	\$3,420	\$0	\$3,420	75.00
5333 - MOTOR POOL	\$10,724	\$10,000	\$10,000	\$10,000	\$4,781	\$0	\$4,781	47.81
INTERNAL CHARGES	\$24,489	\$19,086	\$19,086	\$19,086	\$11,126	\$0	\$11,126	58.29
FIXED ASSETS	\$0	\$0	\$0	\$0	\$0	\$0	\$0	0.00
OTHER FINANCING USES	\$0	\$0	\$0	\$0	\$0	\$0	\$0	0.00
RESERVES	\$0	\$0	\$0	\$0	\$0	\$0	\$0	0.00
TOTAL EXPENSES:	\$187,182	\$262,599	\$255,099	\$205,049	\$128,665	\$690	\$129,355	63.08
NET BUDGET UNIT: 621300 ES WEED MANAGEMENT GRANT	\$44,380	(\$1,503)	(\$1,503)	(\$1,503)	(\$23,894)	(\$690)	(\$24,584)	1,635.70

COUNTY OF INYO

BUD022BX - BUDGET INFORMATION

BUDGET TO ACTUAL COMPARE - THIRD QUARTER

RUNDATE: 03/31/2018 TODAY'S DATE: 05/02/2018

FOR FISCAL YEARS: 07/01/2017 - 06/30/2018

	YTD ACTUALS 06/30/2017	BOARD APPROVED 06/30/2018	WORKING BUDGET 06/30/2018	THIRD QUARTER 06/30/2018	YTD ACTUALS 06/30/2018	YTD ENC 06/30/2018	YTD ACTUALS + ENC	YTD % w/ ENC 06/30/2018
623517 OFF HWY VEHICLE GRANT 17-18								
FUND: 6851 OFF HIGHWAY VEHICLE 17-18								
REVENUES:								
4498 - STATE GRANTS	\$0	\$41,555	\$41,555	\$41,555	\$0	\$0	\$0	0.00
AID FROM OTHER GOVT AGENCIES	\$0	\$41,555	\$41,555	\$41,555	\$0	\$0	\$0	0.00
TOTAL REVENUES:	\$0	\$41,555	\$41,555	\$41,555	\$0	\$0	\$0	0.00
EXPENSES:								
5171 - MAINTENANCE OF EQUIPMENT	\$0	\$4,000	\$4,000	\$4,000	\$469	\$0	\$469	11.73
5173 - MAINTENANCE OF	\$0	\$2,000	\$2,000	\$4,000	\$830	\$0	\$830	20.75
5265 - PROFESSIONAL & SPECIAL	\$0	\$3,555	\$3,555	\$1,238	\$1,237	\$0	\$1,237	99.98
5311 - GENERAL OPERATING EXPENSE	\$0	\$2,000	\$2,000	\$2,317	\$206	\$0	\$206	8.92
SERVICES & SUPPLIES	\$0	\$11,555	\$11,555	\$11,555	\$2,744	\$0	\$2,744	23.75
5121 - INTERNAL CHARGES	\$0	\$30,000	\$30,000	\$30,000	\$0	\$0	\$0	0.00
INTERNAL CHARGES	\$0	\$30,000	\$30,000	\$30,000	\$0	\$0	\$0	0.00
FIXED ASSETS	\$0	\$0	\$0	\$0	\$0	\$0	\$0	0.00
TOTAL EXPENSES:	\$0	\$41,555	\$41,555	\$41,555	\$2,744	\$0	\$2,744	6.60
NET BUDGET UNIT: 623517 OFF HWY VEHICLE GRANT 17-18	\$0	\$0	\$0	\$0	(\$2,744)	\$0	(\$2,744)	0.00

COUNTY OF INYO

BUD022BX - BUDGET INFORMATION

BUDGET TO ACTUAL COMPARE - THIRD QUARTER

RUNDATE: 03/31/2018 TODAY'S DATE: 05/02/2018

FOR FISCAL YEARS: 07/01/2017 - 06/30/2018

	YTD ACTUALS 06/30/2017	BOARD APPROVED 06/30/2018	WORKING BUDGET 06/30/2018	THIRD QUARTER 06/30/2018	YTD ACTUALS 06/30/2018	YTD ENC 06/30/2018	YTD ACTUALS + ENC	YTD % w/ ENC 06/30/2018
623715 HOMELAND SECURITY 15-16								
FUND: 6799 HOMELAND SECURITY 15-16								
REVENUES:								
4498 - STATE GRANTS	\$58,349	\$35,584	\$35,584	\$35,584	\$0	\$0	\$0	0.00
4555 - FEDERAL GRANTS	\$0	\$0	\$0	\$0	\$8,296	\$0	\$8,296	0.00
AID FROM OTHER GOVT AGENCIES	\$58,349	\$35,584	\$35,584	\$35,584	\$8,296	\$0	\$8,296	23.31
TOTAL REVENUES:	\$58,349	\$35,584	\$35,584	\$35,584	\$8,296	\$0	\$8,296	23.31
EXPENSES:								
5232 - OFFICE & OTHER EQUIP < \$5,000	\$0	\$25,172	\$27,238	\$27,238	\$0	\$26,722	\$26,722	98.10
5263 - ADVERTISING	\$0	\$0	\$50	\$50	\$42	\$0	\$42	84.20
5265 - PROFESSIONAL & SPECIAL	\$10,000	\$0	\$0	\$0	\$0	\$0	\$0	0.00
5311 - GENERAL OPERATING EXPENSE	\$0	\$1,620	\$1,287	\$1,287	\$1,286	\$0	\$1,286	100.00
5331 - TRAVEL EXPENSE	\$0	\$8,792	\$7,009	\$7,009	\$7,008	\$0	\$7,008	100.00
SERVICES & SUPPLIES	\$10,000	\$35,584	\$35,584	\$35,584	\$8,338	\$26,722	\$35,060	98.52
INTERNAL CHARGES	\$0	\$0	\$0	\$0	\$0	\$0	\$0	0.00
FIXED ASSETS	\$0	\$0	\$0	\$0	\$0	\$0	\$0	0.00
TOTAL EXPENSES:	\$10,000	\$35,584	\$35,584	\$35,584	\$8,338	\$26,722	\$35,060	98.52
NET BUDGET UNIT: 623715 HOMELAND SECURITY 15-16	\$48,349	\$0	\$0	\$0	(\$42)	(\$26,722)	(\$26,764)	0.00

COUNTY OF INYO

BUD022BX - BUDGET INFORMATION

BUDGET TO ACTUAL COMPARE - THIRD QUARTER

RUNDATE: 03/31/2018 TODAY'S DATE: 05/02/2018

FOR FISCAL YEARS: 07/01/2017 - 06/30/2018

	YTD ACTUALS 06/30/2017	BOARD APPROVED 06/30/2018	WORKING BUDGET 06/30/2018	THIRD QUARTER 06/30/2018	YTD ACTUALS 06/30/2018	YTD ENC 06/30/2018	YTD ACTUALS + ENC	YTD % w/ ENC 06/30/2018
623808 EMERGENCY PREPAREDNESS								
FUND: 6748 EMERGENCY PREPAREDNESS GRANT								
REVENUES:								
REV USE OF MONEY & PROPERTY	\$0	\$0	\$0	\$0	\$0	\$0	\$0	0.00
4498 - STATE GRANTS	\$2,759	\$128,784	\$128,784	\$128,784	\$0	\$0	\$0	0.00
AID FROM OTHER GOVT AGENCIES	\$2,759	\$128,784	\$128,784	\$128,784	\$0	\$0	\$0	0.00
TOTAL REVENUES:	\$2,759	\$128,784	\$128,784	\$128,784	\$0	\$0	\$0	0.00
EXPENSES:								
5001 - SALARIED EMPLOYEES	\$0	\$64,900	\$64,900	\$64,900	\$0	\$0	\$0	0.00
5021 - RETIREMENT & SOCIAL	\$0	\$4,965	\$4,965	\$4,965	\$0	\$0	\$0	0.00
5022 - PERS RETIREMENT	\$0	\$5,711	\$5,711	\$5,711	\$0	\$0	\$0	0.00
5024 - RETIREMENT-UNFUNDED LIAB	\$0	\$9,155	\$9,155	\$9,155	\$9,155	\$0	\$9,155	100.00
5031 - MEDICAL INSURANCE	\$0	\$18,979	\$18,979	\$18,979	\$0	\$0	\$0	0.00
5032 - DISABILITY INSURANCE	\$0	\$649	\$649	\$649	\$0	\$0	\$0	0.00
SALARIES & BENEFITS	\$0	\$104,359	\$104,359	\$104,359	\$9,155	\$0	\$9,155	8.77
5232 - OFFICE & OTHER EQUIP < \$5,000	\$2,758	\$0	\$0	\$0	\$0	\$0	\$0	0.00
5265 - PROFESSIONAL & SPECIAL	\$0	\$14,380	\$14,380	\$14,380	\$0	\$0	\$0	0.00
5311 - GENERAL OPERATING EXPENSE	\$0	\$5,000	\$5,000	\$5,000	\$0	\$0	\$0	0.00
5331 - TRAVEL EXPENSE	\$0	\$5,000	\$5,000	\$4,250	\$0	\$0	\$0	0.00
SERVICES & SUPPLIES	\$2,758	\$24,380	\$24,380	\$23,630	\$0	\$0	\$0	0.00
5152 - WORKERS COMPENSATION	\$0	\$26	\$26	\$26	\$19	\$0	\$19	75.11
5155 - PUBLIC LIABILITY INSURANCE	\$0	\$19	\$19	\$19	\$14	\$0	\$14	74.84
5333 - MOTOR POOL	\$0	\$0	\$0	\$750	\$0	\$0	\$0	0.00
INTERNAL CHARGES	\$0	\$45	\$45	\$795	\$33	\$0	\$33	4.24
TOTAL EXPENSES:	\$2,758	\$128,784	\$128,784	\$128,784	\$9,188	\$0	\$9,188	7.13
NET BUDGET UNIT: 623808 EMERGENCY PREPAREDNESS	\$0	\$0	\$0	\$0	(\$9,188)	\$0	(\$9,188)	0.00

COUNTY OF INYO

BUD022BX - BUDGET INFORMATION

BUDGET TO ACTUAL COMPARE - THIRD QUARTER

RUNDATE: 03/31/2018 TODAY'S DATE: 05/02/2018

FOR FISCAL YEARS: 07/01/2017 - 06/30/2018

	YTD ACTUALS 06/30/2017	BOARD APPROVED 06/30/2018	WORKING BUDGET 06/30/2018	THIRD QUARTER 06/30/2018	YTD ACTUALS 06/30/2018	YTD ENC 06/30/2018	YTD ACTUALS + ENC	YTD % w/ ENC 06/30/2018
630303 BISHOP AIRPORT IMPROVE-PRJ								
FUND: 6314 BISH AIRPORT IMPROVEMENT GRANT								
REVENUES:								
4301 - INTEREST FROM TREASURY	(\$2,317)	\$0	\$0	\$0	\$45	\$0	\$45	0.00
REV USE OF MONEY & PROPERTY	(\$2,317)	\$0	\$0	\$0	\$45	\$0	\$45	0.00
4498 - STATE GRANTS	\$66,910	\$8,004	\$4,754	\$4,754	\$14,293	\$0	\$14,293	300.65
4555 - FEDERAL GRANTS	\$434,562	\$190,633	\$122,785	\$122,785	\$121,848	\$0	\$121,848	99.23
AID FROM OTHER GOVT AGENCIES	\$501,472	\$198,637	\$127,539	\$127,539	\$136,141	\$0	\$136,141	106.74
CHARGES FOR CURRENT SERVICES	\$0	\$0	\$0	\$0	\$0	\$0	\$0	0.00
4998 - OPERATING TRANSFERS IN	\$201,681	\$13,177	\$10,181	\$10,181	\$0	\$0	\$0	0.00
OTHER FINANCING SOURCES	\$201,681	\$13,177	\$10,181	\$10,181	\$0	\$0	\$0	0.00
OTHER REVENUE	\$0	\$0	\$0	\$0	\$0	\$0	\$0	0.00
TOTAL REVENUES:	\$700,835	\$211,814	\$137,720	\$137,720	\$136,186	\$0	\$136,186	98.88
EXPENSES:								
5173 - MAINTENANCE OF	\$0	\$100,000	\$0	\$0	\$0	\$0	\$0	0.00
5265 - PROFESSIONAL & SPECIAL	\$153,235	\$66,620	\$123,937	\$123,937	\$123,937	\$0	\$123,937	100.00
SERVICES & SUPPLIES	\$153,235	\$166,620	\$123,937	\$123,937	\$123,937	\$0	\$123,937	100.00
5124 - EXTERNAL CHARGES	\$31,989	\$45,194	\$6,465	\$6,465	\$3,286	\$0	\$3,286	50.83
INTERNAL CHARGES	\$31,989	\$45,194	\$6,465	\$6,465	\$3,286	\$0	\$3,286	50.83
5630 - LAND IMPROVEMENTS	\$0	\$0	\$7,318	\$7,318	\$7,317	\$0	\$7,317	99.99
FIXED ASSETS	\$0	\$0	\$7,318	\$7,318	\$7,317	\$0	\$7,317	99.99
5799 - DEPRECIATION	\$43,144	\$0	\$0	\$0	\$0	\$0	\$0	0.00
DEPRECIATION	\$43,144	\$0	\$0	\$0	\$0	\$0	\$0	0.00
OTHER FINANCING USES	\$0	\$0	\$0	\$0	\$0	\$0	\$0	0.00
RESERVES	\$0	\$0	\$0	\$0	\$0	\$0	\$0	0.00
TOTAL EXPENSES:	\$228,368	\$211,814	\$137,720	\$137,720	\$134,541	\$0	\$134,541	97.69
NET BUDGET UNIT: 630303 BISHOP AIRPORT IMPROVE-PRJ	\$472,467	\$0	\$0	\$0	\$1,645	\$0	\$1,645	0.00

COUNTY OF INYO

BUD022BX - BUDGET INFORMATION

BUDGET TO ACTUAL COMPARE - THIRD QUARTER

RUNDATE: 03/31/2018 TODAY'S DATE: 05/02/2018

FOR FISCAL YEARS: 07/01/2017 - 06/30/2018

	YTD ACTUALS 06/30/2017	BOARD APPROVED 06/30/2018	WORKING BUDGET 06/30/2018	THIRD QUARTER 06/30/2018	YTD ACTUALS 06/30/2018	YTD ENC 06/30/2018	YTD ACTUALS + ENC	YTD % w/ ENC 06/30/2018
630304 BISHOP IMPV-APRON PRJ								
FUND: 6317 BISH IMPV APRON PRJ								
REVENUES:								
4498 - STATE GRANTS	\$0	\$83,597	\$83,597	\$83,597	\$61,670	\$0	\$61,670	73.77
4555 - FEDERAL GRANTS	\$0	\$1,671,932	\$1,801,006	\$1,801,006	\$1,370,451	\$0	\$1,370,451	76.09
AID FROM OTHER GOVT AGENCIES	\$0	\$1,755,529	\$1,884,603	\$1,884,603	\$1,432,121	\$0	\$1,432,121	75.99
4998 - OPERATING TRANSFERS IN	\$0	\$102,173	\$116,514	\$116,514	\$0	\$0	\$0	0.00
OTHER FINANCING SOURCES	\$0	\$102,173	\$116,514	\$116,514	\$0	\$0	\$0	0.00
TOTAL REVENUES:	\$0	\$1,857,702	\$2,001,117	\$2,001,117	\$1,432,121	\$0	\$1,432,121	71.56
EXPENSES:								
5265 - PROFESSIONAL & SPECIAL	\$0	\$126,500	\$280,875	\$280,875	\$261,900	\$18,975	\$280,875	100.00
SERVICES & SUPPLIES	\$0	\$126,500	\$280,875	\$280,875	\$261,900	\$18,975	\$280,875	100.00
5124 - EXTERNAL CHARGES	\$0	\$33,500	\$22,540	\$22,540	\$15,727	\$0	\$15,727	69.77
INTERNAL CHARGES	\$0	\$33,500	\$22,540	\$22,540	\$15,727	\$0	\$15,727	69.77
5700 - CONSTRUCTION IN PROGRESS	\$0	\$1,697,702	\$1,697,702	\$1,697,702	\$1,360,592	\$337,108	\$1,697,701	100.00
FIXED ASSETS	\$0	\$1,697,702	\$1,697,702	\$1,697,702	\$1,360,592	\$337,108	\$1,697,701	100.00
TOTAL EXPENSES:	\$0	\$1,857,702	\$2,001,117	\$2,001,117	\$1,638,219	\$356,083	\$1,994,303	99.65
NET BUDGET UNIT: 630304 BISHOP IMPV-APRON PRJ	\$0	\$0	\$0	\$0	(\$206,098)	(\$356,083)	(\$562,182)	0.00

COUNTY OF INYO

BUD022BX - BUDGET INFORMATION

BUDGET TO ACTUAL COMPARE - THIRD QUARTER

RUNDATE: 03/31/2018 TODAY'S DATE: 05/02/2018

FOR FISCAL YEARS: 07/01/2017 - 06/30/2018

	YTD ACTUALS 06/30/2017	BOARD APPROVED 06/30/2018	WORKING BUDGET 06/30/2018	THIRD QUARTER 06/30/2018	YTD ACTUALS 06/30/2018	YTD ENC 06/30/2018	YTD ACTUALS + ENC	YTD % w/ ENC 06/30/2018
640317 TOBACCO TAX GRANT 17-20								
FUND: 6854 TOBACCO TAX GRANT 17-20								
REVENUES:								
4498 - STATE GRANTS	\$0	\$369,105	\$369,105	\$369,105	\$0	\$0	\$0	0.00
AID FROM OTHER GOVT AGENCIES	\$0	\$369,105	\$369,105	\$369,105	\$0	\$0	\$0	0.00
TOTAL REVENUES:	\$0	\$369,105	\$369,105	\$369,105	\$0	\$0	\$0	0.00
EXPENSES:								
5001 - SALARIED EMPLOYEES	\$347	\$72,245	\$72,245	\$72,245	\$51,158	\$0	\$51,158	70.81
5021 - RETIREMENT & SOCIAL	\$0	\$5,823	\$5,823	\$5,823	\$4,076	\$0	\$4,076	70.01
5022 - PERS RETIREMENT	\$0	\$6,677	\$6,677	\$6,677	\$4,726	\$0	\$4,726	70.78
5024 - RETIREMENT-UNFUNDED LIAB	\$0	\$10,071	\$10,071	\$10,071	\$10,071	\$0	\$10,071	100.00
5031 - MEDICAL INSURANCE	\$0	\$7,983	\$7,729	\$7,310	\$5,067	\$0	\$5,067	69.32
5032 - DISABILITY INSURANCE	\$0	\$732	\$732	\$732	\$467	\$0	\$467	63.80
5042 - SICK LEAVE BUY OUT	\$0	\$996	\$996	\$996	\$0	\$0	\$0	0.00
5043 - OTHER BENEFITS	\$0	\$2,880	\$3,134	\$3,553	\$2,665	\$0	\$2,665	75.01
SALARIES & BENEFITS	\$347	\$107,407	\$107,407	\$107,407	\$78,232	\$0	\$78,232	72.83
5263 - ADVERTISING	\$0	\$5,000	\$5,000	\$25,000	\$1,357	\$0	\$1,357	5.42
5265 - PROFESSIONAL & SPECIAL	\$0	\$41,600	\$127,931	\$112,812	\$485	\$0	\$485	0.42
5291 - OFFICE, SPACE & SITE RENTAL	\$0	\$7,525	\$7,525	\$9,525	\$4,739	\$0	\$4,739	49.76
5311 - GENERAL OPERATING EXPENSE	\$0	\$89,683	\$89,683	\$79,683	\$4,488	\$0	\$4,488	5.63
5331 - TRAVEL EXPENSE	\$0	\$6,722	\$6,722	\$10,000	\$4,985	\$0	\$4,985	49.85
5351 - UTILITIES	\$5	\$1,750	\$1,750	\$1,750	\$1,264	\$0	\$1,264	72.25
SERVICES & SUPPLIES	\$5	\$152,280	\$238,611	\$238,770	\$17,319	\$0	\$17,319	7.25
5121 - INTERNAL CHARGES	\$0	\$1,400	\$1,400	\$1,400	\$425	\$0	\$425	30.39
5129 - INTERNAL COPY CHARGES	\$0	\$159	\$159	\$0	\$0	\$0	\$0	0.00
5152 - WORKERS COMPENSATION	\$0	\$1,143	\$1,143	\$1,143	\$857	\$0	\$857	75.00
5155 - PUBLIC LIABILITY INSURANCE	\$0	\$839	\$839	\$839	\$629	\$0	\$629	75.00
5315 - COUNTY COST PLAN	\$0	\$14,669	\$14,669	\$14,669	\$11,001	\$0	\$11,001	75.00
5333 - MOTOR POOL	\$0	\$4,826	\$4,826	\$4,826	\$803	\$0	\$803	16.64
INTERNAL CHARGES	\$0	\$23,036	\$23,036	\$22,877	\$13,717	\$0	\$13,717	59.96
5801 - OPERATING TRANSFERS OUT	\$0	\$51	\$51	\$51	\$51	\$0	\$51	100.00
OTHER FINANCING USES	\$0	\$51	\$51	\$51	\$51	\$0	\$51	100.00
TOTAL EXPENSES:	\$352	\$282,774	\$369,105	\$369,105	\$109,320	\$0	\$109,320	29.61
NET BUDGET UNIT: 640317 TOBACCO TAX GRANT 17-20	(\$352)	\$86,331	\$0	\$0	(\$109,320)	\$0	(\$109,320)	0.00

COUNTY OF INYO

BUD022BX - BUDGET INFORMATION

BUDGET TO ACTUAL COMPARE - THIRD QUARTER

RUNDATE: 03/31/2018 TODAY'S DATE: 05/02/2018

FOR FISCAL YEARS: 07/01/2017 - 06/30/2018

	YTD ACTUALS 06/30/2017	BOARD APPROVED 06/30/2018	WORKING BUDGET 06/30/2018	THIRD QUARTER 06/30/2018	YTD ACTUALS 06/30/2018	YTD ENC 06/30/2018	YTD ACTUALS + ENC	YTD % w/ ENC 06/30/2018
641217 CARES GRANT 17-18								
FUND: 6807 CARES GRANT 2017-2018								
REVENUES:								
4430 - HEALTH REALIGNMENT	\$0	\$0	\$0	\$0	\$2,057	\$0	\$2,057	0.00
4498 - STATE GRANTS	\$0	\$60,266	\$60,266	\$60,266	\$8,687	\$0	\$8,687	14.41
AID FROM OTHER GOVT AGENCIES	\$0	\$60,266	\$60,266	\$60,266	\$10,745	\$0	\$10,745	17.82
TOTAL REVENUES:	\$0	\$60,266	\$60,266	\$60,266	\$10,745	\$0	\$10,745	17.82
EXPENSES:								
5001 - SALARIED EMPLOYEES	\$1,040	\$9,039	\$7,474	\$7,474	\$2,422	\$0	\$2,422	32.41
5012 - PART TIME EMPLOYEES	\$0	\$0	\$1,565	\$1,565	\$1,094	\$0	\$1,094	69.96
5021 - RETIREMENT & SOCIAL	\$76	\$695	\$695	\$695	\$271	\$0	\$271	39.12
5022 - PERS RETIREMENT	\$258	\$999	\$999	\$999	\$354	\$0	\$354	35.44
5024 - RETIREMENT-UNFUNDED LIAB	\$0	\$3,433	\$3,433	\$3,433	\$3,433	\$0	\$3,433	100.00
5031 - MEDICAL INSURANCE	\$149	\$2,026	\$2,026	\$1,923	\$422	\$0	\$422	21.96
5032 - DISABILITY INSURANCE	\$8	\$91	\$91	\$91	\$22	\$0	\$22	24.68
5042 - SICK LEAVE BUY OUT	\$0	\$50	\$50	\$50	\$26	\$0	\$26	53.68
5043 - OTHER BENEFITS	\$0	\$0	\$0	\$103	\$87	\$0	\$87	85.31
SALARIES & BENEFITS	\$1,534	\$16,333	\$16,333	\$16,333	\$8,136	\$0	\$8,136	49.81
5263 - ADVERTISING	\$0	\$1,500	\$1,500	\$1,500	\$0	\$0	\$0	0.00
5265 - PROFESSIONAL & SPECIAL	\$13	\$0	\$0	\$0	\$0	\$0	\$0	0.00
5311 - GENERAL OPERATING EXPENSE	\$25	\$500	\$500	\$500	\$44	\$0	\$44	8.88
5351 - UTILITIES	\$158	\$800	\$800	\$800	\$65	\$0	\$65	8.20
SERVICES & SUPPLIES	\$197	\$2,800	\$2,800	\$2,800	\$110	\$0	\$110	3.93
5121 - INTERNAL CHARGES	\$28	\$500	\$500	\$500	\$16	\$0	\$16	3.23
5129 - INTERNAL COPY CHARGES	\$0	\$10	\$10	\$10	\$0	\$0	\$0	0.00
5152 - WORKERS COMPENSATION	\$118	\$478	\$478	\$478	\$477	\$0	\$477	100.00
5155 - PUBLIC LIABILITY INSURANCE	\$92	\$345	\$345	\$345	\$344	\$0	\$344	99.99
5315 - COUNTY COST PLAN	\$148	\$6,173	\$6,173	\$6,173	\$6,173	\$0	\$6,173	100.00
5333 - MOTOR POOL	\$0	\$500	\$500	\$500	\$0	\$0	\$0	0.00
INTERNAL CHARGES	\$388	\$8,006	\$8,006	\$8,006	\$7,012	\$0	\$7,012	87.58
5501 - SUPPORT & CARE OF PERSONS	\$0	\$31,627	\$31,627	\$31,627	\$1,202	\$0	\$1,202	3.80
5508 - SUPPORT & CARE - 1099	\$0	\$1,500	\$1,500	\$1,500	\$0	\$0	\$0	0.00
OTHER CHARGES	\$0	\$33,127	\$33,127	\$33,127	\$1,202	\$0	\$1,202	3.63
TOTAL EXPENSES:	\$2,120	\$60,266	\$60,266	\$60,266	\$16,460	\$0	\$16,460	27.31
NET BUDGET UNIT: 641217 CARES GRANT 17-18	(\$2,120)	\$0	\$0	\$0	(\$5,715)	\$0	(\$5,715)	0.00

COUNTY OF INYO

BUD022BX - BUDGET INFORMATION

BUDGET TO ACTUAL COMPARE - THIRD QUARTER

RUNDATE: 03/31/2018 TODAY'S DATE: 05/02/2018

FOR FISCAL YEARS: 07/01/2017 - 06/30/2018

	YTD ACTUALS 06/30/2017	BOARD APPROVED 06/30/2018	WORKING BUDGET 06/30/2018	THIRD QUARTER 06/30/2018	YTD ACTUALS 06/30/2018	YTD ENC 06/30/2018	YTD ACTUALS + ENC	YTD % w/ ENC 06/30/2018
641218 CARES GRANT 18-19								
FUND: 6855 CARES GRANT 2018-2019								
REVENUES:								
4498 - STATE GRANTS	\$0	\$20,089	\$20,089	\$20,089	\$0	\$0	\$0	0.00
AID FROM OTHER GOVT AGENCIES	\$0	\$20,089	\$20,089	\$20,089	\$0	\$0	\$0	0.00
TOTAL REVENUES:	\$0	\$20,089	\$20,089	\$20,089	\$0	\$0	\$0	0.00
EXPENSES:								
5001 - SALARIED EMPLOYEES	\$0	\$3,059	\$3,059	\$1,759	\$0	\$0	\$0	0.00
5012 - PART TIME EMPLOYEES	\$0	\$0	\$0	\$1,300	\$0	\$0	\$0	0.00
5021 - RETIREMENT & SOCIAL	\$0	\$235	\$235	\$235	\$0	\$0	\$0	0.00
5022 - PERS RETIREMENT	\$0	\$341	\$341	\$341	\$0	\$0	\$0	0.00
5024 - RETIREMENT-UNFUNDED LIAB	\$0	\$1,145	\$1,145	\$1,145	\$1,145	\$0	\$1,145	100.00
5031 - MEDICAL INSURANCE	\$0	\$684	\$684	\$659	\$0	\$0	\$0	0.00
5032 - DISABILITY INSURANCE	\$0	\$31	\$31	\$31	\$0	\$0	\$0	0.00
5042 - SICK LEAVE BUY OUT	\$0	\$17	\$17	\$17	\$0	\$0	\$0	0.00
5043 - OTHER BENEFITS	\$0	\$0	\$0	\$25	\$0	\$0	\$0	0.00
SALARIES & BENEFITS	\$0	\$5,512	\$5,512	\$5,512	\$1,145	\$0	\$1,145	20.77
5263 - ADVERTISING	\$0	\$800	\$800	\$800	\$0	\$0	\$0	0.00
5311 - GENERAL OPERATING EXPENSE	\$0	\$250	\$250	\$250	\$0	\$0	\$0	0.00
5351 - UTILITIES	\$0	\$300	\$300	\$300	\$0	\$0	\$0	0.00
SERVICES & SUPPLIES	\$0	\$1,350	\$1,350	\$1,350	\$0	\$0	\$0	0.00
5121 - INTERNAL CHARGES	\$0	\$750	\$750	\$750	\$0	\$0	\$0	0.00
5129 - INTERNAL COPY CHARGES	\$0	\$5	\$5	\$5	\$0	\$0	\$0	0.00
5152 - WORKERS COMPENSATION	\$0	\$157	\$157	\$157	\$0	\$0	\$0	0.00
5155 - PUBLIC LIABILITY INSURANCE	\$0	\$112	\$112	\$112	\$0	\$0	\$0	0.00
5315 - COUNTY COST PLAN	\$0	\$2,057	\$2,057	\$2,057	\$0	\$0	\$0	0.00
INTERNAL CHARGES	\$0	\$3,081	\$3,081	\$3,081	\$0	\$0	\$0	0.00
5501 - SUPPORT & CARE OF PERSONS	\$0	\$10,146	\$10,146	\$10,146	\$0	\$0	\$0	0.00
OTHER CHARGES	\$0	\$10,146	\$10,146	\$10,146	\$0	\$0	\$0	0.00
TOTAL EXPENSES:	\$0	\$20,089	\$20,089	\$20,089	\$1,145	\$0	\$1,145	5.69
NET BUDGET UNIT: 641218 CARES GRANT 18-19	\$0	\$0	\$0	\$0	(\$1,145)	\$0	(\$1,145)	0.00

COUNTY OF INYO

BUD022BX - BUDGET INFORMATION

BUDGET TO ACTUAL COMPARE - THIRD QUARTER

RUNDATE: 03/31/2018 TODAY'S DATE: 05/02/2018

FOR FISCAL YEARS: 07/01/2017 - 06/30/2018

	YTD ACTUALS 06/30/2017	BOARD APPROVED 06/30/2018	WORKING BUDGET 06/30/2018	THIRD QUARTER 06/30/2018	YTD ACTUALS 06/30/2018	YTD ENC 06/30/2018	YTD ACTUALS + ENC	YTD % w/ ENC 06/30/2018
641617 MATERNAL CHILD HEALTH 17-18								
FUND: 6853 MATERNAL CHILD HEALTH 17-18								
REVENUES:								
4430 - HEALTH REALIGNMENT	\$0	\$47,792	\$47,792	\$47,792	\$0	\$0	\$0	0.00
4498 - STATE GRANTS	\$0	\$129,564	\$129,564	\$129,564	\$22,224	\$0	\$22,224	17.15
AID FROM OTHER GOVT AGENCIES	\$0	\$177,356	\$177,356	\$177,356	\$22,224	\$0	\$22,224	12.53
TOTAL REVENUES:	\$0	\$177,356	\$177,356	\$177,356	\$22,224	\$0	\$22,224	12.53
EXPENSES:								
5001 - SALARIED EMPLOYEES	\$0	\$87,538	\$87,538	\$87,538	\$46,009	\$0	\$46,009	52.55
5002 - CONTRACT EMPLOYEES	\$0	\$6,600	\$6,600	\$6,600	\$4,569	\$0	\$4,569	69.22
5021 - RETIREMENT & SOCIAL	\$0	\$7,457	\$7,457	\$7,457	\$4,073	\$0	\$4,073	54.62
5022 - PERS RETIREMENT	\$0	\$10,655	\$10,655	\$10,655	\$6,167	\$0	\$6,167	57.88
5024 - RETIREMENT-UNFUNDED LIAB	\$0	\$9,613	\$9,613	\$9,613	\$9,613	\$0	\$9,613	100.00
5031 - MEDICAL INSURANCE	\$0	\$13,167	\$13,315	\$12,315	\$3,099	\$0	\$3,099	25.17
5032 - DISABILITY INSURANCE	\$0	\$876	\$876	\$876	\$422	\$0	\$422	48.19
5042 - SICK LEAVE BUY OUT	\$0	\$51	\$51	\$51	\$0	\$0	\$0	0.00
5043 - OTHER BENEFITS	\$0	\$3,480	\$4,332	\$4,332	\$3,490	\$0	\$3,490	80.57
SALARIES & BENEFITS	\$0	\$139,437	\$139,437	\$139,437	\$77,444	\$0	\$77,444	55.54
5263 - ADVERTISING	\$0	\$1,000	\$1,000	\$1,000	\$632	\$0	\$632	63.21
5265 - PROFESSIONAL & SPECIAL	\$0	\$50	\$50	\$91	\$67	\$0	\$67	74.40
5291 - OFFICE, SPACE & SITE RENTAL	\$0	\$1,466	\$1,466	\$1,466	\$1,223	\$0	\$1,223	83.48
5311 - GENERAL OPERATING EXPENSE	\$0	\$9,149	\$9,149	\$9,149	\$1,920	\$0	\$1,920	20.98
5331 - TRAVEL EXPENSE	\$0	\$1,624	\$1,624	\$1,624	\$170	\$0	\$170	10.50
5351 - UTILITIES	\$2	\$1,500	\$1,500	\$1,500	\$966	\$0	\$966	64.43
SERVICES & SUPPLIES	\$2	\$14,789	\$14,789	\$14,830	\$4,981	\$0	\$4,981	33.58
5121 - INTERNAL CHARGES	\$0	\$1,100	\$1,100	\$1,059	\$93	\$0	\$93	8.84
5129 - INTERNAL COPY CHARGES	\$0	\$16	\$16	\$16	\$0	\$0	\$0	0.00
5152 - WORKERS COMPENSATION	\$0	\$985	\$985	\$985	\$738	\$0	\$738	75.00
5155 - PUBLIC LIABILITY INSURANCE	\$0	\$722	\$722	\$722	\$541	\$0	\$541	75.00
5315 - COUNTY COST PLAN	\$0	\$17,719	\$17,719	\$17,719	\$13,289	\$0	\$13,289	75.00
5333 - MOTOR POOL	\$0	\$2,588	\$2,588	\$2,588	\$992	\$0	\$992	38.36
INTERNAL CHARGES	\$0	\$23,130	\$23,130	\$23,089	\$15,655	\$0	\$15,655	67.80
TOTAL EXPENSES:	\$2	\$177,356	\$177,356	\$177,356	\$98,081	\$0	\$98,081	55.30
NET BUDGET UNIT: 641617 MATERNAL CHILD HEALTH 17-18	(\$2)	\$0	\$0	\$0	(\$75,857)	\$0	(\$75,857)	0.00

COUNTY OF INYO

BUD022BX - BUDGET INFORMATION

BUDGET TO ACTUAL COMPARE - THIRD QUARTER

RUNDATE: 03/31/2018 TODAY'S DATE: 05/02/2018

FOR FISCAL YEARS: 07/01/2017 - 06/30/2018

	YTD ACTUALS 06/30/2017	BOARD APPROVED 06/30/2018	WORKING BUDGET 06/30/2018	THIRD QUARTER 06/30/2018	YTD ACTUALS 06/30/2018	YTD ENC 06/30/2018	YTD ACTUALS + ENC	YTD % w/ ENC 06/30/2018
641916 WOMEN INFANTS & CHILDREN 16-17								
FUND: 6844 WOMEN, INFANTS & CHILDREN 16-17								
REVENUES:								
4430 - HEALTH REALIGNMENT	\$3,546	\$6,678	\$6,678	\$6,678	\$0	\$0	\$0	0.00
4555 - FEDERAL GRANTS	\$155,932	\$86,757	\$82,428	\$82,428	\$168,224	\$0	\$168,224	204.08
AID FROM OTHER GOVT AGENCIES	\$159,478	\$93,435	\$89,106	\$89,106	\$168,224	\$0	\$168,224	188.79
TOTAL REVENUES:	\$159,478	\$93,435	\$89,106	\$89,106	\$168,224	\$0	\$168,224	188.79
EXPENSES:								
5001 - SALARIED EMPLOYEES	\$134,252	\$44,539	\$43,793	\$43,793	\$43,793	\$0	\$43,793	100.00
5021 - RETIREMENT & SOCIAL	\$9,964	\$3,457	\$3,265	\$3,265	\$3,265	\$0	\$3,265	100.00
5022 - PERS RETIREMENT	\$33,464	\$6,704	\$6,688	\$6,688	\$6,687	\$0	\$6,687	100.00
5024 - RETIREMENT-UNFUNDED LIAB	\$0	\$6,867	\$834	\$834	\$6,867	\$0	\$6,867	823.38
5031 - MEDICAL INSURANCE	\$28,562	\$9,410	\$12,357	\$12,357	\$12,356	\$0	\$12,356	100.00
5032 - DISABILITY INSURANCE	\$1,143	\$446	\$374	\$374	\$374	\$0	\$374	100.05
5042 - SICK LEAVE BUY OUT	\$47	\$13	\$0	\$0	\$0	\$0	\$0	0.00
5043 - OTHER BENEFITS	\$1,937	\$630	\$723	\$723	\$723	\$0	\$723	100.04
SALARIES & BENEFITS	\$209,372	\$72,066	\$68,034	\$68,034	\$74,067	\$0	\$74,067	108.86
5263 - ADVERTISING	\$0	\$600	\$0	\$0	\$0	\$0	\$0	0.00
5265 - PROFESSIONAL & SPECIAL	\$34	\$25	\$25	\$25	\$0	\$0	\$0	0.00
5291 - OFFICE, SPACE & SITE RENTAL	\$5,124	\$2,319	\$2,512	\$2,512	\$2,512	\$0	\$2,512	100.00
5311 - GENERAL OPERATING EXPENSE	\$4,095	\$400	\$649	\$649	\$648	\$0	\$648	99.97
5331 - TRAVEL EXPENSE	\$3,975	\$720	\$1,094	\$1,094	\$1,093	\$0	\$1,093	99.99
5351 - UTILITIES	\$4,015	\$1,500	\$1,175	\$1,175	\$1,182	\$0	\$1,182	100.65
SERVICES & SUPPLIES	\$17,245	\$5,564	\$5,455	\$5,455	\$5,437	\$0	\$5,437	99.68
5121 - INTERNAL CHARGES	\$2,025	\$800	\$800	\$800	\$399	\$0	\$399	49.90
5123 - TECH REFRESH EXPENSE	\$3,546	\$6,678	\$6,678	\$6,678	\$6,678	\$0	\$6,678	100.00
5129 - INTERNAL COPY CHARGES	\$192	\$50	\$78	\$78	\$78	\$0	\$78	100.11
5152 - WORKERS COMPENSATION	\$1,944	\$1,097	\$1,097	\$1,097	\$1,097	\$0	\$1,097	100.00
5155 - PUBLIC LIABILITY INSURANCE	\$1,518	\$805	\$805	\$805	\$804	\$0	\$804	100.00
5315 - COUNTY COST PLAN	\$10,008	\$5,781	\$5,781	\$5,781	\$5,781	\$0	\$5,781	100.00
5333 - MOTOR POOL	\$904	\$594	\$378	\$378	\$414	\$0	\$414	109.55
INTERNAL CHARGES	\$20,138	\$15,805	\$15,617	\$15,617	\$15,252	\$0	\$15,252	97.66
TOTAL EXPENSES:	\$246,756	\$93,435	\$89,106	\$89,106	\$94,757	\$0	\$94,757	106.34
NET BUDGET UNIT: 641916 WOMEN INFANTS & CHILDREN 16-17	(\$87,278)	\$0	\$0	\$0	\$73,466	\$0	\$73,466	0.00

COUNTY OF INYO

BUD022BX - BUDGET INFORMATION

BUDGET TO ACTUAL COMPARE - THIRD QUARTER

RUNDATE: 03/31/2018 TODAY'S DATE: 05/02/2018

FOR FISCAL YEARS: 07/01/2017 - 06/30/2018

	YTD ACTUALS 06/30/2017	BOARD APPROVED 06/30/2018	WORKING BUDGET 06/30/2018	THIRD QUARTER 06/30/2018	YTD ACTUALS 06/30/2018	YTD ENC 06/30/2018	YTD ACTUALS + ENC	YTD % w/ ENC 06/30/2018
641917 WOMEN INFANTS & CHILDREN 17-18								
FUND: 6850 WOMEN,INFANTS & CHILDREN 17-18								
REVENUES:								
4555 - FEDERAL GRANTS	\$0	\$284,747	\$290,780	\$290,780	\$0	\$0	\$0	0.00
AID FROM OTHER GOVT AGENCIES	\$0	\$284,747	\$290,780	\$290,780	\$0	\$0	\$0	0.00
TOTAL REVENUES:	\$0	\$284,747	\$290,780	\$290,780	\$0	\$0	\$0	0.00
EXPENSES:								
5001 - SALARIED EMPLOYEES	\$0	\$133,618	\$133,618	\$133,618	\$83,926	\$0	\$83,926	62.81
5021 - RETIREMENT & SOCIAL	\$0	\$10,368	\$10,368	\$10,368	\$6,336	\$0	\$6,336	61.11
5022 - PERS RETIREMENT	\$0	\$20,112	\$20,112	\$20,112	\$12,728	\$0	\$12,728	63.28
5024 - RETIREMENT-UNFUNDED LIAB	\$0	\$20,599	\$26,632	\$26,632	\$20,599	\$0	\$20,599	77.34
5031 - MEDICAL INSURANCE	\$0	\$28,230	\$28,230	\$27,203	\$14,356	\$0	\$14,356	52.77
5032 - DISABILITY INSURANCE	\$0	\$1,337	\$1,337	\$1,337	\$757	\$0	\$757	56.65
5042 - SICK LEAVE BUY OUT	\$0	\$38	\$38	\$38	\$0	\$0	\$0	0.00
5043 - OTHER BENEFITS	\$0	\$1,890	\$1,890	\$2,917	\$2,187	\$0	\$2,187	75.00
SALARIES & BENEFITS	\$0	\$216,192	\$222,225	\$222,225	\$140,891	\$0	\$140,891	63.40
5263 - ADVERTISING	\$0	\$500	\$500	\$500	\$0	\$0	\$0	0.00
5265 - PROFESSIONAL & SPECIAL	\$0	\$100	\$100	\$100	\$0	\$0	\$0	0.00
5291 - OFFICE, SPACE & SITE RENTAL	\$0	\$3,986	\$3,986	\$3,986	\$2,656	\$0	\$2,656	66.65
5311 - GENERAL OPERATING EXPENSE	\$0	\$31,523	\$31,523	\$31,511	\$3,274	\$0	\$3,274	10.39
5331 - TRAVEL EXPENSE	\$0	\$3,380	\$3,380	\$3,392	\$3,392	\$0	\$3,392	100.01
5351 - UTILITIES	\$0	\$4,000	\$4,000	\$4,000	\$2,614	\$0	\$2,614	65.35
SERVICES & SUPPLIES	\$0	\$43,489	\$43,489	\$43,489	\$11,937	\$0	\$11,937	27.44
5121 - INTERNAL CHARGES	\$0	\$2,000	\$2,000	\$2,000	\$499	\$0	\$499	24.95
5129 - INTERNAL COPY CHARGES	\$0	\$150	\$150	\$150	\$48	\$0	\$48	32.35
5152 - WORKERS COMPENSATION	\$0	\$1,868	\$1,868	\$1,868	\$1,245	\$0	\$1,245	66.66
5155 - PUBLIC LIABILITY INSURANCE	\$0	\$1,370	\$1,370	\$1,370	\$913	\$0	\$913	66.66
5315 - COUNTY COST PLAN	\$0	\$17,340	\$17,340	\$17,340	\$11,562	\$0	\$11,562	66.67
5333 - MOTOR POOL	\$0	\$2,338	\$2,338	\$2,338	\$614	\$0	\$614	26.26
INTERNAL CHARGES	\$0	\$25,066	\$25,066	\$25,066	\$14,882	\$0	\$14,882	59.37
TOTAL EXPENSES:	\$0	\$284,747	\$290,780	\$290,780	\$167,711	\$0	\$167,711	57.67
NET BUDGET UNIT: 641917 WOMEN INFANTS & CHILDREN 17-18	\$0	\$0	\$0	\$0	(\$167,711)	\$0	(\$167,711)	0.00

COUNTY OF INYO

BUD022BX - BUDGET INFORMATION

BUDGET TO ACTUAL COMPARE - THIRD QUARTER

RUNDATE: 03/31/2018 TODAY'S DATE: 05/02/2018

FOR FISCAL YEARS: 07/01/2017 - 06/30/2018

	YTD ACTUALS 06/30/2017	BOARD APPROVED 06/30/2018	WORKING BUDGET 06/30/2018	THIRD QUARTER 06/30/2018	YTD ACTUALS 06/30/2018	YTD ENC 06/30/2018	YTD ACTUALS + ENC	YTD % w/ ENC 06/30/2018
642515 CBCAP								
FUND: 6840 CBCAP								
REVENUES:								
4301 - INTEREST FROM TREASURY	\$364	\$100	\$100	\$100	\$50	\$0	\$50	50.56
REV USE OF MONEY & PROPERTY	\$364	\$100	\$100	\$100	\$50	\$0	\$50	50.56
4498 - STATE GRANTS	\$27,342	\$27,342	\$27,719	\$27,719	\$0	\$0	\$0	0.00
AID FROM OTHER GOVT AGENCIES	\$27,342	\$27,342	\$27,719	\$27,719	\$0	\$0	\$0	0.00
OTHER FINANCING SOURCES	\$0	\$0	\$0	\$0	\$0	\$0	\$0	0.00
TOTAL REVENUES:	\$27,706	\$27,442	\$27,819	\$27,819	\$50	\$0	\$50	0.18
EXPENSES:								
5001 - SALARIED EMPLOYEES	\$10,142	\$12,122	\$12,122	\$12,122	\$8,788	\$0	\$8,788	72.49
5012 - PART TIME EMPLOYEES	\$1,439	\$0	\$0	\$0	\$0	\$0	\$0	0.00
5021 - RETIREMENT & SOCIAL	\$859	\$927	\$927	\$927	\$654	\$0	\$654	70.59
5022 - PERS RETIREMENT	\$1,795	\$1,066	\$1,066	\$1,066	\$772	\$0	\$772	72.49
5024 - RETIREMENT-UNFUNDED LIAB	\$0	\$2,564	\$2,564	\$2,564	\$2,564	\$0	\$2,564	100.00
5031 - MEDICAL INSURANCE	\$1,936	\$1,934	\$1,934	\$1,934	\$1,432	\$0	\$1,432	74.05
5032 - DISABILITY INSURANCE	\$84	\$121	\$121	\$121	\$78	\$0	\$78	65.24
SALARIES & BENEFITS	\$16,258	\$18,734	\$18,734	\$18,734	\$14,290	\$0	\$14,290	76.28
5351 - UTILITIES	\$3,274	\$2,500	\$2,877	\$2,877	\$2,258	\$0	\$2,258	78.51
SERVICES & SUPPLIES	\$3,274	\$2,500	\$2,877	\$2,877	\$2,258	\$0	\$2,258	78.51
5152 - WORKERS COMPENSATION	\$177	\$188	\$188	\$188	\$141	\$0	\$141	75.01
5155 - PUBLIC LIABILITY INSURANCE	\$138	\$138	\$138	\$138	\$103	\$0	\$103	75.00
5315 - COUNTY COST PLAN	\$300	\$4,867	\$4,867	\$4,867	\$3,650	\$0	\$3,650	75.00
5333 - MOTOR POOL	\$8,690	\$1,015	\$1,015	\$1,015	\$1,015	\$0	\$1,015	100.00
INTERNAL CHARGES	\$9,305	\$6,208	\$6,208	\$6,208	\$4,909	\$0	\$4,909	79.08
OTHER CHARGES	\$0	\$0	\$0	\$0	\$0	\$0	\$0	0.00
5801 - OPERATING TRANSFERS OUT	\$25,008	\$10,139	\$24,651	\$24,651	\$12,252	\$0	\$12,252	49.70
OTHER FINANCING USES	\$25,008	\$10,139	\$24,651	\$24,651	\$12,252	\$0	\$12,252	49.70
TOTAL EXPENSES:	\$53,845	\$37,581	\$52,470	\$52,470	\$33,711	\$0	\$33,711	64.24
NET BUDGET UNIT: 642515 CBCAP	(\$26,139)	(\$10,139)	(\$24,651)	(\$24,651)	(\$33,661)	\$0	(\$33,661)	136.55

COUNTY OF INYO

BUD022BX - BUDGET INFORMATION

BUDGET TO ACTUAL COMPARE - THIRD QUARTER

RUNDATE: 03/31/2018 TODAY'S DATE: 05/02/2018

FOR FISCAL YEARS: 07/01/2017 - 06/30/2018

	YTD ACTUALS 06/30/2017	BOARD APPROVED 06/30/2018	WORKING BUDGET 06/30/2018	THIRD QUARTER 06/30/2018	YTD ACTUALS 06/30/2018	YTD ENC 06/30/2018	YTD ACTUALS + ENC	YTD % w/ ENC 06/30/2018
643000 FIRST FIVE COMMISSION								
FUND: 6566 CHILDREN & FAMILIES COMMISSION								
REVENUES:								
TAXES - PROPERTY	\$0	\$0	\$0	\$0	\$0	\$0	\$0	0.00
4301 - INTEREST FROM TREASURY	\$7,370	\$1,500	\$1,869	\$1,869	\$1,868	\$0	\$1,868	99.99
REV USE OF MONEY & PROPERTY	\$7,370	\$1,500	\$1,869	\$1,869	\$1,868	\$0	\$1,868	99.99
4498 - STATE GRANTS	\$350,818	\$350,000	\$350,000	\$350,000	\$362,958	\$0	\$362,958	103.70
AID FROM OTHER GOVT AGENCIES	\$350,818	\$350,000	\$350,000	\$350,000	\$362,958	\$0	\$362,958	103.70
CHARGES FOR CURRENT SERVICES	\$0	\$0	\$0	\$0	\$0	\$0	\$0	0.00
4998 - OPERATING TRANSFERS IN	\$0	\$35,000	\$35,000	\$35,000	\$0	\$0	\$0	0.00
OTHER FINANCING SOURCES	\$0	\$35,000	\$35,000	\$35,000	\$0	\$0	\$0	0.00
OTHER REVENUE	\$0	\$0	\$0	\$0	\$0	\$0	\$0	0.00
TOTAL REVENUES:	\$358,188	\$386,500	\$386,869	\$386,869	\$364,827	\$0	\$364,827	94.30
EXPENSES:								
5001 - SALARIED EMPLOYEES	\$72,629	\$137,084	\$137,084	\$137,084	\$80,379	\$0	\$80,379	58.63
5021 - RETIREMENT & SOCIAL	\$5,455	\$10,487	\$10,487	\$10,487	\$6,602	\$0	\$6,602	62.95
5022 - PERS RETIREMENT	\$17,739	\$12,426	\$12,426	\$12,426	\$7,333	\$0	\$7,333	59.01
5024 - RETIREMENT-UNFUNDED LIAB	\$0	\$13,275	\$13,275	\$13,275	\$13,275	\$0	\$13,275	100.00
5031 - MEDICAL INSURANCE	\$9,413	\$35,443	\$28,199	\$27,340	\$4,583	\$0	\$4,583	16.76
5032 - DISABILITY INSURANCE	\$635	\$1,367	\$1,367	\$1,367	\$743	\$0	\$743	54.36
5042 - SICK LEAVE BUY OUT	\$81	\$0	\$0	\$0	\$0	\$0	\$0	0.00
5043 - OTHER BENEFITS	\$33	\$0	\$7,244	\$8,103	\$6,077	\$0	\$6,077	75.00
5045 - COMPENSATED ABSENCE	(\$8,129)	\$0	\$0	\$0	\$0	\$0	\$0	0.00
SALARIES & BENEFITS	\$97,859	\$210,082	\$210,082	\$210,082	\$118,994	\$0	\$118,994	56.64
5131 - FOOD & HOUSEHOLD SUPPLIES	\$8	\$0	\$0	\$0	\$0	\$0	\$0	0.00
5232 - OFFICE & OTHER EQUIP < \$5,000	\$213	\$2,200	\$3,000	\$3,000	\$410	\$1,160	\$1,570	52.36
5260 - HEALTH - EMPLOYEE	\$335	\$400	\$218	\$218	\$218	\$0	\$218	100.02
5263 - ADVERTISING	\$33	\$10,500	\$10,500	\$10,500	\$1,026	\$0	\$1,026	9.77
5265 - PROFESSIONAL & SPECIAL	\$198,845	\$148,500	\$127,320	\$127,320	\$91,155	\$45,373	\$136,529	107.23
5291 - OFFICE, SPACE & SITE RENTAL	\$4,024	\$6,531	\$6,531	\$6,531	\$3,359	\$0	\$3,359	51.43
5311 - GENERAL OPERATING EXPENSE	\$32,152	\$61,875	\$70,608	\$70,608	\$11,575	\$0	\$11,575	16.39
5331 - TRAVEL EXPENSE	\$2,522	\$11,504	\$24,000	\$24,000	\$15,008	\$0	\$15,008	62.53
5351 - UTILITIES	\$3,325	\$3,940	\$3,940	\$3,940	\$2,253	\$0	\$2,253	57.20

COUNTY OF INYO

BUD022BX - BUDGET INFORMATION

BUDGET TO ACTUAL COMPARE - THIRD QUARTER

RUNDATE: 03/31/2018 TODAY'S DATE: 05/02/2018

FOR FISCAL YEARS: 07/01/2017 - 06/30/2018

	YTD ACTUALS 06/30/2017	BOARD APPROVED 06/30/2018	WORKING BUDGET 06/30/2018	THIRD QUARTER 06/30/2018	YTD ACTUALS 06/30/2018	YTD ENC 06/30/2018	YTD ACTUALS + ENC	YTD % w/ ENC 06/30/2018
SERVICES & SUPPLIES	\$241,461	\$245,450	\$246,117	\$246,117	\$125,007	\$46,533	\$171,540	69.69
5121 - INTERNAL CHARGES	\$2,316	\$3,300	\$3,300	\$3,300	\$755	\$0	\$755	22.88
5123 - TECH REFRESH EXPENSE	\$2,905	\$2,003	\$2,003	\$2,003	\$1,502	\$0	\$1,502	75.00
5129 - INTERNAL COPY CHARGES	\$1,566	\$1,137	\$1,670	\$1,670	\$973	\$0	\$973	58.26
5152 - WORKERS COMPENSATION	\$1,176	\$1,357	\$1,357	\$1,357	\$1,017	\$0	\$1,017	75.00
5155 - PUBLIC LIABILITY INSURANCE	\$918	\$995	\$995	\$995	\$746	\$0	\$746	75.00
5315 - COUNTY COST PLAN	\$10,638	\$15,008	\$15,008	\$15,008	\$11,256	\$0	\$11,256	75.00
5333 - MOTOR POOL	\$2,888	\$7,336	\$7,336	\$7,336	\$2,331	\$0	\$2,331	31.78
INTERNAL CHARGES	\$22,408	\$31,136	\$31,669	\$31,669	\$18,582	\$0	\$18,582	58.67
5501 - SUPPORT & CARE OF PERSONS	\$27	\$0	\$0	\$0	\$0	\$0	\$0	0.00
5539 - OTHER AGENCY	\$86,947	\$67,597	\$67,597	\$67,597	\$22,999	\$0	\$22,999	34.02
OTHER CHARGES	\$86,974	\$67,597	\$67,597	\$67,597	\$22,999	\$0	\$22,999	34.02
FIXED ASSETS	\$0	\$0	\$0	\$0	\$0	\$0	\$0	0.00
RESERVES	\$0	\$0	\$0	\$0	\$0	\$0	\$0	0.00
TOTAL EXPENSES:	\$448,703	\$554,265	\$555,465	\$555,465	\$285,583	\$46,533	\$332,116	59.79
NET BUDGET UNIT: 643000 FIRST FIVE COMMISSION	(\$90,514)	(\$167,765)	(\$168,596)	(\$168,596)	\$79,243	(\$46,533)	\$32,710	-19.40

COUNTY OF INYO

BUD022BX - BUDGET INFORMATION

BUDGET TO ACTUAL COMPARE - THIRD QUARTER

RUNDATE: 03/31/2018 TODAY'S DATE: 05/02/2018

FOR FISCAL YEARS: 07/01/2017 - 06/30/2018

	YTD ACTUALS 06/30/2017	BOARD APPROVED 06/30/2018	WORKING BUDGET 06/30/2018	THIRD QUARTER 06/30/2018	YTD ACTUALS 06/30/2018	YTD ENC 06/30/2018	YTD ACTUALS + ENC	YTD % w/ ENC 06/30/2018
643111 TECOPA LAGOON PHASE 2								
FUND: 6760 TECOPA LAGOON PROJECT								
REVENUES:								
OTHER FINANCING SOURCES	\$0	\$0	\$0	\$0	\$0	\$0	\$0	0.00
TOTAL REVENUES:	\$0	\$0	\$0	\$0	\$0	\$0	\$0	0.00
EXPENSES:								
5265 - PROFESSIONAL & SPECIAL	\$0	\$20,000	\$20,000	\$20,000	\$1,225	\$0	\$1,225	6.12
5331 - TRAVEL EXPENSE	\$0	\$2,000	\$2,000	\$2,000	\$0	\$0	\$0	0.00
SERVICES & SUPPLIES	\$0	\$22,000	\$22,000	\$22,000	\$1,225	\$0	\$1,225	5.56
INTERNAL CHARGES	\$0	\$0	\$0	\$0	\$0	\$0	\$0	0.00
5700 - CONSTRUCTION IN PROGRESS	\$0	\$253,673	\$253,673	\$253,673	\$0	\$0	\$0	0.00
FIXED ASSETS	\$0	\$253,673	\$253,673	\$253,673	\$0	\$0	\$0	0.00
OTHER FINANCING USES	\$0	\$0	\$0	\$0	\$0	\$0	\$0	0.00
TOTAL EXPENSES:	\$0	\$275,673	\$275,673	\$275,673	\$1,225	\$0	\$1,225	0.44
NET BUDGET UNIT: 643111 TECOPA LAGOON PHASE 2	\$0	(\$275,673)	(\$275,673)	(\$275,673)	(\$1,225)	\$0	(\$1,225)	0.44

COUNTY OF INYO

BUD022BX - BUDGET INFORMATION

BUDGET TO ACTUAL COMPARE - THIRD QUARTER

RUNDATE: 03/31/2018 TODAY'S DATE: 05/02/2018

FOR FISCAL YEARS: 07/01/2017 - 06/30/2018

	YTD ACTUALS 06/30/2017	BOARD APPROVED 06/30/2018	WORKING BUDGET 06/30/2018	THIRD QUARTER 06/30/2018	YTD ACTUALS 06/30/2018	YTD ENC 06/30/2018	YTD ACTUALS + ENC	YTD % w/ ENC 06/30/2018
670105 DEHY PARK GRANT PROJECTS								
FUND: 6732 DEHY PARK GRANT PROGRAMS								
REVENUES:								
4301 - INTEREST FROM TREASURY	(\$810)	\$0	\$0	\$0	(\$21)	\$0	(\$21)	0.00
REV USE OF MONEY & PROPERTY	(\$810)	\$0	\$0	\$0	(\$21)	\$0	(\$21)	0.00
4555 - FEDERAL GRANTS	\$396,806	\$19,991	\$20,602	\$20,602	\$20,601	\$0	\$20,601	100.00
AID FROM OTHER GOVT AGENCIES	\$396,806	\$19,991	\$20,602	\$20,602	\$20,601	\$0	\$20,601	100.00
CHARGES FOR CURRENT SERVICES	\$0	\$0	\$0	\$0	\$0	\$0	\$0	0.00
OTHER REVENUE	\$0	\$0	\$0	\$0	\$0	\$0	\$0	0.00
TOTAL REVENUES:	\$395,996	\$19,991	\$20,602	\$20,602	\$20,580	\$0	\$20,580	99.89
EXPENSES:								
5265 - PROFESSIONAL & SPECIAL	\$26,199	\$16,991	\$0	\$0	\$0	\$0	\$0	0.00
SERVICES & SUPPLIES	\$26,199	\$16,991	\$0	\$0	\$0	\$0	\$0	0.00
5124 - EXTERNAL CHARGES	\$36,650	\$3,000	\$3,078	\$3,078	\$2,832	\$0	\$2,832	92.03
INTERNAL CHARGES	\$36,650	\$3,000	\$3,078	\$3,078	\$2,832	\$0	\$2,832	92.03
5700 - CONSTRUCTION IN PROGRESS	\$321,330	\$0	\$16,913	\$16,913	\$16,912	\$0	\$16,912	99.99
FIXED ASSETS	\$321,330	\$0	\$16,913	\$16,913	\$16,912	\$0	\$16,912	99.99
OTHER FINANCING USES	\$0	\$0	\$0	\$0	\$0	\$0	\$0	0.00
RESERVES	\$0	\$0	\$0	\$0	\$0	\$0	\$0	0.00
TOTAL EXPENSES:	\$384,180	\$19,991	\$19,991	\$19,991	\$19,745	\$0	\$19,745	98.77
NET BUDGET UNIT: 670105 DEHY PARK GRANT PROJECTS	\$11,816	\$0	\$611	\$611	\$834	\$0	\$834	136.65

COUNTY OF INYO

BUD022BX - BUDGET INFORMATION

BUDGET TO ACTUAL COMPARE - THIRD QUARTER

RUNDATE: 03/31/2018 TODAY'S DATE: 05/02/2018

FOR FISCAL YEARS: 07/01/2017 - 06/30/2018

	YTD ACTUALS 06/30/2017	BOARD APPROVED 06/30/2018	WORKING BUDGET 06/30/2018	THIRD QUARTER 06/30/2018	YTD ACTUALS 06/30/2018	YTD ENC 06/30/2018	YTD ACTUALS + ENC	YTD % w/ ENC 06/30/2018
671413 CALMET TASK FORCE								
FUND: 6193 CALMET TASK FORCE								
REVENUES:								
4498 - STATE GRANTS	\$123,060	\$122,558	\$122,558	\$122,558	\$95,608	\$0	\$95,608	78.01
AID FROM OTHER GOVT AGENCIES	\$123,060	\$122,558	\$122,558	\$122,558	\$95,608	\$0	\$95,608	78.01
OTHER FINANCING SOURCES	\$0	\$0	\$0	\$0	\$0	\$0	\$0	0.00
TOTAL REVENUES:	\$123,060	\$122,558	\$122,558	\$122,558	\$95,608	\$0	\$95,608	78.01
EXPENSES:								
5122 - CELL PHONES	\$2,116	\$3,900	\$1,800	\$1,800	\$935	\$0	\$935	51.94
5171 - MAINTENANCE OF EQUIPMENT	\$0	\$580	\$580	\$580	\$0	\$0	\$0	0.00
5232 - OFFICE & OTHER EQUIP < \$5,000	\$2,730	\$3,480	\$4,000	\$4,000	\$1,938	\$0	\$1,938	48.45
5265 - PROFESSIONAL & SPECIAL	\$0	\$2,000	\$6,849	\$6,849	\$139	\$4,848	\$4,988	72.83
5281 - RENTS & LEASES-EQUIPMENT	\$0	\$960	\$960	\$960	\$0	\$0	\$0	0.00
5291 - OFFICE, SPACE & SITE RENTAL	\$25,092	\$25,092	\$25,092	\$25,092	\$18,819	\$6,273	\$25,092	100.00
5311 - GENERAL OPERATING EXPENSE	\$4,401	\$7,650	\$5,000	\$5,000	\$3,171	\$356	\$3,527	70.55
5330 - TRAVEL EXPENSE-REQUIRED	\$0	\$9,428	\$13,050	\$13,050	\$0	\$0	\$0	0.00
5331 - TRAVEL EXPENSE	\$46	\$0	\$0	\$0	\$0	\$0	\$0	0.00
5351 - UTILITIES	\$9,208	\$10,640	\$11,593	\$11,593	\$6,541	\$2,801	\$9,342	80.58
SERVICES & SUPPLIES	\$43,594	\$63,730	\$68,924	\$68,924	\$31,544	\$14,279	\$45,824	66.48
5121 - INTERNAL CHARGES	\$45,083	\$45,000	\$50,000	\$50,000	\$46,811	\$0	\$46,811	93.62
5315 - COUNTY COST PLAN	\$1,205	\$3,951	\$3,951	\$3,951	\$2,963	\$0	\$2,963	75.00
INTERNAL CHARGES	\$46,288	\$48,951	\$53,951	\$53,951	\$49,774	\$0	\$49,774	92.25
TOTAL EXPENSES:	\$89,883	\$112,681	\$122,875	\$122,875	\$81,319	\$14,279	\$95,599	77.80
NET BUDGET UNIT: 671413 CALMET TASK FORCE	\$33,176	\$9,877	(\$317)	(\$317)	\$14,289	(\$14,279)	\$9	-3.05

COUNTY OF INYO

BUD022BX - BUDGET INFORMATION

BUDGET TO ACTUAL COMPARE - THIRD QUARTER

RUNDATE: 03/31/2018 TODAY'S DATE: 05/02/2018

FOR FISCAL YEARS: 07/01/2017 - 06/30/2018

	YTD ACTUALS 06/30/2017	BOARD APPROVED 06/30/2018	WORKING BUDGET 06/30/2018	THIRD QUARTER 06/30/2018	YTD ACTUALS 06/30/2018	YTD ENC 06/30/2018	YTD ACTUALS + ENC	YTD % w/ ENC 06/30/2018
671507 CANNABIS SUPPRESSION								
FUND: 6738 CANNABIS SUPPRESSION								
REVENUES:								
4555 - FEDERAL GRANTS	\$10,000	\$5,000	\$7,000	\$7,000	\$0	\$0	\$0	0.00
AID FROM OTHER GOVT AGENCIES	\$10,000	\$5,000	\$7,000	\$7,000	\$0	\$0	\$0	0.00
TOTAL REVENUES:	\$10,000	\$5,000	\$7,000	\$7,000	\$0	\$0	\$0	0.00
EXPENSES:								
5003 - OVERTIME	\$3,377	\$3,690	\$0	\$0	\$0	\$0	\$0	0.00
SALARIES & BENEFITS	\$3,377	\$3,690	\$0	\$0	\$0	\$0	\$0	0.00
5112 - PERSONAL & SAFETY	\$0	\$500	\$0	\$0	\$0	\$0	\$0	0.00
5232 - OFFICE & OTHER EQUIP < \$5,000	\$0	\$0	\$0	\$2,000	\$0	\$0	\$0	0.00
5265 - PROFESSIONAL & SPECIAL	\$0	\$290	\$0	\$0	\$0	\$0	\$0	0.00
5281 - RENTS & LEASES-EQUIPMENT	\$0	\$200	\$0	\$0	\$0	\$0	\$0	0.00
5331 - TRAVEL EXPENSE	\$0	\$320	\$0	\$0	\$0	\$0	\$0	0.00
5499 - PRIOR YEAR REFUNDS	\$1,622	\$0	\$5,000	\$5,000	\$5,000	\$0	\$5,000	100.00
SERVICES & SUPPLIES	\$1,622	\$1,310	\$5,000	\$7,000	\$5,000	\$0	\$5,000	71.42
INTERNAL CHARGES	\$0	\$0	\$0	\$0	\$0	\$0	\$0	0.00
FIXED ASSETS	\$0	\$0	\$0	\$0	\$0	\$0	\$0	0.00
TOTAL EXPENSES:	\$5,000	\$5,000	\$5,000	\$7,000	\$5,000	\$0	\$5,000	71.42
NET BUDGET UNIT: 671507 CANNABIS SUPPRESSION	\$5,000	\$0	\$2,000	\$0	(\$5,000)	\$0	(\$5,000)	0.00

COUNTY OF INYO

BUD022BX - BUDGET INFORMATION

BUDGET TO ACTUAL COMPARE - THIRD QUARTER

RUNDATE: 03/31/2018 TODAY'S DATE: 05/02/2018

FOR FISCAL YEARS: 07/01/2017 - 06/30/2018

	YTD ACTUALS 06/30/2017	BOARD APPROVED 06/30/2018	WORKING BUDGET 06/30/2018	THIRD QUARTER 06/30/2018	YTD ACTUALS 06/30/2018	YTD ENC 06/30/2018	YTD ACTUALS + ENC	YTD % w/ ENC 06/30/2018
683000 ESAAA								
FUND: 6830 ESAAA								
REVENUES:								
4061 - LOCAL TRANSPORTATION TAX	\$39,399	\$39,150	\$39,150	\$39,150	\$22,837	\$0	\$22,837	58.33
TAXES - SALES	\$39,399	\$39,150	\$39,150	\$39,150	\$22,837	\$0	\$22,837	58.33
4320 - TECOPA COMMUNITY CENTER	\$35	\$0	\$260	\$260	\$455	\$0	\$455	175.00
RENTS & LEASES	\$35	\$0	\$260	\$260	\$455	\$0	\$455	175.00
4301 - INTEREST FROM TREASURY	(\$863)	\$0	\$0	\$0	(\$363)	\$0	(\$363)	0.00
4316 - STATHAM HALL RENT	\$756	\$1,350	\$1,090	\$1,090	\$405	\$0	\$405	37.15
4317 - BIG PINE LEGION HALL RENT	\$447	\$600	\$600	\$600	\$466	\$0	\$466	77.73
4318 - INDEPENDENCE LEGION HALL	\$0	\$100	\$100	\$100	\$32	\$0	\$32	32.50
REV USE OF MONEY & PROPERTY	\$340	\$2,050	\$1,790	\$1,790	\$540	\$0	\$540	30.17
4499 - STATE OTHER	\$272,784	\$241,003	\$241,003	\$241,003	\$147,770	\$0	\$147,770	61.31
4552 - FEDERAL OTHER	\$457,580	\$481,957	\$481,957	\$481,957	\$297,327	\$0	\$297,327	61.69
AID FROM OTHER GOVT AGENCIES	\$730,364	\$722,960	\$722,960	\$722,960	\$445,097	\$0	\$445,097	61.56
4825 - OTHER CURRENT CHARGES	\$27,962	\$40,000	\$40,000	\$40,000	\$21,151	\$0	\$21,151	52.87
CHARGES FOR CURRENT SERVICES	\$27,962	\$40,000	\$40,000	\$40,000	\$21,151	\$0	\$21,151	52.87
4998 - OPERATING TRANSFERS IN	\$109,008	\$109,740	\$109,740	\$109,740	\$55,000	\$0	\$55,000	50.11
OTHER FINANCING SOURCES	\$109,008	\$109,740	\$109,740	\$109,740	\$55,000	\$0	\$55,000	50.11
4911 - SALES OF FIXED ASSETS	\$4,873	\$0	\$0	\$0	\$0	\$0	\$0	0.00
4951 - DONATIONS	\$5,000	\$5,000	\$5,000	\$5,000	\$5,000	\$0	\$5,000	100.00
OTHER REVENUE	\$9,873	\$5,000	\$5,000	\$5,000	\$5,000	\$0	\$5,000	100.00
TOTAL REVENUES:	\$916,983	\$918,900	\$918,900	\$918,900	\$550,081	\$0	\$550,081	59.86
EXPENSES:								
5001 - SALARIED EMPLOYEES	\$193,084	\$202,519	\$202,519	\$202,519	\$143,942	\$0	\$143,942	71.07
5003 - OVERTIME	\$195	\$1,000	\$1,000	\$1,000	\$166	\$0	\$166	16.65
5012 - PART TIME EMPLOYEES	\$65,996	\$95,362	\$95,362	\$95,362	\$52,373	\$0	\$52,373	54.92
5021 - RETIREMENT & SOCIAL	\$19,814	\$23,547	\$23,547	\$23,547	\$15,072	\$0	\$15,072	64.01
5022 - PERS RETIREMENT	\$41,691	\$24,172	\$24,172	\$24,172	\$17,397	\$0	\$17,397	71.97
5024 - RETIREMENT-UNFUNDED LIAB	\$0	\$28,290	\$28,290	\$28,290	\$28,290	\$0	\$28,290	100.00
5025 - RETIREE HEALTH BENEFITS	\$31,513	\$33,762	\$33,762	\$33,762	\$25,321	\$0	\$25,321	75.00
5031 - MEDICAL INSURANCE	\$34,737	\$38,850	\$38,850	\$38,850	\$27,195	\$0	\$27,195	70.00
5032 - DISABILITY INSURANCE	\$2,155	\$2,981	\$2,981	\$2,981	\$1,738	\$0	\$1,738	58.31
5042 - SICK LEAVE BUY OUT	\$974	\$925	\$925	\$925	\$394	\$0	\$394	42.63

COUNTY OF INYO

BUD022BX - BUDGET INFORMATION

BUDGET TO ACTUAL COMPARE - THIRD QUARTER

RUNDATE: 03/31/2018 TODAY'S DATE: 05/02/2018

FOR FISCAL YEARS: 07/01/2017 - 06/30/2018

		YTD ACTUALS 06/30/2017	BOARD APPROVED 06/30/2018	WORKING BUDGET 06/30/2018	THIRD QUARTER 06/30/2018	YTD ACTUALS 06/30/2018	YTD ENC 06/30/2018	YTD ACTUALS + ENC	YTD % w/ ENC 06/30/2018
5043	- OTHER BENEFITS	\$10,608	\$9,000	\$9,000	\$9,000	\$6,841	\$0	\$6,841	76.01
	SALARIES & BENEFITS	\$400,773	\$460,408	\$460,408	\$460,408	\$318,734	\$0	\$318,734	69.22
5122	- CELL PHONES	\$412	\$420	\$420	\$420	\$250	\$0	\$250	59.69
5131	- FOOD & HOUSEHOLD SUPPLIES	\$142,744	\$64,867	\$64,867	\$60,480	\$39,032	\$1,070	\$40,102	66.30
5154	- UNEMPLOYMENT INSURANCE	\$0	\$100	\$100	\$100	\$0	\$0	\$0	0.00
5232	- OFFICE & OTHER EQUIP < \$5,000	\$0	\$250	\$250	\$250	\$0	\$0	\$0	0.00
5260	- HEALTH - EMPLOYEE	\$664	\$400	\$700	\$700	\$560	\$0	\$560	80.04
5263	- ADVERTISING	\$2,128	\$2,000	\$2,000	\$2,000	\$1,229	\$0	\$1,229	61.46
5265	- PROFESSIONAL & SPECIAL	\$33,529	\$35,558	\$37,083	\$37,083	\$15,580	\$13,430	\$29,010	78.23
5291	- OFFICE, SPACE & SITE RENTAL	\$6,996	\$2,463	\$6,394	\$6,394	\$4,356	\$0	\$4,356	68.13
5311	- GENERAL OPERATING EXPENSE	\$20,196	\$19,200	\$14,421	\$14,421	\$6,814	\$0	\$6,814	47.25
5331	- TRAVEL EXPENSE	\$3,504	\$3,140	\$3,140	\$3,140	\$1,771	\$0	\$1,771	56.41
5351	- UTILITIES	\$32,253	\$24,165	\$24,165	\$24,165	\$17,957	\$0	\$17,957	74.31
5499	- PRIOR YEAR REFUNDS	\$1,836	\$0	\$0	\$0	\$0	\$0	\$0	0.00
	SERVICES & SUPPLIES	\$244,267	\$152,563	\$153,540	\$149,153	\$87,553	\$14,500	\$102,054	68.42
5121	- INTERNAL CHARGES	\$13,275	\$9,295	\$9,295	\$9,295	\$2,434	\$0	\$2,434	26.19
5124	- EXTERNAL CHARGES	\$289	\$0	\$0	\$0	\$0	\$0	\$0	0.00
5128	- INTERNAL SHREDDING	\$287	\$300	\$300	\$300	\$0	\$0	\$0	0.00
5129	- INTERNAL COPY CHARGES	\$3,227	\$2,490	\$2,490	\$2,490	\$1,162	\$0	\$1,162	46.68
5152	- WORKERS COMPENSATION	\$22,218	\$11,415	\$11,415	\$11,415	\$8,561	\$0	\$8,561	75.00
5155	- PUBLIC LIABILITY INSURANCE	\$5,534	\$5,032	\$5,032	\$5,032	\$3,974	\$0	\$3,974	78.97
5315	- COUNTY COST PLAN	\$184,618	\$174,161	\$174,161	\$174,161	\$130,620	\$0	\$130,620	75.00
5333	- MOTOR POOL	\$20,096	\$14,882	\$14,882	\$19,269	\$14,452	\$0	\$14,452	75.00
	INTERNAL CHARGES	\$249,546	\$217,575	\$217,575	\$221,962	\$161,205	\$0	\$161,205	72.62
5539	- OTHER AGENCY	\$101,457	\$88,148	\$88,696	\$88,696	\$51,735	\$45,740	\$97,475	109.89
	OTHER CHARGES	\$101,457	\$88,148	\$88,696	\$88,696	\$51,735	\$45,740	\$97,475	109.89
5801	- OPERATING TRANSFERS OUT	\$0	\$206	\$206	\$206	\$206	\$0	\$206	100.00
	OTHER FINANCING USES	\$0	\$206	\$206	\$206	\$206	\$0	\$206	100.00
	RESERVES	\$0	\$0	\$0	\$0	\$0	\$0	\$0	0.00
	TOTAL EXPENSES:	\$996,043	\$918,900	\$920,425	\$920,425	\$619,434	\$60,240	\$679,674	73.84
NET BUDGET UNIT:	683000 ESAAA	(\$79,060)	\$0	(\$1,525)	(\$1,525)	(\$69,352)	(\$60,240)	(\$129,593)	8,497.90

COUNTY OF INYO

BUD022BX - BUDGET INFORMATION

BUDGET TO ACTUAL COMPARE - THIRD QUARTER

RUNDATE: 03/31/2018 TODAY'S DATE: 05/02/2018

FOR FISCAL YEARS: 07/01/2017 - 06/30/2018

	YTD ACTUALS 06/30/2017	BOARD APPROVED 06/30/2018	WORKING BUDGET 06/30/2018	THIRD QUARTER 06/30/2018	YTD ACTUALS 06/30/2018	YTD ENC 06/30/2018	YTD ACTUALS + ENC	YTD % w/ ENC 06/30/2018
699900 COMPUTER SYSTEMS FUND								
FUND: 6999 COMPUTER SYSTEM FUND								
REVENUES:								
4998 - OPERATING TRANSFERS IN	\$0	\$232,649	\$273,649	\$273,649	\$232,649	\$0	\$232,649	85.01
OTHER FINANCING SOURCES	\$0	\$232,649	\$273,649	\$273,649	\$232,649	\$0	\$232,649	85.01
TOTAL REVENUES:	\$0	\$232,649	\$273,649	\$273,649	\$232,649	\$0	\$232,649	85.01
EXPENSES:								
5801 - OPERATING TRANSFERS OUT	\$0	\$0	\$3,000	\$3,000	\$0	\$0	\$0	0.00
OTHER FINANCING USES	\$0	\$0	\$3,000	\$3,000	\$0	\$0	\$0	0.00
RESERVES	\$0	\$0	\$0	\$0	\$0	\$0	\$0	0.00
TOTAL EXPENSES:	\$0	\$0	\$3,000	\$3,000	\$0	\$0	\$0	0.00
NET BUDGET UNIT: 699900 COMPUTER SYSTEMS FUND	\$0	\$232,649	\$270,649	\$270,649	\$232,649	\$0	\$232,649	85.95

COUNTY OF INYO

BUD022BX - BUDGET INFORMATION

BUDGET TO ACTUAL COMPARE - THIRD QUARTER

RUNDATE: 03/31/2018 TODAY'S DATE: 05/02/2018

FOR FISCAL YEARS: 07/01/2017 - 06/30/2018

	YTD ACTUALS 06/30/2017	BOARD APPROVED 06/30/2018	WORKING BUDGET 06/30/2018	THIRD QUARTER 06/30/2018	YTD ACTUALS 06/30/2018	YTD ENC 06/30/2018	YTD ACTUALS + ENC	YTD % w/ ENC 06/30/2018
800001 BIG PINE LIGHTING								
FUND: 8000 BIG PINE LIGHTING								
REVENUES:								
4001 - CURRENT SECURED TAXES	\$20,365	\$16,000	\$16,000	\$16,000	\$11,689	\$0	\$11,689	73.06
4004 - CURRENT UNSECURED TAXES	\$2,252	\$2,500	\$2,500	\$2,500	\$2,257	\$0	\$2,257	90.29
4008 - SB813 DISTRIBUTIONS	\$107	\$150	\$150	\$150	(\$281)	\$0	(\$281)	-187.51
4021 - PRIOR YEAR SECURED TAXES	\$200	\$50	\$50	\$50	\$459	\$0	\$459	918.22
4023 - PRIOR YEAR UNSECURED	\$250	\$150	\$150	\$150	\$1	\$0	\$1	1.18
TAXES - PROPERTY	\$23,175	\$18,850	\$18,850	\$18,850	\$14,126	\$0	\$14,126	74.94
TAXES - OTHER	\$0	\$0	\$0	\$0	\$0	\$0	\$0	0.00
4301 - INTEREST FROM TREASURY	\$2,555	\$300	\$300	\$300	\$751	\$0	\$751	250.59
4303 - INTEREST ON TAX FUNDS	\$3	\$0	\$0	\$0	\$0	\$0	\$0	0.00
REV USE OF MONEY & PROPERTY	\$2,559	\$300	\$300	\$300	\$751	\$0	\$751	250.59
4472 - HOMEOWNERS PROPERTY TAX	\$140	\$50	\$50	\$50	\$69	\$0	\$69	138.36
AID FROM OTHER GOVT AGENCIES	\$140	\$50	\$50	\$50	\$69	\$0	\$69	138.36
OTHER REVENUE	\$0	\$0	\$0	\$0	\$0	\$0	\$0	0.00
TOTAL REVENUES:	\$25,875	\$19,200	\$19,200	\$19,200	\$14,947	\$0	\$14,947	77.85
EXPENSES:								
5001 - SALARIED EMPLOYEES	\$531	\$537	\$537	\$537	\$394	\$0	\$394	73.37
5021 - RETIREMENT & SOCIAL	\$42	\$47	\$47	\$47	\$31	\$0	\$31	66.76
5022 - PERS RETIREMENT	\$141	\$89	\$89	\$89	\$65	\$0	\$65	73.78
5024 - RETIREMENT-UNFUNDED LIAB	\$0	\$92	\$92	\$92	\$92	\$0	\$92	100.00
5031 - MEDICAL INSURANCE	\$5	\$7	\$7	\$7	\$4	\$0	\$4	69.42
5032 - DISABILITY INSURANCE	\$4	\$5	\$5	\$5	\$3	\$0	\$3	73.60
5043 - OTHER BENEFITS	\$72	\$72	\$72	\$72	\$52	\$0	\$52	72.33
SALARIES & BENEFITS	\$797	\$849	\$849	\$849	\$643	\$0	\$643	75.81
5191 - MAINTENANCE OF STRUCTURES	\$0	\$500	\$500	\$500	\$0	\$0	\$0	0.00
5265 - PROFESSIONAL & SPECIAL	\$0	\$363	\$363	\$363	\$0	\$0	\$0	0.00
5311 - GENERAL OPERATING EXPENSE	\$100	\$100	\$100	\$100	\$100	\$0	\$100	100.00
5351 - UTILITIES	\$5,608	\$8,500	\$8,500	\$8,500	\$4,850	\$0	\$4,850	57.06
SERVICES & SUPPLIES	\$5,708	\$9,463	\$9,463	\$9,463	\$4,950	\$0	\$4,950	52.31
5152 - WORKERS COMPENSATION	\$8	\$9	\$9	\$9	\$0	\$0	\$0	0.00
5155 - PUBLIC LIABILITY INSURANCE	\$6	\$7	\$7	\$7	\$5	\$0	\$5	75.85
5315 - COUNTY COST PLAN	\$1,300	\$2,663	\$2,663	\$2,663	\$1,997	\$0	\$1,997	75.00

COUNTY OF INYO

BUD022BX - BUDGET INFORMATION

BUDGET TO ACTUAL COMPARE - THIRD QUARTER

RUNDATE: 03/31/2018 TODAY'S DATE: 05/02/2018

FOR FISCAL YEARS: 07/01/2017 - 06/30/2018

	YTD ACTUALS 06/30/2017	BOARD APPROVED 06/30/2018	WORKING BUDGET 06/30/2018	THIRD QUARTER 06/30/2018	YTD ACTUALS 06/30/2018	YTD ENC 06/30/2018	YTD ACTUALS + ENC	YTD % w/ ENC 06/30/2018
INTERNAL CHARGES	\$1,314	\$2,679	\$2,679	\$2,679	\$2,002	\$0	\$2,002	74.75
TOTAL EXPENSES:	\$7,819	\$12,991	\$12,991	\$12,991	\$7,596	\$0	\$7,596	58.47
NET BUDGET UNIT: 800001 BIG PINE LIGHTING	\$18,055	\$6,209	\$6,209	\$6,209	\$7,351	\$0	\$7,351	118.40

COUNTY OF INYO

BUD022BX - BUDGET INFORMATION

BUDGET TO ACTUAL COMPARE - THIRD QUARTER

RUNDATE: 03/31/2018 TODAY'S DATE: 05/02/2018

FOR FISCAL YEARS: 07/01/2017 - 06/30/2018

	YTD ACTUALS 06/30/2017	BOARD APPROVED 06/30/2018	WORKING BUDGET 06/30/2018	THIRD QUARTER 06/30/2018	YTD ACTUALS 06/30/2018	YTD ENC 06/30/2018	YTD ACTUALS + ENC	YTD % w/ ENC 06/30/2018
800101 INDEPENDENCE LIGHTING								
FUND: 8001 INDEPENDENCE LIGHTING								
REVENUES:								
4001 - CURRENT SECURED TAXES	\$21,476	\$16,500	\$16,500	\$16,500	\$12,435	\$0	\$12,435	75.36
4004 - CURRENT UNSECURED TAXES	\$2,372	\$2,600	\$2,600	\$2,600	\$2,398	\$0	\$2,398	92.24
4008 - SB813 DISTRIBUTIONS	\$112	\$150	\$150	\$150	(\$298)	\$0	(\$298)	-199.22
4021 - PRIOR YEAR SECURED TAXES	\$208	\$50	\$50	\$50	\$465	\$0	\$465	930.26
4023 - PRIOR YEAR UNSECURED	\$263	\$200	\$200	\$200	\$1	\$0	\$1	0.94
TAXES - PROPERTY	\$24,432	\$19,500	\$19,500	\$19,500	\$15,001	\$0	\$15,001	76.93
TAXES - OTHER	\$0	\$0	\$0	\$0	\$0	\$0	\$0	0.00
4301 - INTEREST FROM TREASURY	\$2,791	\$300	\$300	\$300	\$821	\$0	\$821	273.90
4303 - INTEREST ON TAX FUNDS	\$4	\$0	\$0	\$0	\$0	\$0	\$0	0.00
4310 - EQUIPMENT RENTAL	\$124	\$100	\$100	\$100	\$193	\$0	\$193	193.20
REV USE OF MONEY & PROPERTY	\$2,919	\$400	\$400	\$400	\$1,014	\$0	\$1,014	253.72
4472 - HOMEOWNERS PROPERTY TAX	\$147	\$50	\$50	\$50	\$73	\$0	\$73	147.00
AID FROM OTHER GOVT AGENCIES	\$147	\$50	\$50	\$50	\$73	\$0	\$73	147.00
OTHER REVENUE	\$0	\$0	\$0	\$0	\$0	\$0	\$0	0.00
TOTAL REVENUES:	\$27,500	\$19,950	\$19,950	\$19,950	\$16,090	\$0	\$16,090	80.65
EXPENSES:								
5001 - SALARIED EMPLOYEES	\$531	\$537	\$537	\$537	\$394	\$0	\$394	73.37
5021 - RETIREMENT & SOCIAL	\$42	\$47	\$47	\$47	\$31	\$0	\$31	66.76
5022 - PERS RETIREMENT	\$141	\$89	\$89	\$89	\$65	\$0	\$65	73.78
5024 - RETIREMENT-UNFUNDED LIAB	\$0	\$92	\$92	\$92	\$92	\$0	\$92	100.00
5031 - MEDICAL INSURANCE	\$5	\$7	\$7	\$7	\$4	\$0	\$4	69.42
5032 - DISABILITY INSURANCE	\$4	\$5	\$5	\$5	\$3	\$0	\$3	73.60
5043 - OTHER BENEFITS	\$72	\$72	\$72	\$72	\$52	\$0	\$52	72.33
SALARIES & BENEFITS	\$797	\$849	\$849	\$849	\$643	\$0	\$643	75.81
5173 - MAINTENANCE OF	\$70	\$7,000	\$7,000	\$7,000	\$0	\$0	\$0	0.00
5263 - ADVERTISING	\$0	\$500	\$500	\$500	\$0	\$0	\$0	0.00
5265 - PROFESSIONAL & SPECIAL	\$908	\$1,500	\$1,500	\$1,500	\$0	\$0	\$0	0.00
5311 - GENERAL OPERATING EXPENSE	\$100	\$100	\$100	\$100	\$100	\$0	\$100	100.00
5351 - UTILITIES	\$3,415	\$5,000	\$5,000	\$5,000	\$2,612	\$0	\$2,612	52.25
SERVICES & SUPPLIES	\$4,494	\$14,100	\$14,100	\$14,100	\$2,712	\$0	\$2,712	19.23
5124 - EXTERNAL CHARGES	\$1,743	\$2,436	\$2,436	\$2,436	\$0	\$0	\$0	0.00

COUNTY OF INYO

BUD022BX - BUDGET INFORMATION

BUDGET TO ACTUAL COMPARE - THIRD QUARTER

RUNDATE: 03/31/2018 TODAY'S DATE: 05/02/2018

FOR FISCAL YEARS: 07/01/2017 - 06/30/2018

	YTD ACTUALS 06/30/2017	BOARD APPROVED 06/30/2018	WORKING BUDGET 06/30/2018	THIRD QUARTER 06/30/2018	YTD ACTUALS 06/30/2018	YTD ENC 06/30/2018	YTD ACTUALS + ENC	YTD % w/ ENC 06/30/2018
5152 - WORKERS COMPENSATION	\$8	\$9	\$9	\$9	\$0	\$0	\$0	0.00
5155 - PUBLIC LIABILITY INSURANCE	\$6	\$7	\$7	\$7	\$5	\$0	\$5	75.85
5315 - COUNTY COST PLAN	\$757	\$2,549	\$2,549	\$2,549	\$1,911	\$0	\$1,911	75.00
INTERNAL CHARGES	\$2,514	\$5,001	\$5,001	\$5,001	\$1,917	\$0	\$1,917	38.33
FIXED ASSETS	\$0	\$0	\$0	\$0	\$0	\$0	\$0	0.00
TOTAL EXPENSES:	\$7,805	\$19,950	\$19,950	\$19,950	\$5,273	\$0	\$5,273	26.43
NET BUDGET UNIT: 800101 INDEPENDENCE LIGHTING	\$19,694	\$0	\$0	\$0	\$10,816	\$0	\$10,816	0.00

COUNTY OF INYO

BUD022BX - BUDGET INFORMATION

BUDGET TO ACTUAL COMPARE - THIRD QUARTER

RUNDATE: 03/31/2018 TODAY'S DATE: 05/02/2018

FOR FISCAL YEARS: 07/01/2017 - 06/30/2018

	YTD ACTUALS 06/30/2017	BOARD APPROVED 06/30/2018	WORKING BUDGET 06/30/2018	THIRD QUARTER 06/30/2018	YTD ACTUALS 06/30/2018	YTD ENC 06/30/2018	YTD ACTUALS + ENC	YTD % w/ ENC 06/30/2018
800201 LONE PINE LIGHTING								
FUND: 8002 LONE PINE LIGHTING								
REVENUES:								
4001 - CURRENT SECURED TAXES	\$19,885	\$16,000	\$16,000	\$16,000	\$11,185	\$0	\$11,185	69.90
4004 - CURRENT UNSECURED TAXES	\$2,172	\$2,500	\$2,500	\$2,500	\$2,139	\$0	\$2,139	85.58
4008 - SB813 DISTRIBUTIONS	\$103	\$150	\$150	\$150	(\$266)	\$0	(\$266)	-177.73
4021 - PRIOR YEAR SECURED TAXES	\$195	\$50	\$50	\$50	\$438	\$0	\$438	877.56
4023 - PRIOR YEAR UNSECURED	\$241	\$100	\$100	\$100	\$1	\$0	\$1	1.72
TAXES - PROPERTY	\$22,597	\$18,800	\$18,800	\$18,800	\$13,498	\$0	\$13,498	71.80
TAXES - OTHER	\$0	\$0	\$0	\$0	\$0	\$0	\$0	0.00
4301 - INTEREST FROM TREASURY	\$1,676	\$200	\$200	\$200	\$494	\$0	\$494	247.25
4303 - INTEREST ON TAX FUNDS	\$3	\$0	\$0	\$0	\$0	\$0	\$0	0.00
REV USE OF MONEY & PROPERTY	\$1,680	\$200	\$200	\$200	\$494	\$0	\$494	247.25
4472 - HOMEOWNERS PROPERTY TAX	\$135	\$50	\$50	\$50	\$65	\$0	\$65	131.14
AID FROM OTHER GOVT AGENCIES	\$135	\$50	\$50	\$50	\$65	\$0	\$65	131.14
OTHER REVENUE	\$0	\$0	\$0	\$0	\$0	\$0	\$0	0.00
TOTAL REVENUES:	\$24,412	\$19,050	\$19,050	\$19,050	\$14,058	\$0	\$14,058	73.79
EXPENSES:								
5001 - SALARIED EMPLOYEES	\$531	\$537	\$537	\$537	\$394	\$0	\$394	73.37
5021 - RETIREMENT & SOCIAL	\$42	\$47	\$47	\$47	\$31	\$0	\$31	66.76
5022 - PERS RETIREMENT	\$141	\$89	\$89	\$89	\$65	\$0	\$65	73.78
5024 - RETIREMENT-UNFUNDED LIAB	\$0	\$92	\$92	\$92	\$92	\$0	\$92	100.00
5031 - MEDICAL INSURANCE	\$5	\$7	\$7	\$7	\$4	\$0	\$4	69.42
5032 - DISABILITY INSURANCE	\$4	\$5	\$5	\$5	\$3	\$0	\$3	73.60
5043 - OTHER BENEFITS	\$72	\$72	\$72	\$72	\$52	\$0	\$52	72.33
SALARIES & BENEFITS	\$797	\$849	\$849	\$849	\$643	\$0	\$643	75.81
5191 - MAINTENANCE OF STRUCTURES	\$0	\$1,000	\$1,000	\$1,000	\$0	\$0	\$0	0.00
5265 - PROFESSIONAL & SPECIAL	\$0	\$1,500	\$1,500	\$1,500	\$0	\$0	\$0	0.00
5311 - GENERAL OPERATING EXPENSE	\$100	\$100	\$100	\$100	\$100	\$0	\$100	100.00
5351 - UTILITIES	\$9,235	\$13,000	\$13,000	\$13,000	\$7,333	\$0	\$7,333	56.41
SERVICES & SUPPLIES	\$9,335	\$15,600	\$15,600	\$15,600	\$7,433	\$0	\$7,433	47.65
5124 - EXTERNAL CHARGES	\$0	\$1,500	\$1,500	\$1,500	\$0	\$0	\$0	0.00
5152 - WORKERS COMPENSATION	\$8	\$9	\$9	\$9	\$0	\$0	\$0	0.00
5155 - PUBLIC LIABILITY INSURANCE	\$6	\$7	\$7	\$7	\$5	\$0	\$5	75.85

COUNTY OF INYO

BUD022BX - BUDGET INFORMATION

BUDGET TO ACTUAL COMPARE - THIRD QUARTER

RUNDATE: 03/31/2018 TODAY'S DATE: 05/02/2018

FOR FISCAL YEARS: 07/01/2017 - 06/30/2018

	YTD ACTUALS 06/30/2017	BOARD APPROVED 06/30/2018	WORKING BUDGET 06/30/2018	THIRD QUARTER 06/30/2018	YTD ACTUALS 06/30/2018	YTD ENC 06/30/2018	YTD ACTUALS + ENC	YTD % w/ ENC 06/30/2018
5315 - COUNTY COST PLAN	\$1,075	\$5,054	\$5,054	\$5,054	\$3,790	\$0	\$3,790	75.00
INTERNAL CHARGES	\$1,089	\$6,570	\$6,570	\$6,570	\$3,795	\$0	\$3,795	57.77
FIXED ASSETS	\$0	\$0	\$0	\$0	\$0	\$0	\$0	0.00
TOTAL EXPENSES:	\$11,221	\$23,019	\$23,019	\$23,019	\$11,873	\$0	\$11,873	51.57
NET BUDGET UNIT: 800201 LONE PINE LIGHTING	\$13,191	(\$3,969)	(\$3,969)	(\$3,969)	\$2,185	\$0	\$2,185	-55.07

COUNTY OF INYO

BUD022BX - BUDGET INFORMATION

BUDGET TO ACTUAL COMPARE - THIRD QUARTER

RUNDATE: 03/31/2018 TODAY'S DATE: 05/02/2018

FOR FISCAL YEARS: 07/01/2017 - 06/30/2018

	YTD ACTUALS 06/30/2017	BOARD APPROVED 06/30/2018	WORKING BUDGET 06/30/2018	THIRD QUARTER 06/30/2018	YTD ACTUALS 06/30/2018	YTD ENC 06/30/2018	YTD ACTUALS + ENC	YTD % w/ ENC 06/30/2018
DEPRECIATION	\$12,753	\$0	\$0	\$0	\$0	\$0	\$0	0.00
OTHER FINANCING USES	\$0	\$0	\$0	\$0	\$0	\$0	\$0	0.00
RESERVES	\$0	\$0	\$0	\$0	\$0	\$0	\$0	0.00
TOTAL EXPENSES:	\$60,820	\$49,437	\$49,437	\$49,437	\$37,551	\$0	\$37,551	75.95
NET BUDGET UNIT: 810001 COUNTY SERVICE AREA #2	(\$7,959)	\$3,963	\$3,963	\$3,963	(\$6,931)	\$0	(\$6,931)	-174.89

**COUNTY OF INYO
2018-2019 BUDGET CALENDAR**

Date	Action
Thursday, December 7, 2017	Mid-Year Budget Review materials distributed to departments.
Wednesday, January 17, 2018	Mid-Year Budget Review documents due to Budget Analyst by noon.
Tuesday, February 13, 2018	Mid-Year Financial Report to Board of Supervisors – Agenda Item.
Wednesday, March 14, 2018	Third Quarter Budget Review materials distributed to departments.
Wednesday, April 11, 2018	All Third Quarter Budget Review documents due to Budget Analyst by noon.
Friday, April 20, 2018	Budget Kickoff!! Workshop with Department Heads and line staff for Fiscal Year 2018-2019 Budget preparation, 9:00 a.m. Board of Supervisors Room, Independence
Tuesday, April 24 or May 1, 2018	Third Quarter Financial Report to Board of Supervisors – Agenda Item.
Friday, May 4, 2018	Deadline to complete Personnel Module calculations. Please submit your Status Quo and Models (if applicable) through the Budget Buddy PMod screens by noon.
Friday, May 11, 2018	Personnel costs entered into Budget Buddy complete.
Friday, May 11, 2018	Deadline for submitting Fixed Asset item requisitions or pertinent information requiring quotes/bids (\$7,500 or more) to Purchasing for Fiscal Year 2017-2018.
Friday, May 18, 2018	Budget Buddy closed for budget entry. Budget detail (original and three copies) due in CAO's Office. (Window for entry into the Budget Buddy will be open from April 20 th – May 18 th)
Thursday, May 24, 2018	Last date to submit agenda items for budget amendments, requiring Board approval, to any Fiscal Year 2017-2018 budget, Board of Supervisors will consider amendments during meeting on June 5, 2018.
Friday, June 1, 2018	PURCHASING CLOSED
Friday, June 1, 2018	Last date to submit to the Auditor and CAO all fixed asset expenditures (and Public Works projects) that Departments anticipate making between Board adoption of the Fiscal Year 2018-2019 Preliminary and the Final budgets. If necessary, Department recommendations for Preliminary Fiscal Year 2018-2019 budget reductions are also due. These items should be included in adoption of the Preliminary Budget on June 12 or 19, 2018, by the Board of Supervisors. (Remember: Fixed asset expenditures and Public Works projects included in the Preliminary Budget must also be included in the Department Requested and Final Fiscal Year 2018-2019 Budget.)
Friday, June 15, 2018	All County "Stores" requisitions must be received by Friday, June 15 th .
June 13-15 and June 27-29 and July 2 nd or 9 th (if needed)	CAO/Departmental Review. (Meeting calendar will be distributed separately)
Tuesday, June 12 or 19, 2018	Board of Supervisors adopts Fiscal Year 2018-2019 Preliminary Budget – Agenda Item
July 9 to August 10, 2018	Budget Workshops with Board of Supervisors – As Necessary
Friday, August 24, 2018 <i>@ Latest/Tentative</i>	CAO distributes proposed Fiscal Year 2018-2019 Budget to the Board of Supervisors and Department Heads.
Friday, August 31, 2018	ACCRUAL PERIOD ENDS! Last day to get all expenditures and revenues turned into the Auditor's office for posting.
Tuesday, September 4, 2018, through September 14, 2018 (if necessary) <i>@ Latest/Tentative</i>	Budget Hearings before the Board of Supervisors.
Tuesday, September 4, 2018	Auditor certifies Fiscal Year 2017-2018 fund balances.
Tuesday, September 11 or 25, 2018 <i>@ Latest/Tentative</i>	Adoption of Fiscal Year 2018-2019 County Budget.



AGENDA REQUEST FORM
BOARD OF SUPERVISORS
COUNTY OF INYO

For Clerk's Use Only:
AGENDA NUMBER

22

- Consent
 Departmental
 Correspondence Action
 Public Hearing
 Scheduled Time for
 Closed Session
 Informational

FROM: Kevin D. Carunchio, County Administrator

FOR THE BOARD MEETING: May 8, 2018

SUBJECT: Continuation of declaration of existence of local emergency

DEPARTMENTAL RECOMMENDATION:

Request Board discuss and consider staff's recommendation regarding continuation of the local emergency known as the "Here It Comes Emergency" that was proclaimed in anticipation of run-off conditions from near-record snowpack posing extreme peril to the safety of property and persons in Inyo County.

SUMMARY DISCUSSION:

During your March 28, 2017 Board of Supervisors meeting your Board took action to approve Resolution 2017-15 proclaiming the existence of a local emergency, which has been named the Here It Comes Emergency, in anticipation of run-off conditions from near-record snowpack posing extreme peril to the safety of property and persons in Inyo County and which are likely beyond the control of the services, personnel, equipment and facilities of the County of Inyo. During your June 27, 2017 meeting, your Board took action to amend Resolution 2017-15 to recognize that the County has moved from the Preparedness stage to the Response stage, and to include new damages and impacts that have occurred in the operational area.

In light of the massive amount of runoff that is occurring due to the unprecedented snowpack, the recommendation is that the emergency be continued on a biweekly basis and that Resolution 2017-15 be updated as necessary, until further evaluation of conditions are completed and staff makes the recommendation to end the emergency.

ALTERNATIVES: N/A

OTHER AGENCY INVOLVEMENT: N/A

FINANCING: N/A

APPROVALS

COUNTY COUNSEL: N/A	AGREEMENTS, CONTRACTS AND ORDINANCES AND CLOSED SESSION AND RELATED ITEMS <i>(Must be reviewed and approved by county counsel prior to submission to the board clerk.)</i> Approved: _____ Date _____
AUDITOR/CONTROLLER: N/A	ACCOUNTING/FINANCE AND RELATED ITEMS <i>(Must be reviewed and approved by the auditor-controller prior to submission to the board clerk.)</i> Approved: _____ Date _____
PERSONNEL DIRECTOR: N/A	PERSONNEL AND RELATED ITEMS <i>(Must be reviewed and approved by the director of personnel services prior to submission to the board clerk.)</i> Approved: _____ Date _____

DEPARTMENT HEAD SIGNATURE:
(Not to be signed until all approvals are received)

Date: 4/30/18



AGENDA REQUEST FORM
BOARD OF SUPERVISORS
COUNTY OF INYO

For Clerk's Use Only:
AGENDA NUMBER
 23

- Consent
 Departmental
 Correspondence Action
 Public Hearing
 Scheduled Time for
 Closed Session
 Informational

FROM: Kevin D. Carunchio, County Administrator

FOR THE BOARD MEETING: May 8, 2018

SUBJECT: Continuation of declaration of local emergency

DEPARTMENTAL RECOMMENDATION:

Request Board discuss and consider staff's recommendation regarding continuation of the local emergency known as the "Rocky Road Emergency" that was proclaimed as the result of flooding, mud, and rock landslides and deep snow drifts over portions of Inyo County caused by an atmospheric river weather phenomena that began January 3, 2017 and continued throughout February.

SUMMARY DISCUSSION:

During your February 7, 2017 Board of Supervisors meeting your Board took action to approve Resolution 2017-04 declaring a local emergency, which has been named The Rocky Road Emergency, and was the result of an atmospheric river weather phenomena that began January 3, 2017 and caused flooding, mud, and rock landslides and deep snow drifts over portions of Inyo County. Since the circumstances and conditions relating to this emergency persist, your Board directed that the continuation of the declaration be considered on a biweekly basis. On March 7, 2017, your Board amended Resolution 2017-04 to further extend the continuation of the emergency and also add language to include additional damages that occurred in the latter half of January and into February.

ALTERNATIVES: N/A

OTHER AGENCY INVOLVEMENT: N/A

FINANCING: N/A

<u>APPROVALS</u>	
COUNTY COUNSEL: N/A	AGREEMENTS, CONTRACTS AND ORDINANCES AND CLOSED SESSION AND RELATED ITEMS <i>(Must be reviewed and approved by county counsel prior to submission to the board clerk.)</i> Approved: _____ Date _____
AUDITOR/CONTROLLER: N/A	ACCOUNTING/FINANCE AND RELATED ITEMS <i>(Must be reviewed and approved by the auditor-controller prior to submission to the board clerk.)</i> Approved: _____ Date _____
PERSONNEL DIRECTOR: N/A	PERSONNEL AND RELATED ITEMS <i>(Must be reviewed and approved by the director of personnel services prior to submission to the board clerk.)</i> Approved: _____ Date _____

DEPARTMENT HEAD SIGNATURE:
 (Not to be signed until all approvals are received)

Date: 4/30/18



AGENDA REQUEST FORM
BOARD OF SUPERVISORS
COUNTY OF INYO

For Clerk's Use Only:
AGENDA NUMBER

24

- Consent
 Departmental
 Correspondence Action
 Public Hearing
 Scheduled Time for
 Closed Session
 Informational

FROM: Kevin D. Carunchio, County Administrator
By: Kelley Williams, Assistant to the CAO

FOR THE BOARD MEETING OF: May 8, 2018

SUBJECT: Discussion on Discontinuation or Modification of Land of EVEN Less Water Local Emergency Proclamation

DEPARTMENTAL RECOMMENDATION:

Request Board discuss and consider staff's recommendation to continue the local emergency known as the "Land of EVEN Less Water Emergency," that was proclaimed as a result of extreme drought conditions that existed until recently in the County, while considering how to address the ongoing hydrologic issues in West Bishop.

SUMMARY DISCUSSION:

On January 17, 2014, Governor Brown proclaimed a State of Emergency and directed state officials to take all necessary actions to prepare for the forthcoming water shortfalls and drought conditions, due to the driest year in recorded state history. During your January 28, 2014 meeting your Board took action to concurrently approve Resolution 2014-09 proclaiming a local emergency, named the "Land of EVEN Less Water Emergency," a result of the severe and extreme drought conditions that existed in Inyo County. On June 28, 2016, your Board amended Resolution 2014-09 to include language to address the high groundwater saturation problems that were occurring in the West Bishop area due to the fluctuation in hydrologic conditions.

On April 7, 2017, due to the unprecedented water conservation and plentiful winter rain and snow, Governor Brown ended the drought state of emergency in most of California, while maintaining water reporting requirements and prohibitions on wasteful practices. Executive Order B-40-17 lifts the drought emergency except in areas where emergency drinking water projects will continue to help address diminished groundwater supplies. Executive Order B-40-17 also builds on actions taken in Executive Order B-37-16, which remains in effect, to continue to make water conservation a way of life in California.

As discussed at your Board meeting of April 18, 2017, due to the changed circumstances and conditions relating to this state and local emergency, it is recommended that the local emergency known as "The Land of Even Less Water" be modified – rather than discontinued outright – so that considerations can still be in place to address the ongoing hydrologic issues in West Bishop. At that meeting, your Board voted to continue the emergency for the time being, until staff can present a modified version to take into account the West Bishop situation. Staff is recommending the Board take the same action today.

ALTERNATIVES: N/A

OTHER AGENCY INVOLVEMENT: N/A

FINANCING: N/A

APPROVALS

COUNTY COUNSEL: N/A	AGREEMENTS, CONTRACTS AND ORDINANCES AND CLOSED SESSION AND RELATED ITEMS <i>(Must be reviewed and approved by county counsel prior to submission to the board clerk.)</i> Approved: _____ Date _____
AUDITOR/CONTROLLER: N/A	ACCOUNTING/FINANCE AND RELATED ITEMS <i>(Must be reviewed and approved by the auditor-controller prior to submission to the board clerk.)</i> Approved: _____ Date _____
PERSONNEL DIRECTOR: N/A	PERSONNEL AND RELATED ITEMS <i>(Must be reviewed and approved by the director of personnel services prior to submission to the board clerk.)</i> Approved: _____ Date _____

DEPARTMENT HEAD SIGNATURE:
(Not to be signed until all approvals are received)

 Date: 4-30-18



AGENDA REQUEST FORM
BOARD OF SUPERVISORS
COUNTY OF INYO

For Clerk's Use Only:
AGENDA NUMBER

25

- Consent
 Departmental
 Correspondence Action
 Public Hearing
 Scheduled Time for
 Closed Session
 Informational

FROM: Kevin D. Carunchio, County Administrator

FOR THE BOARD MEETING: May 8, 2018

SUBJECT: Continuation of declaration of local emergency

DEPARTMENTAL RECOMMENDATION:

Request Board discuss and consider staff's recommendation regarding continuation of the local emergency, known as the "Gully Washer Emergency," that resulted in flooding in the central, south and southeastern portion of Inyo County during the month of July, 2013.

SUMMARY DISCUSSION:

During your August 6, 2013 Board of Supervisors meeting your Board took action to declare a local emergency, which has been named The Gully Washer Emergency, which was a result of flooding in the central, southern and southeastern portion of Inyo County during the month of July. Since the circumstances and conditions relating to this emergency persist, your Board directed that the continuation of the declaration be considered on a biweekly basis. The recommendation is that the emergency be continued until the further evaluation of the damage is completed and staff makes the recommendation to end the emergency.

ALTERNATIVES: N/A

OTHER AGENCY INVOLVEMENT: N/A

FINANCING: N/A

APPROVALS

COUNTY COUNSEL: N/A	AGREEMENTS, CONTRACTS AND ORDINANCES AND CLOSED SESSION AND RELATED ITEMS <i>(Must be reviewed and approved by county counsel prior to submission to the board clerk.)</i> Approved: _____ Date _____
AUDITOR/CONTROLLER: N/A	ACCOUNTING/FINANCE AND RELATED ITEMS <i>(Must be reviewed and approved by the auditor-controller prior to submission to the board clerk.)</i> Approved: _____ Date _____
PERSONNEL DIRECTOR: N/A	PERSONNEL AND RELATED ITEMS <i>(Must be reviewed and approved by the director of personnel services prior to submission to the board clerk.)</i> Approved: _____ Date _____

DEPARTMENT HEAD SIGNATURE:
(Not to be signed until all approvals are received)

Date: 4/30/18



AGENDA REQUEST FORM
BOARD OF SUPERVISORS
COUNTY OF INYO

For Clerk's Use Only:
AGENDA NUMBER

 26

- Consent
 Departmental
 Correspondence Action
 Public Hearing
 Scheduled Time for
 Closed Session
 Informational

FROM: Kevin D. Carunchio, County Administrator

FOR THE BOARD MEETING OF: May 8, 2018

SUBJECT: Continuation of proclamation of local emergency

DEPARTMENTAL RECOMMENDATION:

Request Board discuss and consider staff's recommendation regarding continuation of the local emergency, known as the "Death Valley Down But Not Out Emergency," that was proclaimed as a result flooding in the central, south and southeastern portion of Inyo County during the month of October, 2015.

SUMMARY DISCUSSION:

During your October 27, 2015 Board of Supervisors meeting your Board took action to proclaim a local emergency, which has been named the Death Valley Down But Not Out Emergency that is a result of flooding in the central, south and southeastern portion of Inyo County. Since the circumstances and conditions relating to this emergency persist, the recommendation is that the emergency be continued on a biweekly basis, until the further evaluation of the damage is completed and staff makes the recommendation to end the emergency.

ALTERNATIVES: N/A

OTHER AGENCY INVOLVEMENT: N/A

FINANCING: N/A

APPROVALS

COUNTY COUNSEL: N/A	AGREEMENTS, CONTRACTS AND ORDINANCES AND CLOSED SESSION AND RELATED ITEMS <i>(Must be reviewed and approved by county counsel prior to submission to the board clerk.)</i> Approved: _____ Date _____
AUDITOR/CONTROLLER: N/A	ACCOUNTING/FINANCE AND RELATED ITEMS <i>(Must be reviewed and approved by the auditor-controller prior to submission to the board clerk.)</i> Approved: _____ Date _____
PERSONNEL DIRECTOR: N/A	PERSONNEL AND RELATED ITEMS <i>(Must be reviewed and approved by the director of personnel services prior to submission to the board clerk.)</i> Approved: _____ Date _____

DEPARTMENT HEAD SIGNATURE:
 (Not to be signed until all approvals are received)

Date: 4/30/18



AGENDA REQUEST FORM
BOARD OF SUPERVISORS
COUNTY OF INYO

For Clerk's Use Only:
AGENDA NUMBER

27

- Consent
 Departmental
 Correspondence Action
 Public Hearing
 Scheduled Time for
 Closed Session
 Informational

FROM: Nathan D. Reade, Agricultural Commissioner/Director of Weights and Measures

FOR THE BOARD MEETING OF: May 8, 2018

SUBJECT: 2017 Annual Crop and Livestock Report

DEPARTMENTAL RECOMMENDATION:

Presentation of the 2017 Annual Crop and Livestock Report

CAO RECOMMENDATION:

SUMMARY DISCUSSION:

General review of the 2017 Annual Crop and Livestock Report, which is submitted in accordance with Section 2279 of the California Food and Agriculture Code. Agriculture continues to be a solid industry that is an integral part of Inyo and Mono Counties' economy.

ALTERNATIVES:

OTHER AGENCY INVOLVEMENT:

FINANCING:

<u>APPROVALS</u>	
COUNTY COUNSEL:	AGREEMENTS, CONTRACTS AND ORDINANCES AND CLOSED SESSION AND RELATED ITEMS (Must be reviewed and approved by county counsel prior to submission to the board clerk.) Approved: _____ Date _____
AUDITOR/CONTROLLER:	ACCOUNTING/FINANCE AND RELATED ITEMS (Must be reviewed and approved by the auditor-controller prior to submission to the board clerk.) Approved: _____ Date _____
PERSONNEL DIRECTOR:	PERSONNEL AND RELATED ITEMS (Must be reviewed and approved by the director of personnel services prior to submission to the board clerk.) Approved: _____ Date _____

DEPARTMENT HEAD SIGNATURE:

(Not to be signed until all approvals are received)

Date: _____

Counties of Inyo and Mono Agricultural Commissioner's Office
2017 Crop and Livestock Report



Board of Supervisors Presentation
Inyo County
May 8, 2018



COUNTIES OF INYO AND MONO

AGRICULTURE • WEIGHTS & MEASURES • OWENS VALLEY MOSQUITO ABATEMENT PROGRAM • EASTERN SIERRA WEED MANAGEMENT AREA
MAMMOTH LAKES MOSQUITO ABATEMENT DISTRICT • INYO COUNTY COMMERCIAL CANNABIS PERMIT OFFICE

Karen Ross, Secretary
California Department of Food and Agriculture

Brian Leahy, Director
California Department of Pesticide Regulation

The Honorable Board of Supervisors,
County of Inyo

The Honorable Board of Supervisors,
County of Mono

Dan Totheroh, Chair

Bob Gardner, Chair

Matt Kingsley

Rick Pucci

Stacy Corless

Fred Stump

Jeff Griffiths

Mark Tillemans

John Peters

Larry Johnston

I am pleased to present the 2017 Inyo and Mono Counties' Annual Crop and Livestock Report. This report is prepared pursuant to California Food and Agriculture Code 2279, and is a statistical compilation of agriculture production in Inyo and Mono Counties. These values reflect **gross** agricultural production within the two counties, and do not represent net profit or loss.

The gross combined agricultural production values for Inyo and Mono Counties in 2017 totaled \$50,227,000, representing an increase of 14% from 2016 production values. This is the first increase since 2011. Drought conditions that began in 2012 and extended into 2016 removed nearly 56% of all gross agriculture value from the two counties combined. Although the improved conditions in 2017 bring us back to 2015 production value levels, the agriculture industry in our two counties has a long road ahead to recover to pre-drought status.

The two primary commodity groups in Inyo and Mono (livestock & livestock products and field crops) both had strong numbers in 2017 due to production increases resulting from good irrigation conditions following an abundant snow-pack year. Beef, lamb, and alfalfa pricing were all up according to data, which coupled with production increases, substantially bolstered our agriculture value.

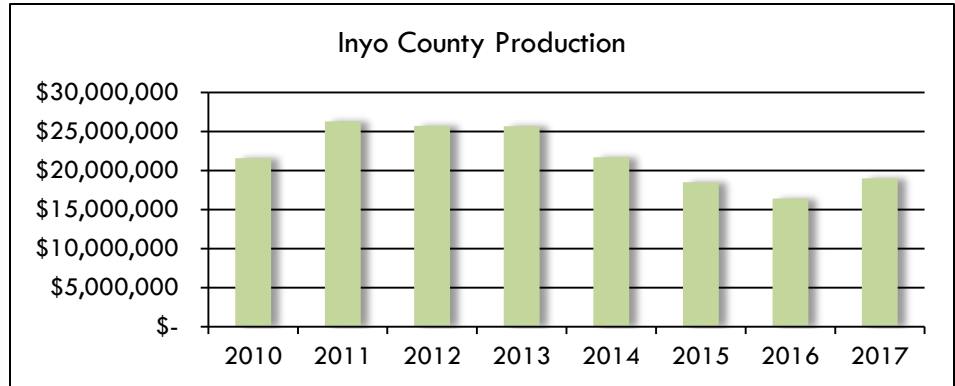
A few commodity groups suffered including apinary, vegetable crops, and rangeland. We continue to see declines in apinary production as out of state companies utilize local bee sites prior to pollination in the Central Valley, which leaves less opportunity for use by our local beekeepers. Vegetable crops, while never a major contributor to overall value, did experience a drop in value as fewer certified producers reported production 2017. Rangeland value was reduced slightly due to rent changes.

I would like to thank my staff for assisting with the creation of this report. I'd also like to thank our local agricultural industry for their input, without which this report would not be possible.

Sincerely,

Nathan D. Reade
Agricultural Commissioner

- Combined production = \$50,227,000
 - Inyo: ▲16% (\$18,958,000)
 - Mono: ▲13% (\$31,269,000)
- First improvement in production value since drought began
 - Producers have a long way to go (37%) to recover cumulative drought losses
 - Returns total value to 2015 levels
- The two largest contributors to total value had increases
 - Field Crops
 - Livestock and Livestock Products



Counties of Inyo and Mono Agricultural Commissioner's Office

The mission of the Inyo and Mono Counties Agricultural Commissioner's Office is to promote and protect the agricultural industry of the counties, protect the environment, and to ensure the health and safety of all of its citizens. The department is also responsible for fostering confidence and equity in the marketplace.

The following are the main program areas:

Human Safety and Environmental Protection

The County Agricultural Commissioner's Office protects the health and safety of all Inyo/Mono residents, its agricultural industries and its environment with a series of comprehensive regulatory programs designed to prevent the introduction of exotic pests and to ensure the safe use of pesticides. The five programs that exist to achieve these goals include:

- Pest Exclusion
- Pest Detection
- Pest Eradication
- Pest Management
- Pesticide Enforcement

Consumer Protection and Product Quality


Product quality programs are designed to ensure the production and sales of quality eggs, honey, fruits, vegetables, and nursery and seed products. Quality standards that these programs ensure include maturity, grade, size, and weight. Packaging and labeling are also examined to ensure consumer expectations are met. The six programs include:

- Fruit and Vegetable Quality Control
- Organic Food Production
- Egg Quality Control
- Certified Farmers' Markets
- Nursery Inspection
- Seed Inspection

Special Agricultural Services

The Agriculture Department also provides other mandated services, including:

- Apiary Inspection
- Crop Statistics
- Sustainable Agriculture



Administrative and Education Outreach

Staff participate in a wide range of special projects intended to benefit Inyo/Mono citizens such as the legislative process, public information, education outreach efforts, as well as joint multi-agency and inter-county cooperative activities. Continuing education efforts sponsored by the Agriculture Department for pesticide safety help to ensure that local license-holders maintain adequate training.

Invasive Plant Management

This division of the Agricultural Commissioner's office consists of 15 federal, state, county, and local agencies and entities. The Eastern Sierra Weed Management Area is dedicated to the eradication and control of invasive plant species in Inyo and Mono Counties through the cooperation and coordination of participating entities. The Eastern Sierra Weed Management Area participates in public outreach and education activities to ensure that people understand the threat of non-native weeds on our environment and agriculture industry.

Weights and Measures

A gallon of gasoline, a cord of firewood, a loaf of bread, or a pound of fruits or vegetables...any item purchased is sold by weight, measure, or count. We protect the public from purchasing goods that are short weight or measure, and we protect businesses from giving their products and profits away when they use devices that could be inaccurate. We also verify that prices are scanned correctly at the counter, petroleum products meet quality standards, and weighmasters provide their customers accurate weighing devices. The eight programs in this category include:

- Weight Verification
- Measurement Verification
- Petroleum
- Transaction Verification
- Electronic Meters
- Compressed Gas Meters
- Weighmaster
- Device Repairmen Regulation

See page 15 for more information on this division.

Mosquito Abatement

The purpose of this program is to provide the public with a consistent level of mosquito control that reduces the threat of disease transmission and the spread of large nuisance populations of mosquitoes. The Inyo/Mono Counties Agricultural Commissioner's Office administers the Owens Valley Mosquito Abatement Program and the Mammoth Lakes Mosquito Abatement District. See page 16 for more information on this division.



2017

Inyo County

Crop and Livestock Statistics



LIVESTOCK & LIVESTOCK PRODUCTS

	Year	Unit	Production	Value per Unit	Total****		
Cattle & Calves	2017		8,230	\$1,130	\$9,300,000		
	2016	Head	7,670	\$1,045	\$8,013,000	▲16%	
Sheep & Lambs*	2017	Head	4,415	\$187	\$825,400	▲32%	
	2016		3,815	\$164	\$625,700		
Eggs	2017	Dozen	3,765	\$4.75	\$17,900	▼13%	
	2016		4,350	\$4.75	\$20,600		
Wool	2017	Lbs	22,700	\$2.17	\$49,200	▲20%	
	2016		26,700	\$1.54	\$41,000		
Miscellaneous**	2017				\$145,000	▼22%	
	2016				\$186,000		
Total Value					2017	\$10,338,000	
					2016	\$8,886,000	▲16%

* Includes feeder lamb gain.

**Includes beef stecker gain, goats, hogs, and poultry.

***Total may not calculate due to rounding.

FIELD CROPS

	Year	Unit	Production	Value per Unit	Total**		
Alfalfa Hay	2017	Ton	15,164	\$190	\$2,885,000	▲6%	
	2016		15,100	\$180	\$2,718,000		
Pasture, Irrigated	2017	Acre	14,000	\$70	\$980,000	= 0%	
	2016		14,000	\$70	\$980,000		
Pasture, Rangeland	2017	Acre	1,150,000	\$1.10	\$1,265,000	▼2%	
	2016		1,150,000	\$1.12	\$1,288,000		
Miscellaneous*	2017	-	625	-	\$1,696,000	▲124%	
	2016		280	-	\$758,000		
Total Value					2017	\$6,826,000	
					2016	\$5,744,000	▲19%

*Includes garlic, grain hay, sudangrass, and other hay.

**Total may not calculate due to rounding.

Inyo County General Information

County Seat	Independence	Average Climate	High	Low
County Population	18,546 (2010 census)			
Land Area:	10,142 sq. miles	Bishop:	98°	22°
Population Density:	1.83 persons per sq. mile	Death Valley:	115°	37°
Highest Elevation:	14,505 ft. (Mount Whitney)			
Lowest Elevation:	-282 ft. (Badwater, D.V.N.P.)			

Unincorporated Areas	Land Ownership		
Big Pine	Olancha	Federal:	92.0%
Cartago	Pearsonville	City of Los Angeles:	3.9%
Independence	Shoshone	State of California:	2.4%
Lone Pine		Private:	1.7%

Incorporated Cities
Bishop

LIVESTOCK & LIVESTOCK PRODUCTS

	Year	Unit	Production	Value per Unit	Total***	
Cattle & Calves	2017	Head	8,230	\$1,130	\$9,300,000	▲ 16%
	2016		7,670	\$1,045	\$8,013,000	
Sheep & Lambs*	2017	Head	4,415	\$187	\$825,400	▲ 32%
	2016		3,815	\$164	\$625,700	
Eggs	2017	Dozen	3,765	\$4.75	\$17,900	▼ 13%
	2016		4,350	\$4.75	\$20,600	
Wool	2017	Lbs	22,700	\$2.17	\$49,200	▲ 20%
	2016		26,700	\$1.54	\$41,000	
Miscellaneous**	2017				\$145,000	▼ 22%
	2016				\$186,000	
Total Value				2017	\$10,338,000	▲ 16%
				2016	\$8,886,000	

* Includes feeder lamb gain.

**Includes beef stocker gain, goats, hogs, and poultry.

***Total may not calculate due to rounding



FIELD CROPS

	Year	Unit	Production	Value per Unit	Total**	
Alfalfa Hay	2017	Ton	15,184	\$190	\$2,885,000	▲ 6%
	2016		15,100	\$180	\$2,718,000	
Pasture, Irrigated	2017	Acre	14,000	\$70	\$980,000	= 0%
	2016		14,000	\$70	\$980,000	
Pasture, Rangeland	2017	Acre	1,150,000	\$1.10	\$1,265,000	▼ 2%
	2016		1,150,000	\$1.12	\$1,288,000	
Miscellaneous*	2017	-	625	-	\$1,696,000	▲ 124%
	2016		280	-	\$758,000	
Total Value				2017	\$6,826,000	▲ 19%
				2016	\$5,744,000	

*Includes garlic, grain hay, sudangrass, and other hay

**Total may not calculate due to rounding

NURSERY PRODUCTS

	Year	Unit	Production	Value per Unit	Total	
Nursery Stock*	2017	Acre	139	-	\$1,185,000	▲ 15%
	2016		121	-	\$1,032,000	
				2017	\$1,185,000	▲ 15%
				2016	\$1,032,000	

*Includes palms, turf, and miscellaneous plants.

Total Value

FRUIT & NUT CROPS

	Year	Unit	Production	Value per Unit	Total	
Miscellaneous*	2017	Acres	35	-	\$358,200	▲ 8%
	2016		35	-	\$333,200	
				2017	\$358,200	▲ 8%
				2016	\$333,200	

* Includes almonds, apples, apricots, blackberries, cherries, dates, figs, grapes (table), grapes (wine), nectarines, peaches, pears, pecans, persimmons, plums, pomegranates, raspberries, strawberries, and walnuts.

Total Value

APIARY PRODUCTION

	Year	Unit	Production	Value per Unit	Total	
Honey	2017	Lb	88,400	\$2.49	\$219,800	▼ 32%
	2016		155,600	\$2.09	\$325,200	
Miscellaneous*	2017	-	-	-	\$5,400	▼ 4%
	2016		-	-	\$5,600	
				2017	\$225,200	▼ 32%
Total Value				2016	\$330,800	

* Includes beeswax and pollen.

VEGETABLE CROPS

	Year	Unit	Production	Value per Unit	Total	
Miscellaneous*	2017	Acres	3	-	\$25,200	▼ 40%
	2016		7	-	\$42,000	
				2017	\$25,200	▼ 40%
Total Value				2016	\$42,000	

* Includes Includes artichokes, beans, brassicas, carrots, cucumbers, eggplant, garlic, herbs, leafy greens, melons, onions, peppers, pumpkins, radishes, squash, sweet corn, tomatillos, tomatoes, and tubers.



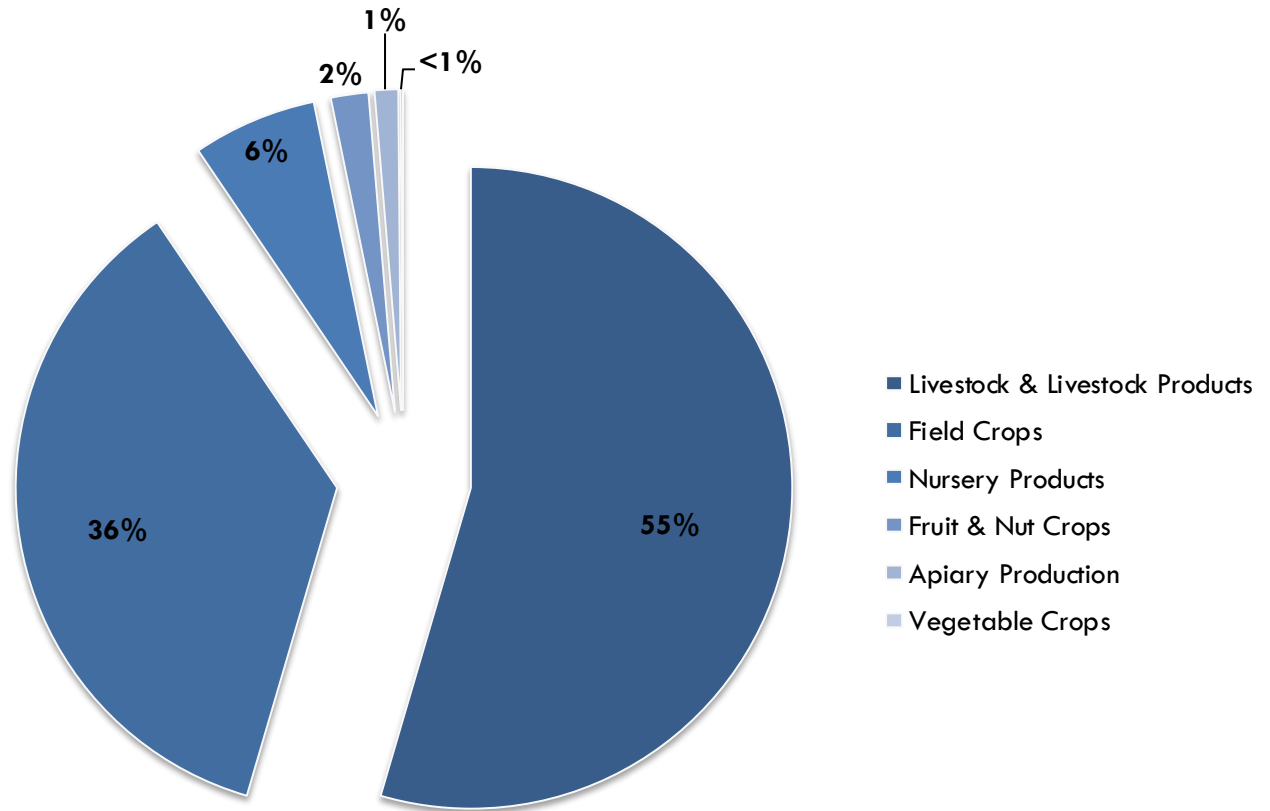
INYO COUNTY TOTALS



	Year	Total	
Livestock & Livestock Products	2017	\$10,338,000	▲ 16%
	2016	\$8,886,000	
Field Crops	2017	\$6,826,000	▲ 19%
	2016	\$5,744,000	
Nursery Products	2017	\$1,185,000	▲ 15%
	2016	\$1,032,000	
Fruit & Nut Crops	2017	\$358,200	▲ 8%
	2016	\$333,200	
Apiary Production	2017	\$225,200	▼ 32%
	2016	\$330,800	
Vegetable Crops	2017	\$25,200	▼ 40%
	2016	\$42,000	
Total Value	2017	\$18,958,000	▲ 16%
	2016	\$16,368,000	



Inyo County Agricultural Production by Category



Questions?



Board of Supervisors Presentation
Inyo County
May 8, 2018



Counties of Inyo and Mono

Agriculture • Weights & Measures • Owens Valley Mosquito Abatement Program • Eastern Sierra Weed Management Area
Mammoth Lakes Mosquito Abatement District • Inyo County Commercial Cannabis Permit Office

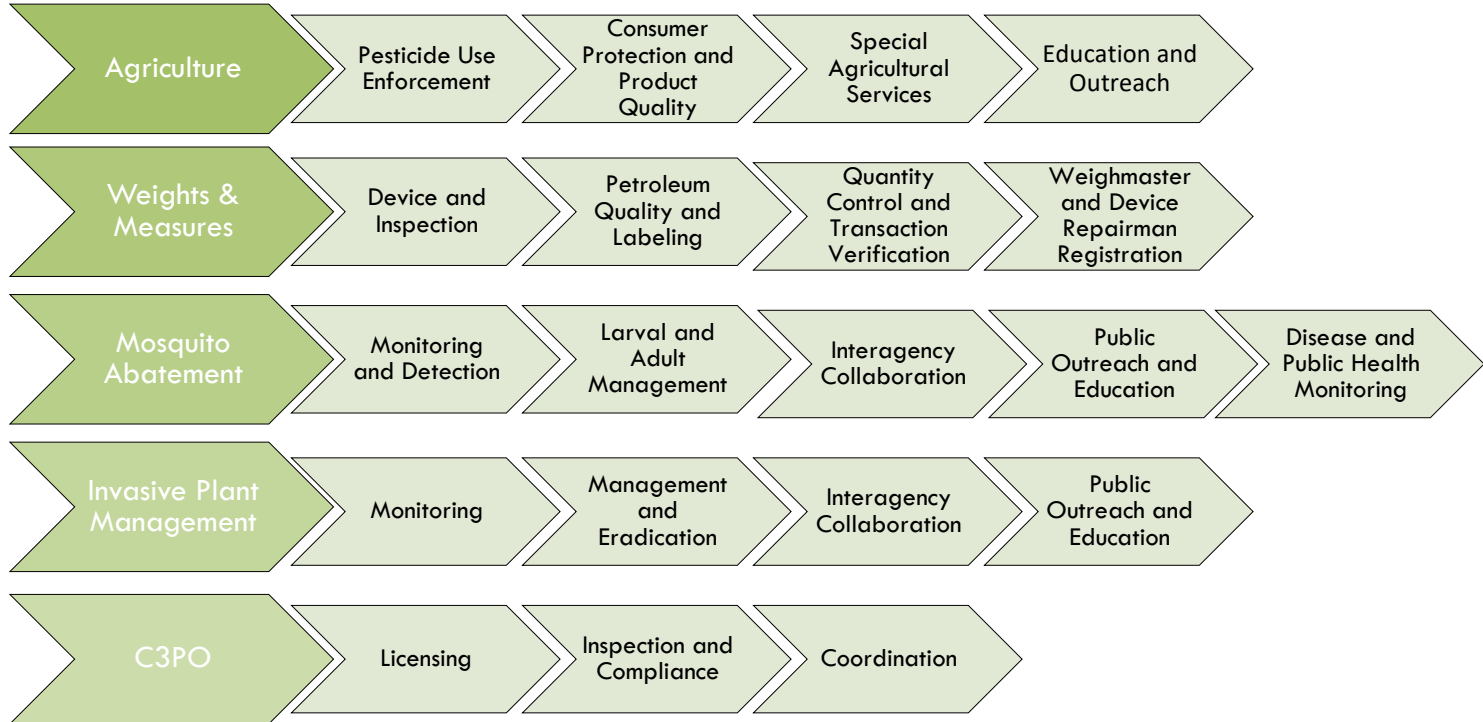




Counties of Inyo and Mono

Agriculture • Weights & Measures • Owens Valley Mosquito Abatement Program • Eastern Sierra Weed Management Area
Mammoth Lakes Mosquito Abatement District • Inyo County Commercial Cannabis Permit Office

Functions of the Agricultural Commissioner's Office





Counties of Inyo and Mono

Agriculture • Weights & Measures • Owens Valley Mosquito Abatement Program • Eastern Sierra Weed Management Area
Mammoth Lakes Mosquito Abatement District • Inyo County Commercial Cannabis Permit Office

Agriculture Functions





Counties of Inyo and Mono

Agriculture • Weights & Measures • Owens Valley Mosquito Abatement Program • Eastern Sierra Weed Management Area
Mammoth Lakes Mosquito Abatement District • Inyo County Commercial Cannabis Permit Office

Human Safety and Environmental Protection

- Pesticide Enforcement
- Pest Exclusion
- Pest Detection
- Pest Eradication
- Pest Management





Counties of Inyo and Mono

Agriculture • Weights & Measures • Owens Valley Mosquito Abatement Program • Eastern Sierra Weed Management Area
Mammoth Lakes Mosquito Abatement District • Inyo County Commercial Cannabis Permit Office

Consumer Protection and Product Quality

- Fruit and Vegetable Quality Control
- Egg Quality Control
- Organic Inspection
- Certified Farmer's Market
- Nursery Inspection
- Seed Inspection





Counties of Inyo and Mono

Agriculture • Weights & Measures • Owens Valley Mosquito Abatement Program • Eastern Sierra Weed Management Area
Mammoth Lakes Mosquito Abatement District • Inyo County Commercial Cannabis Permit Office

Special Agricultural Services

- Apiary Inspection
- Sustainable Agriculture
- Crop Statistics





Education and Outreach

- Pesticide Seminars
- Workshops
- Special Projects





Counties of Inyo and Mono

Agriculture • Weights & Measures • Owens Valley Mosquito Abatement Program • Eastern Sierra Weed Management Area
Mammoth Lakes Mosquito Abatement District • Inyo County Commercial Cannabis Permit Office

Weights & Measures Functions





Counties of Inyo and Mono

Agriculture • Weights & Measures • Owens Valley Mosquito Abatement Program • Eastern Sierra Weed Management Area
Mammoth Lakes Mosquito Abatement District • Inyo County Commercial Cannabis Permit Office

Device Registration and Inspection

- Over 1,400 devices registered in 2017
- Large Scales (aggregate plants, hopper scales)
- Vehicle Scales
- Livestock Scales
- Small Retail Scales (counter scales, checkout scales)
- Retail Fuel Meters
- Electric Meters
- Vapor Meters





Petroleum Quality and Labeling

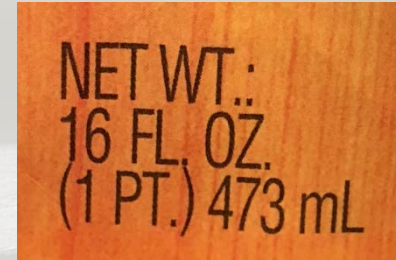
- Ensure Labeling Accuracy
- Verify Quality Standards are Met
- Verify labeling, signage, and other information presented at fueling stations is consistent with regulations





Quantity Control and Transaction Verification

- Price Scanner Auditing
- Pre-packaged product verification
- Enforcement of the Fair Packaging and Labeling Act





Weighmaster and Device Repairman Registration

- Weighmaster Program Provides Audits to Ensure Proper Recordkeeping and Weight Verification
- Device Repairman Registration Verifies Qualifications



Counties of Inyo and Mono

Agriculture • Weights & Measures • Owens Valley Mosquito Abatement Program • Eastern Sierra Weed Management Area
Mammoth Lakes Mosquito Abatement District • Inyo County Commercial Cannabis Permit Office



Mosquito Abatement Functions



Monitoring



- Disease Surveillance
 - West Nile virus
 - Other Diseases (SLE, Zika if exotics found)
- Adult Population Surveillance
 - How Many?
 - Which Species?
 - Location?





Control

- Water management
- Source Reduction
- Vegetation control
- Larval control
 - Biological Pesticide
 - Growth Regulator Pesticide
- Adult Control
 - Fogging (Adulticide)
 - Barrier Treatments





Public Outreach and Education

- Tri-County Fair Booth
- Facebook
- Other Events and Conferences





Counties of Inyo and Mono

Agriculture • Weights & Measures • Owens Valley Mosquito Abatement Program • Eastern Sierra Weed Management Area
Mammoth Lakes Mosquito Abatement District • Inyo County Commercial Cannabis Permit Office

Invasive Plant Management Functions



Counties of Inyo and Mono

Agriculture • Weights & Measures • Owens Valley Mosquito Abatement Program • Eastern Sierra Weed Management Area
Mammoth Lakes Mosquito Abatement District • Inyo County Commercial Cannabis Permit Office

Monitoring and Detection

- Surveys
- Industry tips and inquiries
- Tips from public, recreationalists
- Other agencies

Eastern Sierra Weed Management Area Noxious Weed Location Form	
Return to: Inyo/Mono County Agricultural Commissioner's Office 207 W. South St. Mammoth Lakes, CA 93546	
Date: _____	Recorder's Name: _____
Time: _____	Phone Number: _____
Weed Name(s): _____	Infestation Estimate (area, percent infested, and/or # of plants): _____
Control Methods (what was used and at what rate?): _____	Land Use (roadside, pasture, range, crop, facility, etc.): _____
Township: _____ Range: _____ Section: _____ _____ 1/4	
Latitude: _____	Longitude: _____ County: _____
Other Notes (site marked, descriptive location): 	

COMPLETE IF KNOWN

Feel free to duplicate this form (Use reverse for map)



Counties of Inyo and Mono

Agriculture • Weights & Measures • Owens Valley Mosquito Abatement Program • Eastern Sierra Weed Management Area
Mammoth Lakes Mosquito Abatement District • Inyo County Commercial Cannabis Permit Office

Management and Eradication

- Removing or mitigating risk
- Integrated Pest Management Approach
 - Cultural
 - Mechanical
 - Biological
 - Herbicide





Counties of Inyo and Mono

Agriculture • Weights & Measures • Owens Valley Mosquito Abatement Program • Eastern Sierra Weed Management Area
Mammoth Lakes Mosquito Abatement District • Inyo County Commercial Cannabis Permit Office

Interagency Collaboration

- **Eastern Sierra Weed Management Area**

- Inyo/Mono Counties Agricultural Commissioner
- California Department of Food and Agriculture
- CalTrans District 9
- Bishop Paiute Tribe Environmental Office
- Los Angeles Department of Water and Power
- Inyo/Mono Resource Conservation District
- Natural Resource Conservation Service
- Toiyabe National Forest
- Inyo County Water Department
- BLM, Bishop Field Office
- BLM, California Desert District
- Inyo/Mono Cattleman's Association
- Calfire
- California State Parks
- Inyo National Forest



Counties of Inyo and Mono

Agriculture • Weights & Measures • Owens Valley Mosquito Abatement Program • Eastern Sierra Weed Management Area
Mammoth Lakes Mosquito Abatement District • Inyo County Commercial Cannabis Permit Office

Public Outreach and Education

- Brochures, press releases, targeted outreach
- Workshops, seminars
- Event presentations

Dalmatian Toadflax

Linaria dalmatica

The Inyo/Mono Counties' Department of Agriculture and the California Department of Food and Agriculture are currently monitoring and eradicating this noxious weed in your area. We would appreciate any information regarding the location of Dalmatian Toadflax infestations. This noxious weed can be effectively controlled and eventually eradicated by hand-pulling.

GROWTH HABIT: Dalmatian Toadflax is a perennial from southeastern Europe that is probably an escaped ornamental. It grows up to 2 feet tall and reproduces by seed and underground roots.

LEAVES: The egg-shaped leaves are dense and grow alternately along the stem. They have a smooth edge; are waxy, gray-green and clasp to the stem. The upper leaves are conspicuously lance-shaped.

FLOWERS: Flowers are showy and borne in axils of upper leaves and are two-lipped, 3/4 to 1 1/2 inches long. They have a long spur and are yellow with an orange, bearded throat.

SEEDS: The fruit is a two-called capsule about 1/4 inch long with many irregularly angled black seeds.

OTHER: Dalmatian Toadflax is aggressive and may be found along roadsides and on woodlands where it crowds out desirable native species. The extensive, deep root system, along with the waxy leaves which repel herbicides, make this an extremely difficult plant to control.



Eastern Sierra Weed Management Area
Administered by: Inyo/Mono Counties Agricultural Commissioner's Office
207 West South Street
Bishop, CA 93314

Telephone: 760.873.7860 FAX: 760.872.1610 Email: inyomonag3@gmail.com



Counties of Inyo and Mono

Agriculture • Weights & Measures • Owens Valley Mosquito Abatement Program • Eastern Sierra Weed Management Area
Mammoth Lakes Mosquito Abatement District • Inyo County Commercial Cannabis Permit Office

County Commercial Cannabis Permit Office



Counties of Inyo and Mono

Agriculture • Weights & Measures • Owens Valley Mosquito Abatement Program • Eastern Sierra Weed Management Area
Mammoth Lakes Mosquito Abatement District • Inyo County Commercial Cannabis Permit Office



- Business licensing (in conjunction with land use component and state)
 - Initial application coordination, scoring
 - Renewals
- Inspection and compliance
 - Compliance with local and some state regulations
 - Ensuring adherence to application information/claims
- Coordination with state and local partners



Counties of Inyo and Mono

Agriculture • Weights & Measures • Owens Valley Mosquito Abatement Program • Eastern Sierra Weed Management Area
Mammoth Lakes Mosquito Abatement District • Inyo County Commercial Cannabis Permit Office

